



THE VINTAGE SPORTS-CAR CLUB

# THE SHUTTLEWORTH & NUFFIELD TROPHIES RACE MEETING

Bonhams



ST. JAMES'S PLACE  
WEALTH MANAGEMENT

CADWELL PARK

SUNDAY 7 JUNE 2015

**HAGERTY.**  
CLASSIC CAR INSURANCE

# RESULTS

2015 SEASON

THE VINTAGE SPORTS-CAR CLUB PRESENTS

# THE SHUTTLEWORTH & NUFFIELD TROPHIES

RACE MEETING  
CADWELL PARK  
SUNDAY 7 JUNE

WINNER  
THE HISTORIC MOTORING AWARDS  
CLUB OF THE YEAR  
2014

THE VINTAGE SPORTS-CAR CLUB  
IS SUPPORTED BY

Bonhams HAGERTY CLASSIC CAR INSURANCE ST. JAMES'S PLACE WEALTH MANAGEMENT CadwellPark

RESULTS BY

**hs sports**

HS Sports Ltd Kinetic House,  
Varey Road, Congleton,  
Cheshire CW121UW  
Tel. +44 (0)1260 275708  
Fax +44 (0)1260 295625  
[www.hssports.co.uk](http://www.hssports.co.uk)



# The Vintage Sports-Car Club

## TIMED PRACTICE

### PROVISIONAL RESULT - SESSION 1

PI	No	CI	Name	Car	Laps	Time on Lap	Behind	MPH	
1	22		William MAHANY	HRG Le Mans Model	7	1:56.85	2	67.39	
2	34		Tim KNELLER	Riley TT Sprite	7	2:04.10	4	07.25	63.45
3	21		Andrew MITCHELL	HRG 1 1/2 Litre	7	2:04.72	3	07.87	63.14
4	196		Mike PAINTER	MG Kayne	6	2:06.15	5	09.30	62.42
5	50		James POTTER	Riley Brooklands	7	2:07.54	3	10.69	61.74
6	37		Mark BRETT	Ballamy-Ford (LMB) V8 Sp	6	2:07.83	6	10.98	61.60
7	55		Jo BLAKENEY-EDWARDS	Frazer Nash Super Sports	7	2:09.98	4	13.13	60.58
8	26		Simon STOKES	Riley Treen	6	2:10.81	3	13.96	60.20
9	38		John GUYATT	Talbot Lago T150C	6	2:11.16	6	14.31	60.04
10	97		David JOHNSON	Frazer Nash Colmore	7	2:13.30	6	16.45	59.07
11	193		John SEBER	Wolseley Hornet Special	6	2:13.99	4	17.14	58.77
12	47		Richard LAKE	Aston Martin 15/98 Speed	4	2:14.30	4	17.45	58.63
13	76		Mark GROVES	Austin 7 Ulster	6	2:16.65	6	19.80	57.62
14	94		John COLLINS	Riley 9 Brooklands	6	2:17.78	5	20.93	57.15
15	59		Nick HAYWARD-COOK	Austin 7 Monoposto	5	2:20.92	4	24.07	55.88
16	78		Duncan POTTER	MG Montlhery Midget	6	2:22.54	3	25.69	55.24
17	89		Phillip TILLYARD	Frazer Nash T.T. Replica	6	2:22.57	6	25.72	55.23
18	42		Nicolas ROSSI	Alfa Romeo 6C 1750 Gs	6	2:25.02	6	28.17	54.30
19	71		Nicholas LEES	Riley Sprite 2Str	6	2:25.05	6	28.20	54.29
20	92		Chris CADMAN	MG Montlhery Midget	6	2:25.92	6	29.07	53.96
21	95		George ELBOURN	Riley 12/4 Special	6	2:26.06	4	29.21	53.91
22	51		Winston TEAGUE	Frazer Nash Falcon	1	2:28.44	1	31.59	53.05
23	68		Norman PEMBERTON	Talbot 95/105	6	2:29.96	6	33.11	52.51
24	98		David BIRNAGE	Austin 7 Ulster	6	2:31.13	6	34.28	52.10
25	84		Cyril HANCOCK	Fiat New Balilla	6	2:35.72	3	38.87	50.57
26	91		John REEVE	Riley Brooklands	2	2:41.13	1	44.28	48.87
<u>Not-Seen</u>									
	60		Ian STANDING	Riley Brooklands					

Start Time : 09:07

Cadwell Park

07 Jun 15 09:26

Clerk of Course:

Time Issued:

Chief Timekeeper:

THESE RESULTS ARE PROVISIONAL UNTIL THE CONCLUSION OF ANY JUDICIAL AND TECHNICAL MATTERS

HS Sports Timing and Results Systems - Results and Lap Times at [www.hssports.co.uk](http://www.hssports.co.uk)

# TIMED PRACTICE

## LAP TIMES - SESSION 1

<b>21</b>	<b>Andrew MITCHELL</b>										
<b>Lap</b>	<b>1</b>	<b>2</b>	<b>3</b>	<b>4</b>	<b>5</b>	<b>6</b>	<b>7</b>	<b>8</b>	<b>9</b>	<b>10</b>	
1	2:24.36	2:05.99	2:04.72	2:12.99	2:06.16	2:09.23	2:05.13				
<b>22</b>	<b>William MAHANY</b>										
<b>Lap</b>	<b>1</b>	<b>2</b>	<b>3</b>	<b>4</b>	<b>5</b>	<b>6</b>	<b>7</b>	<b>8</b>	<b>9</b>	<b>10</b>	
1	2:23.16	1:56.85	1:59.43	2:03.80	2:05.81	2:06.82	2:03.77				
<b>26</b>	<b>Simon STOKES</b>										
<b>Lap</b>	<b>1</b>	<b>2</b>	<b>3</b>	<b>4</b>	<b>5</b>	<b>6</b>	<b>7</b>	<b>8</b>	<b>9</b>	<b>10</b>	
1	2:30.85	2:17.78	2:10.81	2:14.43	2:10.99	2:21.01					
<b>34</b>	<b>Tim KNELLER</b>										
<b>Lap</b>	<b>1</b>	<b>2</b>	<b>3</b>	<b>4</b>	<b>5</b>	<b>6</b>	<b>7</b>	<b>8</b>	<b>9</b>	<b>10</b>	
1	2:15.79	2:04.64	2:13.80	2:04.10	2:07.04	2:08.08	2:08.08				
<b>37</b>	<b>Mark BRETT</b>										
<b>Lap</b>	<b>1</b>	<b>2</b>	<b>3</b>	<b>4</b>	<b>5</b>	<b>6</b>	<b>7</b>	<b>8</b>	<b>9</b>	<b>10</b>	
1	2:36.55	2:17.35	2:14.24	2:21.52	2:13.30	2:07.83					
<b>38</b>	<b>John GUYATT</b>										
<b>Lap</b>	<b>1</b>	<b>2</b>	<b>3</b>	<b>4</b>	<b>5</b>	<b>6</b>	<b>7</b>	<b>8</b>	<b>9</b>	<b>10</b>	
1	2:27.93	2:18.47	2:16.43	2:14.76	2:15.41	2:11.16					
<b>42</b>	<b>Nicolas ROSSI</b>										
<b>Lap</b>	<b>1</b>	<b>2</b>	<b>3</b>	<b>4</b>	<b>5</b>	<b>6</b>	<b>7</b>	<b>8</b>	<b>9</b>	<b>10</b>	
1	2:36.71	2:25.12	2:27.26	2:25.84	2:26.24	2:25.02					
<b>47</b>	<b>Richard LAKE</b>										
<b>Lap</b>	<b>1</b>	<b>2</b>	<b>3</b>	<b>4</b>	<b>5</b>	<b>6</b>	<b>7</b>	<b>8</b>	<b>9</b>	<b>10</b>	
1	2:28.94	2:18.36	2:14.38	2:14.30							
<b>50</b>	<b>James POTTER</b>										
<b>Lap</b>	<b>1</b>	<b>2</b>	<b>3</b>	<b>4</b>	<b>5</b>	<b>6</b>	<b>7</b>	<b>8</b>	<b>9</b>	<b>10</b>	
1	2:31.84	2:09.19	2:07.54	2:10.01	2:09.52	2:08.98	2:09.12				
<b>51</b>	<b>Winston TEAGUE</b>										
<b>Lap</b>	<b>1</b>	<b>2</b>	<b>3</b>	<b>4</b>	<b>5</b>	<b>6</b>	<b>7</b>	<b>8</b>	<b>9</b>	<b>10</b>	
1	2:28.44										
<b>55</b>	<b>Jo BLAKENEY-EDWARDS</b>										
<b>Lap</b>	<b>1</b>	<b>2</b>	<b>3</b>	<b>4</b>	<b>5</b>	<b>6</b>	<b>7</b>	<b>8</b>	<b>9</b>	<b>10</b>	
1	2:22.82	2:10.99	2:11.45	2:09.98	2:10.19	2:21.76	2:11.84				
<b>59</b>	<b>Nick HAYWARD-COOK</b>										
<b>Lap</b>	<b>1</b>	<b>2</b>	<b>3</b>	<b>4</b>	<b>5</b>	<b>6</b>	<b>7</b>	<b>8</b>	<b>9</b>	<b>10</b>	
1	2:41.84	2:27.73	2:22.78	2:20.92	2:22.37						
<b>68</b>	<b>Norman PEMBERTON</b>										
<b>Lap</b>	<b>1</b>	<b>2</b>	<b>3</b>	<b>4</b>	<b>5</b>	<b>6</b>	<b>7</b>	<b>8</b>	<b>9</b>	<b>10</b>	
1	2:40.28	2:38.92	2:34.53	2:33.71	2:32.08	2:29.96					

<b>71</b>	<b>Nicholas LEES</b>									
<b>Lap</b>	<b>1</b>	<b>2</b>	<b>3</b>	<b>4</b>	<b>5</b>	<b>6</b>	<b>7</b>	<b>8</b>	<b>9</b>	<b>10</b>
1	2:41.15	2:32.91	2:30.96	2:27.44	2:30.14	2:25.05				
<b>76</b>	<b>Mark GROVES</b>									
<b>Lap</b>	<b>1</b>	<b>2</b>	<b>3</b>	<b>4</b>	<b>5</b>	<b>6</b>	<b>7</b>	<b>8</b>	<b>9</b>	<b>10</b>
1	2:35.64	2:24.50	2:18.66	2:21.28	2:24.65	2:16.65				
<b>78</b>	<b>Duncan POTTER</b>									
<b>Lap</b>	<b>1</b>	<b>2</b>	<b>3</b>	<b>4</b>	<b>5</b>	<b>6</b>	<b>7</b>	<b>8</b>	<b>9</b>	<b>10</b>
1	2:33.54	2:27.82	2:22.54	2:23.25	2:23.80	2:22.83				
<b>84</b>	<b>Cyril HANCOCK</b>									
<b>Lap</b>	<b>1</b>	<b>2</b>	<b>3</b>	<b>4</b>	<b>5</b>	<b>6</b>	<b>7</b>	<b>8</b>	<b>9</b>	<b>10</b>
1	2:43.11	2:38.08	2:35.72	2:40.07	2:38.33	2:40.94				
<b>89</b>	<b>Phillip TILLYARD</b>									
<b>Lap</b>	<b>1</b>	<b>2</b>	<b>3</b>	<b>4</b>	<b>5</b>	<b>6</b>	<b>7</b>	<b>8</b>	<b>9</b>	<b>10</b>
1	2:39.88	2:32.36	2:31.41	2:27.34	2:25.00	2:22.57				
<b>91</b>	<b>John REEVE</b>									
<b>Lap</b>	<b>1</b>	<b>2</b>	<b>3</b>	<b>4</b>	<b>5</b>	<b>6</b>	<b>7</b>	<b>8</b>	<b>9</b>	<b>10</b>
1	2:41.13	2:43.89								
<b>92</b>	<b>Chris CADMAN</b>									
<b>Lap</b>	<b>1</b>	<b>2</b>	<b>3</b>	<b>4</b>	<b>5</b>	<b>6</b>	<b>7</b>	<b>8</b>	<b>9</b>	<b>10</b>
1	2:41.96	2:36.57	2:29.51	2:29.61	2:28.93	2:25.92				
<b>94</b>	<b>John COLLINS</b>									
<b>Lap</b>	<b>1</b>	<b>2</b>	<b>3</b>	<b>4</b>	<b>5</b>	<b>6</b>	<b>7</b>	<b>8</b>	<b>9</b>	<b>10</b>
1	2:46.18	2:25.19	2:24.27	2:17.94	2:17.78	2:20.13				
<b>95</b>	<b>George ELBOURN</b>									
<b>Lap</b>	<b>1</b>	<b>2</b>	<b>3</b>	<b>4</b>	<b>5</b>	<b>6</b>	<b>7</b>	<b>8</b>	<b>9</b>	<b>10</b>
1	2:43.25	2:34.02	2:41.13	2:26.06	2:27.81	2:30.10				
<b>97</b>	<b>David JOHNSON</b>									
<b>Lap</b>	<b>1</b>	<b>2</b>	<b>3</b>	<b>4</b>	<b>5</b>	<b>6</b>	<b>7</b>	<b>8</b>	<b>9</b>	<b>10</b>
1	2:29.35	2:18.91	2:15.15	2:14.43	2:17.22	2:13.30	2:16.76			
<b>98</b>	<b>David BIRNAGE</b>									
<b>Lap</b>	<b>1</b>	<b>2</b>	<b>3</b>	<b>4</b>	<b>5</b>	<b>6</b>	<b>7</b>	<b>8</b>	<b>9</b>	<b>10</b>
1	2:44.44	2:37.64	2:35.04	2:36.99	2:33.99	2:31.13				
<b>193</b>	<b>John SEBER</b>									
<b>Lap</b>	<b>1</b>	<b>2</b>	<b>3</b>	<b>4</b>	<b>5</b>	<b>6</b>	<b>7</b>	<b>8</b>	<b>9</b>	<b>10</b>
1	2:38.08	2:15.00	2:14.97	2:13.99	2:14.03	2:16.68				
<b>196</b>	<b>Mike PAINTER</b>									
<b>Lap</b>	<b>1</b>	<b>2</b>	<b>3</b>	<b>4</b>	<b>5</b>	<b>6</b>	<b>7</b>	<b>8</b>	<b>9</b>	<b>10</b>
1	2:35.57	2:28.22	2:20.59	2:10.20	2:06.15	2:08.77				



# The Vintage Sports-Car Club

## TIMED PRACTICE

### PROVISIONAL RESULT - SESSION 2

PI	No	CI	Name	Car	Laps	Time on Lap	Behind	MPH	
1	29		Richard ILIFFE	Riley Kestrel 12/4 Spl	7	2:03.99	4	63.51	
2	40		Andrew KELLOCK	Fiat AC	7	2:07.97	7	03.98	61.53
3	46		Jeffrey EDWARDS	Alvis Sports Special	6	2:10.85	5	06.86	60.18
4	35		Tim RIDES	Riley 12/ 4 Special	6	2:10.88	5	06.89	60.16
5	13		Gregan THRUSTON	Austin 7 Special	5	2:11.74	4	07.75	59.77
6	57		Geoff TOMS	Fiat 508S	7	2:12.04	3	08.05	59.64
7	62		Bill CLEYNDERT	Wolsley Hornet Special	7	2:12.91	7	08.92	59.25
8	54		Simon KELLEWAY	Riley Sprite 12/4	6	2:16.89	6	12.90	57.52
9	75		Nick HAYWARD-COOK	Riley 9 Monoposto	5	2:17.06	5	13.07	57.45
10	63		Tom WATERFIELD	Austin 7 Special	6	2:18.15	6	14.16	57.00
11	66		Charles PITHER	Frazer Nash Ulster	6	2:18.88	5	14.89	56.70
12	67		John BRIGGS	Aston Martin Ulster	6	2:19.37	5	15.38	56.50
13	58		Joanne WHITE	Riley Nine 12/4 Special	6	2:20.34	3	16.35	56.11
14	83		Michael NEW	Riley 12/4	6	2:22.33	6	18.34	55.32
15	56		John SKEAVINGTON	Austin Ulster Replica	6	2:22.74	4	18.75	55.17
16	44		Steve WHITE	Riley 12/4 Special	6	2:26.87	2	22.88	53.61
17	86		Leonard LORD	Riley Falcon	6	2:28.95	6	24.96	52.87
18	53		Richard REAY-SMITH	Lagonda LG 45	6	2:30.93	6	26.94	52.17
19	90		Roland WOODTLI	Riley 15/6 Special	6	2:31.10	6	27.11	52.11
20	102		Anne BOURSOT	MG PA 2Str	5	2:36.62	5	32.63	50.28
21	72		Stephen RIDDINGTON	Riley 12/4 Special	5	2:45.11	1	41.12	47.69
22	88		William COLLEDGE	Wolseley Hornet Special	5	2:53.33	5	49.34	45.43

#### Not-Seen

64	Ross KEELING	Delahaye 135 MS
65	Clive TEMPLE	Riley Brooklands
69	Anthony FENWICK-WILSON	Railton LS Tourer
79	Dennis BINGHAM	Riley Falcon Special

Car 65 - Did not complete one timed lap ===== Car 63 - Please fit working transponder

Start Time : 09:31

Cadwell Park

07 Jun 15 09:54

Clerk of Course:

Time Issued:

Chief Timekeeper:

THESE RESULTS ARE PROVISIONAL UNTIL THE CONCLUSION OF ANY JUDICIAL AND TECHNICAL MATTERS

HS Sports Timing and Results Systems - Results and Lap Times at [www.hssports.co.uk](http://www.hssports.co.uk)

# TIMED PRACTICE

## LAP TIMES - SESSION 2

---

**13** **Gregan THRUSTON**

Lap	1	2	3	4	5	6	7	8	9	10
1	2:28.42	2:20.84	2:14.32	2:11.74	2:11.78					

---

**29** **Richard ILIFFE**

Lap	1	2	3	4	5	6	7	8	9	10
1	2:26.39	2:16.58	2:06.98	2:03.99	2:05.02	2:05.10	2:05.87			

---

**35** **Tim RIDES**

Lap	1	2	3	4	5	6	7	8	9	10
1	2:38.83	2:23.20	2:14.92	2:16.18	2:10.88	2:14.97				

---

**40** **Andrew KELLOCK**

Lap	1	2	3	4	5	6	7	8	9	10
1	2:39.03	2:23.36	2:10.07	2:08.05	2:08.70	2:08.23	2:07.97			

---

**44** **Steve WHITE**

Lap	1	2	3	4	5	6	7	8	9	10
1	2:41.81	2:26.87	2:32.37	2:29.25	2:29.82	2:28.61				

---

**46** **Jeffrey EDWARDS**

Lap	1	2	3	4	5	6	7	8	9	10
1	2:51.62	2:22.22	2:21.70	2:13.67	2:10.85	2:15.06				

---

**53** **Richard REAY-SMITH**

Lap	1	2	3	4	5	6	7	8	9	10
1	2:52.00	2:42.74	2:35.63	2:33.27	2:56.30	2:30.93				

---

**54** **Simon KELLEWAY**

Lap	1	2	3	4	5	6	7	8	9	10
1	2:34.04	2:21.22	2:20.31	2:21.91	2:17.99	2:16.89				

---

**56** **John SKEAVINGTON**

Lap	1	2	3	4	5	6	7	8	9	10
1	2:42.88	2:28.39	2:24.96	2:22.74	2:23.33	2:30.61				

---

**57** **Geoff TOMS**

Lap	1	2	3	4	5	6	7	8	9	10
1	2:32.90	2:23.58	2:12.04	2:12.75	2:13.97	2:14.86	2:12.51			

---

**58** **Joanne WHITE**

Lap	1	2	3	4	5	6	7	8	9	10
1	2:45.60	2:28.55	2:20.34	2:28.81	2:31.57	2:22.08				

---

**62** **Bill CLEYNDERT**

Lap	1	2	3	4	5	6	7	8	9	10
1	2:27.84	2:18.84	2:13.14	2:15.63	2:17.33	2:13.78	2:12.91			

---

**63** **Tom WATERFIELD**

Lap	1	2	3	4	5	6	7	8	9	10
1	2:39.51	2:28.12	2:24.82	2:19.05	2:19.38	2:18.15				

<b>66</b>	<b>Charles PITHER</b>									
<b>Lap</b>	<b>1</b>	<b>2</b>	<b>3</b>	<b>4</b>	<b>5</b>	<b>6</b>	<b>7</b>	<b>8</b>	<b>9</b>	<b>10</b>
1	2:28.96	2:19.73	2:21.56	2:25.21	2:18.88	2:21.53				
<b>67</b>	<b>John BRIGGS</b>									
<b>Lap</b>	<b>1</b>	<b>2</b>	<b>3</b>	<b>4</b>	<b>5</b>	<b>6</b>	<b>7</b>	<b>8</b>	<b>9</b>	<b>10</b>
1	2:53.07	2:33.62	2:23.43	2:20.37	2:19.37	2:26.01				
<b>72</b>	<b>Stephen RIDDINGTON</b>									
<b>Lap</b>	<b>1</b>	<b>2</b>	<b>3</b>	<b>4</b>	<b>5</b>	<b>6</b>	<b>7</b>	<b>8</b>	<b>9</b>	<b>10</b>
1	2:45.11	2:46.23	2:46.02	2:48.83	2:46.87					
<b>75</b>	<b>Nick HAYWARD-COOK</b>									
<b>Lap</b>	<b>1</b>	<b>2</b>	<b>3</b>	<b>4</b>	<b>5</b>	<b>6</b>	<b>7</b>	<b>8</b>	<b>9</b>	<b>10</b>
1	2:42.63	2:18.36	2:19.67	2:22.94	2:17.06					
<b>83</b>	<b>Michael NEW</b>									
<b>Lap</b>	<b>1</b>	<b>2</b>	<b>3</b>	<b>4</b>	<b>5</b>	<b>6</b>	<b>7</b>	<b>8</b>	<b>9</b>	<b>10</b>
1	2:52.27	2:28.24	2:22.34	2:30.59	2:26.32	2:22.33				
<b>86</b>	<b>Leonard LORD</b>									
<b>Lap</b>	<b>1</b>	<b>2</b>	<b>3</b>	<b>4</b>	<b>5</b>	<b>6</b>	<b>7</b>	<b>8</b>	<b>9</b>	<b>10</b>
1	2:47.75	2:42.75	2:36.08	2:33.49	2:31.39	2:28.95				
<b>88</b>	<b>William COLLEDGE</b>									
<b>Lap</b>	<b>1</b>	<b>2</b>	<b>3</b>	<b>4</b>	<b>5</b>	<b>6</b>	<b>7</b>	<b>8</b>	<b>9</b>	<b>10</b>
1	3:01.94	2:55.38	2:55.01	2:55.43	2:53.33					
<b>90</b>	<b>Roland WOODTLI</b>									
<b>Lap</b>	<b>1</b>	<b>2</b>	<b>3</b>	<b>4</b>	<b>5</b>	<b>6</b>	<b>7</b>	<b>8</b>	<b>9</b>	<b>10</b>
1	2:45.53	2:38.19	2:33.59	2:33.99	2:32.03	2:31.10				
<b>102</b>	<b>Anne BOURSOT</b>									
<b>Lap</b>	<b>1</b>	<b>2</b>	<b>3</b>	<b>4</b>	<b>5</b>	<b>6</b>	<b>7</b>	<b>8</b>	<b>9</b>	<b>10</b>
1	3:00.61	2:48.10	2:42.09	2:38.09	2:36.62					



# The Vintage Sports-Car Club

## TIMED PRACTICE

### PROVISIONAL RESULT - SESSION 3

PI	No	CI	Name	Car	Laps	Time on Lap	Behind	MPH	
1	3		Mark GILLIES	ERA R3A	8	1:47.50	8	73.25	
2	14		Richard ELLINGWORTH	Gemini Mk II	8	1:48.55	6	01.05	72.54
3	1		Frederick HARPER	Kurtis Indy-Roadster	7	1:50.26	5	02.76	71.42
4	4		Nicholas TOPLISS	ERA R4A	8	1:51.22	3	03.72	70.80
5	5		Ben FIDLER	ERA AJM 1	7	1:51.95	6	04.45	70.34
6	104		Tom WALKER	Amilcar-Hispano Special	8	1:53.64	4	06.14	69.29
7	109		Clive WILSON	Cooper T43	7	1:54.17	7	06.67	68.97
8	36		Charles GILLET	Frazer Nash Super Sports	8	1:54.64	4	07.14	68.69
9	15		Eddie GIBBS	Frazer Nash SS Racer	8	1:54.78	4	07.28	68.60
10	9		Justin MAEERS	GN Parker	7	1:55.15	6	07.65	68.38
11	18		Robert CARR	AC/GN Special	8	1:55.87	7	08.37	67.96
12	16		Tony LEES	AC/GN Cognac	4	1:55.94	4	08.44	67.92
13	12		Tim GREENHILL	Wolseley Hornet Special	8	1:56.45	6	08.95	67.62
14	27		Simon BROWN	Cooper Mk4	7	1:58.97	3	11.47	66.19
15	23		Christian PEDERSEN	Austin 7 Special	8	1:59.28	6	11.78	66.02
16	17		Sue DARBYSHIRE	Morgan Super Aero	6	2:00.76	2	13.26	65.21
17	6		Richard LAKE	HWM F2/Gp	7	2:00.83	6	13.33	65.17
18	39		Paul BAKER	Richard Bolster Special	7	2:02.97	7	15.47	64.03
19	7		Julian WILTON	ERTA R7B	7	2:05.54	7	18.04	62.72
20	8		Pete CANDY	Riley Super Rat	3	2:06.96	3	19.46	62.02
21	41		Ralf EMMERLING	Riley Brooklands	7	2:08.93	7	21.43	61.07
22	20		Dougal CAWLEY	GN/Ford Piglet	6	2:09.69	3	22.19	60.72

#### Not-Seen

2 Robert COBDEN Riley Falcon Special

Start Time : 09:56

Cadwell Park

07 Jun 15 10:14

Clerk of Course:

Time Issued:

Chief Timekeeper:

THESE RESULTS ARE PROVISIONAL UNTIL THE CONCLUSION OF ANY JUDICIAL AND TECHNICAL MATTERS

HS Sports Timing and Results Systems - Results and Lap Times at [www.hssports.co.uk](http://www.hssports.co.uk)



# TIMED PRACTICE

## LAP TIMES - SESSION 3

<b>1</b>	<b>Frederick HARPER</b>									
<b>Lap</b>	<b>1</b>	<b>2</b>	<b>3</b>	<b>4</b>	<b>5</b>	<b>6</b>	<b>7</b>	<b>8</b>	<b>9</b>	<b>10</b>
1	2:05.51	1:53.37	1:50.83	1:52.88	1:50.26	1:53.35	1:53.19			
<b>3</b>	<b>Mark GILLIES</b>									
<b>Lap</b>	<b>1</b>	<b>2</b>	<b>3</b>	<b>4</b>	<b>5</b>	<b>6</b>	<b>7</b>	<b>8</b>	<b>9</b>	<b>10</b>
1	1:59.76	1:51.71	1:50.09	1:47.82	1:51.42	1:51.30	1:50.05	1:47.50		
<b>4</b>	<b>Nicholas TOPLISS</b>									
<b>Lap</b>	<b>1</b>	<b>2</b>	<b>3</b>	<b>4</b>	<b>5</b>	<b>6</b>	<b>7</b>	<b>8</b>	<b>9</b>	<b>10</b>
1	2:01.50	1:53.33	1:51.22	1:51.58	1:52.45	1:52.38	1:53.40	1:54.25		
<b>5</b>	<b>Ben FIDLER</b>									
<b>Lap</b>	<b>1</b>	<b>2</b>	<b>3</b>	<b>4</b>	<b>5</b>	<b>6</b>	<b>7</b>	<b>8</b>	<b>9</b>	<b>10</b>
1	2:07.86	1:57.26	1:54.00	1:53.96	1:54.13	1:51.95	2:15.73			
<b>6</b>	<b>Richard LAKE</b>									
<b>Lap</b>	<b>1</b>	<b>2</b>	<b>3</b>	<b>4</b>	<b>5</b>	<b>6</b>	<b>7</b>	<b>8</b>	<b>9</b>	<b>10</b>
1	2:14.69	2:07.02	2:02.83	2:04.88	2:03.36	2:00.83	2:03.21			
<b>7</b>	<b>Julian WILTON</b>									
<b>Lap</b>	<b>1</b>	<b>2</b>	<b>3</b>	<b>4</b>	<b>5</b>	<b>6</b>	<b>7</b>	<b>8</b>	<b>9</b>	<b>10</b>
1	2:15.15	2:07.54	2:05.59	2:07.14	2:07.24	2:06.20	2:05.54			
<b>8</b>	<b>Pete CANDY</b>									
<b>Lap</b>	<b>1</b>	<b>2</b>	<b>3</b>	<b>4</b>	<b>5</b>	<b>6</b>	<b>7</b>	<b>8</b>	<b>9</b>	<b>10</b>
1	2:13.66	2:09.64	2:06.96							
<b>9</b>	<b>Justin MAEERS</b>									
<b>Lap</b>	<b>1</b>	<b>2</b>	<b>3</b>	<b>4</b>	<b>5</b>	<b>6</b>	<b>7</b>	<b>8</b>	<b>9</b>	<b>10</b>
1	2:10.11	1:57.87	1:56.51	1:56.19	1:56.50	1:55.15	1:56.11			
<b>12</b>	<b>Tim GREENHILL</b>									
<b>Lap</b>	<b>1</b>	<b>2</b>	<b>3</b>	<b>4</b>	<b>5</b>	<b>6</b>	<b>7</b>	<b>8</b>	<b>9</b>	<b>10</b>
1	2:05.26	1:58.35	1:58.25	2:03.99	2:01.10	1:56.45	1:59.31	2:00.35		
<b>14</b>	<b>Richard ELLINGWORTH</b>									
<b>Lap</b>	<b>1</b>	<b>2</b>	<b>3</b>	<b>4</b>	<b>5</b>	<b>6</b>	<b>7</b>	<b>8</b>	<b>9</b>	<b>10</b>
1	2:00.94	1:56.39	1:50.36	1:49.68	2:04.06	1:48.55	1:48.94	1:49.68		
<b>15</b>	<b>Eddie GIBBS</b>									
<b>Lap</b>	<b>1</b>	<b>2</b>	<b>3</b>	<b>4</b>	<b>5</b>	<b>6</b>	<b>7</b>	<b>8</b>	<b>9</b>	<b>10</b>
1	2:03.94	1:55.75	1:55.15	1:54.78	1:55.73	1:55.60	1:56.12	2:02.24		
<b>16</b>	<b>Tony LEES</b>									
<b>Lap</b>	<b>1</b>	<b>2</b>	<b>3</b>	<b>4</b>	<b>5</b>	<b>6</b>	<b>7</b>	<b>8</b>	<b>9</b>	<b>10</b>
1	2:04.59	1:58.42	1:56.20	1:55.94						
<b>17</b>	<b>Sue DARBYSHIRE</b>									
<b>Lap</b>	<b>1</b>	<b>2</b>	<b>3</b>	<b>4</b>	<b>5</b>	<b>6</b>	<b>7</b>	<b>8</b>	<b>9</b>	<b>10</b>
1	2:07.66	2:00.76	2:01.31	2:00.78	2:00.90	2:01.35				

<b>18</b>	<b>Robert CARR</b>									
<b>Lap</b>	<b>1</b>	<b>2</b>	<b>3</b>	<b>4</b>	<b>5</b>	<b>6</b>	<b>7</b>	<b>8</b>	<b>9</b>	<b>10</b>
1	2:08.85	1:59.30	1:56.82	1:57.87	1:56.63	1:57.37	1:55.87	1:55.96		
<b>20</b>	<b>Dougal CAWLEY</b>									
<b>Lap</b>	<b>1</b>	<b>2</b>	<b>3</b>	<b>4</b>	<b>5</b>	<b>6</b>	<b>7</b>	<b>8</b>	<b>9</b>	<b>10</b>
1	2:11.05	2:10.11	2:09.69	2:11.37	2:10.14	2:10.26				
<b>23</b>	<b>Christian PEDERSEN</b>									
<b>Lap</b>	<b>1</b>	<b>2</b>	<b>3</b>	<b>4</b>	<b>5</b>	<b>6</b>	<b>7</b>	<b>8</b>	<b>9</b>	<b>10</b>
1	2:13.47	2:03.67	2:03.35	2:00.71	1:59.55	1:59.28	1:59.64	2:02.65		
<b>27</b>	<b>Simon BROWN</b>									
<b>Lap</b>	<b>1</b>	<b>2</b>	<b>3</b>	<b>4</b>	<b>5</b>	<b>6</b>	<b>7</b>	<b>8</b>	<b>9</b>	<b>10</b>
1	2:13.87	2:04.86	1:58.97	2:09.18	2:01.35	2:00.41	1:59.37			
<b>36</b>	<b>Charles GILLETT</b>									
<b>Lap</b>	<b>1</b>	<b>2</b>	<b>3</b>	<b>4</b>	<b>5</b>	<b>6</b>	<b>7</b>	<b>8</b>	<b>9</b>	<b>10</b>
1	2:08.14	1:56.76	2:00.43	1:54.64	1:54.88	1:55.70	1:55.40	1:57.09		
<b>39</b>	<b>Paul BAKER</b>									
<b>Lap</b>	<b>1</b>	<b>2</b>	<b>3</b>	<b>4</b>	<b>5</b>	<b>6</b>	<b>7</b>	<b>8</b>	<b>9</b>	<b>10</b>
1	2:15.01	2:10.38	2:06.06	2:08.36	2:03.71	2:05.28	2:02.97			
<b>41</b>	<b>Ralf EMMERLING</b>									
<b>Lap</b>	<b>1</b>	<b>2</b>	<b>3</b>	<b>4</b>	<b>5</b>	<b>6</b>	<b>7</b>	<b>8</b>	<b>9</b>	<b>10</b>
1	2:13.98	2:09.56	2:09.35	2:10.13	2:11.31	2:09.51	2:08.93			
<b>104</b>	<b>Tom WALKER</b>									
<b>Lap</b>	<b>1</b>	<b>2</b>	<b>3</b>	<b>4</b>	<b>5</b>	<b>6</b>	<b>7</b>	<b>8</b>	<b>9</b>	<b>10</b>
1	2:08.11	1:56.60	1:55.70	1:53.64	1:56.14	1:55.01	1:54.88	2:02.83		
<b>109</b>	<b>Clive WILSON</b>									
<b>Lap</b>	<b>1</b>	<b>2</b>	<b>3</b>	<b>4</b>	<b>5</b>	<b>6</b>	<b>7</b>	<b>8</b>	<b>9</b>	<b>10</b>
1	2:11.37	2:01.75	2:00.24	1:57.81	1:56.45	1:55.99	1:54.17			



# The Vintage Sports-Car Club

## TIMED PRACTICE

### PROVISIONAL RESULT - SESSION 4

PI	No	CI Name	Car	Laps	Time on Lap	Behind	MPH
1	11	Brian WHITE	Frazer Nash/BMW TT Repl	5	1:56.95	2	67.33
2	10	Julian GRIMWADE	Frazer Nash Single Seat	7	1:58.88	5 01.93	66.24
3	31	Alex PEACOP	Frazer Nash AC	7	2:02.81	7 05.86	64.12
4	32	Paul BULLETT	Frazer Nash Super Sports	7	2:08.34	6 11.39	61.35
5	73	Hughie WALKER	Martyr Frazer Nash Spl	3	2:08.84	3 11.89	61.12
6	49	Christopher BATTY	Frazer Nash Super Sports	7	2:11.07	7 14.12	60.08
7	30	Mark WALKER	GN Thunderbug	7	2:12.03	2 15.08	59.64
8	74	William HILDYARD	Frazer Nash Super Sports	6	2:16.63	5 19.68	57.63
9	70	Andy NEWBOUND	Frazer Nash Ulster 100	6	2:18.43	6 21.48	56.88
10	61	Paul WESTON	Frazer Nash TT Replica	7	2:18.88	7 21.93	56.70
11	108	Mark MORGAN	Frazer Nash Shelsley	6	2:23.04	6 26.09	55.05
12	197	Dennis JOHNSON	Frazer Nash Colmore	6	2:27.44	3 30.49	53.41
13	101	Robin LIGHTWOOD	Frazer Nash Fast Tourer	2	2:54.16	1 57.21	45.21

#### Not-Seen

105	Ian BINGHAM	Frazer Nash Geoghegan Spe
107	Bob MELLORS	Frazer Nash TT Replica
82	Adam GENTILLI	Frazer Nash TT Replica

Start Time : 10:26

Cadwell Park

07 Jun 15 10:44

Clerk of Course:

Time Issued:

Chief Timekeeper:

THESE RESULTS ARE PROVISIONAL UNTIL THE CONCLUSION OF ANY JUDICIAL AND TECHNICAL MATTERS

HS Sports Timing and Results Systems - Results and Lap Times at [www.hssports.co.uk](http://www.hssports.co.uk)

# TIMED PRACTICE

## LAP TIMES - SESSION 4

---

**10 Julian GRIMWADE**

Lap	1	2	3	4	5	6	7	8	9	10
1	2:27.86	2:03.98	2:04.76	2:04.20	1:58.88	2:01.05	2:00.76			

---

**11 Brian WHITE**

Lap	1	2	3	4	5	6	7	8	9	10
1	2:02.09	1:56.95	1:59.97	1:59.23	2:03.68					

---

**30 Mark WALKER**

Lap	1	2	3	4	5	6	7	8	9	10
1	2:12.41	2:12.03	2:13.93	2:15.68	2:14.02	2:14.60	2:15.36			

---

**31 Alex PEACOP**

Lap	1	2	3	4	5	6	7	8	9	10
1	2:27.04	2:19.76	2:05.47	2:04.92	2:03.00	2:04.31	2:02.81			

---

**32 Paul BULLETT**

Lap	1	2	3	4	5	6	7	8	9	10
1	2:15.76	2:09.37	2:09.82	2:08.66	2:09.12	2:08.34	2:08.56			

---

**49 Christopher BATTY**

Lap	1	2	3	4	5	6	7	8	9	10
1	2:29.64	2:22.17	2:16.28	2:15.61	2:17.39	2:13.24	2:11.07			

---

**61 Paul WESTON**

Lap	1	2	3	4	5	6	7	8	9	10
1	2:31.05	2:20.06	2:19.21	2:21.79	2:19.80	2:20.14	2:18.88			

---

**70 Andy NEWBOUND**

Lap	1	2	3	4	5	6	7	8	9	10
1	2:24.63	2:19.73	2:39.16	2:19.18	2:20.39	2:18.43				

---

**73 Hughie WALKER**

Lap	1	2	3	4	5	6	7	8	9	10
1	2:15.95	2:09.45	2:08.84							

---

**74 William HILDYARD**

Lap	1	2	3	4	5	6	7	8	9	10
1	2:31.60	2:25.06	2:21.73	2:20.76	2:16.63	2:17.71				

---

**101 Robin LIGHTWOOD**

Lap	1	2	3	4	5	6	7	8	9	10
1	2:54.16	2:56.08								

---

**108 Mark MORGAN**

Lap	1	2	3	4	5	6	7	8	9	10
1	2:34.72	2:31.72	2:25.68	2:23.64	2:24.46	2:23.04				

---

**197 Dennis JOHNSON**

Lap	1	2	3	4	5	6	7	8	9	10
1	2:32.83	2:33.70	2:27.44	2:29.72	2:29.78	2:30.08				



# The Vintage Sports-Car Club

## TIMED PRACTICE

### PROVISIONAL RESULT - SESSION 5

PI	No	CI	Name	Car	Laps	Time on Lap	Behind	MPH	
1	93		Tony SEBER	Wolseley Hornet Special	5	2:00.77	3	65.20	
2	96		Harry PAINTER	MG Kayne	7	2:02.24	7	01.47	64.42
3	25		David PRYKE	Riley 12/4 TT Sprite Rep	7	2:05.46	5	04.69	62.76
4	24		Charles JONES	MG L Magna	7	2:07.65	6	06.88	61.69
5	194		Tim KNELLER	Riley Brooklands	7	2:08.64	3	07.87	61.21
6	175		James RICKETTS	Riley 9 Monoposto	7	2:10.12	3	09.35	60.52
7	60		Ian STANDING	Riley Brooklands	7	2:14.40	2	13.63	58.59
8	43		Mark ELDER	Austin Sports Special	6	2:14.68	4	13.91	58.47
9	79		Dennis BINGHAM	Riley Falcon Special	5	2:16.51	3	15.74	57.68
10	198		Hugh BIRLEY	Austin 7 Ulster	6	2:16.54	6	15.77	57.67
11	195		William ELBOURN	Riley 12/4 Special	6	2:16.89	6	16.12	57.52
12	80		Philip BEWLEY	Bugatti T35	6	2:17.21	6	16.44	57.39
13	110		Antony FELTHAM-WHITE	Austin 7 Racing Special	6	2:23.67	6	22.90	54.81
14	106		Jonathan FENNING	Austin 7 Ulster	6	2:25.04	3	24.27	54.29
15	77		David ASPLIN	Austin 7 Ulster Replica	3	2:27.05	3	26.28	53.55
16	48		Peter BUTLER	Bentley 3/4 1/2 Litre	6	2:27.69	5	26.92	53.32
17	87		Noel RUNNELS-MOSS	Vauxhall 30-98 Velox	6	2:28.25	2	27.48	53.11
18	111		Oliver RICHARDSON	MG C Type Montlhery	6	2:28.37	6	27.60	53.07
19	85		Jamie QUARTERMAINE	Vauxhall Quartermaine Sp	6	2:29.81	4	29.04	52.56
20	107		Bob MELLORS	Frazer Nash TT Replica	6	2:42.22	6	41.45	48.54
21	101		Robin LIGHTWOOD	Frazer Nash Fast Tourer	5	2:43.03	2	42.26	48.30
22	103		George PARKINSON	Rosengart LR2 Torpedo	5	2:47.55	4	46.78	47.00

Start Time : 10:51

Cadwell Park

07 Jun 15 11:09

Clerk of Course:

Time Issued:

Chief Timekeeper:

THESE RESULTS ARE PROVISIONAL UNTIL THE CONCLUSION OF ANY JUDICIAL AND TECHNICAL MATTERS

HS Sports Timing and Results Systems - Results and Lap Times at [www.hssports.co.uk](http://www.hssports.co.uk)

# TIMED PRACTICE

## LAP TIMES - SESSION 5

<b>24</b>	<b>Charles JONES</b>									
<b>Lap</b>	<b>1</b>	<b>2</b>	<b>3</b>	<b>4</b>	<b>5</b>	<b>6</b>	<b>7</b>	<b>8</b>	<b>9</b>	<b>10</b>
1	2:20.12	2:11.60	2:09.31	2:11.44	2:08.76	2:07.65	2:13.87			
<b>25</b>	<b>David PRYKE</b>									
<b>Lap</b>	<b>1</b>	<b>2</b>	<b>3</b>	<b>4</b>	<b>5</b>	<b>6</b>	<b>7</b>	<b>8</b>	<b>9</b>	<b>10</b>
1	2:26.38	2:08.75	2:07.97	2:07.97	2:05.46	2:07.39	2:07.22			
<b>43</b>	<b>Mark ELDER</b>									
<b>Lap</b>	<b>1</b>	<b>2</b>	<b>3</b>	<b>4</b>	<b>5</b>	<b>6</b>	<b>7</b>	<b>8</b>	<b>9</b>	<b>10</b>
1	2:33.60	2:30.41	2:16.30	2:14.68	2:15.10	2:19.50				
<b>48</b>	<b>Peter BUTLER</b>									
<b>Lap</b>	<b>1</b>	<b>2</b>	<b>3</b>	<b>4</b>	<b>5</b>	<b>6</b>	<b>7</b>	<b>8</b>	<b>9</b>	<b>10</b>
1	2:35.76	2:32.69	2:30.55	2:29.12	2:27.69	2:28.27				
<b>60</b>	<b>Ian STANDING</b>									
<b>Lap</b>	<b>1</b>	<b>2</b>	<b>3</b>	<b>4</b>	<b>5</b>	<b>6</b>	<b>7</b>	<b>8</b>	<b>9</b>	<b>10</b>
1	2:26.96	2:14.40	2:16.52	2:16.61	2:15.43	2:19.60	2:18.16			
<b>77</b>	<b>David ASPLIN</b>									
<b>Lap</b>	<b>1</b>	<b>2</b>	<b>3</b>	<b>4</b>	<b>5</b>	<b>6</b>	<b>7</b>	<b>8</b>	<b>9</b>	<b>10</b>
1	2:32.17	2:29.45	2:27.05							
<b>79</b>	<b>Dennis BINGHAM</b>									
<b>Lap</b>	<b>1</b>	<b>2</b>	<b>3</b>	<b>4</b>	<b>5</b>	<b>6</b>	<b>7</b>	<b>8</b>	<b>9</b>	<b>10</b>
1	2:18.64	2:16.54	2:16.51	2:17.63	2:20.99					
<b>80</b>	<b>Philip BEWLEY</b>									
<b>Lap</b>	<b>1</b>	<b>2</b>	<b>3</b>	<b>4</b>	<b>5</b>	<b>6</b>	<b>7</b>	<b>8</b>	<b>9</b>	<b>10</b>
1	2:35.52	2:24.55	2:20.35	2:21.31	2:20.15	2:17.21				
<b>85</b>	<b>Jamie QUARTERMAINE</b>									
<b>Lap</b>	<b>1</b>	<b>2</b>	<b>3</b>	<b>4</b>	<b>5</b>	<b>6</b>	<b>7</b>	<b>8</b>	<b>9</b>	<b>10</b>
1	2:33.94	2:30.35	2:30.85	2:29.81	2:30.25	2:31.71				
<b>87</b>	<b>Noel RUNNELS-MOSS</b>									
<b>Lap</b>	<b>1</b>	<b>2</b>	<b>3</b>	<b>4</b>	<b>5</b>	<b>6</b>	<b>7</b>	<b>8</b>	<b>9</b>	<b>10</b>
1	2:36.58	2:28.25	2:30.32	2:30.38	2:31.15	2:30.03				
<b>93</b>	<b>Tony SEBER</b>									
<b>Lap</b>	<b>1</b>	<b>2</b>	<b>3</b>	<b>4</b>	<b>5</b>	<b>6</b>	<b>7</b>	<b>8</b>	<b>9</b>	<b>10</b>
1	2:12.82	2:03.63	2:00.77	2:01.05	2:06.62					
<b>96</b>	<b>Harry PAINTER</b>									
<b>Lap</b>	<b>1</b>	<b>2</b>	<b>3</b>	<b>4</b>	<b>5</b>	<b>6</b>	<b>7</b>	<b>8</b>	<b>9</b>	<b>10</b>
1	2:36.00	2:15.37	2:08.50	2:04.96	2:08.58	2:06.96	2:02.24			
<b>101</b>	<b>Robin LIGHTWOOD</b>									
<b>Lap</b>	<b>1</b>	<b>2</b>	<b>3</b>	<b>4</b>	<b>5</b>	<b>6</b>	<b>7</b>	<b>8</b>	<b>9</b>	<b>10</b>
1	2:46.43	2:43.03	2:43.91	2:46.21	2:43.12					

<b>103</b>	<b>George PARKINSON</b>									
<b>Lap</b>	<b>1</b>	<b>2</b>	<b>3</b>	<b>4</b>	<b>5</b>	<b>6</b>	<b>7</b>	<b>8</b>	<b>9</b>	<b>10</b>
1	2:54.97	2:50.54	2:50.25	2:47.55	2:49.62					
<b>106</b>	<b>Jonathan FENNING</b>									
<b>Lap</b>	<b>1</b>	<b>2</b>	<b>3</b>	<b>4</b>	<b>5</b>	<b>6</b>	<b>7</b>	<b>8</b>	<b>9</b>	<b>10</b>
1	2:36.14	2:37.03	2:25.04	2:26.16	2:27.01	2:27.11				
<b>107</b>	<b>Bob MELLORS</b>									
<b>Lap</b>	<b>1</b>	<b>2</b>	<b>3</b>	<b>4</b>	<b>5</b>	<b>6</b>	<b>7</b>	<b>8</b>	<b>9</b>	<b>10</b>
1	2:50.57	2:46.85	2:43.50	2:42.65	2:44.43	2:42.22				
<b>110</b>	<b>Antony FELTHAM-WHITE</b>									
<b>Lap</b>	<b>1</b>	<b>2</b>	<b>3</b>	<b>4</b>	<b>5</b>	<b>6</b>	<b>7</b>	<b>8</b>	<b>9</b>	<b>10</b>
1	2:34.10	2:27.09	2:28.42	2:28.89	2:25.16	2:23.67				
<b>111</b>	<b>Oliver RICHARDSON</b>									
<b>Lap</b>	<b>1</b>	<b>2</b>	<b>3</b>	<b>4</b>	<b>5</b>	<b>6</b>	<b>7</b>	<b>8</b>	<b>9</b>	<b>10</b>
1	2:45.14	2:32.38	2:32.34	2:28.91	2:32.48	2:28.37				
<b>175</b>	<b>James RICKETTS</b>									
<b>Lap</b>	<b>1</b>	<b>2</b>	<b>3</b>	<b>4</b>	<b>5</b>	<b>6</b>	<b>7</b>	<b>8</b>	<b>9</b>	<b>10</b>
1	2:15.79	2:10.81	2:10.12	2:15.06	2:14.62	2:10.40	2:17.96			
<b>194</b>	<b>Tim KNELLER</b>									
<b>Lap</b>	<b>1</b>	<b>2</b>	<b>3</b>	<b>4</b>	<b>5</b>	<b>6</b>	<b>7</b>	<b>8</b>	<b>9</b>	<b>10</b>
1	2:13.60	2:10.31	2:08.64	2:09.77	2:12.16	2:13.27	2:12.81			
<b>195</b>	<b>William ELBOURN</b>									
<b>Lap</b>	<b>1</b>	<b>2</b>	<b>3</b>	<b>4</b>	<b>5</b>	<b>6</b>	<b>7</b>	<b>8</b>	<b>9</b>	<b>10</b>
1	2:44.01	2:20.76	2:19.88	2:21.92	2:20.10	2:16.89				
<b>198</b>	<b>Hugh BIRLEY</b>									
<b>Lap</b>	<b>1</b>	<b>2</b>	<b>3</b>	<b>4</b>	<b>5</b>	<b>6</b>	<b>7</b>	<b>8</b>	<b>9</b>	<b>10</b>
1	2:32.73	2:31.51	2:22.49	2:19.10	2:16.85	2:16.54				



# The Vintage Sports-Car Club

## MORGAN THREE WHEELER CLUB CHALLENGE

### PROVISIONAL RESULT - PRACTICE SESSION 6

PI	No	CI Name	Car	Laps	Time on Lap	Behind	MPH
1	34	BIBBY/ TUER	Morgan Jap 8/80 Racing	4	1:59.06	4	66.14
2	30	REYNOLDS/ ASH	Morgan Jap Super Sports	7	2:04.10	5 05.04	63.45
3	46	BIBBY/ TUER	Morgan Jap 8/80 Racing	6	2:04.27	6 05.21	63.36
4	20	CHALLIS/ CHALLIS	Morgan Jap 8/80 Super Sp	7	2:08.00	4 08.94	61.52
5	38	CLEWS/ WASHINGTON	Morgan F - Super 100E Oh	6	2:18.38	4 19.32	56.90
6	16	HODGSON/ PEARSON	Morgan F2 E93A	5	2:19.36	4 20.30	56.50
7	45	SMITH/ PERRY	Morgan M3W S&S	6	2:22.71	5 23.65	55.18
8	3	SHERWOOD/ BRIDGE	Morgan M3W S&S	4	2:27.82	3 28.76	53.27
9	18	COWLEY/ QUINN	Morgan F2 E93A	6	2:28.04	4 28.98	53.19
10	60	PEARSON/ PEARSON	Morgan F2 E93A	2	2:29.76	2 30.70	52.58
11	17	HODGSON/ HARFIELD	Morgan F2 100E Ohiv	3	2:33.22	2 34.16	51.39
12	39	PILBEAM/ WHITEHEAD	Morgan F - Super Sports	2	2:48.73	1 49.67	46.67
<b>Not-Seen</b>							
	37	DARBYSHIRE/ BRIDGE	Morgan Jap Jtor Super Aero				

Start Time : 11:20

Cadwell Park

07 Jun 15 11:40

Clerk of Course:

Time Issued:

Chief Timekeeper:

THESE RESULTS ARE PROVISIONAL UNTIL THE CONCLUSION OF ANY JUDICIAL AND TECHNICAL MATTERS

HS Sports Timing and Results Systems - Results and Lap Times at [www.hssports.co.uk](http://www.hssports.co.uk)



# MORGAN THREE WHEELER CLUB CHALLENGE

## LAP TIMES - PRACTICE SESSION 6

---

**3 SHERWOOD/ BRIDGE**

Lap	1	2	3	4	5	6	7	8	9	10
1	2:29.11	2:45.26	2:27.82	2:28.18						

---

**16 HODGSON/ PEARSON**

Lap	1	2	3	4	5	6	7	8	9	10
1	2:33.94	2:33.17	2:30.33	2:19.36	2:22.92					

---

**17 HODGSON/ HARFIELD**

Lap	1	2	3	4	5	6	7	8	9	10
1	2:40.10	2:33.22	2:35.38							

---

**18 COWLEY/ QUINN**

Lap	1	2	3	4	5	6	7	8	9	10
1	2:43.84	2:33.83	2:31.87	2:28.04	2:29.16	2:29.89				

---

**20 CHALLIS/ CHALLIS**

Lap	1	2	3	4	5	6	7	8	9	10
1	2:33.20	2:21.08	2:11.27	2:08.00	2:09.39	2:11.75	2:09.84			

---

**30 REYNOLDS/ ASH**

Lap	1	2	3	4	5	6	7	8	9	10
1	2:49.79	2:27.14	2:16.04	2:08.83	2:04.10	2:05.71	2:09.46			

---

**34 BIBBY/ TUER**

Lap	1	2	3	4	5	6	7	8	9	10
1	2:07.90	2:11.83	2:04.23	1:59.06						

---

**38 CLEWS/ WASHINGTON**

Lap	1	2	3	4	5	6	7	8	9	10
1	2:31.72	2:19.96	2:20.97	2:18.38	2:19.79	2:19.89				

---

**39 PILBEAM/ WHITEHEAD**

Lap	1	2	3	4	5	6	7	8	9	10
1	2:48.73	2:56.25								

---

**45 SMITH/ PERRY**

Lap	1	2	3	4	5	6	7	8	9	10
1	2:36.75	2:45.38	2:27.04	2:26.63	2:22.71	2:22.80				

---

**46 BIBBY/ TUER**

Lap	1	2	3	4	5	6	7	8	9	10
1	2:16.21	2:15.96	2:05.42	2:04.74	2:05.70	2:04.27				

---

**60 PEARSON/ PEARSON**

Lap	1	2	3	4	5	6	7	8	9	10
1	2:41.73	2:29.76								

---



## The Vintage Sports-Car Club

### RACE I – MORGAN THREE WHEELER CLUB CHALLENGE

#### RESULT

Pl	No	Cl	Name	Car	Lap	Time	Behind	MPH	Best Lap on	MPH
1	34		BIBBY / TUER	Morgan Jap 8/80 Racing	5	10:20.07		63.50	1:58.90	5 66.23
2	30		REYNOLDS / ASH	Morgan Jap Super Sports	5	10:25.49	5.42	62.94	2:03.23	5 63.90
3	46		BIBBY / TUER	Morgan Jap 8/80 Racing	5	10:27.67	7.60	62.73	2:02.80	2 64.12
4	20		CHALLIS / CHALLIS	Morgan Jap 8/80 Super	5	10:48.95	28.88	60.67	2:05.32	2 62.83
5	38		CLEWS / WASHINGTON	Morgan F - Super 100E	5	11:38.53	1:18.46	56.36	2:16.41	3 57.73
6	3		SHERWOOD / BRIDGE	Morgan M3W S&S	5	11:46.49	1:26.42	55.73	2:18.28	3 56.94
7	16		HODGSON / PEARSON	Morgan F2 E93A	5	12:03.06	1:42.99	54.45	2:19.74	4 56.35
8	45		SMITH / PERRY	Morgan M3W S&S	5	12:30.91	2:10.84	52.43	2:17.68	4 57.19
9	39		PILBEAM / WHITEHEAD	Morgan F - Super Sports	5	12:33.10	2:13.03	52.28	2:26.77	4 53.65

#### Not-Classified

17			HODGSON / HARFIELD	Morgan F2 100E Ohiv	3	7:35.87	DNF	51.82	2:28.17	3 53.14
18			COWLEY / QUINN	Morgan F2 E93A	0		Starter			

#### Fastest Lap

34			BIBBY / TUER	Morgan Jap 8/80 Racing					1:58.90	5 66.23
----	--	--	--------------	------------------------	--	--	--	--	---------	---------


#### AWARDS

##### Race Winner & 1<sup>st</sup> Class Racing Class


34			BIBBY / TUER	Morgan Jap 8/80 Racing
2 <sup>nd</sup>	30		REYNOLDS / ASH	Morgan Jap Super Sports
3 <sup>rd</sup>	46		BIBBY / TUER	Morgan Jap 8/80 Racing

##### Other Capacity Class Winners

16			HODGSON / PEARSON	Morgan F2 E93A	(1 <sup>st</sup> Touring Modified Class)
3			SHERWOOD / BRIDGE	Morgan M3W S&S	(1 <sup>st</sup> 5 Speeder Class – Category 2)




# RACE GRID



## MORGAN THREE WHEELER CLUB CHALLENGE

### RACE 1

ROW 6	<b>17</b> 02:33.220 HODGSON/ HARFIELD	<b>39</b> 02:48.730 PILBEAM/ WHITEHEAD
ROW 5	<b>18</b> 02:28.040 COWLEY/ QUINN	<b>60</b> 02:29.760 PEARSON/ PEARSON
ROW 4	<b>45</b> 02:22.710 SMITH/ PERRY	<b>3</b> 02:27.820 SHERWOOD/ BRIDGE
ROW 3	<b>38</b> 02:18.380 CLEWS/ WASHINGTON	<b>16</b> 02:19.360 HODGSON/ PEARSON
ROW 2	<b>46</b> 02:04.270 BIBBY/ TUER	<b>20</b> 02:08.000 CHALLIS/ CHALLIS
ROW 1	<b>34</b> 01:59.060 BIBBY/ TUER	<b>30</b> 02:04.100 REYNOLDS/ ASH
<b>POLE</b>		
		

# MORGAN THREE WHEELER CLUB CHALLENGE

## LAP TIMES - RACE 1

---

**3 SHERWOOD/ BRIDGE**

Lap	1	2	3	4	5	6	7	8	9	10
1	2:22.79	2:18.85	2:18.28	2:20.14	2:21.19					

---

**16 HODGSON/ PEARSON**

Lap	1	2	3	4	5	6	7	8	9	10
1	2:31.22	2:19.79	2:22.82	2:19.74	2:24.63					

---

**17 HODGSON/ HARFIELD**

Lap	1	2	3	4	5	6	7	8	9	10
1	2:30.63	2:31.14	2:28.17							

---

**20 CHALLIS/ CHALLIS**

Lap	1	2	3	4	5	6	7	8	9	10
1	2:09.67	2:05.32	2:07.73	2:08.84	2:13.94					

---

**30 REYNOLDS/ ASH**

Lap	1	2	3	4	5	6	7	8	9	10
1	2:07.65	2:04.90	2:03.93	2:03.29	2:03.23					

---

**34 BIBBY/ TUER**

Lap	1	2	3	4	5	6	7	8	9	10
1	2:02.61	2:05.96	2:05.05	2:05.56	1:58.90					

---

**38 CLEWS/ WASHINGTON**

Lap	1	2	3	4	5	6	7	8	9	10
1	2:21.97	2:18.48	2:16.41	2:18.80	2:18.79					

---

**39 PILBEAM/ WHITEHEAD**

Lap	1	2	3	4	5	6	7	8	9	10
1	2:32.68	2:30.03	2:27.15	2:26.77	2:30.01					

---

**45 SMITH/ PERRY**

Lap	1	2	3	4	5	6	7	8	9	10
1	2:33.24	2:20.92	2:19.25	2:17.68	2:53.76					

---

**46 BIBBY/ TUER**

Lap	1	2	3	4	5	6	7	8	9	10
1	2:08.39	2:02.80	2:04.66	2:04.97	2:03.50					

# Lap Chart

## MORGAN THREE WHEELER CLUB CHALLENGE - RACE 1

Lap 1		Lap 2		Lap 3		Lap 4		Lap 5		Lap 6		Lap 7		Lap 8		Lap 9		Lap 10	
No	Time	No	Time	No	Time	No	Time	No	Time	No	Time	No	Time	No	Time	No	Time	No	Time
34	2:04.60	34	4:10.56	34	6:15.61	34	8:21.17	34	10:20.07										
30	2:10.14	46	4:14.54	30	6:18.97	30	8:22.26	30	10:25.49										
46	2:11.74	30	4:15.04	46	6:19.20	46	8:24.17	46	10:27.67										
20	2:13.12	20	4:18.44	20	6:26.17	20	8:35.01	20	10:48.95										
38	2:26.05	38	4:44.53	38	7:00.94	38	9:19.74	38	11:38.53										
3	2:28.03	3	4:46.88	3	7:05.16	3	9:25.30	3	11:46.49										
16	2:36.08	16	4:55.87	16	7:18.69	45	9:37.15	16	12:03.06										
17	2:36.56	45	5:00.22	45	7:19.47	16	9:38.43	45	12:30.91										
39	2:39.14	17	5:07.70	17	7:35.87	39	10:03.09	39	12:33.10										
45	2:39.30	39	5:09.17	39	7:36.32														



## The Vintage Sports-Car Club

### RACE 2 – GEOGHEGAN TROPHY RACE FOR STANDARD & MODIFIED PRE-WAR SPORTS-CARS (VSCC SET 3)

#### RESULT

Pl	No	Cl	Name	Car	Lap	Time	Behind	MPH	Best Lap on	MPH	Handicap
1	22		William MAHANY	HRG Le Mans Model	6	12:17.55		64.06	2:00.41	2	65.40
2	21		Andrew MITCHELL	HRG 1½ Litre	6	12:30.20	12.65	62.98	2:03.30	5	63.86
3	37		Mark BRETT	Ballamy-Ford (LMB) V8 Spl	6	12:45.06	27.51	61.75	2:04.27	2	63.36
4	55		Jo BLAKENEY-EDWARDS	Frazer Nash Super Sports	6	13:11.09	53.54	59.72	2:08.25	4	61.40 21.59
5	50		James POTTER	Riley Brooklands	6	13:13.11	55.56	59.57	2:05.83	2	62.58 38.13
6	97		David JOHNSON	Frazer Nash Colmore	6	13:40.85	1:23.30	57.56	2:13.78	3	58.86 18.17
7	94		John COLLINS	Riley 9 Brooklands	6	13:41.50	1:23.95	57.51	2:12.52	4	59.42 26.38
8	66		Charles PITHER	Frazer Nash Ulster	6	13:53.83	1:36.28	56.66	2:12.80	4	59.29 37.03
9	51		Winston TEAGUE	Frazer Nash Falcon	6	13:55.08	1:37.53	56.58	2:13.54	3	58.97 33.84
10	76		Mark GROVES	Austin 7 Ulster	6	14:12.87	1:55.32	55.40	2:19.56	3	56.42 15.51 *
11	67		John BRIGGS	Aston Martin Ulster	6	14:21.45	2:03.90	54.84	2:15.69	6	58.03 47.31
12	53		Richard REAY-SMITH	Lagonda LG 45	6	14:32.82	2:15.27	54.13	2:19.88	6	56.29 33.54
13	42		Nicolas ROSSI	Alfa Romeo 6C 1750 GS	6	14:33.56	2:16.01	54.08	2:22.79	5	55.15 16.82
14	78		Duncan POTTER	MG Montlhery Midget	6	14:34.63	2:17.08	54.02	2:20.19	6	56.17 33.49
15	89		Phillip TILLYARD	Frazer Nash TT Replica	6	14:41.39	2:23.84	53.60	2:22.67	4	55.19 25.37
16	71		Nicholas LEES	Riley Sprite	5	12:24.61	1 Lap	52.88	2:24.53	5	54.48 21.96
17	84		Cyril HANCOCK	Fiat New Balilla	5	13:19.61	1 Lap	49.24	2:33.56	2	51.28 31.81
18	68		Norman PEMBERTON	Talbot 95/105	5	13:40.16	1 Lap	48.00	2:25.80	3	54.01 91.16
19	102		Anne BOURSOT	MG PA	5	13:46.02	1 Lap	47.66	2:40.86	5	48.95 21.72

#### Not Classified

34	Tim KNELLER	Riley TT Sprite	5	10:28.16	DNF	62.68	2:03.08	3	63.98
60	Ian STANDING	Riley Brooklands	4	9:20.25	DNF	56.22	2:15.73	3	58.01
92	Chris CADMAN	MG Montlhery Midget	3	7:37.70	DNF	51.61	2:25.91	2	53.97
38	John GUYATT	Talbot Lago T150C	2	4:54.97	DNF	53.39	2:14.44	1	58.57

#### Fastest Lap

22	William MAHANY	HRG Le Mans Model					2:00.41	2	65.40
----	----------------	-------------------	--	--	--	--	---------	---	-------

# AWARDS

## Race Winner & 1<sup>st</sup> Un-supercharged Car up to 1100cc

	22	William MAHANY	HRG Le Mans Model	
2 <sup>nd</sup>	21	Andrew MITCHELL	HRG 1½ Litre	(& 1 <sup>st</sup> Un-Supercharged Car 1101-1500cc)
3 <sup>rd</sup>	37	Mark BRETT	Ballamy-Ford (LMB) V8 Spl	(& 1 <sup>st</sup> VSCC 'Standard' Car & 1 <sup>st</sup> Un-Supercharged Car over 3000cc)

## Winner of the Geoghegan Trophy

55 Jo BLAKENEY-EDWARDS Frazer Nash Super Sports

## Other Capacity Class Winners

42 Nicolas ROSSI Alfa Romeo 6C 1750 GS (1<sup>st</sup> Un-supercharged Car 1501-2000cc)  
68 Norman PEMBERTON Talbot 95/105 (1<sup>st</sup> Un-supercharged Car 2001-3000cc)

## Other VSCC 'Standard' Cars

2<sup>nd</sup> 97 David JOHNSON Frazer Nash Colmore  
3<sup>rd</sup> 94 John COLLINS Riley 9 Brooklands

## First on Handicap


76 Mark GROVES Austin 7 Ulster

## PART OF THE 'ODM' RACES





# RACE GRID




## RACE FOR STANDARD & MODIFIED PRE-WAR SPORTS CARS (VSCC SET 3)

### RACE 2

ROW 12	<b>91</b> 02:41.130 John REEVE	<b>102</b> 02:36.620 Anne BOURSOT
ROW 11	<b>84</b> 02:35.720 Cyril HANCOCK	<b>53</b> 02:30.930 Richard REAY-SMITH
ROW 10	<b>68</b> 02:29.960 Norman PEMBERTON	<b>51</b> 02:28.440 Winston TEAGUE
ROW 9	<b>92</b> 02:25.920 Chris CADMAN	<b>71</b> 02:25.050 Nicholas LEES
ROW 8	<b>42</b> 02:25.020 Nicolas ROSSI	<b>89</b> 02:22.570 Phillip TILLYARD
ROW 7	<b>78</b> 02:22.540 Duncan POTTER	<b>67</b> 02:19.370 John BRIGGS
ROW 6	<b>66</b> 02:18.880 Charles PITHER	<b>94</b> 02:17.780 John COLLINS
ROW 5	<b>76</b> 02:16.650 Mark GROVES	<b>60</b> 02:14.400 Ian STANDING
ROW 4	<b>97</b> 02:13.300 David JOHNSON	<b>38</b> 02:11.160 John GUYATT
ROW 3	<b>55</b> 02:09.980 Jo BLAKENEY-EDWARD	<b>37</b> 02:07.830 Mark BRETT
ROW 2	<b>50</b> 02:07.540 James POTTER	<b>21</b> 02:04.720 Andrew MITCHELL
ROW 1	<b>34</b> 02:04.100 Tim KNELLER	<b>22</b> 01:56.850 William MAHANY

**POLE**





# RACE FOR STANDARD & MODIFIED PRE-WAR SPORTS CARS (VSCC SET 3)

## LAP TIMES - RACE 2

<b>21</b>	<b>Andrew MITCHELL</b>										
<b>Lap</b>	<b>1</b>	<b>2</b>	<b>3</b>	<b>4</b>	<b>5</b>	<b>6</b>	<b>7</b>	<b>8</b>	<b>9</b>	<b>10</b>	
1	2:07.20	2:04.23	2:04.62	2:03.74	2:03.30	2:04.23					
<b>22</b>	<b>William MAHANY</b>										
<b>Lap</b>	<b>1</b>	<b>2</b>	<b>3</b>	<b>4</b>	<b>5</b>	<b>6</b>	<b>7</b>	<b>8</b>	<b>9</b>	<b>10</b>	
1	2:04.92	2:00.41	2:01.25	2:03.34	2:01.64	2:04.03					
<b>34</b>	<b>Tim KNELLER</b>										
<b>Lap</b>	<b>1</b>	<b>2</b>	<b>3</b>	<b>4</b>	<b>5</b>	<b>6</b>	<b>7</b>	<b>8</b>	<b>9</b>	<b>10</b>	
1	2:09.98	2:04.07	2:03.08	2:04.44	2:03.98						
<b>37</b>	<b>Mark BRETT</b>										
<b>Lap</b>	<b>1</b>	<b>2</b>	<b>3</b>	<b>4</b>	<b>5</b>	<b>6</b>	<b>7</b>	<b>8</b>	<b>9</b>	<b>10</b>	
1	2:07.25	2:04.27	2:05.27	2:04.90	2:07.04	2:12.79					
<b>38</b>	<b>John GUYATT</b>										
<b>Lap</b>	<b>1</b>	<b>2</b>	<b>3</b>	<b>4</b>	<b>5</b>	<b>6</b>	<b>7</b>	<b>8</b>	<b>9</b>	<b>10</b>	
1	2:14.44	2:36.04									
<b>42</b>	<b>Nicolas ROSSI</b>										
<b>Lap</b>	<b>1</b>	<b>2</b>	<b>3</b>	<b>4</b>	<b>5</b>	<b>6</b>	<b>7</b>	<b>8</b>	<b>9</b>	<b>10</b>	
1	2:27.18	2:23.11	2:24.37	2:24.21	2:22.79	2:23.45					
<b>50</b>	<b>James POTTER</b>										
<b>Lap</b>	<b>1</b>	<b>2</b>	<b>3</b>	<b>4</b>	<b>5</b>	<b>6</b>	<b>7</b>	<b>8</b>	<b>9</b>	<b>10</b>	
1	2:16.36	2:05.83	2:08.18	2:08.26	2:20.56	2:10.42					
<b>51</b>	<b>Winston TEAGUE</b>										
<b>Lap</b>	<b>1</b>	<b>2</b>	<b>3</b>	<b>4</b>	<b>5</b>	<b>6</b>	<b>7</b>	<b>8</b>	<b>9</b>	<b>10</b>	
1	2:22.12	2:16.77	2:13.54	2:13.90	2:18.44	2:21.55					
<b>53</b>	<b>Richard REAY-SMITH</b>										
<b>Lap</b>	<b>1</b>	<b>2</b>	<b>3</b>	<b>4</b>	<b>5</b>	<b>6</b>	<b>7</b>	<b>8</b>	<b>9</b>	<b>10</b>	
1	2:33.14	2:22.18	2:21.17	2:25.44	2:21.28	2:19.88					
<b>55</b>	<b>Jo BLAKENEY-EDWARDS</b>										
<b>Lap</b>	<b>1</b>	<b>2</b>	<b>3</b>	<b>4</b>	<b>5</b>	<b>6</b>	<b>7</b>	<b>8</b>	<b>9</b>	<b>10</b>	
1	2:12.13	2:09.23	2:08.45	2:08.25	2:15.75	2:13.74					
<b>60</b>	<b>Ian STANDING</b>										
<b>Lap</b>	<b>1</b>	<b>2</b>	<b>3</b>	<b>4</b>	<b>5</b>	<b>6</b>	<b>7</b>	<b>8</b>	<b>9</b>	<b>10</b>	
1	2:23.85	2:17.63	2:15.73	2:17.07							
<b>66</b>	<b>Charles PITHER</b>										
<b>Lap</b>	<b>1</b>	<b>2</b>	<b>3</b>	<b>4</b>	<b>5</b>	<b>6</b>	<b>7</b>	<b>8</b>	<b>9</b>	<b>10</b>	
1	2:19.57	2:20.83	2:13.30	2:12.80	2:14.58	2:26.78					
<b>67</b>	<b>John BRIGGS</b>										
<b>Lap</b>	<b>1</b>	<b>2</b>	<b>3</b>	<b>4</b>	<b>5</b>	<b>6</b>	<b>7</b>	<b>8</b>	<b>9</b>	<b>10</b>	
1	2:32.98	2:20.40	2:21.94	2:23.95	2:18.02	2:15.69					

<b>68</b>	<b>Norman PEMBERTON</b>									
<b>Lap</b>	<b>1</b>	<b>2</b>	<b>3</b>	<b>4</b>	<b>5</b>	<b>6</b>	<b>7</b>	<b>8</b>	<b>9</b>	<b>10</b>
1	2:35.54	2:27.31	2:25.80	2:27.56	3:33.63					
<b>71</b>	<b>Nicholas LEES</b>									
<b>Lap</b>	<b>1</b>	<b>2</b>	<b>3</b>	<b>4</b>	<b>5</b>	<b>6</b>	<b>7</b>	<b>8</b>	<b>9</b>	<b>10</b>
1	2:32.95	2:27.24	2:25.70	2:25.85	2:24.53					
<b>76</b>	<b>Mark GROVES</b>									
<b>Lap</b>	<b>1</b>	<b>2</b>	<b>3</b>	<b>4</b>	<b>5</b>	<b>6</b>	<b>7</b>	<b>8</b>	<b>9</b>	<b>10</b>
1	2:24.17	2:20.47	2:19.56	2:21.15	2:20.37	2:21.75				
<b>78</b>	<b>Duncan POTTER</b>									
<b>Lap</b>	<b>1</b>	<b>2</b>	<b>3</b>	<b>4</b>	<b>5</b>	<b>6</b>	<b>7</b>	<b>8</b>	<b>9</b>	<b>10</b>
1	2:30.79	2:23.26	2:23.22	2:24.43	2:25.10	2:20.19				
<b>84</b>	<b>Cyril HANCOCK</b>									
<b>Lap</b>	<b>1</b>	<b>2</b>	<b>3</b>	<b>4</b>	<b>5</b>	<b>6</b>	<b>7</b>	<b>8</b>	<b>9</b>	<b>10</b>
1	2:39.76	2:33.56	2:37.48	2:37.73	2:39.74					
<b>89</b>	<b>Phillip TILLYARD</b>									
<b>Lap</b>	<b>1</b>	<b>2</b>	<b>3</b>	<b>4</b>	<b>5</b>	<b>6</b>	<b>7</b>	<b>8</b>	<b>9</b>	<b>10</b>
1	2:30.25	2:25.81	2:24.09	2:22.67	2:25.05	2:25.85				
<b>92</b>	<b>Chris CADMAN</b>									
<b>Lap</b>	<b>1</b>	<b>2</b>	<b>3</b>	<b>4</b>	<b>5</b>	<b>6</b>	<b>7</b>	<b>8</b>	<b>9</b>	<b>10</b>
1	2:35.61	2:25.91	2:26.61							
<b>94</b>	<b>John COLLINS</b>									
<b>Lap</b>	<b>1</b>	<b>2</b>	<b>3</b>	<b>4</b>	<b>5</b>	<b>6</b>	<b>7</b>	<b>8</b>	<b>9</b>	<b>10</b>
1	2:19.43	2:19.12	2:13.35	2:12.52	2:13.76	2:16.74				
<b>97</b>	<b>David JOHNSON</b>									
<b>Lap</b>	<b>1</b>	<b>2</b>	<b>3</b>	<b>4</b>	<b>5</b>	<b>6</b>	<b>7</b>	<b>8</b>	<b>9</b>	<b>10</b>
1	2:19.71	2:18.44	2:13.78	2:14.17	2:15.67	2:14.73				
<b>102</b>	<b>Anne BOURSOT</b>									
<b>Lap</b>	<b>1</b>	<b>2</b>	<b>3</b>	<b>4</b>	<b>5</b>	<b>6</b>	<b>7</b>	<b>8</b>	<b>9</b>	<b>10</b>
1	2:45.50	2:41.54	2:42.75	2:44.25	2:40.86					

# Lap Chart

## RACE FOR STANDARD & MODIFIED PRE-WAR SPORTS CARS (VSCC SET 3) - RACE 2

Lap 1		Lap 2		Lap 3		Lap 4		Lap 5		Lap 6		Lap 7		Lap 8		Lap 9		Lap 10	
No	Time	No	Time	No	Time	No	Time	No	Time	No	Time	No	Time	No	Time	No	Time	No	Time
22	2:06.88	22	4:07.29	22	6:08.54	22	8:11.88	22	10:13.52	22	12:17.55								
21	2:10.08	21	4:14.31	21	6:18.93	102	8:20.91 *1	21	10:25.97	71	12:24.61 *1								
37	2:10.79	37	4:15.06	34	6:19.74	21	8:22.67	34	10:28.16	21	12:30.20								
34	2:12.59	34	4:16.66	37	6:20.33	34	8:24.18	37	10:32.27	37	12:45.06								
55	2:15.67	55	4:24.90	55	6:33.35	37	8:25.23	84	10:39.87 *1	55	13:11.09								
38	2:18.93	50	4:25.69	50	6:33.87	55	8:41.60	55	10:57.35	50	13:13.11								
50	2:19.86	97	4:42.50	97	6:56.28	50	8:42.13	50	11:02.69	84	13:19.61 *1								
97	2:24.06	94	4:45.13	94	6:58.48	97	9:10.45	102	11:05.16 *1	68	13:40.16 *1								
66	2:25.54	66	4:46.37	66	6:59.67	94	9:11.00	94	11:24.76	97	13:40.85								
94	2:26.01	60	4:47.45	51	7:01.19	66	9:12.47	97	11:26.12	94	13:41.50								
76	2:29.57	51	4:47.65	60	7:03.18	51	9:15.09	66	11:27.05	102	13:46.02 *1								
60	2:29.82	76	4:50.04	76	7:09.60	60	9:20.25	51	11:33.53	66	13:53.83								
51	2:30.88	38	4:54.97	42	7:23.11	76	9:30.75	76	11:51.12	51	13:55.08								
42	2:35.63	42	4:58.74	67	7:23.79	42	9:47.32	67	12:05.76	76	14:12.87								
89	2:37.92	78	5:01.69	78	7:24.91	67	9:47.74	42	12:10.11	67	14:21.45								
78	2:38.43	67	5:01.85	53	7:26.22	78	9:49.34	53	12:12.94	53	14:32.82								
71	2:41.29	89	5:03.73	89	7:27.82	89	9:50.49	78	12:14.44	42	14:33.56								
67	2:41.45	53	5:05.05	71	7:34.23	53	9:51.66	89	12:15.54	78	14:34.63								
53	2:42.87	71	5:08.53	92	7:37.70	71	10:00.08			89	14:41.39								
92	2:45.18	92	5:11.09	68	7:38.97	68	10:06.53												
68	2:45.86	68	5:13.17	84	8:02.14														
84	2:51.10	84	5:24.66																
102	2:56.62	102	5:38.16																



## The Vintage Sports-Car Club

### RACE 3 – JOHN HOLLAND TROPHY RACE FOR VINTAGE RACING CARS (VSCC SET 1) & SHUTTLEWORTH, NUFFIELD & LEN THOMPSON MEMORIAL TROPHIES RACE FOR PRE-1961 RACING CARS (VSCC SET 2)

#### RESULT

Pl	No	Set	Name	Car	Lap	Time	Behind	MPH	Best Lap on	MPH	Handicap
1	3	2	Mark GILLIES	ERA R3A	12	21:46.95		72.30	1:47.16	5	73.48
2	1	2	Frederick HARPER	Kurtis Indy-Roadster	12	22:08.89	21.94	71.11	1:48.03	4	72.89
3	109	2	Clive WILSON	Cooper T43	12	22:16.67	29.72	70.69	1:49.25	10	72.08
4	4	2	Nicholas TOPLISS	ERA R4A	12	22:22.51	35.56	70.38	1:50.14	8	71.49 20.83 *
5	5	2	Ben FIDLER	ERA AJM I	12	22:27.98	41.03	70.10	1:49.32	8	72.03 36.14
6	104	1	Tom WALKER	Amilcar-Hispano Special	12	22:57.79	1:10.84	68.58	1:50.62	4	71.18 50.35
7	18	1	Robert CARR	AC/GN Special	12	23:22.19	1:35.24	67.39	1:54.57	6	68.73 27.35
8	15	2	Eddie GIBBS	Frazer Nash Single Seater	12	23:29.40	1:42.45	67.04	1:55.06	6	68.44 28.68
9	8	2	Pete CANDY	Riley 'Super Rat'	11	21:57.11	1 Lap	65.76	1:57.37	8	67.09 26.04
10	17	1	Sue DARBYSHIRE	Morgan Super Aero	11	21:59.37	1 Lap	65.65	1:57.55	11	66.99 26.32
11	6	2	Richard LAKE	HWM F2/GP	11	22:27.39	1 Lap	64.29	1:59.95	9	65.65 27.94

#### Not Classified

12	2	Tim GREENHILL	Wolseley Hornet Special	9	17:42.20	DNF	66.72	1:54.67	5	68.67
41	1	Ralf EMMERLING	Riley Brooklands	8	17:41.92	DNF	59.32	2:10.92	5	60.15
14	Inv	Richard ELLINGWORTH	Gemini Mk II	7	13:13.36	DNF	69.48	1:49.25	6	72.08
20	1	Dougal CAWLEY	GN/Ford Piglet	7	14:38.65	DNF	62.73	2:02.73	3	64.16
16	1	Tony LEES	AC/GN Cognac	4	7:50.37	DNF	66.96	1:55.57	2	68.13
39	2	Paul BAKER	Richard Bolster Special	0		Starter				
7	2	Julian WILTON	ERA R7B	0		Starter				

#### Fastest Lap

104	1	Tom WALKER	Amilcar-Hispano Special	1:50.62	4	71.18
3	2	Mark GILLIES	ERA R3A	1:47.16	5	73.48

#### AWARDS

#### OVERALL

1 <sup>st</sup>	3	2	Mark GILLIES	ERA R3A
2 <sup>nd</sup>	1	2	Frederick HARPER	Kurtis Indy-Roadster
3 <sup>rd</sup>	109	2	Clive WILSON	Cooper T43

#### First on Handicap

4	2	Nicholas TOPLISS	ERA R4A
---	---	------------------	---------

## VSCC Set 1 (Vintage Racing Cars)

### Winner of the John Holland Trophy

	104	1	Tom WALKER	Amilcar-Hispano Special	
2 <sup>nd</sup>	18	1	Robert CARR	AC/GN Special	
3 <sup>rd</sup>	17	1	Sue DARBYSHIRE	Morgan Super Aero	(& 1 <sup>st</sup> Car 1101-1500cc)

## VSCC Set 2 (Pre-1961 Racing Cars)

### Race Winner & Winner of the Shuttleworth Trophy

	3	2	Mark GILLIES	ERA R3A	
2 <sup>nd</sup>		1	2 Frederick HARPER	Kurtis Indy-Roadster	
3 <sup>rd</sup>	109	2	Clive WILSON	Cooper T43	(& 1 <sup>st</sup> Post-war F2 Car)

### Winner of the Nuffield Trophy

	5	2	Ben FIDLER	ERA AJM 1
--	---	---	------------	-----------

### Winner of the Len Thompson Memorial Trophy

	15	2	Eddie GIBBS	Frazer Nash Single Seater
--	----	---	-------------	---------------------------

# RACE GRID

## VINTAGE RACING CARS & PRE 1961 RACING CARS

### RACE 3

ROW 12		
ROW 11	<b>20</b> 02:09.690 Dougal CAWLEY	<b>41</b> 02:08.930 Ralf EMMERLING
ROW 10	<b>8</b> 02:06.960 Pete CANDY	<b>7</b> 02:05.540 Julian WILTON
ROW 9	<b>39</b> 02:02.970 Paul BAKER	<b>6</b> 02:00.830 Richard LAKE
ROW 8	<b>17</b> 02:00.760 Sue DARBYSHIRE	<b>23</b> 01:59.280 Christian PEDERSEN
ROW 7	<b>27</b> 01:58.970 Simon BROWN	<b>12</b> 01:56.450 Tim GREENHILL
ROW 6	<b>16</b> 01:55.940 Tony LEES	<b>18</b> 01:55.870 Robert CARR
ROW 5	<b>9</b> 01:55.150 Justin MAEERS	<b>15</b> 01:54.780 Eddie GIBBS
ROW 4	<b>36</b> 01:54.640 Charles GILLETT	<b>109</b> 01:54.170 Clive WILSON
ROW 3	<b>104</b> 01:53.640 Tom WALKER	<b>5</b> 01:51.950 Ben FIDLER
ROW 2	<b>4</b> 01:51.220 Nicholas TOPLISS	<b>1</b> 01:50.260 Frederick HARPER
ROW 1	<b>14</b> 01:48.550 Richard ELLINGWORTH	<b>3</b> 01:47.500 Mark GILLIES

POLE

# VINTAGE RACING CARS (VSCC SET 1) & PRE 1961 RACING CARS (VSCC SET 2)

## LAP TIMES - RACE 3

<b>1</b>	<b>Frederick HARPER</b>									
<b>Lap</b>	<b>1</b>	<b>2</b>	<b>3</b>	<b>4</b>	<b>5</b>	<b>6</b>	<b>7</b>	<b>8</b>	<b>9</b>	<b>10</b>
1	1:51.84	1:48.13	1:49.26	1:48.03	1:48.54	1:49.69	1:50.09	1:49.38	2:01.40	1:49.53
11	1:50.22	1:49.70								
<b>3</b>	<b>Mark GILLIES</b>									
<b>Lap</b>	<b>1</b>	<b>2</b>	<b>3</b>	<b>4</b>	<b>5</b>	<b>6</b>	<b>7</b>	<b>8</b>	<b>9</b>	<b>10</b>
1	1:51.67	1:47.82	1:47.35	1:48.05	1:47.16	1:47.36	1:48.09	1:49.06	1:48.94	1:48.39
11	1:51.74	1:49.21								
<b>4</b>	<b>Nicholas TOPLISS</b>									
<b>Lap</b>	<b>1</b>	<b>2</b>	<b>3</b>	<b>4</b>	<b>5</b>	<b>6</b>	<b>7</b>	<b>8</b>	<b>9</b>	<b>10</b>
1	1:55.10	1:51.51	1:51.59	1:52.11	1:51.35	1:50.63	1:51.57	1:50.14	1:52.04	1:51.07
11	1:50.82	1:51.33								
<b>5</b>	<b>Ben FIDLER</b>									
<b>Lap</b>	<b>1</b>	<b>2</b>	<b>3</b>	<b>4</b>	<b>5</b>	<b>6</b>	<b>7</b>	<b>8</b>	<b>9</b>	<b>10</b>
1	1:54.70	1:51.51	1:54.29	1:52.25	1:51.90	1:51.34	1:51.67	1:49.32	1:51.87	1:51.61
11	1:51.09	1:53.06								
<b>6</b>	<b>Richard LAKE</b>									
<b>Lap</b>	<b>1</b>	<b>2</b>	<b>3</b>	<b>4</b>	<b>5</b>	<b>6</b>	<b>7</b>	<b>8</b>	<b>9</b>	<b>10</b>
1	2:10.13	2:01.40	2:00.56	2:01.11	2:01.78	2:00.22	2:00.48	2:01.42	1:59.95	2:02.05
11	2:01.62									
<b>8</b>	<b>Pete CANDY</b>									
<b>Lap</b>	<b>1</b>	<b>2</b>	<b>3</b>	<b>4</b>	<b>5</b>	<b>6</b>	<b>7</b>	<b>8</b>	<b>9</b>	<b>10</b>
1	2:04.58	1:58.93	1:58.42	1:59.30	1:58.25	1:58.00	1:57.45	1:57.37	1:59.33	1:58.30
11	1:59.82									
<b>12</b>	<b>Tim GREENHILL</b>									
<b>Lap</b>	<b>1</b>	<b>2</b>	<b>3</b>	<b>4</b>	<b>5</b>	<b>6</b>	<b>7</b>	<b>8</b>	<b>9</b>	<b>10</b>
1	1:58.28	1:55.35	1:55.54	1:55.13	1:54.67	1:55.46	2:03.35	2:00.08	1:59.21	
<b>14</b>	<b>Richard ELLINGWORTH</b>									
<b>Lap</b>	<b>1</b>	<b>2</b>	<b>3</b>	<b>4</b>	<b>5</b>	<b>6</b>	<b>7</b>	<b>8</b>	<b>9</b>	<b>10</b>
1	1:57.73	1:51.36	1:52.72	1:52.40	1:57.15	1:49.25	1:50.34			
<b>15</b>	<b>Eddie GIBBS</b>									
<b>Lap</b>	<b>1</b>	<b>2</b>	<b>3</b>	<b>4</b>	<b>5</b>	<b>6</b>	<b>7</b>	<b>8</b>	<b>9</b>	<b>10</b>
1	2:03.62	1:59.14	1:56.84	1:56.48	1:56.29	1:55.06	1:55.62	1:56.14	1:57.26	1:55.55
11	1:56.61	1:56.22								
<b>16</b>	<b>Tony LEES</b>									
<b>Lap</b>	<b>1</b>	<b>2</b>	<b>3</b>	<b>4</b>	<b>5</b>	<b>6</b>	<b>7</b>	<b>8</b>	<b>9</b>	<b>10</b>
1	1:57.55	1:55.57	1:55.74	1:56.92						
<b>17</b>	<b>Sue DARBYSHIRE</b>									
<b>Lap</b>	<b>1</b>	<b>2</b>	<b>3</b>	<b>4</b>	<b>5</b>	<b>6</b>	<b>7</b>	<b>8</b>	<b>9</b>	<b>10</b>
1	2:08.63	1:58.20	1:57.83	1:58.42	1:58.37	1:58.21	1:58.29	1:57.84	1:58.62	2:00.69

11 1:57.55

---

**18 Robert CARR**

Lap	1	2	3	4	5	6	7	8	9	10
1	1:58.24	1:55.64	1:55.67	1:56.41	1:54.77	1:54.57	1:55.13	1:56.56	1:57.88	1:57.78
11	1:57.62	1:57.22								

---

**20 Dougal CAWLEY**

Lap	1	2	3	4	5	6	7	8	9	10
1	2:07.87	2:03.31	2:02.73	2:03.82	2:04.35	2:03.58	2:04.35			

---

**41 Ralf EMMERLING**

Lap	1	2	3	4	5	6	7	8	9	10
1	2:12.68	2:12.07	2:12.14	2:11.19	2:10.92	2:11.47	2:10.93	2:11.76		

---

**104 Tom WALKER**

Lap	1	2	3	4	5	6	7	8	9	10
1	1:56.50	1:51.38	1:52.59	1:50.62	1:51.39	1:50.83	1:52.68	1:52.50	1:58.97	1:56.22
11	2:06.66	1:53.61								

---

**109 Clive WILSON**

Lap	1	2	3	4	5	6	7	8	9	10
1	1:55.67	1:51.40	1:51.58	1:52.24	1:50.90	1:50.55	1:51.95	1:49.91	1:50.12	1:49.25
11	1:49.53	1:49.52								



# Lap Chart

## VINTAGE RACING CARS (VSCC SET 1) & PRE 1961 RACING CARS (VSCC SET 2) - RACE 3

Lap 1		Lap 2		Lap 3		Lap 4		Lap 5		Lap 6		Lap 7		Lap 8		Lap 9		Lap 10	
No	Time	No	Time	No	Time	No	Time	No	Time	No	Time	No	Time	No	Time	No	Time	No	Time
3	1:53.78	3	3:41.60	3	5:28.95	3	7:17.00	3	9:04.16	3	10:51.52	3	12:39.61	3	14:28.67	3	16:17.61	3	18:06.00
1	1:54.92	1	3:43.05	1	5:32.31	1	7:20.34	1	9:08.88	1	10:58.57	1	12:48.66	1	14:38.04	6	16:23.77 *1	6	18:23.72 *1
5	1:58.07	5	3:49.58	4	5:41.45	4	7:33.56	4	9:24.91	41	11:07.76 *1	4	13:07.11	20	14:38.65 *1	1	16:39.44	1	18:28.97
4	1:58.35	4	3:49.86	109	5:42.70	104	7:34.93	109	9:25.84	4	11:15.54	109	13:08.34	4	14:57.25	109	16:48.37	109	18:37.62
109	1:59.72	109	3:51.12	5	5:43.87	109	7:34.94	104	9:26.32	109	11:16.39	104	13:09.83	109	14:58.25	4	16:49.29	4	18:40.36
14	2:00.14	14	3:51.50	14	5:44.22	5	7:36.12	5	9:28.02	104	11:17.15	5	13:11.03	5	15:00.35	5	16:52.22	5	18:43.83
104	2:00.34	104	3:51.72	104	5:44.31	14	7:36.62	14	9:33.77	5	11:19.36	14	13:13.36	104	15:02.33	104	17:01.30	104	18:57.52
16	2:02.14	16	3:57.71	16	5:53.45	12	7:49.43	12	9:44.10	14	11:23.02	41	13:19.23 *1	41	15:30.16 *1	18	17:29.57	18	19:27.35
18	2:02.94	18	3:58.58	18	5:54.25	16	7:50.37	18	9:45.43	12	11:39.56	18	13:35.13	18	15:31.69	15	17:41.02	15	19:36.57
12	2:03.41	12	3:58.76	12	5:54.30	18	7:50.66	15	9:56.94	18	11:40.00	12	13:42.91	12	15:42.99	41	17:41.92 *1	8	19:57.29
15	2:08.19	15	4:07.33	15	6:04.17	15	8:00.65	8	10:06.84	15	11:52.00	15	13:47.62	15	15:43.76	12	17:42.20		
8	2:11.94	8	4:10.87	8	6:09.29	8	8:08.59	17	10:08.17	8	12:04.84	8	14:02.29	8	15:59.66	8	17:58.99		
17	2:15.35	17	4:13.55	17	6:11.38	17	8:09.80	6	10:21.65	17	12:06.38	17	14:04.67	17	16:02.51	17	18:01.13		
20	2:16.51	6	4:18.20	6	6:18.76	6	8:19.87	20	10:30.72	6	12:21.87	6	14:22.35						
6	2:16.80	20	4:19.82	20	6:22.55	20	8:26.37			20	12:34.30								
41	2:21.44	41	4:33.51	41	6:45.65	41	8:56.84												

# Lap Chart

## VINTAGE RACING CARS (VSCC SET 1) & PRE 1961 RACING CARS (VSCC SET 2) - RACE 3

Lap 11		Lap 12		Lap 13		Lap 14		Lap 15		Lap 16		Lap 17		Lap 18		Lap 19		Lap 20	
No	Time	No	Time	No	Time	No	Time	No	Time	No	Time	No	Time	No	Time	No	Time	No	Time
3	19:57.74	3	21:46.95																
17	20:01.82 *1	8	21:57.11 *1																
1	20:19.19	17	21:59.37 *1																
6	20:25.77 *1	1	22:08.89																
109	20:27.15	109	22:16.67																
4	20:31.18	4	22:22.51																
5	20:34.92	6	22:27.39 *1																
104	21:04.18	5	22:27.98																
18	21:24.97	104	22:57.79																
15	21:33.18	18	23:22.19																
		15	23:29.40																



## The Vintage Sports-Car Club

### RACE 4 – SHORT HANDICAP RACE FOR PRE-WAR CARS (VSCC SET 6)

#### RESULT

Pl	No	Cl	Name	Car	Lap	Time	Behind	MPH	Best Lap on	MPH
1	62		Bill CLEYNDERT	Wolseley Hornet Special	5	11:15.43		59.61	2:07.51	5 61.75
2	47		Richard LAKE	Aston Martin 15/98 Speed	5	11:18.45	3.02	60.25	2:07.70	2 61.66
3	40		Andrew KELLOCK	Fiat AC	5	11:21.39	5.96	60.91	2:05.08	5 62.95
4	46		Jeffrey EDWARDS	Alvis Sports Special	5	11:33.92	18.49	58.86	2:09.33	2 60.89
5	37		Mark BRETT	Ballamy-Ford (LMB) V8 Spl	5	11:36.65	21.22	60.42	2:06.18	2 62.41
6	196		Mike PAINTER	MG Kayne	5	11:36.79	21.36	60.41	2:04.63	3 63.18
7	57		Geoff TOMS	Fiat 508S	5	11:39.61	24.18	57.51	2:13.22	5 59.11
8	23		Christian PEDERSEN	Austin 7 Special	5	11:39.66	24.23	62.53	2:02.43	3 64.32
9	21		Andrew MITCHELL	HRG 1½ Litre	5	11:42.37	26.94	62.26	2:03.41	3 63.81
10	63		Tom WATERFIELD	Austin 7 Special	5	11:42.52	27.09	57.27	2:11.82	5 59.74
11	59		Nick HAYWARD-COOK	Austin 7 Monoposto	5	11:51.26	35.83	57.37	2:13.79	3 58.86
12	56		John SKEAVINGTON	Austin Ulster Replica	5	12:27.87	1:12.44	53.72	2:21.96	4 55.47
13	88		William COLLEDGE	Wolseley Hornet Special	5	12:28.09	1:12.66	46.45	2:43.26	4 48.23
14	193		John SEBER	Wolseley Hornet Special	5	12:46.16	1:30.73	56.56	2:13.48	1 58.99
15	53		Richard REAY-SMITH	Lagonda LG 45	5	13:15.50	2:00.07	49.49	2:15.82	4 57.98

#### Not Classified

13			Gregan THRUSTON	Austin 7 Special	4	9:24.10	DNF	59.53	2:09.00	3 61.04
----	--	--	-----------------	------------------	---	---------	-----	-------	---------	---------

#### Fastest Lap

23			Christian PEDERSEN	Austin 7 Special					2:02.43	3 64.32
----	--	--	--------------------	------------------	--	--	--	--	---------	---------

#### AWARDS

##### Race Winner

	62		Bill CLEYNDERT	Wolseley Hornet Special	5	11:15.43		59.61	2:07.51	5 61.75
2 <sup>nd</sup>	47		Richard LAKE	Aston Martin 15/98 Speed	5	11:18.45	3.02	60.25	2:07.70	2 61.66
3 <sup>rd</sup>	40		Andrew KELLOCK	Fiat AC	5	11:21.39	5.96	60.91	2:05.08	5 62.95
4 <sup>th</sup>	46		Jeffrey EDWARDS	Alvis Sports Special	5	11:33.92	18.49	58.86	2:09.33	2 60.89

# RACE NUMBER 4: 5 LAPS

Times Number	Grid Row	Cars are shown with their number of credit laps ie how many laps they will start with.			Min.Seconds		
<b>6</b>	9		193 <input type="checkbox"/>	88 <input type="checkbox"/> <small>1</small>	<b>1.10</b>		
	8	21 <input type="checkbox"/>		23 <input type="checkbox"/>			
	<b>5</b>	7		37 <input type="checkbox"/>		196 <input type="checkbox"/>	<b>0.45</b>
		6	13 <input type="checkbox"/>			40 <input type="checkbox"/>	
	<b>4</b>	5		47 <input type="checkbox"/>		64 <input type="checkbox"/>	<b>0.25</b>
		4	59 <input type="checkbox"/>			46 <input type="checkbox"/>	
<b>3</b>	3		57 <input type="checkbox"/>	62 <input type="checkbox"/>	<b>0.15</b>		
	2	56 <input type="checkbox"/>		63 <input type="checkbox"/>			
<b>2</b>	1		44 <input type="checkbox"/>	53 <input type="checkbox"/>	<b>0.00</b>		

POLE

## Front Of Grid

Car 88 will race for 4 Laps

Issue No

Handicapper Signed

CoC

Time

# HANDICAP RACE FOR PRE-WAR CARS (VSCC SET 6)

## LAP TIMES - RACE 4

<b>13</b>	<b>Gregan THRUSTON</b>									
<b>Lap</b>	<b>1</b>	<b>2</b>	<b>3</b>	<b>4</b>	<b>5</b>	<b>6</b>	<b>7</b>	<b>8</b>	<b>9</b>	<b>10</b>
1	2:11.59	2:10.01	2:09.00	2:13.48						
<b>21</b>	<b>Andrew MITCHELL</b>									
<b>Lap</b>	<b>1</b>	<b>2</b>	<b>3</b>	<b>4</b>	<b>5</b>	<b>6</b>	<b>7</b>	<b>8</b>	<b>9</b>	<b>10</b>
1	2:08.71	2:03.78	2:03.41	2:05.19	2:05.79					
<b>23</b>	<b>Christian PEDERSEN</b>									
<b>Lap</b>	<b>1</b>	<b>2</b>	<b>3</b>	<b>4</b>	<b>5</b>	<b>6</b>	<b>7</b>	<b>8</b>	<b>9</b>	<b>10</b>
1	2:06.74	2:03.38	2:02.43	2:07.68	2:03.97					
<b>37</b>	<b>Mark BRETT</b>									
<b>Lap</b>	<b>1</b>	<b>2</b>	<b>3</b>	<b>4</b>	<b>5</b>	<b>6</b>	<b>7</b>	<b>8</b>	<b>9</b>	<b>10</b>
1	2:07.49	2:06.18	2:07.18	2:12.81	2:12.66					
<b>40</b>	<b>Andrew KELLOCK</b>									
<b>Lap</b>	<b>1</b>	<b>2</b>	<b>3</b>	<b>4</b>	<b>5</b>	<b>6</b>	<b>7</b>	<b>8</b>	<b>9</b>	<b>10</b>
1	2:10.38	2:05.78	2:11.56	2:08.36	2:05.08					
<b>46</b>	<b>Jeffrey EDWARDS</b>									
<b>Lap</b>	<b>1</b>	<b>2</b>	<b>3</b>	<b>4</b>	<b>5</b>	<b>6</b>	<b>7</b>	<b>8</b>	<b>9</b>	<b>10</b>
1	2:14.13	2:09.33	2:14.63	2:15.57	2:10.61					
<b>47</b>	<b>Richard LAKE</b>									
<b>Lap</b>	<b>1</b>	<b>2</b>	<b>3</b>	<b>4</b>	<b>5</b>	<b>6</b>	<b>7</b>	<b>8</b>	<b>9</b>	<b>10</b>
1	2:13.80	2:07.70	2:08.02	2:08.87	2:09.67					
<b>53</b>	<b>Richard REAY-SMITH</b>									
<b>Lap</b>	<b>1</b>	<b>2</b>	<b>3</b>	<b>4</b>	<b>5</b>	<b>6</b>	<b>7</b>	<b>8</b>	<b>9</b>	<b>10</b>
1	2:26.32	2:20.49	2:18.08	2:15.82	3:52.40					
<b>56</b>	<b>John SKEAVINGTON</b>									
<b>Lap</b>	<b>1</b>	<b>2</b>	<b>3</b>	<b>4</b>	<b>5</b>	<b>6</b>	<b>7</b>	<b>8</b>	<b>9</b>	<b>10</b>
1	2:32.17	2:23.47	2:25.65	2:21.96	2:26.92					
<b>57</b>	<b>Geoff TOMS</b>									
<b>Lap</b>	<b>1</b>	<b>2</b>	<b>3</b>	<b>4</b>	<b>5</b>	<b>6</b>	<b>7</b>	<b>8</b>	<b>9</b>	<b>10</b>
1	2:17.34	2:15.08	2:19.36	2:16.16	2:13.22					
<b>59</b>	<b>Nick HAYWARD-COOK</b>									
<b>Lap</b>	<b>1</b>	<b>2</b>	<b>3</b>	<b>4</b>	<b>5</b>	<b>6</b>	<b>7</b>	<b>8</b>	<b>9</b>	<b>10</b>
1	2:20.67	2:17.32	2:13.79	2:13.99	2:15.63					
<b>62</b>	<b>Bill CLEYNDERT</b>									
<b>Lap</b>	<b>1</b>	<b>2</b>	<b>3</b>	<b>4</b>	<b>5</b>	<b>6</b>	<b>7</b>	<b>8</b>	<b>9</b>	<b>10</b>
1	2:16.03	2:15.27	2:09.31	2:08.80	2:07.51					
<b>63</b>	<b>Tom WATERFIELD</b>									
<b>Lap</b>	<b>1</b>	<b>2</b>	<b>3</b>	<b>4</b>	<b>5</b>	<b>6</b>	<b>7</b>	<b>8</b>	<b>9</b>	<b>10</b>
1	2:28.99	2:14.76	2:12.26	2:17.04	2:11.82					

---

<b>88</b>	<b>William COLLEDGE</b>									
<b>Lap</b>	<b>1</b>	<b>2</b>	<b>3</b>	<b>4</b>	<b>5</b>	<b>6</b>	<b>7</b>	<b>8</b>	<b>9</b>	<b>10</b>
1		2:53.09	2:45.59	2:48.41	2:43.26					

---

<b>193</b>	<b>John SEBER</b>									
<b>Lap</b>	<b>1</b>	<b>2</b>	<b>3</b>	<b>4</b>	<b>5</b>	<b>6</b>	<b>7</b>	<b>8</b>	<b>9</b>	<b>10</b>
1	2:13.48	2:15.65	2:18.20	2:20.45	2:22.60					

---

<b>196</b>	<b>Mike PAINTER</b>									
<b>Lap</b>	<b>1</b>	<b>2</b>	<b>3</b>	<b>4</b>	<b>5</b>	<b>6</b>	<b>7</b>	<b>8</b>	<b>9</b>	<b>10</b>
1	2:06.43	2:10.17	2:04.63	2:12.87	2:12.22					

# Lap Chart

## HANDICAP RACE FOR PRE-WAR CARS (VSCC SET 6) - RACE 4

Lap 1		Lap 2		Lap 3		Lap 4		Lap 5		Lap 6		Lap 7		Lap 8		Lap 9		Lap 10	
No	Time	No	Time	No	Time	No	Time	No	Time	No	Time	No	Time	No	Time	No	Time	No	Time
53	2:28.71	88	4:10.83	88	6:56.42	62	9:07.92	62	11:15.43										
62	2:34.54	53	4:49.20	62	6:59.12	47	9:08.78	47	11:18.45										
57	2:35.79	62	4:49.81	47	6:59.91	40	9:16.31	40	11:21.39										
46	2:43.78	57	4:50.87	53	7:07.28	53	9:23.10	46	11:33.92										
47	2:44.19	47	4:51.89	46	7:07.74	46	9:23.31	37	11:36.65										
63	2:46.64	46	4:53.11	40	7:07.95	37	9:23.99	196	11:36.79										
56	2:49.87	40	4:56.39	57	7:10.23	13	9:24.10	57	11:39.61										
59	2:50.53	63	5:01.40	13	7:10.62	196	9:24.57	23	11:39.66										
40	2:50.61	13	5:01.62	37	7:11.18	57	9:26.39	21	11:42.37										
13	2:51.61	37	5:04.00	196	7:11.70	63	9:30.70	63	11:42.52										
196	2:56.90	196	5:07.07	63	7:13.66	59	9:35.63	59	11:51.26										
37	2:57.82	59	5:07.85	59	7:21.64	23	9:35.69	56	12:27.87										
23	3:22.20	56	5:13.34	23	7:28.01	21	9:36.58	88	12:28.09										
21	3:24.20	23	5:25.58	21	7:31.39	88	9:44.83	193	12:46.16										
193	3:29.26	21	5:27.98	56	7:38.99	56	10:00.95	53	13:15.50										
		193	5:44.91	193	8:03.11	193	10:23.56												



## The Vintage Sports-Car Club

### RACE 5 – GARRY WHYTE TROPHY HANDICAP RACE FOR PRE-WAR RILEY RACING AND SPORTS CARS

#### RESULT

Pl	No	Cl	Name	Car	Lap	Time	Behind	MPH	Best Lap on	MPH
1	75		Nick HAYWARD-COOK	Riley 9 Monoposto	5	11:43.05		59.38	2:08.72	4 61.17
2	94		John COLLINS	Riley 9 Brooklands	5	11:49.11	6.06	58.84	2:08.88	4 61.10
3	54		Simon KELLEWAY	Riley Sprite 12/4	5	11:58.68	15.63	58.88	2:11.33	3 59.96
4	50		James POTTER	Riley Brooklands	5	11:58.97	15.92	61.62	2:02.87	5 64.09
5	195		William ELBOURN	Riley 12/4 Special	5	12:13.52	30.47	58.89	2:09.30	5 60.90
6	26		Simon STOKES	Riley Treen	5	12:15.24	32.19	62.97	2:00.76	3 65.21
7	79		Dennis BINGHAM	Riley Falcon Special	5	12:16.09	33.04	57.39	2:14.35	3 58.61
8	83		Michael NEW	Riley 12/4	5	12:24.45	41.40	55.11	2:19.24	3 56.55
9	29		Richard ILIFFE	Riley Kestrel 12/4 Spl	5	12:24.79	41.74	61.06	2:03.12	5 63.96
10	35		Tim RIDES	Riley 12/ 4 Special	5	12:26.78	43.73	60.87	2:03.71	5 63.65
11	25		David PRYKE	Riley 12/4 TT Sprite Rep	5	12:29.56	46.51	61.56	2:04.75	5 63.12
12	58		Joanne WHITE	Riley Nine 12/4 Special	5	12:42.22	59.17	56.47	2:16.94	3 57.50
13	90		Roland WOODTLI	Riley 15/6 Special	5	12:45.36	1:02.31	51.44	2:29.89	2 52.53
14	86		Leonard LORD	Riley Falcon	5	12:46.33	1:03.28	51.38	2:29.33	4 52.73
15	71		Nicholas LEES	Riley Sprite	5	13:05.40	1:22.35	53.54	2:21.38	5 55.70
16	72		Stephen RIDDINGTON	Riley 12/4 Special	5	13:09.32	1:26.27	49.88	2:32.78	5 51.54

#### Not Classified

65	Clive TEMPLE	Riley Brooklands	2	6:19.29	DNF	52.62	2:24.17	2	54.62
----	--------------	------------------	---	---------	-----	-------	---------	---	-------

#### Fastest Lap

26	Simon STOKES	Riley Treen					2:00.76	3	65.21
----	--------------	-------------	--	--	--	--	---------	---	-------

#### AWARDS

#### Winner of the Garry Whyte Trophy

	75	Nick HAYWARD-COOK	Riley 9 Monoposto
2 <sup>nd</sup>	94	John COLLINS	Riley 9 Brooklands
3 <sup>rd</sup>	54	Simon KELLEWAY	Riley Sprite 12/4
4 <sup>th</sup>	50	James POTTER	Riley Brooklands





# RACE NUMBER 5: 5 LAPS

Times Number	Grid Row	Cars are shown with their number of credit laps ie how many laps they will start with.				Min.Seconds
<b>8</b>	11		26		25	<b>1.50</b>
<b>7</b>	10	34				<b>1.40</b>
	9		29		35	
<b>6</b>	8	50		65		<b>1.20</b>
<b>5</b>	7		195		58	<b>1.05</b>
<b>4</b>	6	79		60		<b>0.50</b>
	5		54		71	
<b>3</b>	4	75		94		<b>0.40</b>
<b>2</b>	3		83		44	<b>0.30</b>
<b>1</b>	2	90				<b>0.00</b>
	1		72		86	

**POLE**

**Front Of Grid**

Issue No

Handicapper Signed

CoC

Time

# HANDICAP RACE FOR PRE-WAR RILEY RACING AND SPORTS CARS

## LAP TIMES - RACE 5

<b>25</b>	<b>David PRYKE</b>									
<b>Lap</b>	<b>1</b>	<b>2</b>	<b>3</b>	<b>4</b>	<b>5</b>	<b>6</b>	<b>7</b>	<b>8</b>	<b>9</b>	<b>10</b>
1	2:06.88	2:06.42	2:08.30	2:05.10	2:04.75					
<b>26</b>	<b>Simon STOKES</b>									
<b>Lap</b>	<b>1</b>	<b>2</b>	<b>3</b>	<b>4</b>	<b>5</b>	<b>6</b>	<b>7</b>	<b>8</b>	<b>9</b>	<b>10</b>
1	2:03.08	2:07.30	2:00.76	2:01.93	2:05.25					
<b>29</b>	<b>Richard ILIFFE</b>									
<b>Lap</b>	<b>1</b>	<b>2</b>	<b>3</b>	<b>4</b>	<b>5</b>	<b>6</b>	<b>7</b>	<b>8</b>	<b>9</b>	<b>10</b>
1	2:11.82	2:08.80	2:08.22	2:06.39	2:03.12					
<b>35</b>	<b>Tim RIDES</b>									
<b>Lap</b>	<b>1</b>	<b>2</b>	<b>3</b>	<b>4</b>	<b>5</b>	<b>6</b>	<b>7</b>	<b>8</b>	<b>9</b>	<b>10</b>
1	2:11.06	2:08.95	2:08.00	2:08.85	2:03.71					
<b>50</b>	<b>James POTTER</b>									
<b>Lap</b>	<b>1</b>	<b>2</b>	<b>3</b>	<b>4</b>	<b>5</b>	<b>6</b>	<b>7</b>	<b>8</b>	<b>9</b>	<b>10</b>
1	2:09.92	2:05.45	2:04.51	2:08.87	2:02.87					
<b>54</b>	<b>Simon KELLEWAY</b>									
<b>Lap</b>	<b>1</b>	<b>2</b>	<b>3</b>	<b>4</b>	<b>5</b>	<b>6</b>	<b>7</b>	<b>8</b>	<b>9</b>	<b>10</b>
1	2:16.64	2:12.66	2:11.33	2:11.72	2:11.43					
<b>58</b>	<b>Joanne WHITE</b>									
<b>Lap</b>	<b>1</b>	<b>2</b>	<b>3</b>	<b>4</b>	<b>5</b>	<b>6</b>	<b>7</b>	<b>8</b>	<b>9</b>	<b>10</b>
1	2:17.03	2:18.61	2:16.94	2:18.35	2:19.52					
<b>65</b>	<b>Clive TEMPLE</b>									
<b>Lap</b>	<b>1</b>	<b>2</b>	<b>3</b>	<b>4</b>	<b>5</b>	<b>6</b>	<b>7</b>	<b>8</b>	<b>9</b>	<b>10</b>
1	2:26.34	2:24.17								
<b>71</b>	<b>Nicholas LEES</b>									
<b>Lap</b>	<b>1</b>	<b>2</b>	<b>3</b>	<b>4</b>	<b>5</b>	<b>6</b>	<b>7</b>	<b>8</b>	<b>9</b>	<b>10</b>
1	2:31.88	2:28.05	2:25.64	2:22.63	2:21.38					
<b>72</b>	<b>Stephen RIDDINGTON</b>									
<b>Lap</b>	<b>1</b>	<b>2</b>	<b>3</b>	<b>4</b>	<b>5</b>	<b>6</b>	<b>7</b>	<b>8</b>	<b>9</b>	<b>10</b>
1	2:39.87	2:40.12	2:36.96	2:36.16	2:32.78					
<b>75</b>	<b>Nick HAYWARD-COOK</b>									
<b>Lap</b>	<b>1</b>	<b>2</b>	<b>3</b>	<b>4</b>	<b>5</b>	<b>6</b>	<b>7</b>	<b>8</b>	<b>9</b>	<b>10</b>
1	2:17.12	2:12.92	2:10.85	2:08.72	2:08.72					
<b>79</b>	<b>Dennis BINGHAM</b>									
<b>Lap</b>	<b>1</b>	<b>2</b>	<b>3</b>	<b>4</b>	<b>5</b>	<b>6</b>	<b>7</b>	<b>8</b>	<b>9</b>	<b>10</b>
1	2:19.06	2:15.42	2:14.35	2:16.86	2:14.51					
<b>83</b>	<b>Michael NEW</b>									
<b>Lap</b>	<b>1</b>	<b>2</b>	<b>3</b>	<b>4</b>	<b>5</b>	<b>6</b>	<b>7</b>	<b>8</b>	<b>9</b>	<b>10</b>
1	2:24.09	2:24.36	2:19.24	2:22.68	2:19.93					

---

<b>86</b>	<b>Leonard LORD</b>									
<b>Lap</b>	<b>1</b>	<b>2</b>	<b>3</b>	<b>4</b>	<b>5</b>	<b>6</b>	<b>7</b>	<b>8</b>	<b>9</b>	<b>10</b>
1	2:39.03	2:33.44	2:31.23	2:29.33	2:30.13					

---

<b>90</b>	<b>Roland WOODTLI</b>									
<b>Lap</b>	<b>1</b>	<b>2</b>	<b>3</b>	<b>4</b>	<b>5</b>	<b>6</b>	<b>7</b>	<b>8</b>	<b>9</b>	<b>10</b>
1	2:36.06	2:29.89	2:30.45	2:32.81	2:32.27					

---

<b>94</b>	<b>John COLLINS</b>									
<b>Lap</b>	<b>1</b>	<b>2</b>	<b>3</b>	<b>4</b>	<b>5</b>	<b>6</b>	<b>7</b>	<b>8</b>	<b>9</b>	<b>10</b>
1	2:18.07	2:13.47	2:11.08	2:08.88	2:13.15					

---

<b>195</b>	<b>William ELBOURN</b>									
<b>Lap</b>	<b>1</b>	<b>2</b>	<b>3</b>	<b>4</b>	<b>5</b>	<b>6</b>	<b>7</b>	<b>8</b>	<b>9</b>	<b>10</b>
1	2:17.27	2:09.65	2:11.05	2:14.53	2:09.30					

# Lap Chart

## HANDICAP RACE FOR PRE-WAR RILEY RACING AND SPORTS CARS - RACE 5

Lap 1		Lap 2		Lap 3		Lap 4		Lap 5		Lap 6		Lap 7		Lap 8		Lap 9		Lap 10	
No	Time	No	Time	No	Time	No	Time	No	Time	No	Time	No	Time	No	Time	No	Time	No	Time
90	2:39.94	90	5:09.83	75	7:25.61	75	9:34.33	75	11:43.05										
86	2:42.20	75	5:14.76	94	7:27.08	94	9:35.96	94	11:49.11										
72	2:43.30	86	5:15.64	54	7:35.53	54	9:47.25	54	11:58.68										
83	2:58.24	94	5:16.00	90	7:40.28	50	9:56.10	50	11:58.97										
75	3:01.84	83	5:22.60	83	7:41.84	79	10:01.58	195	12:13.52										
94	3:02.53	72	5:23.42	79	7:44.72	195	10:04.22	26	12:15.24										
54	3:11.54	54	5:24.20	86	7:46.87	83	10:04.52	79	12:16.09										
79	3:14.95	79	5:30.37	50	7:47.23	26	10:09.99	83	12:24.45										
71	3:27.70	195	5:38.64	195	7:49.69	90	10:13.09	29	12:24.79										
58	3:28.80	50	5:42.72	72	8:00.38	86	10:16.20	35	12:26.78										
195	3:28.99	58	5:47.41	58	8:04.35	29	10:21.67	25	12:29.56										
50	3:37.27	71	5:55.75	26	8:08.06	58	10:22.70	58	12:42.22										
65	3:55.12	35	6:06.22	35	8:14.22	35	10:23.07	90	12:45.36										
35	3:57.27	29	6:07.06	29	8:15.28	25	10:24.81	86	12:46.33										
29	3:58.26	26	6:07.30	25	8:19.71	72	10:36.54	71	13:05.40										
26	4:00.00	25	6:11.41	71	8:21.39	71	10:44.02	72	13:09.32										
25	4:04.99	65	6:19.29																



## The Vintage Sports-Car Club

### RACE 6 – RACE FOR FRAZER NASH / GN CARS

#### RESULT

Pl	No	Cl	Name	Car	Lap	Time	Behind	MPH	Best Lap on	MPH	Handicap
1	36		Charles GILLETT	Frazer Nash Super Sports	7	13:26.14		68.38	1:52.35	3	70.09
2	18		Robert CARR	AC/GN Special	7	13:32.86	6.72	67.81	1:54.14	3	68.99
3	16		Tony LEES	AC/GN Cognac	7	13:41.97	15.83	67.06	1:54.35	3	68.86
4	10		Julian GRIMWADE	Frazer Nash Norris Special	7	13:47.15	21.01	66.64	1:55.70	3	68.06 17.25
5	11		Brian WHITE	Frazer Nash/BMW TT	7	14:03.02	36.88	65.38	1:56.64	5	67.51 26.54
6	31		Alex PEACOP	Frazer Nash AC	7	14:48.39	1:22.25	62.04	2:02.93	2	64.05 27.88
7	32		Paul BULLETT	Frazer Nash Super Sports	7	14:49.20	1:23.06	61.99	2:05.13	3	62.93 13.29 *
8	55		Jo BLAKENEY-EDWARDS	Frazer Nash Super Sports	7	15:06.71	1:40.57	60.79	2:05.96	7	62.51 24.99
9	30		Mark WALKER	GN Thunderbug	7	15:07.40	1:41.26	60.74	2:06.12	7	62.43 24.56
10	49		Christopher BATTY	Frazer Nash Super Sports	7	15:19.29	1:53.15	59.96	2:09.33	6	60.89 13.98
11	74		William HILDYARD	Frazer Nash Super Sports	6	13:29.79	1 Lap	58.34	2:10.71	4	60.24 25.53
12	66		Charles PITHER	Frazer Nash Ulster	6	13:41.29	1 Lap	57.53	2:11.59	4	59.84 31.75
13	70		Andy NEWBOUND	Frazer Nash Ulster 100	6	13:49.01	1 Lap	56.99	2:14.89	4	58.38 19.67
14	82		Adam GENTILLI	Frazer Nash TT Replica	6	14:27.76	1 Lap	54.45	2:20.79	4	55.93 23.02
15	108		Mark MORGAN	Frazer Nash Shelsley	6	14:38.85	1 Lap	53.76	2:22.58	3	55.23 23.37
16	197		Dennis JOHNSON	Frazer Nash Colmore	6	14:40.10	1 Lap	53.68	2:22.57	3	55.23 24.68
17	89		Phillip TILLYARD	Frazer Nash TT Replica	6	14:40.44	1 Lap	53.66	2:22.36	3	55.31 26.28
18	107		Bob MELLORS	Frazer Nash TT Replica	5	13:26.31	2 Laps	48.83	2:37.21	4	50.09 20.26
19	101		Robin LIGHTWOOD	Frazer Nash Fast Tourer	5	14:04.15	2 Laps	46.64	2:41.44	1	48.78 36.95

#### Not Classified

73	Hughie WALKER	Martyr Frazer Nash Spl	5	10:57.03	DNF	59.92	2:06.90	5	62.05
61	Paul WESTON	Frazer Nash TT Replica	5	11:35.88	DNF	56.58	2:13.93	4	58.79
20	Dougal CAWLEY	GN/Ford Piglet	2	4:14.65	DNF	61.84	2:04.39	2	63.30

#### Fastest Lap

36	Charles GILLETT	Frazer Nash Super Sports					1:52.35	3	70.09
----	-----------------	--------------------------	--	--	--	--	---------	---	-------

#### AWARDS

##### Race Winner

36	Charles GILLETT	Frazer Nash Super Sports	
2 <sup>nd</sup>	18	Robert CARR	AC/GN Special
3 <sup>rd</sup>	16	Tony LEES	AC/GN Cognac

##### First on Handicap

32	Paul BULLETT	Frazer Nash Super Sports
----	--------------	--------------------------



# RACE GRID

## FRAZER NASH / GN CARS

### RACE 6

ROW 14

ROW 13

ROW 12

ROW 11

ROW 10

ROW 9

ROW 8

ROW 7

ROW 6

ROW 5

ROW 4

ROW 3

ROW 2

ROW 1

**82** Adam GENTILLI

**101** 02:43.030  
Robin LIGHTWOOD

**107** 02:42.220  
Bob MELLORS

**51** 02:28.440  
Winston TEAGUE

**197** 02:27.440  
Dennis JOHNSON

**108** 02:23.040  
Mark MORGAN

**89** 02:22.570  
Phillip TILLYARD

**61** 02:18.880  
Paul WESTON

**66** 02:18.880  
Charles PITHER

**70** 02:18.430  
Andy NEWBOUND

**74** 02:16.630  
William HILDYARD

**30** 02:12.030  
Mark WALKER

**49** 02:11.070  
Christopher BATTY

**55** 02:09.980  
Jo BLAKENEY-EDWARD

**20** 02:09.690  
Dougal CAWLEY

**73** 02:08.840  
Hughie WALKER

**32** 02:08.340  
Paul BULLETT

**39** 02:02.970  
Paul BAKER

**31** 02:02.810  
Alex PEACOP

**10** 01:58.880  
Julian GRIMWADE

**11** 01:56.950  
Brian WHITE

**16** 01:55.940  
Tony LEES

**18** 01:55.870  
Robert CARR

**9** 01:55.150  
Justin MAEERS

**15** 01:54.780  
Eddie GIBBS

**36** 01:54.640  
Charles GILLETT

**POLE**

# FRAZER NASH / GN CARS

## LAP TIMES - RACE 6

<b>10</b>	<b>Julian GRIMWADE</b>									
<b>Lap</b>	<b>1</b>	<b>2</b>	<b>3</b>	<b>4</b>	<b>5</b>	<b>6</b>	<b>7</b>	<b>8</b>	<b>9</b>	<b>10</b>
1	2:00.45	1:56.33	1:55.70	1:57.78	1:56.99	1:57.46	1:58.48			
<b>11</b>	<b>Brian WHITE</b>									
<b>Lap</b>	<b>1</b>	<b>2</b>	<b>3</b>	<b>4</b>	<b>5</b>	<b>6</b>	<b>7</b>	<b>8</b>	<b>9</b>	<b>10</b>
1	1:59.08	1:57.48	2:03.42	2:01.63	1:56.64	2:00.42	2:00.98			
<b>16</b>	<b>Tony LEES</b>									
<b>Lap</b>	<b>1</b>	<b>2</b>	<b>3</b>	<b>4</b>	<b>5</b>	<b>6</b>	<b>7</b>	<b>8</b>	<b>9</b>	<b>10</b>
1	1:59.15	1:56.39	1:54.35	1:55.12	1:58.07	1:56.36	1:59.00			
<b>18</b>	<b>Robert CARR</b>									
<b>Lap</b>	<b>1</b>	<b>2</b>	<b>3</b>	<b>4</b>	<b>5</b>	<b>6</b>	<b>7</b>	<b>8</b>	<b>9</b>	<b>10</b>
1	1:57.47	1:54.77	1:54.14	1:55.60	1:56.93	1:56.28	1:55.06			
<b>20</b>	<b>Dougal CAWLEY</b>									
<b>Lap</b>	<b>1</b>	<b>2</b>	<b>3</b>	<b>4</b>	<b>5</b>	<b>6</b>	<b>7</b>	<b>8</b>	<b>9</b>	<b>10</b>
1	2:04.95	2:04.39								
<b>30</b>	<b>Mark WALKER</b>									
<b>Lap</b>	<b>1</b>	<b>2</b>	<b>3</b>	<b>4</b>	<b>5</b>	<b>6</b>	<b>7</b>	<b>8</b>	<b>9</b>	<b>10</b>
1	2:14.64	2:07.93	2:11.69	2:06.83	2:07.41	2:06.33	2:06.12			
<b>31</b>	<b>Alex PEACOP</b>									
<b>Lap</b>	<b>1</b>	<b>2</b>	<b>3</b>	<b>4</b>	<b>5</b>	<b>6</b>	<b>7</b>	<b>8</b>	<b>9</b>	<b>10</b>
1	2:09.46	2:02.93	2:03.76	2:07.74	2:07.08	2:06.34	2:06.55			
<b>32</b>	<b>Paul BULLETT</b>									
<b>Lap</b>	<b>1</b>	<b>2</b>	<b>3</b>	<b>4</b>	<b>5</b>	<b>6</b>	<b>7</b>	<b>8</b>	<b>9</b>	<b>10</b>
1	2:08.30	2:05.22	2:05.13	2:06.62	2:08.22	2:05.20	2:05.52			
<b>36</b>	<b>Charles GILLETT</b>									
<b>Lap</b>	<b>1</b>	<b>2</b>	<b>3</b>	<b>4</b>	<b>5</b>	<b>6</b>	<b>7</b>	<b>8</b>	<b>9</b>	<b>10</b>
1	1:58.62	1:52.52	1:52.35	1:53.12	1:53.83	1:57.01	1:56.45			
<b>49</b>	<b>Christopher BATTY</b>									
<b>Lap</b>	<b>1</b>	<b>2</b>	<b>3</b>	<b>4</b>	<b>5</b>	<b>6</b>	<b>7</b>	<b>8</b>	<b>9</b>	<b>10</b>
1	2:11.91	2:10.10	2:10.80	2:10.41	2:09.37	2:09.33	2:11.39			
<b>55</b>	<b>Jo BLAKENEY-EDWARDS</b>									
<b>Lap</b>	<b>1</b>	<b>2</b>	<b>3</b>	<b>4</b>	<b>5</b>	<b>6</b>	<b>7</b>	<b>8</b>	<b>9</b>	<b>10</b>
1	2:12.96	2:09.70	2:11.31	2:07.05	2:07.53	2:06.36	2:05.96			
<b>61</b>	<b>Paul WESTON</b>									
<b>Lap</b>	<b>1</b>	<b>2</b>	<b>3</b>	<b>4</b>	<b>5</b>	<b>6</b>	<b>7</b>	<b>8</b>	<b>9</b>	<b>10</b>
1	2:19.96	2:19.91	2:14.26	2:13.93	2:20.30					
<b>66</b>	<b>Charles PITHER</b>									
<b>Lap</b>	<b>1</b>	<b>2</b>	<b>3</b>	<b>4</b>	<b>5</b>	<b>6</b>	<b>7</b>	<b>8</b>	<b>9</b>	<b>10</b>
1	2:20.39	2:16.14	2:14.30	2:11.59	2:14.30	2:15.63				

<b>70</b>	<b>Andy NEWBOUND</b>									
<b>Lap</b>	<b>1</b>	<b>2</b>	<b>3</b>	<b>4</b>	<b>5</b>	<b>6</b>	<b>7</b>	<b>8</b>	<b>9</b>	<b>10</b>
1	2:19.43	2:16.68	2:16.63	2:14.89	2:16.97	2:17.19				
<b>73</b>	<b>Hughie WALKER</b>									
<b>Lap</b>	<b>1</b>	<b>2</b>	<b>3</b>	<b>4</b>	<b>5</b>	<b>6</b>	<b>7</b>	<b>8</b>	<b>9</b>	<b>10</b>
1	2:14.77	2:09.84	2:10.78	2:09.27	2:06.90					
<b>74</b>	<b>William HILDYARD</b>									
<b>Lap</b>	<b>1</b>	<b>2</b>	<b>3</b>	<b>4</b>	<b>5</b>	<b>6</b>	<b>7</b>	<b>8</b>	<b>9</b>	<b>10</b>
1	2:19.82	2:15.67	2:12.65	2:10.71	2:10.80	2:12.01				
<b>82</b>	<b>Adam GENTILLI</b>									
<b>Lap</b>	<b>1</b>	<b>2</b>	<b>3</b>	<b>4</b>	<b>5</b>	<b>6</b>	<b>7</b>	<b>8</b>	<b>9</b>	<b>10</b>
1	2:25.89	2:25.45	2:22.10	2:20.79	2:21.40	2:22.14				
<b>89</b>	<b>Phillip TILLYARD</b>									
<b>Lap</b>	<b>1</b>	<b>2</b>	<b>3</b>	<b>4</b>	<b>5</b>	<b>6</b>	<b>7</b>	<b>8</b>	<b>9</b>	<b>10</b>
1	2:27.47	2:26.35	2:22.36	2:24.71	2:24.58	2:25.94				
<b>101</b>	<b>Robin LIGHTWOOD</b>									
<b>Lap</b>	<b>1</b>	<b>2</b>	<b>3</b>	<b>4</b>	<b>5</b>	<b>6</b>	<b>7</b>	<b>8</b>	<b>9</b>	<b>10</b>
1	2:41.44	2:47.93	2:44.80	2:49.68	2:48.24					
<b>107</b>	<b>Bob MELLORS</b>									
<b>Lap</b>	<b>1</b>	<b>2</b>	<b>3</b>	<b>4</b>	<b>5</b>	<b>6</b>	<b>7</b>	<b>8</b>	<b>9</b>	<b>10</b>
1	2:39.70	2:39.79	2:38.53	2:37.21	2:40.25					
<b>108</b>	<b>Mark MORGAN</b>									
<b>Lap</b>	<b>1</b>	<b>2</b>	<b>3</b>	<b>4</b>	<b>5</b>	<b>6</b>	<b>7</b>	<b>8</b>	<b>9</b>	<b>10</b>
1	2:25.42	2:24.96	2:22.58	2:24.88	2:27.34	2:24.33				
<b>197</b>	<b>Dennis JOHNSON</b>									
<b>Lap</b>	<b>1</b>	<b>2</b>	<b>3</b>	<b>4</b>	<b>5</b>	<b>6</b>	<b>7</b>	<b>8</b>	<b>9</b>	<b>10</b>
1	2:28.87	2:23.81	2:22.57	2:27.74	2:22.80	2:24.94				



# Lap Chart

## FRAZER NASH / GN CARS - RACE 6

Lap 1		Lap 2		Lap 3		Lap 4		Lap 5		Lap 6		Lap 7		Lap 8		Lap 9		Lap 10	
No	Time	No	Time	No	Time	No	Time	No	Time	No	Time	No	Time	No	Time	No	Time	No	Time
18	2:00.08	36	3:53.38	36	5:45.73	36	7:38.85	36	9:32.68	36	11:29.69	36	13:26.14						
36	2:00.86	18	3:54.85	18	5:48.99	18	7:44.59	18	9:41.52	70	11:31.82 *1	107	13:26.31 *2						
11	2:02.45	16	3:59.07	16	5:53.42	16	7:48.54	82	9:44.22 *1	61	11:35.88 *1	74	13:29.79 *1						
16	2:02.68	11	3:59.93	10	5:56.44	10	7:54.22	16	9:46.61	18	11:37.80	18	13:32.86						
10	2:04.41	10	4:00.74	11	6:03.35	11	8:04.98	108	9:47.18 *1	16	11:42.97	66	13:41.29 *1						
20	2:10.26	20	4:14.65	31	6:20.68	107	8:08.85 *1	89	9:49.92 *1	10	11:48.67	16	13:41.97						
32	2:13.29	31	4:16.92	32	6:23.64	101	8:26.23 *1	10	9:51.21	11	12:02.04	10	13:47.15						
31	2:13.99	32	4:18.51	49	6:38.79	31	8:28.42	197	9:52.36 *1	82	12:05.62 *1	70	13:49.01 *1						
49	2:17.89	49	4:27.99	55	6:39.81	32	8:30.26	11	10:01.62	89	12:14.50 *1	11	14:03.02						
55	2:18.80	55	4:28.50	30	6:40.71	55	8:46.86	31	10:35.50	108	12:14.52 *1	101	14:04.15 *2						
73	2:20.24	30	4:29.02	73	6:40.86	30	8:47.54	32	10:38.48	197	12:15.16 *1	82	14:27.76 *1						
30	2:21.09	73	4:30.08	74	6:56.27	49	8:49.20	107	10:46.06 *1	31	12:41.84	108	14:38.85 *1						
70	2:26.65	70	4:43.33	66	6:59.77	73	8:50.13	55	10:54.39	32	12:43.68	197	14:40.10 *1						
61	2:27.48	74	4:43.62	70	6:59.96	74	9:06.98	30	10:54.95	55	13:00.75	89	14:40.44 *1						
74	2:27.95	66	4:45.47	61	7:01.65	66	9:11.36	73	10:57.03	30	13:01.28	31	14:48.39						
66	2:29.33	61	4:47.39	108	7:22.30	70	9:14.85	49	10:58.57	49	13:07.90	32	14:49.20						
108	2:34.76	108	4:59.72	82	7:23.43	61	9:15.58	101	11:15.91 *1			55	15:06.71						
82	2:35.88	82	5:01.33	197	7:24.62			74	11:17.78			30	15:07.40						
89	2:36.50	197	5:02.05	89	7:25.21			66	11:25.66			49	15:19.29						
197	2:38.24	89	5:02.85																
107	2:50.53	107	5:30.32																
101	2:53.50	101	5:41.43																



## The Vintage Sports-Car Club

### RACE 7 – SPERO & VOITURETTE TROPHIES RACE FOR VINTAGE & PVT CARS UP TO 1100cc

#### RESULT

Pl	No	Cl	Name	Car	Lap	Time	Behind	MPH	Best Lap on	MPH	Handicap
1	22		William MAHANY	HRG Le Mans Model	7	13:57.18		65.84	1:56.63	3	67.52
2	23		Christian PEDERSEN	Austin 7 Special	7	14:05.00	7.82	65.23	1:56.66	5	67.50
3	96		Harry PAINTER	MG Kayne	7	15:01.57	1:04.39	61.14	2:04.97	6	63.01
4	59		Nick HAYWARD-COOK	Austin 7 Monoposto	7	15:23.41	1:26.23	59.69	2:08.35	4	61.35 24.96
5	43		Mark ELDER	Austin Sports Special	7	15:23.75	1:26.57	59.67	2:09.01	7	61.04 20.68
6	63		Tom WATERFIELD	Austin 7 Special	7	15:24.28	1:27.10	59.64	2:06.82	4	62.09 36.54
7	198		Hugh BIRLEY	Austin 7 Ulster	7	15:57.90	2:00.72	57.54	2:14.79	2	58.42 14.37
8	76		Mark GROVES	Austin 7 Ulster	7	15:58.51	2:01.33	57.51	2:15.01	2	58.32 13.44 *
9	56		John SKEAVINGTON	Austin Ulster Replica	6	13:57.53	1 Lap	56.41	2:16.30	4	57.77 19.73
10	110		Antony FELTHAM-WHITE	Austin 7 Racing Special	6	14:24.41	1 Lap	54.66	2:19.68	2	56.37 26.33
11	106		Jonathan FENNING	Austin 7 Ulster	6	14:24.42	1 Lap	54.66	2:19.64	6	56.39 26.58
12	77		David ASPLIN	Austin 7 Ulster Replica	6	14:30.98	1 Lap	54.24	2:22.15	3	55.39 18.08
13	78		Duncan POTTER	MG Montlhery Midget	6	14:34.00	1 Lap	54.06	2:22.09	4	55.42 21.46
14	65		Clive TEMPLE	Riley Brooklands	6	14:54.46	1 Lap	52.82	2:15.03	2	58.32 84.28
15	111		Oliver RICHARDSON	MG C Type Montlhery	6	15:15.25	1 Lap	51.62	2:29.86	2	52.54 16.09
16	103		George PARKINSON	Rosengart LR2 Torpedo	6	16:36.11	1 Lap	47.43	2:40.26	2	49.13 34.55

#### Not Classified

194	Tim KNELLER	Riley Brooklands	0	Starter
-----	-------------	------------------	---	---------

#### Fastest Lap

22	William MAHANY	HRG Le Mans Model	1:56.63	3	67.52
----	----------------	-------------------	---------	---	-------

#### AWARDS

##### Race Winner & Winner of the Spero Trophy

22	William MAHANY	HRG Le Mans Model	
2 <sup>nd</sup>	23	Christian PEDERSEN	Austin 7 Special
3 <sup>rd</sup>	96	Harry PAINTER	MG Kayne (& 1 <sup>st</sup> Supercharged Car over 750cc)

##### Winner of the Voiturette Trophy

59	Nick HAYWARD-COOK	Austin 7 Monoposto
----	-------------------	--------------------

##### First Sports-Car

78	Duncan POTTER	MG Montlhery Midget
----	---------------	---------------------

##### First on Handicap

76	Mark GROVES	Austin 7 Ulster
----	-------------	-----------------

# RACE GRID

SMALL CAPACITY PRE-WAR CARS UP TO 1100cc

## RACE 7

ROW 10	<b>103</b> 02:47.550 George PARKINSON	<b>91</b> 02:41.130 John REEVE
ROW 9	<b>111</b> 02:28.370 Oliver RICHARDSON	<b>77</b> 02:27.050 David ASPLIN
ROW 8	<b>92</b> 02:25.920 Chris CADMAN	<b>106</b> 02:25.040 Jonathan FENNING
ROW 7	<b>110</b> 02:23.670 Antony FELTHAM-WHITE	<b>56</b> 02:22.740 John SKEAVINGTON
ROW 6	<b>78</b> 02:22.540 Duncan POTTER	<b>59</b> 02:20.920 Nick HAYWARD-COOK
ROW 5	<b>63</b> 02:18.150 Tom WATERFIELD	<b>76</b> 02:16.650 Mark GROVES
ROW 4	<b>198</b> 02:16.540 Hugh BIRLEY	<b>43</b> 02:14.680 Mark ELDER
ROW 3	<b>13</b> 02:11.740 Gegan THRUSTON	<b>41</b> 02:08.930 Ralf EMMERLING
ROW 2	<b>194</b> 02:08.640 Tim KNELLER	<b>96</b> 02:02.240 Harry PAINTER
ROW 1	<b>23</b> 01:59.280 Christian PEDERSEN	<b>22</b> 01:56.850 William MAHANY

POLE

# SMALL CAPACITY PRE-WAR CARS UP TO 1100cc

## LAP TIMES - RACE 7

<b>22</b>	<b>William MAHANY</b>									
<b>Lap</b>	<b>1</b>	<b>2</b>	<b>3</b>	<b>4</b>	<b>5</b>	<b>6</b>	<b>7</b>	<b>8</b>	<b>9</b>	<b>10</b>
1	2:00.51	1:57.13	1:56.63	1:58.96	1:59.41	2:02.00	2:00.55			
<b>23</b>	<b>Christian PEDERSEN</b>									
<b>Lap</b>	<b>1</b>	<b>2</b>	<b>3</b>	<b>4</b>	<b>5</b>	<b>6</b>	<b>7</b>	<b>8</b>	<b>9</b>	<b>10</b>
1	2:06.04	2:03.35	1:59.36	1:57.85	1:56.66	2:00.78	1:58.32			
<b>43</b>	<b>Mark ELDER</b>									
<b>Lap</b>	<b>1</b>	<b>2</b>	<b>3</b>	<b>4</b>	<b>5</b>	<b>6</b>	<b>7</b>	<b>8</b>	<b>9</b>	<b>10</b>
1	2:15.32	2:12.93	2:11.04	2:10.38	2:11.31	2:09.79	2:09.01			
<b>56</b>	<b>John SKEAVINGTON</b>									
<b>Lap</b>	<b>1</b>	<b>2</b>	<b>3</b>	<b>4</b>	<b>5</b>	<b>6</b>	<b>7</b>	<b>8</b>	<b>9</b>	<b>10</b>
1	2:24.13	2:17.35	2:19.09	2:16.30	2:16.36	2:17.80				
<b>59</b>	<b>Nick HAYWARD-COOK</b>									
<b>Lap</b>	<b>1</b>	<b>2</b>	<b>3</b>	<b>4</b>	<b>5</b>	<b>6</b>	<b>7</b>	<b>8</b>	<b>9</b>	<b>10</b>
1	2:15.78	2:12.16	2:10.65	2:08.35	2:10.01	2:11.28	2:09.68			
<b>63</b>	<b>Tom WATERFIELD</b>									
<b>Lap</b>	<b>1</b>	<b>2</b>	<b>3</b>	<b>4</b>	<b>5</b>	<b>6</b>	<b>7</b>	<b>8</b>	<b>9</b>	<b>10</b>
1	2:20.31	2:13.04	2:13.34	2:06.82	2:07.03	2:10.29	2:08.32			
<b>65</b>	<b>Clive TEMPLE</b>									
<b>Lap</b>	<b>1</b>	<b>2</b>	<b>3</b>	<b>4</b>	<b>5</b>	<b>6</b>	<b>7</b>	<b>8</b>	<b>9</b>	<b>10</b>
1	2:24.94	2:15.03	2:15.83	2:21.59	2:51.87	2:35.53				
<b>76</b>	<b>Mark GROVES</b>									
<b>Lap</b>	<b>1</b>	<b>2</b>	<b>3</b>	<b>4</b>	<b>5</b>	<b>6</b>	<b>7</b>	<b>8</b>	<b>9</b>	<b>10</b>
1	2:19.39	2:15.01	2:15.20	2:15.52	2:15.78	2:15.74	2:16.53			
<b>77</b>	<b>David ASPLIN</b>									
<b>Lap</b>	<b>1</b>	<b>2</b>	<b>3</b>	<b>4</b>	<b>5</b>	<b>6</b>	<b>7</b>	<b>8</b>	<b>9</b>	<b>10</b>
1	2:27.72	2:23.48	2:22.15	2:22.34	2:24.51	2:22.28				
<b>78</b>	<b>Duncan POTTER</b>									
<b>Lap</b>	<b>1</b>	<b>2</b>	<b>3</b>	<b>4</b>	<b>5</b>	<b>6</b>	<b>7</b>	<b>8</b>	<b>9</b>	<b>10</b>
1	2:31.16	2:24.35	2:22.61	2:22.09	2:24.71	2:22.10				
<b>96</b>	<b>Harry PAINTER</b>									
<b>Lap</b>	<b>1</b>	<b>2</b>	<b>3</b>	<b>4</b>	<b>5</b>	<b>6</b>	<b>7</b>	<b>8</b>	<b>9</b>	<b>10</b>
1	2:05.14	2:18.20	2:10.50	2:06.27	2:07.71	2:04.97	2:05.69			
<b>103</b>	<b>George PARKINSON</b>									
<b>Lap</b>	<b>1</b>	<b>2</b>	<b>3</b>	<b>4</b>	<b>5</b>	<b>6</b>	<b>7</b>	<b>8</b>	<b>9</b>	<b>10</b>
1	2:44.26	2:40.26	2:43.07	2:44.71	2:46.74	2:46.57				
<b>106</b>	<b>Jonathan FENNING</b>									
<b>Lap</b>	<b>1</b>	<b>2</b>	<b>3</b>	<b>4</b>	<b>5</b>	<b>6</b>	<b>7</b>	<b>8</b>	<b>9</b>	<b>10</b>
1	2:33.46	2:20.18	2:20.44	2:22.06	2:20.61	2:19.64				

---

**110 Antony FELTHAM-WHITE**

<b>Lap</b>	<b>1</b>	<b>2</b>	<b>3</b>	<b>4</b>	<b>5</b>	<b>6</b>	<b>7</b>	<b>8</b>	<b>9</b>	<b>10</b>
1	2:26.27	2:19.68	2:20.78	2:21.73	2:23.65	2:24.94				

---

**111 Oliver RICHARDSON**

<b>Lap</b>	<b>1</b>	<b>2</b>	<b>3</b>	<b>4</b>	<b>5</b>	<b>6</b>	<b>7</b>	<b>8</b>	<b>9</b>	<b>10</b>
1	2:33.67	2:29.86	2:30.20	2:31.12	2:30.63	2:31.95				

---

**198 Hugh BIRLEY**

<b>Lap</b>	<b>1</b>	<b>2</b>	<b>3</b>	<b>4</b>	<b>5</b>	<b>6</b>	<b>7</b>	<b>8</b>	<b>9</b>	<b>10</b>
1	2:18.89	2:14.79	2:15.88	2:15.64	2:15.86	2:15.50	2:16.62			

# Lap Chart

## SMALL CAPACITY PRE-WAR CARS UP TO 1100cc - RACE 7

Lap 1		Lap 2		Lap 3		Lap 4		Lap 5		Lap 6		Lap 7		Lap 8		Lap 9		Lap 10	
No	Time	No	Time	No	Time	No	Time	No	Time	No	Time	No	Time	No	Time	No	Time	No	Time
22	2:02.50	22	3:59.63	22	5:56.26	22	7:55.22	22	9:54.63	22	11:56.63	22	13:57.18						
96	2:08.23	23	4:12.03	23	6:11.39	23	8:09.24	23	10:05.90	110	11:59.47 *1	56	13:57.53 *1						
23	2:08.68	96	4:26.43	96	6:36.93	103	8:18.09 *1	111	10:12.67 *1	106	12:04.78 *1	23	14:05.00						
43	2:19.29	43	4:32.22	43	6:43.26	96	8:43.20	96	10:50.91	23	12:06.68	110	14:24.41 *1						
59	2:21.28	59	4:33.44	59	6:44.09	59	8:52.44	59	11:02.45	77	12:08.70 *1	106	14:24.42 *1						
198	2:23.61	198	4:38.40	63	6:51.82	43	8:53.64	103	11:02.80 *1	78	12:11.90 *1	77	14:30.98 *1						
76	2:24.73	63	4:38.48	198	6:54.28	63	8:58.64	43	11:04.95	65	12:18.93 *1	78	14:34.00 *1						
63	2:25.44	76	4:39.74	76	6:54.94	198	9:09.92	63	11:05.67	111	12:43.30 *1	65	14:54.46 *1						
56	2:30.63	56	4:47.98	65	7:05.47	76	9:10.46	198	11:25.78	96	12:55.88	96	15:01.57						
110	2:33.63	65	4:49.64	56	7:07.07	56	9:23.37	76	11:26.24	59	13:13.73	111	15:15.25 *1						
65	2:34.61	110	4:53.31	110	7:14.09	65	9:27.06	56	11:39.73	43	13:14.74	59	15:23.41						
77	2:36.22	77	4:59.70	77	7:21.85	110	9:35.82			63	13:15.96	43	15:23.75						
78	2:38.14	106	5:01.67	106	7:22.11	106	9:44.17			198	13:41.28	63	15:24.28						
106	2:41.49	78	5:02.49	78	7:25.10	77	9:44.19			76	13:41.98	198	15:57.90						
111	2:41.49	111	5:11.35	111	7:41.55	78	9:47.19			103	13:49.54 *1	76	15:58.51						
103	2:54.76	103	5:35.02									103	16:36.11 *1						



## The Vintage Sports-Car Club

### RACE 8 – MELVILLE TROPHY RACE FOR SPECIAL PRE-WAR SPORTS-CARS (VSCC SET 4) & SHORT SCRATCH RACE FOR PRE-WAR CARS (VSCC SET 5)

#### RESULT

Pl	No	Cl	Name	Car	Lap	Time	Behind	MPH	Best Lap on	MPH	Handicap
1	29		Richard ILIFFE	Riley Kestrel 12/4 Spl	6	12:30.20		62.98	2:02.79	6	64.13
2	25		David PRYKE	Riley 12/4 TT Sprite Rep	6	12:30.88	0.68	62.92	2:02.07	6	64.51
3	24		Charles JONES	MG L Magna	6	12:49.74	19.54	61.38	2:06.42	2	62.29
4	62		Bill CLEYNDERT	Wolseley Hornet Special	6	13:06.91	36.71	60.04	2:07.14	6	61.93 24.07
5	49		Christopher BATTY	Frazer Nash Super Sports	6	13:08.46	38.26	59.92	2:07.57	5	61.73 23.04
6	74		William HILDYARD	Frazer Nash Super Sports	6	13:11.38	41.18	59.70	2:08.02	5	61.51 23.26
7	46		Jeffrey EDWARDS	Alvis Sports Special	6	13:14.09	43.89	59.50	2:08.44	5	61.31 23.45
8	195		William ELBOURN	Riley 12/4 Special	6	13:14.65	44.45	59.45	2:06.94	3	62.03 33.01
9	54		Simon KELLEWAY	Riley Sprite 12/4	6	13:32.38	1:02.18	58.16	2:12.50	6	59.43 17.38 *
10	67		John BRIGGS	Aston Martin Ulster	6	13:33.66	1:03.46	58.07	2:11.66	3	59.81 23.70
11	57		Geoff TOMS	Fiat 508S	6	13:36.71	1:06.51	57.85	2:13.05	3	59.18 18.41

#### Not Classified

11	Brian WHITE	Frazer Nash/BMW TT Replica	3	5:58.53	DNF	65.89	1:55.80	2	68.00
35	Tim RIDES	Riley 12/4 Special	3	6:26.46	DNF	61.13	2:04.56	3	63.22
20	Dougal CAWLEY	GN/Ford Piglet	1	2:41.78	DNF	48.67	2:38.33	1	49.73

#### Fastest Lap

11	Brian WHITE	Frazer Nash/BMW TT Replica					1:55.80	2	68.00
----	-------------	----------------------------	--	--	--	--	---------	---	-------

#### AWARDS

##### VSCC Set 4 (Special Pre-war Sports-Cars)

##### Race Winner, Winner of the Melville Trophy & 1<sup>st</sup> Car 1101-2000cc

29	Richard ILIFFE	Riley Kestrel 12/4 Spl
2 <sup>nd</sup>	25 David PRYKE	Riley 12/4 TT Sprite Rep
3 <sup>rd</sup>	24 Charles JONES	MG L Magna

##### Other Capacity Class Winners

57	Geoff TOMS	Fiat 508S	(1 <sup>st</sup> Car up to 1100cc)
49	Christopher BATTY	Frazer Nash Super Sports	(1 <sup>st</sup> Car over 3000cc & 1 <sup>st</sup> Vintage Car)


##### VSCC Set 5 (Pre-war Cars)

##### Class Winner

62	Bill CLEYNDERT	Wolseley Hornet Special
----	----------------	-------------------------

##### First on Handicap

54	Simon KELLEWAY	Riley Sprite 12/4
----	----------------	-------------------




# RACE GRID



## PRE-WAR SPORTS CARS (VSCC SET 4) & PRE-WAR CARS (VSCC SET 5)

### RACE 8

ROW 8		<b>67</b> 02:19.370 John BRIGGS	
ROW 7		<b>195</b> 02:16.890 William ELBOURN	<b>54</b> 02:16.890 Simon KELLEWAY
ROW 6	<b>74</b> 02:16.630 William HILDYARD		<b>62</b> 02:12.910 Bill CLEYNDERT
ROW 5		<b>57</b> 02:12.040 Geoff TOMS	<b>49</b> 02:11.070 Christopher BATTY
ROW 4	<b>35</b> 02:10.880 Tim RIDES		<b>46</b> 02:10.850 Jeffrey EDWARDS
ROW 3		<b>20</b> 02:09.690 Dougal CAWLEY	<b>24</b> 02:07.650 Charles JONES
ROW 2	<b>25</b> 02:05.460 David PRYKE		<b>34</b> 02:04.100 Tim KNELLER
ROW 1		<b>29</b> 02:03.990 Richard ILIFFE	<b>11</b> 01:56.950 Brian WHITE
<b>POLE</b>			





PRE-WAR SPORTS CARS (VSCC SET 4) & PRE-WAR CARS (VSCC SET 5)

LAP TIMES - RACE 8

<b>11</b>	<b>Brian WHITE</b>										
<b>Lap</b>	<b>1</b>	<b>2</b>	<b>3</b>	<b>4</b>	<b>5</b>	<b>6</b>	<b>7</b>	<b>8</b>	<b>9</b>	<b>10</b>	
1	2:03.15	1:55.80	1:57.57								
<b>20</b>	<b>Dougal CAWLEY</b>										
<b>Lap</b>	<b>1</b>	<b>2</b>	<b>3</b>	<b>4</b>	<b>5</b>	<b>6</b>	<b>7</b>	<b>8</b>	<b>9</b>	<b>10</b>	
1	2:38.33										
<b>24</b>	<b>Charles JONES</b>										
<b>Lap</b>	<b>1</b>	<b>2</b>	<b>3</b>	<b>4</b>	<b>5</b>	<b>6</b>	<b>7</b>	<b>8</b>	<b>9</b>	<b>10</b>	
1	2:11.59	2:06.42	2:06.51	2:07.63	2:07.27	2:06.63					
<b>25</b>	<b>David PRYKE</b>										
<b>Lap</b>	<b>1</b>	<b>2</b>	<b>3</b>	<b>4</b>	<b>5</b>	<b>6</b>	<b>7</b>	<b>8</b>	<b>9</b>	<b>10</b>	
1	2:09.44	2:04.82	2:04.16	2:04.06	2:03.23	2:02.07					
<b>29</b>	<b>Richard ILIFFE</b>										
<b>Lap</b>	<b>1</b>	<b>2</b>	<b>3</b>	<b>4</b>	<b>5</b>	<b>6</b>	<b>7</b>	<b>8</b>	<b>9</b>	<b>10</b>	
1	2:08.71	2:03.98	2:04.44	2:04.38	2:03.35	2:02.79					
<b>35</b>	<b>Tim RIDES</b>										
<b>Lap</b>	<b>1</b>	<b>2</b>	<b>3</b>	<b>4</b>	<b>5</b>	<b>6</b>	<b>7</b>	<b>8</b>	<b>9</b>	<b>10</b>	
1	2:11.17	2:05.86	2:04.56								
<b>46</b>	<b>Jeffrey EDWARDS</b>										
<b>Lap</b>	<b>1</b>	<b>2</b>	<b>3</b>	<b>4</b>	<b>5</b>	<b>6</b>	<b>7</b>	<b>8</b>	<b>9</b>	<b>10</b>	
1	2:17.12	2:11.21	2:12.43	2:09.17	2:08.44	2:11.25					
<b>49</b>	<b>Christopher BATTY</b>										
<b>Lap</b>	<b>1</b>	<b>2</b>	<b>3</b>	<b>4</b>	<b>5</b>	<b>6</b>	<b>7</b>	<b>8</b>	<b>9</b>	<b>10</b>	
1	2:17.25	2:10.84	2:10.04	2:10.07	2:07.57	2:07.86					
<b>54</b>	<b>Simon KELLEWAY</b>										
<b>Lap</b>	<b>1</b>	<b>2</b>	<b>3</b>	<b>4</b>	<b>5</b>	<b>6</b>	<b>7</b>	<b>8</b>	<b>9</b>	<b>10</b>	
1	2:21.46	2:12.70	2:13.12	2:13.06	2:13.05	2:12.50					
<b>57</b>	<b>Geoff TOMS</b>										
<b>Lap</b>	<b>1</b>	<b>2</b>	<b>3</b>	<b>4</b>	<b>5</b>	<b>6</b>	<b>7</b>	<b>8</b>	<b>9</b>	<b>10</b>	
1	2:20.90	2:13.21	2:13.05	2:13.58	2:16.81	2:14.06					
<b>62</b>	<b>Bill CLEYNDERT</b>										
<b>Lap</b>	<b>1</b>	<b>2</b>	<b>3</b>	<b>4</b>	<b>5</b>	<b>6</b>	<b>7</b>	<b>8</b>	<b>9</b>	<b>10</b>	
1	2:16.31	2:10.30	2:10.33	2:07.28	2:08.77	2:07.14					
<b>67</b>	<b>John BRIGGS</b>										
<b>Lap</b>	<b>1</b>	<b>2</b>	<b>3</b>	<b>4</b>	<b>5</b>	<b>6</b>	<b>7</b>	<b>8</b>	<b>9</b>	<b>10</b>	
1	2:20.71	2:13.51	2:11.66	2:13.24	2:13.58	2:11.97					
<b>74</b>	<b>William HILDYARD</b>										
<b>Lap</b>	<b>1</b>	<b>2</b>	<b>3</b>	<b>4</b>	<b>5</b>	<b>6</b>	<b>7</b>	<b>8</b>	<b>9</b>	<b>10</b>	
1	2:17.88	2:10.15	2:11.74	2:09.36	2:08.02	2:08.27					

---

**195 William ELBOURN**

<b>Lap</b>	<b>1</b>	<b>2</b>	<b>3</b>	<b>4</b>	<b>5</b>	<b>6</b>	<b>7</b>	<b>8</b>	<b>9</b>	<b>10</b>
1	2:21.31	2:12.64	2:06.94	2:08.38	2:08.11	2:10.36				

# Lap Chart

## PRE-WAR SPORTS CARS (VSCC SET 4) & PRE-WAR CARS (VSCC SET 5) - RACE 8

Lap 1		Lap 2		Lap 3		Lap 4		Lap 5		Lap 6		Lap 7		Lap 8		Lap 9		Lap 10	
No	Time	No	Time	No	Time	No	Time	No	Time	No	Time	No	Time	No	Time	No	Time	No	Time
11	2:05.16	11	4:00.96	11	5:58.53	29	8:24.06	29	10:27.41	29	12:30.20								
29	2:11.26	29	4:15.24	29	6:19.68	25	8:25.58	25	10:28.81	25	12:30.88								
25	2:12.54	25	4:17.36	25	6:21.52	24	8:35.84	24	10:43.11	24	12:49.74								
24	2:15.28	24	4:21.70	35	6:26.46	62	8:51.00	62	10:59.77	62	13:06.91								
35	2:16.04	35	4:21.90	24	6:28.21	49	8:53.03	49	11:00.60	49	13:08.46								
46	2:21.59	46	4:32.80	49	6:42.96	46	8:54.40	46	11:02.84	74	13:11.38								
49	2:22.08	49	4:32.92	62	6:43.72	74	8:55.09	74	11:03.11	46	13:14.09								
62	2:23.09	62	4:33.39	46	6:45.23	195	8:56.18	195	11:04.29	195	13:14.65								
74	2:23.84	74	4:33.99	74	6:45.73	57	9:05.84	54	11:19.88	54	13:32.38								
57	2:26.00	57	4:39.21	195	6:47.80	54	9:06.83	67	11:21.69	67	13:33.66								
54	2:27.95	54	4:40.65	57	6:52.26	67	9:08.11	57	11:22.65	57	13:36.71								
195	2:28.22	195	4:40.86	54	6:53.77														
67	2:29.70	67	4:43.21	67	6:54.87														
20	2:41.78																		



## The Vintage Sports-Car Club

### RACE 9 – SHORT HANDICAP RACE FOR PRE-WAR CARS (VSCC SET 6)

#### RESULT

Pl	No	Cl	Name	Car	Lap	Time	Behind	MPH	Best Lap on	MPH
1	54		Simon KELLEWAY	Riley Sprite 12/4	5	11:56.80		59.49	2:08.39	5 61.33
2	80		Philip BEWLEY	Bugatti T35	5	12:07.55	10.75	57.26	2:13.68	5 58.90
3	83		Michael NEW	Riley 12/4	5	12:22.87	26.07	55.62	2:17.66	5 57.20
4	79		Dennis BINGHAM	Riley Falcon Special	5	12:32.04	35.24	56.48	2:15.20	4 58.24
5	90		Roland WOODTLI	Riley 15/6 Special	5	12:41.17	44.37	52.41	2:26.65	2 53.69
6	86		Leonard LORD	Riley Falcon	5	12:45.79	48.99	52.09	2:28.15	4 53.15
7	78		Duncan POTTER	MG Montlhery Midget	5	12:46.51	49.71	54.19	2:20.65	4 55.98
8	175		James RICKETTS	Riley 9 Monoposto	5	12:46.76	49.96	57.33	2:09.24	3 60.93
9	103		George PARKINSON	Rosengart LR2 Torpedo	5	12:47.69	50.89	47.17	2:41.75	2 48.68
10	85		Jamie QUARTERMAINE	Vauxhall Quartermaine	5	12:48.79	51.99	51.21	2:28.01	2 53.20
11	95		George ELBOURN	Riley 12/4 Special	5	12:52.04	55.24	56.89	2:12.02	4 59.64
12	102		Anne BOURSOT	MG PA	5	12:52.28	55.48	48.29	2:38.48	4 49.69
13	111		Oliver RICHARDSON	MG C Type Montlhery	5	12:59.66	1:02.86	51.83	2:28.20	5 53.13
14	48		Peter BUTLER	Bentley 3/4½ Litre	5	13:37.09	1:40.29	51.66	2:28.83	4 52.91
15	68		Norman PEMBERTON	Talbot 95/105	5	13:44.51	1:47.71	51.16	2:30.36	3 52.37
16	84		Cyril HANCOCK	Fiat New Balilla	5	13:53.72	1:56.92	49.29	2:35.80	3 50.54

#### Not Classified

77	David ASPLIN	Austin 7 Ulster Replica	3	7:34.38	DNF	54.38	2:21.27	2 55.74
87	Noel RUNNELS-MOSS	Vauxhall 30-98 Velox	1	2:35.33	DNF	50.69	2:31.61	1 51.94
98	David BIRNAGE	Austin 7 Ulster	0		Starter			

#### Fastest Lap

54	Simon KELLEWAY	Riley Sprite 12/4					2:08.39	5 61.33
----	----------------	-------------------	--	--	--	--	---------	---------

#### AWARDS

#### Race Winner

54	Simon KELLEWAY	Riley Sprite 12/4
2 <sup>nd</sup>	80 Philip BEWLEY	Bugatti T35
3 <sup>rd</sup>	83 Michael NEW	Riley 12/4
4 <sup>th</sup>	79 Dennis BINGHAM	Riley Falcon Special

# RACE NUMBER 9: 5 LAPS

Times Number	Grid Row	Cars are shown with their number of credit laps ie how many laps they will start with.				Min.Secs
<b>9</b>	13		102 <input type="text" value="1"/>			<b>2.00</b>
<b>8</b>	12	103 <input type="text" value="1"/>				<b>1.40</b>
<b>7</b>	11		175 <input type="text"/>		95 <input type="text"/>	<b>1.20</b>
<b>6</b>	10	79 <input type="text"/>				<b>0.55</b>
	9		61 <input type="text"/>		68 <input type="text"/>	
	8	48 <input type="text"/>		54 <input type="text"/>		
<b>5</b>	7		80 <input type="text"/>			<b>0.40</b>
	6	93 <input type="text" value="-1"/>		78 <input type="text"/>		
<b>4</b>	5		84 <input type="text"/>		83 <input type="text"/>	<b>0.35</b>
<b>3</b>	4	77 <input type="text"/>		111 <input type="text"/>		<b>0.20</b>
<b>2</b>	3		86 <input type="text"/>		90 <input type="text"/>	<b>0.10</b>
<b>1</b>	2	87 <input type="text"/>				<b>0.00</b>
	1		85 <input type="text"/>		98 <input type="text"/>	

POLE

## Front Of Grid

Car 93 will race for 6 Laps; Cars 103 & 102 will race for 4 Laps

Issue No

Handicapper Signed

CoC

Time

# HANDICAP RACE FOR PRE-WAR CARS (VSCC SET 6)

## LAP TIMES - RACE 9

<b>48</b>	<b>Peter BUTLER</b>									
<b>Lap</b>	<b>1</b>	<b>2</b>	<b>3</b>	<b>4</b>	<b>5</b>	<b>6</b>	<b>7</b>	<b>8</b>	<b>9</b>	<b>10</b>
1	2:31.85	2:30.63	2:30.64	2:28.83	2:33.16					
<b>54</b>	<b>Simon KELLEWAY</b>									
<b>Lap</b>	<b>1</b>	<b>2</b>	<b>3</b>	<b>4</b>	<b>5</b>	<b>6</b>	<b>7</b>	<b>8</b>	<b>9</b>	<b>10</b>
1	2:14.64	2:11.95	2:10.25	2:11.17	2:08.39					
<b>68</b>	<b>Norman PEMBERTON</b>									
<b>Lap</b>	<b>1</b>	<b>2</b>	<b>3</b>	<b>4</b>	<b>5</b>	<b>6</b>	<b>7</b>	<b>8</b>	<b>9</b>	<b>10</b>
1	2:32.10	2:37.32	2:30.36	2:31.52	2:31.75					
<b>77</b>	<b>David ASPLIN</b>									
<b>Lap</b>	<b>1</b>	<b>2</b>	<b>3</b>	<b>4</b>	<b>5</b>	<b>6</b>	<b>7</b>	<b>8</b>	<b>9</b>	<b>10</b>
1	2:26.04	2:21.27	2:22.29							
<b>78</b>	<b>Duncan POTTER</b>									
<b>Lap</b>	<b>1</b>	<b>2</b>	<b>3</b>	<b>4</b>	<b>5</b>	<b>6</b>	<b>7</b>	<b>8</b>	<b>9</b>	<b>10</b>
1	2:27.79	2:21.60	2:22.54	2:20.65	2:27.49					
<b>79</b>	<b>Dennis BINGHAM</b>									
<b>Lap</b>	<b>1</b>	<b>2</b>	<b>3</b>	<b>4</b>	<b>5</b>	<b>6</b>	<b>7</b>	<b>8</b>	<b>9</b>	<b>10</b>
1	2:24.40	2:17.21	2:16.32	2:15.20	2:17.05					
<b>80</b>	<b>Philip BEWLEY</b>									
<b>Lap</b>	<b>1</b>	<b>2</b>	<b>3</b>	<b>4</b>	<b>5</b>	<b>6</b>	<b>7</b>	<b>8</b>	<b>9</b>	<b>10</b>
1	2:20.88	2:15.17	2:15.44	2:14.88	2:13.68					
<b>83</b>	<b>Michael NEW</b>									
<b>Lap</b>	<b>1</b>	<b>2</b>	<b>3</b>	<b>4</b>	<b>5</b>	<b>6</b>	<b>7</b>	<b>8</b>	<b>9</b>	<b>10</b>
1	2:22.97	2:21.05	2:20.15	2:20.44	2:17.66					
<b>84</b>	<b>Cyril HANCOCK</b>									
<b>Lap</b>	<b>1</b>	<b>2</b>	<b>3</b>	<b>4</b>	<b>5</b>	<b>6</b>	<b>7</b>	<b>8</b>	<b>9</b>	<b>10</b>
1	2:42.15	2:40.85	2:35.80	2:37.60	2:36.37					
<b>85</b>	<b>Jamie QUARTERMAINE</b>									
<b>Lap</b>	<b>1</b>	<b>2</b>	<b>3</b>	<b>4</b>	<b>5</b>	<b>6</b>	<b>7</b>	<b>8</b>	<b>9</b>	<b>10</b>
1	2:32.85	2:28.01	2:29.42	2:39.10	2:36.47					
<b>86</b>	<b>Leonard LORD</b>									
<b>Lap</b>	<b>1</b>	<b>2</b>	<b>3</b>	<b>4</b>	<b>5</b>	<b>6</b>	<b>7</b>	<b>8</b>	<b>9</b>	<b>10</b>
1	2:33.64	2:29.96	2:28.92	2:28.15	2:30.44					
<b>87</b>	<b>Noel RUNNELS-MOSS</b>									
<b>Lap</b>	<b>1</b>	<b>2</b>	<b>3</b>	<b>4</b>	<b>5</b>	<b>6</b>	<b>7</b>	<b>8</b>	<b>9</b>	<b>10</b>
1	2:31.61									
<b>90</b>	<b>Roland WOODTLI</b>									
<b>Lap</b>	<b>1</b>	<b>2</b>	<b>3</b>	<b>4</b>	<b>5</b>	<b>6</b>	<b>7</b>	<b>8</b>	<b>9</b>	<b>10</b>
1	2:30.94	2:26.65	2:29.93	2:31.90	2:27.56					

<b>95</b>	<b>George ELBOURN</b>									
<b>Lap</b>	<b>1</b>	<b>2</b>	<b>3</b>	<b>4</b>	<b>5</b>	<b>6</b>	<b>7</b>	<b>8</b>	<b>9</b>	<b>10</b>
1	2:13.88	2:23.21	2:15.67	2:12.02	2:19.50					
<b>102</b>	<b>Anne BOURSOT</b>									
<b>Lap</b>	<b>1</b>	<b>2</b>	<b>3</b>	<b>4</b>	<b>5</b>	<b>6</b>	<b>7</b>	<b>8</b>	<b>9</b>	<b>10</b>
1		2:41.30	2:41.12	2:41.79	2:38.48					
<b>103</b>	<b>George PARKINSON</b>									
<b>Lap</b>	<b>1</b>	<b>2</b>	<b>3</b>	<b>4</b>	<b>5</b>	<b>6</b>	<b>7</b>	<b>8</b>	<b>9</b>	<b>10</b>
1		2:46.57	2:41.75	2:42.19	2:46.48					
<b>111</b>	<b>Oliver RICHARDSON</b>									
<b>Lap</b>	<b>1</b>	<b>2</b>	<b>3</b>	<b>4</b>	<b>5</b>	<b>6</b>	<b>7</b>	<b>8</b>	<b>9</b>	<b>10</b>
1	2:35.25	2:31.13	2:30.47	2:28.94	2:28.20					
<b>175</b>	<b>James RICKETTS</b>									
<b>Lap</b>	<b>1</b>	<b>2</b>	<b>3</b>	<b>4</b>	<b>5</b>	<b>6</b>	<b>7</b>	<b>8</b>	<b>9</b>	<b>10</b>
1	2:13.35	2:23.44	2:09.24	2:10.23	2:23.43					

# Lap Chart

## HANDICAP RACE FOR PRE-WAR CARS (VSCC SET 6) - RACE 9

Lap 1		Lap 2		Lap 3		Lap 4		Lap 5		Lap 6		Lap 7		Lap 8		Lap 9		Lap 10	
No	Time	No	Time	No	Time	No	Time	No	Time	No	Time	No	Time	No	Time	No	Time	No	Time
87	2:35.33	103	4:37.27	103	7:19.02	54	9:48.41	54	11:56.80										
85	2:35.79	102	4:50.89	102	7:32.01	80	9:53.87	80	12:07.55										
90	2:45.13	85	5:03.80	85	7:33.22	103	10:01.21	83	12:22.87										
86	2:48.32	90	5:11.78	77	7:34.38	83	10:05.21	79	12:32.04										
77	2:50.82	77	5:12.09	54	7:37.24	85	10:12.32	90	12:41.17										
111	3:00.92	86	5:18.28	80	7:38.99	90	10:13.61	86	12:45.79										
83	3:03.57	80	5:23.55	90	7:41.71	102	10:13.80	78	12:46.51										
80	3:08.38	83	5:24.62	83	7:44.77	79	10:14.99	175	12:46.76										
78	3:14.23	54	5:26.99	86	7:47.20	86	10:15.35	103	12:47.69										
54	3:15.04	111	5:32.05	78	7:58.37	78	10:19.02	85	12:48.79										
84	3:23.10	78	5:35.83	79	7:59.79	175	10:23.33	95	12:52.04										
79	3:26.26	79	5:43.47	111	8:02.52	111	10:31.46	102	12:52.28										
68	3:33.56	175	6:03.86	175	8:13.10	95	10:32.54	111	12:59.66										
48	3:33.83	84	6:03.95	95	8:20.52	48	11:03.93	48	13:37.09										
175	3:40.42	48	6:04.46	48	8:35.10	68	11:12.76	68	13:44.51										
95	3:41.64	95	6:04.85	84	8:39.75	84	11:17.35	84	13:53.72										
		68	6:10.88	68	8:41.24														





## The Vintage Sports-Car Club

### RACE 10 – SHORT SCRATCH RACE FOR PRE-WAR CARS (VSCC SET 5)

#### RESULT

Pl	No	Cl	Name	Car	Lap	Time	Behind	MPH	Best Lap on	MPH	Handicap
1	3	C	Mark GILLIES	ERA R3A	6	11:00.75		71.50	1:46.85	3	73.69
2	4	C	Nicholas TOPLISS	ERA R4A	6	11:42.70	41.95	67.23	1:55.47	2	68.19
3	10	D	Julian GRIMWADE	Frazer Nash Norris Special	6	11:45.63	44.88	66.96	1:55.40	4	68.23
4	12	C	Tim GREENHILL	Wolseley Hornet Special	6	11:53.16	52.41	66.25	1:55.76	3	68.02 18.60
5	8	B	Pete CANDY	Riley Super Rat	6	11:59.85	59.10	65.63	1:58.74	3	66.32 7.41
6	31	B	Alex PEACOP	Frazer Nash AC	6	12:37.21	1:36.46	62.39	1:59.89	3	65.68 37.87
7	29	B	Richard ILIFFE	Riley Kestrel 12/4 Spl	6	12:39.14	1:38.39	62.24	2:04.26	2	63.37 13.58 *
8	40	B	Andrew KELLOCK	Fiat AC	6	12:41.44	1:40.69	62.05	2:04.04	6	63.48 17.20
9	62	B	Bill CLEYNDERT	Wolseley Hornet Special	6	13:09.64	2:08.89	59.83	2:08.22	2	61.41 20.32
10	80	B	Philip BEWLEY	Bugatti T35	5	11:28.11	1 Lap	57.22	2:14.61	2	58.50 15.06
11	198	A	Hugh BIRLEY	Austin 7 Ulster	5	11:48.71	1 Lap	55.55	2:18.59	2	56.82 15.76

#### Not Classified

26	B	Simon STOKES	Riley Treen	4	8:05.40	DNF	64.89	1:57.81	2	66.84
24	B	Charles JONES	MG L Magna	1	2:13.32	DNF	59.06	2:08.59	1	61.24
43	A	Mark ELDER	Austin Sports Special	1	2:18.17	DNF	56.99	2:12.08	1	59.62

#### Fastest Laps

43	A	Mark ELDER	Austin Sports Special				2:12.08	1	59.62
26	B	Simon STOKES	Riley Treen				1:57.81	2	66.84
3	C	Mark GILLIES	ERA R3A				1:46.85	3	73.69
10	D	Julian GRIMWADE	Frazer Nash Norris Special				1:55.40	4	68.23

#### AWARDS

##### Race Winner, First VSCC 'Standard' Car & 1<sup>st</sup> Class C

	3	C	Mark GILLIES	ERA R3A	
2 <sup>nd</sup>	4	C	Nicholas TOPLISS	ERA R4A	
3 <sup>rd</sup>	10	D	Julian GRIMWADE	Frazer Nash Norris Special	(& 1 <sup>st</sup> Class D)

##### Other Capacity Class Winners

198	A	Hugh BIRLEY	Austin 7 Ulster	(1 <sup>st</sup> Class A)
8	B	Pete CANDY	Riley Super Rat	(1 <sup>st</sup> Class B)

##### First on Handicap

29	B	Richard ILIFFE	Riley Kestrel 12/4 Spl
----	---	----------------	------------------------

# RACE GRID

## SCRATCH RACE FOR PRE-WAR CARS (VSCC SET 5)

### RACE 10

ROW 10	<b>48</b> 02:27.690 Peter BUTLER	<b>80</b> 02:17.210 Philip BEWLEY
ROW 9	<b>198</b> 02:16.540 Hugh BIRLEY	<b>43</b> 02:14.680 Mark ELDER
ROW 8	<b>47</b> 02:14.300 Richard LAKE	<b>62</b> 02:12.910 Bill CLEYNDERT
ROW 7	<b>26</b> 02:10.810 Simon STOKES	<b>41</b> 02:08.930 Ralf EMMERLING
ROW 6	<b>40</b> 02:07.970 Andrew KELLOCK	<b>24</b> 02:07.650 Charles JONES
ROW 5	<b>8</b> 02:06.960 Pete CANDY	<b>7</b> 02:05.540 Julian WILTON
ROW 4	<b>29</b> 02:03.990 Richard ILIFFE	<b>31</b> 02:02.810 Alex PEACOP
ROW 3	<b>93</b> 02:00.770 Tony SEBER	<b>23</b> 01:59.280 Christian PEDERSEN
ROW 2	<b>10</b> 01:58.880 Julian GRIMWADE	<b>12</b> 01:56.450 Tim GREENHILL
ROW 1	<b>4</b> 01:51.220 Nicholas TOPLISS	<b>3</b> 01:47.500 Mark GILLIES

POLE

# SCRATCH RACE FOR PRE-WAR CARS (VSCC SET 5)

## LAP TIMES - RACE 10

<b>3</b>	<b>Mark GILLIES</b>									
<b>Lap</b>	<b>1</b>	<b>2</b>	<b>3</b>	<b>4</b>	<b>5</b>	<b>6</b>	<b>7</b>	<b>8</b>	<b>9</b>	<b>10</b>
1	1:52.37	1:48.98	1:46.85	1:47.80	1:51.05	1:51.66				
<b>4</b>	<b>Nicholas TOPLISS</b>									
<b>Lap</b>	<b>1</b>	<b>2</b>	<b>3</b>	<b>4</b>	<b>5</b>	<b>6</b>	<b>7</b>	<b>8</b>	<b>9</b>	<b>10</b>
1	1:57.13	1:55.47	1:57.01	1:55.94	1:56.13	1:59.04				
<b>8</b>	<b>Pete CANDY</b>									
<b>Lap</b>	<b>1</b>	<b>2</b>	<b>3</b>	<b>4</b>	<b>5</b>	<b>6</b>	<b>7</b>	<b>8</b>	<b>9</b>	<b>10</b>
1	2:00.55	1:59.67	1:58.74	1:58.80	1:58.99	1:58.90				
<b>10</b>	<b>Julian GRIMWADE</b>									
<b>Lap</b>	<b>1</b>	<b>2</b>	<b>3</b>	<b>4</b>	<b>5</b>	<b>6</b>	<b>7</b>	<b>8</b>	<b>9</b>	<b>10</b>
1	1:59.33	1:57.22	1:55.95	1:55.40	1:56.85	1:58.05				
<b>12</b>	<b>Tim GREENHILL</b>									
<b>Lap</b>	<b>1</b>	<b>2</b>	<b>3</b>	<b>4</b>	<b>5</b>	<b>6</b>	<b>7</b>	<b>8</b>	<b>9</b>	<b>10</b>
1	2:02.60	1:56.30	1:55.76	1:56.87	1:57.48	2:01.60				
<b>24</b>	<b>Charles JONES</b>									
<b>Lap</b>	<b>1</b>	<b>2</b>	<b>3</b>	<b>4</b>	<b>5</b>	<b>6</b>	<b>7</b>	<b>8</b>	<b>9</b>	<b>10</b>
1	2:08.59									
<b>26</b>	<b>Simon STOKES</b>									
<b>Lap</b>	<b>1</b>	<b>2</b>	<b>3</b>	<b>4</b>	<b>5</b>	<b>6</b>	<b>7</b>	<b>8</b>	<b>9</b>	<b>10</b>
1	2:05.43	1:57.81	1:58.71	1:57.81						
<b>29</b>	<b>Richard ILIFFE</b>									
<b>Lap</b>	<b>1</b>	<b>2</b>	<b>3</b>	<b>4</b>	<b>5</b>	<b>6</b>	<b>7</b>	<b>8</b>	<b>9</b>	<b>10</b>
1	2:06.93	2:04.26	2:04.77	2:05.15	2:08.62	2:05.27				
<b>31</b>	<b>Alex PEACOP</b>									
<b>Lap</b>	<b>1</b>	<b>2</b>	<b>3</b>	<b>4</b>	<b>5</b>	<b>6</b>	<b>7</b>	<b>8</b>	<b>9</b>	<b>10</b>
1	2:10.86	2:02.07	1:59.89	2:01.59	2:10.56	2:08.43				
<b>40</b>	<b>Andrew KELLOCK</b>									
<b>Lap</b>	<b>1</b>	<b>2</b>	<b>3</b>	<b>4</b>	<b>5</b>	<b>6</b>	<b>7</b>	<b>8</b>	<b>9</b>	<b>10</b>
1	2:10.68	2:05.74	2:05.12	2:05.71	2:05.17	2:04.04				
<b>43</b>	<b>Mark ELDER</b>									
<b>Lap</b>	<b>1</b>	<b>2</b>	<b>3</b>	<b>4</b>	<b>5</b>	<b>6</b>	<b>7</b>	<b>8</b>	<b>9</b>	<b>10</b>
1	2:12.08									
<b>62</b>	<b>Bill CLEYNDERT</b>									
<b>Lap</b>	<b>1</b>	<b>2</b>	<b>3</b>	<b>4</b>	<b>5</b>	<b>6</b>	<b>7</b>	<b>8</b>	<b>9</b>	<b>10</b>
1	2:10.54	2:08.22	2:09.51	2:11.95	2:11.15	2:12.31				
<b>80</b>	<b>Philip BEWLEY</b>									
<b>Lap</b>	<b>1</b>	<b>2</b>	<b>3</b>	<b>4</b>	<b>5</b>	<b>6</b>	<b>7</b>	<b>8</b>	<b>9</b>	<b>10</b>
1	2:15.69	2:14.61	2:15.37	2:16.26	2:17.42					

---

**198 Hugh BIRLEY**

<b>Lap</b>	<b>1</b>	<b>2</b>	<b>3</b>	<b>4</b>	<b>5</b>	<b>6</b>	<b>7</b>	<b>8</b>	<b>9</b>	<b>10</b>
1	2:18.76	2:18.59	2:18.75	2:22.28	2:23.20					

# Lap Chart

## SCRATCH RACE FOR PRE-WAR CARS (VSCC SET 5) - RACE 10

Lap 1		Lap 2		Lap 3		Lap 4		Lap 5		Lap 6		Lap 7		Lap 8		Lap 9		Lap 10	
No	Time	No	Time	No	Time	No	Time	No	Time	No	Time	No	Time	No	Time	No	Time	No	Time
3	1:54.41	3	3:43.39	3	5:30.24	3	7:18.04	3	9:09.09	3	11:00.75								
4	1:59.11	4	3:54.58	4	5:51.59	4	7:47.53	80	9:10.69 *1	80	11:28.11 *1								
10	2:02.16	10	3:59.38	10	5:55.33	10	7:50.73	198	9:25.51 *1	4	11:42.70								
8	2:04.75	12	4:01.45	12	5:57.21	12	7:54.08	4	9:43.66	10	11:45.63								
12	2:05.15	8	4:04.42	8	6:03.16	8	8:01.96	10	9:47.58	198	11:48.71 *1								
29	2:11.07	26	4:08.88	26	6:07.59	26	8:05.40	12	9:51.56	12	11:53.16								
26	2:11.07	29	4:15.33	31	6:16.63	31	8:18.22	8	10:00.95	8	11:59.85								
24	2:13.32	31	4:16.74	29	6:20.10	29	8:25.25	31	10:28.78	31	12:37.21								
31	2:14.67	40	4:21.40	40	6:26.52	40	8:32.23	29	10:33.87	29	12:39.14								
40	2:15.66	62	4:24.72	62	6:34.23	62	8:46.18	40	10:37.40	40	12:41.44								
62	2:16.50	80	4:39.06	80	6:54.43			62	10:57.33	62	13:09.64								
43	2:18.17	198	4:44.48	198	7:03.23														
80	2:24.45																		
198	2:25.89																		