



THE VINTAGE SPORTS-CAR CLUB

# THE HAWTHORN MEMORIAL TROPHIES RACE MEETING

Bonhams



ST. JAMES'S PLACE  
WEALTH MANAGEMENT

OULTON PARK

SATURDAY 21 MAY 2016

**HAGERTY.**  
CLASSIC CAR INSURANCE

## RESULTS

THE VINTAGE SPORTS-CAR CLUB PRESENTS

2016 SEASON

# THE HAWTHORN MEMORIAL TROPHIES

RACE MEETING

AMILCAR

OULTON PARK INTERNATIONAL CIRCUIT  
SATURDAY 21 MAY

RESULTS BY

**hs sports**

HS Sports Ltd Kinetic House,  
Varey Road, Congleton,  
Cheshire CW12 1UW  
Tel. +44 (0)1260 275708  
Fax +44 (0)1260 295625  
[www.hssports.co.uk](http://www.hssports.co.uk)



## The Vintage Sports-Car Club

### RACE I – MORGAN THREE WHEELER CLUB CHALLENGE

#### RESULT

Pl	No	Cl	Name	Car	Lap	Time	Behind	MPH	Best Lap on	MPH
1	47		BIBBY/ ENTICKNAP	Morgan JAP 8/80 Racing	5	12:20.97		65.40	2:25.53	5 66.59
2	30		REYNOLDS/ ASH	Morgan JAP Super Sports	5	13:28.06	1:07.09	59.97	2:33.60	2 63.09
3	811		COWLEY/ BRIDGE	Morgan Matchless Super Aero	5	13:51.21	1:30.24	58.30	2:43.06	4 59.43
4	16		HODGSON/ PEARSON	Morgan Ford F2 Willment	5	13:59.69	1:38.72	57.71	2:44.89	5 58.77
5	38		CLEWS/ WASHINGTON	Morgan Ford Super Elva	5	14:02.37	1:41.40	57.52	2:45.71	5 58.48
6	45		SMITH/ PERRY	Morgan M3W S&S	5	14:03.26	1:42.29	57.46	2:44.53	4 58.90
7	60		PEARSON/ PEARSON	Morgan Ford F2 E93A	5	14:53.59	2:32.62	54.23	2:55.55	3 55.20
8	2		SCRUTON/ SCRUTON	Morgan M3W S&S	5	15:08.46	2:47.49	53.34	2:56.17	2 55.01
9	3		SHERWOOD/ SHERWOOD	Morgan M3W S&S	4	12:42.03	1 Lap	50.87	2:56.72	4 54.84

#### Not Classified

1			STEWART/ Ballast	Morgan JAP Super Aero	3	8:35.69	DNF	56.38	2:41.82	2 59.89
46			BIBBY/ HEANEY	Morgan JAP 8/80 Super Sports	0		Starter			

#### Fastest Lap

47			BIBBY/ ENTICKNAP	Morgan JAP 8/80 Racing					2:25.53	5 66.59
----	--	--	------------------	------------------------	--	--	--	--	---------	---------

#### AWARDS

##### Race Winner & 1<sup>st</sup> Racing Class

47			BIBBY/ ENTICKNAP	Morgan JAP 8/80 Racing
2 <sup>nd</sup>	30		REYNOLDS/ ASH	Morgan JAP Super Sports
3 <sup>rd</sup>	811		COWLEY/ BRIDGE	Morgan Matchless Super Aero

##### Other Class Winners

7	60		PEARSON/ PEARSON	Morgan Ford F2 E93A	(1 <sup>st</sup> Touring Modified Class)
6	45		SMITH/ PERRY	Morgan M3W S&S	(1 <sup>st</sup> 5-Speeder Class)

# MORGAN THREE WHEELER CLUB CHALLENGE

## LAP TIMES - RACE 1

<b>1</b>	<b>STEWART/ BALLAST</b>									
<b>Lap</b>	<b>1</b>	<b>2</b>	<b>3</b>	<b>4</b>	<b>5</b>	<b>6</b>	<b>7</b>	<b>8</b>	<b>9</b>	<b>10</b>
1	2:41.18	2:41.82	3:12.69							
<b>2</b>	<b>SCRUTON/ SCRUTON</b>									
<b>Lap</b>	<b>1</b>	<b>2</b>	<b>3</b>	<b>4</b>	<b>5</b>	<b>6</b>	<b>7</b>	<b>8</b>	<b>9</b>	<b>10</b>
1	3:07.62	2:56.17	3:07.49	2:58.86	2:58.32					
<b>3</b>	<b>SHERWOOD/ SHERWOOD</b>									
<b>Lap</b>	<b>1</b>	<b>2</b>	<b>3</b>	<b>4</b>	<b>5</b>	<b>6</b>	<b>7</b>	<b>8</b>	<b>9</b>	<b>10</b>
1	2:56.85	3:43.20	3:05.26	2:56.72						
<b>16</b>	<b>HODGSON/ PEARSON</b>									
<b>Lap</b>	<b>1</b>	<b>2</b>	<b>3</b>	<b>4</b>	<b>5</b>	<b>6</b>	<b>7</b>	<b>8</b>	<b>9</b>	<b>10</b>
1	2:56.21	2:45.58	2:47.88	2:45.13	2:44.89					
<b>30</b>	<b>REYNOLDS/ ASH</b>									
<b>Lap</b>	<b>1</b>	<b>2</b>	<b>3</b>	<b>4</b>	<b>5</b>	<b>6</b>	<b>7</b>	<b>8</b>	<b>9</b>	<b>10</b>
1	2:40.17	2:33.60	2:40.81	2:44.02	2:49.46					
<b>38</b>	<b>CLEWS/ WASHINGTON</b>									
<b>Lap</b>	<b>1</b>	<b>2</b>	<b>3</b>	<b>4</b>	<b>5</b>	<b>6</b>	<b>7</b>	<b>8</b>	<b>9</b>	<b>10</b>
1	2:54.47	2:47.98	2:47.59	2:46.62	2:45.71					
<b>45</b>	<b>SMITH/ PERRY</b>									
<b>Lap</b>	<b>1</b>	<b>2</b>	<b>3</b>	<b>4</b>	<b>5</b>	<b>6</b>	<b>7</b>	<b>8</b>	<b>9</b>	<b>10</b>
1	3:00.36	2:46.35	2:46.22	2:44.53	2:45.80					
<b>47</b>	<b>BIBBY/ TBA</b>									
<b>Lap</b>	<b>1</b>	<b>2</b>	<b>3</b>	<b>4</b>	<b>5</b>	<b>6</b>	<b>7</b>	<b>8</b>	<b>9</b>	<b>10</b>
1	2:33.02	2:27.32	2:28.08	2:27.02	2:25.53					
<b>60</b>	<b>PEARSON/ PEARSON</b>									
<b>Lap</b>	<b>1</b>	<b>2</b>	<b>3</b>	<b>4</b>	<b>5</b>	<b>6</b>	<b>7</b>	<b>8</b>	<b>9</b>	<b>10</b>
1	3:06.89	2:55.72	2:55.55	2:57.27	2:58.16					
<b>811</b>	<b>COWLEY/ BRIDGE</b>									
<b>Lap</b>	<b>1</b>	<b>2</b>	<b>3</b>	<b>4</b>	<b>5</b>	<b>6</b>	<b>7</b>	<b>8</b>	<b>9</b>	<b>10</b>
1	2:52.56	2:45.10	2:44.98	2:43.06	2:45.51					

# Lap Chart

## MORGAN THREE WHEELER CLUB CHALLENGE - RACE 1


Lap 1		Lap 2		Lap 3		Lap 4		Lap 5		Lap 6		Lap 7		Lap 8		Lap 9		Lap 10	
No	Time	No	Time	No	Time	No	Time	No	Time	No	Time	No	Time	No	Time	No	Time	No	Time
47	2:33.02	47	5:00.34	47	7:28.42	47	9:55.44	47	12:20.97										
30	2:40.17	30	5:13.77	30	7:54.58	30	10:38.60	3	12:42.03 *1										
1	2:41.18	1	5:23.00	811	8:22.64	811	11:05.70	30	13:28.06										
811	2:52.56	811	5:37.66	16	8:29.67	16	11:14.80	811	13:51.21										
38	2:54.47	16	5:41.79	38	8:30.04	38	11:16.66	16	13:59.69										
16	2:56.21	38	5:42.45	45	8:32.93	45	11:17.46	38	14:02.37										
3	2:56.85	45	5:46.71	1	8:35.69	60	11:55.43	45	14:03.26										
45	3:00.36	60	6:02.61	60	8:58.16	2	12:10.14	60	14:53.59										
60	3:06.89	2	6:03.79	2	9:11.28			2	15:08.46										
2	3:07.62	3	6:40.05	3	9:45.31														

# RACE GRID

## MORGAN THREE WHEELER CLUB CHALLENGE

### RACE 1

ROW 6		<b>2</b> 03:15.800 SCRUTON/ SCRUTON	
ROW 5	<b>38</b> 02:57.560 CLEWS/ WASHINGTON		<b>60</b> 03:08.020 PEARSON/ PEARSON
ROW 4		<b>3</b> 02:55.040 SHERWOOD/ SHERWO	<b>811</b> 02:56.970 COWLEY/ BRIDGE
ROW 3	<b>16</b> 02:51.440 HODGSON/ PEARSON		<b>45</b> 02:52.880 SMITH/ PERRY
ROW 2		<b>30</b> 02:40.940 REYNOLDS/ ASH	<b>1</b> 02:41.200 STEWART/ BALLAST
ROW 1	<b>47</b> 02:30.260 BIBBY/ TBA		<b>46</b> 02:40.670 BIBBY/ HEANEY
	<b>POLE</b>		





## The Vintage Sports-Car Club

### RACE 2 – ALL-COMERS SHORT SCRATCH RACE FOR PRE-WAR CARS (VSCC SET 5)

#### RESULT

Pl	No	Cl	Name	Car	Lap	Time	Behind	MPH	Best Lap on	MPH	Handicap
1	3		Mark GILLIES	ERA R3A	4	9:38.53		67.01	2:22.56	2	67.98
2	4		Nicholas TOPLISS	ERA R4A	4	10:05.95	27.42	63.97	2:29.90	4	64.65
3	21		Eddie GIBBS	Frazer Nash Single Seater	4	10:10.22	31.69	63.53	2:29.15	2	64.98
4	19		Tony LEES	AC/GN Cognac	4	10:17.62	39.09	62.76	2:32.88	3	63.39 6.10*
5	23		Dougal CAWLEY	GN/Ford Piglet	4	10:18.34	39.81	62.69	2:30.96	4	64.20 14.50
6	14		Tim GREENHILL	Wolseley Hornet Special	4	10:35.89	57.36	60.96	2:35.01	2	62.52 15.85
7	29		Christian PEDERSEN	Austin 7 Special	4	10:47.34	1:08.81	59.88	2:35.46	4	62.34 25.50
8	30		Charles JONES	MG L Magna	4	10:58.83	1:20.30	58.84	2:39.84	3	60.63 19.47
9	31		Tony SEBER	Wolseley Hornet Special	4	11:05.89	1:27.36	58.22	2:37.51	3	61.53 35.85
10	37		Bo WILLIAMS	Bugatti T35B	4	11:17.38	1:38.85	57.23	2:45.25	3	58.65 16.38
11	40		Richard ILIFFE	Riley Kestrel 12/4 Special	4	11:21.17	1:42.64	56.91	2:43.76	4	59.18 26.13
12	49		Mark ELDER	Austin Sports Special	4	11:22.19	1:43.66	56.82	2:47.79	4	57.76 11.03
13	63		Mark GROVES	Frazer Nash TT Rep	4	11:23.58	1:45.05	56.71	2:46.40	4	58.24 17.98
14	99		John SEBER	Wolseley Hornet Special	4	11:26.30	1:47.77	56.48	2:47.47	4	57.87 16.42
15	52		Nicholas LEES	Riley Special	4	11:39.06	2:00.53	55.45	2:48.74	4	57.43 24.10
16	92		Douglas MONRO	Frazer Nash Super Sports	4	11:56.67	2:18.14	54.09	2:53.47	4	55.87 22.79
17	96		William HILDYARD	Riley Brooklands Special	4	11:58.26	2:19.73	53.97	2:53.00	3	56.02 26.26
18	98		Nick HAYWARD-COOK	Austin 7 Monoposto	4	11:59.98	2:21.45	53.84	2:48.09	3	57.65 47.62
19	11		Philip BEWLEY	Bugatti T35	4	12:39.81	3:01.28	51.02	2:54.47	3	55.55 61.93
20	54		David DANIELS	Riley Grebe Replica	4	12:40.36	3:01.83	50.98	3:03.28	4	52.88 27.24
21	90		Jamie QUARTERMAINE	Vauxhall Quartermaine	3	9:43.65	1 Lap	49.81	3:09.26	3	51.21 15.87

#### Not Classified

46	Thomas HARDMAN	MG Bellevue Special	3	8:45.18	DNF	55.36	2:41.94	2	59.84
9	Stephen SHOOSMITH	Bugatti T51	1	3:10.87	DNF	50.77		0	0.00

#### Fastest Lap

3	Mark GILLIES	ERA R3A					2:22.56	2	67.98
---	--------------	---------	--	--	--	--	---------	---	-------

#### AWARDS

##### Race Winner, First VSCC 'Standard' Car & 1<sup>st</sup> Class C

3	Mark GILLIES	ERA R3A	
2 <sup>nd</sup>	4	Nicholas TOPLISS	ERA R4A
3 <sup>rd</sup>	21	Eddie GIBBS	Frazer Nash Single Seater (& 1 <sup>st</sup> Class B)

##### Other Capacity Class Winners

29	Christian PEDERSEN	Austin 7 Special	(1 <sup>st</sup> Class A)
23	Dougal CAWLEY	GN/Ford Piglet	(1 <sup>st</sup> Class D)

##### First on Handicap

19	Tony LEES	AC/GN Cognac
----	-----------	--------------

# SCRATCH RACE FOR PRE-WAR CARS

## LAP TIMES - RACE 2

<b>3</b>	<b>Mark GILLIES</b>										
	<b>Lap</b>	<b>1</b>	<b>2</b>	<b>3</b>	<b>4</b>	<b>5</b>	<b>6</b>	<b>7</b>	<b>8</b>	<b>9</b>	<b>10</b>
	1	2:28.38	2:22.56	2:23.27	2:24.32						
<b>4</b>	<b>Nicholas TOPLISS</b>										
	<b>Lap</b>	<b>1</b>	<b>2</b>	<b>3</b>	<b>4</b>	<b>5</b>	<b>6</b>	<b>7</b>	<b>8</b>	<b>9</b>	<b>10</b>
	1	2:32.50	2:31.45	2:32.10	2:29.90						
<b>9</b>	<b>Stephen SHOOSMITH</b>										
	<b>Lap</b>	<b>1</b>	<b>2</b>	<b>3</b>	<b>4</b>	<b>5</b>	<b>6</b>	<b>7</b>	<b>8</b>	<b>9</b>	<b>10</b>
	1	3:10.87									
<b>11</b>	<b>Philip BEWLEY</b>										
	<b>Lap</b>	<b>1</b>	<b>2</b>	<b>3</b>	<b>4</b>	<b>5</b>	<b>6</b>	<b>7</b>	<b>8</b>	<b>9</b>	<b>10</b>
	1	3:09.50	2:57.95	2:54.47	3:37.89						
<b>14</b>	<b>Tim GREENHILL</b>										
	<b>Lap</b>	<b>1</b>	<b>2</b>	<b>3</b>	<b>4</b>	<b>5</b>	<b>6</b>	<b>7</b>	<b>8</b>	<b>9</b>	<b>10</b>
	1	2:47.56	2:35.01	2:35.72	2:37.60						
<b>19</b>	<b>Tony LEES</b>										
	<b>Lap</b>	<b>1</b>	<b>2</b>	<b>3</b>	<b>4</b>	<b>5</b>	<b>6</b>	<b>7</b>	<b>8</b>	<b>9</b>	<b>10</b>
	1	2:37.16	2:33.60	2:32.88	2:33.98						
<b>21</b>	<b>Eddie GIBBS</b>										
	<b>Lap</b>	<b>1</b>	<b>2</b>	<b>3</b>	<b>4</b>	<b>5</b>	<b>6</b>	<b>7</b>	<b>8</b>	<b>9</b>	<b>10</b>
	1	2:37.75	2:29.15	2:30.97	2:32.35						
<b>23</b>	<b>Dougal CAWLEY</b>										
	<b>Lap</b>	<b>1</b>	<b>2</b>	<b>3</b>	<b>4</b>	<b>5</b>	<b>6</b>	<b>7</b>	<b>8</b>	<b>9</b>	<b>10</b>
	1	2:43.39	2:32.11	2:31.88	2:30.96						
<b>29</b>	<b>Christian PEDERSEN</b>										
	<b>Lap</b>	<b>1</b>	<b>2</b>	<b>3</b>	<b>4</b>	<b>5</b>	<b>6</b>	<b>7</b>	<b>8</b>	<b>9</b>	<b>10</b>
	1	2:51.17	2:42.39	2:38.32	2:35.46						
<b>30</b>	<b>Charles JONES</b>										
	<b>Lap</b>	<b>1</b>	<b>2</b>	<b>3</b>	<b>4</b>	<b>5</b>	<b>6</b>	<b>7</b>	<b>8</b>	<b>9</b>	<b>10</b>
	1	2:56.36	2:41.75	2:39.84	2:40.88						
<b>31</b>	<b>Tony SEBER</b>										
	<b>Lap</b>	<b>1</b>	<b>2</b>	<b>3</b>	<b>4</b>	<b>5</b>	<b>6</b>	<b>7</b>	<b>8</b>	<b>9</b>	<b>10</b>
	1	2:48.91	2:58.23	2:37.51	2:41.24						
<b>37</b>	<b>Bo WILLIAMS</b>										
	<b>Lap</b>	<b>1</b>	<b>2</b>	<b>3</b>	<b>4</b>	<b>5</b>	<b>6</b>	<b>7</b>	<b>8</b>	<b>9</b>	<b>10</b>
	1	2:58.21	2:46.06	2:45.25	2:47.86						
<b>40</b>	<b>Richard ILIFFE</b>										
	<b>Lap</b>	<b>1</b>	<b>2</b>	<b>3</b>	<b>4</b>	<b>5</b>	<b>6</b>	<b>7</b>	<b>8</b>	<b>9</b>	<b>10</b>
	1	3:02.35	2:49.19	2:45.87	2:43.76						

<b>46</b>	<b>Thomas HARDMAN</b>									
<b>Lap</b>	<b>1</b>	<b>2</b>	<b>3</b>	<b>4</b>	<b>5</b>	<b>6</b>	<b>7</b>	<b>8</b>	<b>9</b>	<b>10</b>
1	3:10.75	2:41.94	2:52.49							
<b>49</b>	<b>Mark ELDER</b>									
<b>Lap</b>	<b>1</b>	<b>2</b>	<b>3</b>	<b>4</b>	<b>5</b>	<b>6</b>	<b>7</b>	<b>8</b>	<b>9</b>	<b>10</b>
1	2:56.11	2:49.51	2:48.78	2:47.79						
<b>52</b>	<b>Nicholas LEES</b>									
<b>Lap</b>	<b>1</b>	<b>2</b>	<b>3</b>	<b>4</b>	<b>5</b>	<b>6</b>	<b>7</b>	<b>8</b>	<b>9</b>	<b>10</b>
1	3:09.16	2:50.96	2:50.20	2:48.74						
<b>54</b>	<b>David DANIELS</b>									
<b>Lap</b>	<b>1</b>	<b>2</b>	<b>3</b>	<b>4</b>	<b>5</b>	<b>6</b>	<b>7</b>	<b>8</b>	<b>9</b>	<b>10</b>
1	3:22.55	3:06.43	3:08.10	3:03.28						
<b>63</b>	<b>Mark GROVES</b>									
<b>Lap</b>	<b>1</b>	<b>2</b>	<b>3</b>	<b>4</b>	<b>5</b>	<b>6</b>	<b>7</b>	<b>8</b>	<b>9</b>	<b>10</b>
1	2:57.82	2:51.45	2:47.91	2:46.40						
<b>90</b>	<b>Jamie QUARTERMAINE</b>									
<b>Lap</b>	<b>1</b>	<b>2</b>	<b>3</b>	<b>4</b>	<b>5</b>	<b>6</b>	<b>7</b>	<b>8</b>	<b>9</b>	<b>10</b>
1	3:24.06	3:10.33	3:09.26							
<b>92</b>	<b>Douglas MONRO</b>									
<b>Lap</b>	<b>1</b>	<b>2</b>	<b>3</b>	<b>4</b>	<b>5</b>	<b>6</b>	<b>7</b>	<b>8</b>	<b>9</b>	<b>10</b>
1	3:10.37	2:54.10	2:58.73	2:53.47						
<b>96</b>	<b>William HILDYARD</b>									
<b>Lap</b>	<b>1</b>	<b>2</b>	<b>3</b>	<b>4</b>	<b>5</b>	<b>6</b>	<b>7</b>	<b>8</b>	<b>9</b>	<b>10</b>
1	3:14.39	2:54.69	2:53.00	2:56.18						
<b>98</b>	<b>Nick HAYWARD-COOK</b>									
<b>Lap</b>	<b>1</b>	<b>2</b>	<b>3</b>	<b>4</b>	<b>5</b>	<b>6</b>	<b>7</b>	<b>8</b>	<b>9</b>	<b>10</b>
1	3:04.81	2:58.70	2:48.09	3:08.38						
<b>99</b>	<b>John SEBER</b>									
<b>Lap</b>	<b>1</b>	<b>2</b>	<b>3</b>	<b>4</b>	<b>5</b>	<b>6</b>	<b>7</b>	<b>8</b>	<b>9</b>	<b>10</b>
1	3:00.80	2:49.65	2:48.38	2:47.47						



# Lap Chart

## SCRATCH RACE FOR PRE-WAR CARS - RACE 2

Lap 1		Lap 2		Lap 3		Lap 4		Lap 5		Lap 6		Lap 7		Lap 8		Lap 9		Lap 10	
No	Time	No	Time	No	Time	No	Time	No	Time	No	Time	No	Time	No	Time	No	Time	No	Time
3	2:28.38	3	4:50.94	3	7:14.21	3	9:38.53												
4	2:32.50	4	5:03.95	4	7:36.05	90	9:43.65	*1											
19	2:37.16	21	5:06.90	21	7:37.87	4	10:05.95												
21	2:37.75	19	5:10.76	19	7:43.64	21	10:10.22												
23	2:43.39	23	5:15.50	23	7:47.38	19	10:17.62												
14	2:47.56	14	5:22.57	14	7:58.29	23	10:18.34												
31	2:48.91	29	5:33.56	29	8:11.88	14	10:35.89												
29	2:51.17	30	5:38.11	30	8:17.95	29	10:47.34												
49	2:56.11	37	5:44.27	31	8:24.65	30	10:58.83												
30	2:56.36	49	5:45.62	37	8:29.52	31	11:05.89												
63	2:57.82	31	5:47.14	49	8:34.40	37	11:17.38												
37	2:58.21	63	5:49.27	63	8:37.18	40	11:21.17												
99	3:00.80	99	5:50.45	40	8:37.41	49	11:22.19												
40	3:02.35	40	5:51.54	99	8:38.83	63	11:23.58												
98	3:04.81	46	5:52.69	46	8:45.18	99	11:26.30												
52	3:09.16	52	6:00.12	52	8:50.32	52	11:39.06												
11	3:09.50	98	6:03.51	98	8:51.60	92	11:56.67												
92	3:10.37	92	6:04.47	11	9:01.92	96	11:58.26												
46	3:10.75	11	6:07.45	96	9:02.08	98	11:59.98												
9	3:10.87	96	6:09.08	92	9:03.20	11	12:39.81												
96	3:14.39	54	6:28.98	54	9:37.08	54	12:40.36												
54	3:22.55	90	6:34.39																
90	3:24.06																		

# RACE GRID

## SCRATCH RACE FOR PRE-WAR CARS

### RACE 2

ROW 12	<b>54</b> 03:16.180 David DANIELS	<b>90</b> 03:28.900 Jamie QUARTERMAINE
ROW 11	<b>52</b> 02:59.180 Nicholas LEES	<b>96</b> 03:04.400 William HILDYARD
ROW 10	<b>40</b> 02:57.090 Richard ILIFFE	<b>92</b> 02:58.840 Douglas MONRO
ROW 9	<b>98</b> 02:55.320 Nick HAYWARD-COOK	<b>46</b> 02:56.770 Thomas HARDMAN
ROW 8	<b>30</b> 02:52.960 Charles JONES	<b>99</b> 02:54.800 John SEBER
ROW 7	<b>37</b> 02:49.880 Bo WILLIAMS	<b>27</b> 02:51.100 Ian BAXTER
ROW 6	<b>23</b> 02:47.960 Dougal CAWLEY	<b>11</b> 02:49.120 Philip BEWLEY
ROW 5	<b>29</b> 02:45.150 Christian PEDERSEN	<b>63</b> 02:47.460 Mark GROVES
ROW 4	<b>9</b> 02:40.390 Stephen SHOOSMITH	<b>49</b> 02:43.840 Mark ELDER
ROW 3	<b>14</b> 02:36.760 Tim GREENHILL	<b>19</b> 02:37.340 Tony LEES
ROW 2	<b>4</b> 02:32.300 Nicholas TOPLISS	<b>21</b> 02:33.010 Eddie GIBBS
ROW 1	<b>3</b> 02:18.930 Mark GILLIES	<b>31</b> 02:30.770 Tony SEBER

POLE



## The Vintage Sports-Car Club

### RACE 3 – HRDC ALLSTARS FOR PRE-1966 SPORTS, GT & TOURING CARS

#### RESULT

Pl	No	Cl	Name	Car	Lap	Time	Behind	MPH	Best Lap on	MPH
1	8	GT	Mark HALSTEAD	Lotus Elan 26R	14	30:56.53		73.08	2:08.12	10 75.64
2	1	TC	Augusto PERFETTI	Ford Lotus Cortina Mk I	14	31:25.33	28.80	71.96	2:10.46	14 74.28
3	24	TC	Jonathan LEWIS	Austin Cooper S	14	31:32.40	35.87	71.70	2:11.23	10 73.85
4	60	GT	Bill WATT	Lotus Elan S2	14	32:56.73	2:00.20	68.64	2:14.00	13 72.32
5	36	GT	Brian SMALL	Ashley MG Midget	14	32:59.81	2:03.28	68.53	2:14.26	14 72.18
6	2	TC	Julian CROSSLEY	Austin Mini	14	33:00.48	2:03.95	68.51	2:13.95	14 72.35
7	75	GT	Brian ROBINSON	MGB Roadster	14	33:01.89	2:05.36	68.46	2:14.58	14 72.01
8	5	GT	John YEA	MGB Roadster	14	33:09.19	2:12.66	68.21	2:16.38	12 71.06
9	177	ACD	Mike JORDAN	Austin A30 Academy	13	31:36.82	1 Lap	66.42	2:21.80	13 68.34
10	110	ACD	David WEBBER	Austin A35 Academy	13	31:36.96	1 Lap	66.41	2:21.78	13 68.35
11	76	GT	Thomas GRINDALL	MG W&P GT	13	31:52.46	1 Lap	65.88	2:18.79	9 69.83
12	11	TC	Ding BOSTON	Riley 1.5	13	31:54.13	1 Lap	65.82	2:19.95	13 69.25
13	81	TC	Ed GLAISTER	Ford Anglia 100E	13	32:13.99	1 Lap	65.14	2:23.72	13 67.43
14	102	ACD	Chris BINGHAM	Austin A35 Academy	13	32:35.72	1 Lap	64.42	2:24.27	9 67.17
15	135	ACD	Duncan PITTAWAY	Austin A35 Academy	13	32:36.75	1 Lap	64.39	2:24.10	13 67.25
16	112	ACD	John CLELAND	Austin A30 Academy	13	33:17.77	1 Lap	63.06	2:29.42	12 64.86
17	771	GT	Robert CREW	MGB Roadster	12	31:43.75	2 Laps	61.09	2:32.73	12 63.45
18	54	TC	Tony HALL	Vauxhall VX4/90	12	32:05.77	2 Laps	60.39	2:33.01	12 63.34
19	173	ACD	Julian GRINDALL	Austin A35 Academy	12	32:06.45	2 Laps	60.37	2:32.71	12 63.46
20	151	ACD	Anthony LUCAS	Austin A35 Academy	12	32:06.81	2 Laps	60.36	2:32.66	12 63.48
21	122	ACD	Joel HAWKINS	Austin A35 Academy	12	32:27.70	2 Laps	59.71	2:34.94	12 62.55
22	89	GT	Piers TOWNSEND	Daimler SP250	12	32:53.73	2 Laps	58.92	2:39.17	5 60.89

#### Fastest Lap

8	GT	Mark HALSTEAD	Lotus Elan 26R	2:08.12	10	75.64
1	TC	Augusto PERFETTI	Ford Lotus Cortina Mk I	2:10.46	14	74.28
110	ACD	David WEBBER	Austin A35 Academy	2:21.78	13	68.35

#### AWARDS

##### Race Winner & 1<sup>st</sup> GT Class

8	GT	Mark HALSTEAD	Lotus Elan 26R	
2 <sup>nd</sup>	1	TC	Augusto PERFETTI	Ford Lotus Cortina Mk I
3 <sup>rd</sup>	24	TC	Jonathan LEWIS	Austin Cooper S

(& 1<sup>st</sup> Touring Class)

##### Other Class Winner

177	ACD	Mike JORDAN	Austin A30 Academy	(1 <sup>st</sup> HRDC Academy Class)
-----	-----	-------------	--------------------	--------------------------------------

# HRDC ALLSTARS FOR PRE-1966 SPORTS, GT & TOURING CARS

## LAP TIMES - RACE 3

<b>1</b>	<b>Augusto PERFETTI</b>									
<b>Lap</b>	<b>1</b>	<b>2</b>	<b>3</b>	<b>4</b>	<b>5</b>	<b>6</b>	<b>7</b>	<b>8</b>	<b>9</b>	<b>10</b>
1	2:29.69	2:17.15	2:16.45	2:13.29	2:14.09	2:15.51	2:14.17	2:12.44	2:11.07	2:12.31
11	2:12.67	2:13.06	2:12.97	2:10.46						
<b>2</b>	<b>Julian CROSSLEY</b>									
<b>Lap</b>	<b>1</b>	<b>2</b>	<b>3</b>	<b>4</b>	<b>5</b>	<b>6</b>	<b>7</b>	<b>8</b>	<b>9</b>	<b>10</b>
1	2:45.01	2:27.63	2:24.15	2:21.51	2:21.46	2:21.80	2:19.95	2:18.74	2:18.20	2:19.21
11	2:17.58	2:15.81	2:15.48	2:13.95						
<b>5</b>	<b>John YEA</b>									
<b>Lap</b>	<b>1</b>	<b>2</b>	<b>3</b>	<b>4</b>	<b>5</b>	<b>6</b>	<b>7</b>	<b>8</b>	<b>9</b>	<b>10</b>
1	2:40.27	2:28.31	2:24.83	2:23.83	2:22.32	2:21.65	2:20.12	2:18.53	2:19.62	2:19.86
11	2:17.99	2:16.38	2:17.63	2:17.85						
<b>8</b>	<b>Mark HALSTEAD</b>									
<b>Lap</b>	<b>1</b>	<b>2</b>	<b>3</b>	<b>4</b>	<b>5</b>	<b>6</b>	<b>7</b>	<b>8</b>	<b>9</b>	<b>10</b>
1	2:22.61	2:14.48	2:14.79	2:13.76	2:12.73	2:13.38	2:10.99	2:10.69	2:08.62	2:08.12
11	2:13.79	2:13.63	2:10.64	2:08.30						
<b>11</b>	<b>Ding BOSTON</b>									
<b>Lap</b>	<b>1</b>	<b>2</b>	<b>3</b>	<b>4</b>	<b>5</b>	<b>6</b>	<b>7</b>	<b>8</b>	<b>9</b>	<b>10</b>
1	2:42.25	2:31.81	2:28.70	2:27.81	2:26.94	2:28.20	2:25.47	2:23.91	2:24.86	2:24.74
11	2:27.79	2:21.70	2:19.95							
<b>24</b>	<b>Jonathan LEWIS</b>									
<b>Lap</b>	<b>1</b>	<b>2</b>	<b>3</b>	<b>4</b>	<b>5</b>	<b>6</b>	<b>7</b>	<b>8</b>	<b>9</b>	<b>10</b>
1	2:27.16	2:19.21	2:17.02	2:15.59	2:14.42	2:14.85	2:14.21	2:12.63	2:11.94	2:11.23
11	2:15.28	2:12.43	2:14.10	2:12.33						
<b>36</b>	<b>Brian SMALL</b>									
<b>Lap</b>	<b>1</b>	<b>2</b>	<b>3</b>	<b>4</b>	<b>5</b>	<b>6</b>	<b>7</b>	<b>8</b>	<b>9</b>	<b>10</b>
1	2:37.94	2:28.08	2:24.80	2:23.51	2:24.01	2:22.59	2:20.13	2:18.30	2:18.95	2:19.00
11	2:17.58	2:15.68	2:14.98	2:14.26						
<b>54</b>	<b>Tony HALL</b>									
<b>Lap</b>	<b>1</b>	<b>2</b>	<b>3</b>	<b>4</b>	<b>5</b>	<b>6</b>	<b>7</b>	<b>8</b>	<b>9</b>	<b>10</b>
1	2:58.82	2:46.62	2:43.24	2:39.37	2:38.15	2:37.60	2:35.57	2:34.53	2:39.80	2:40.95
11	2:38.11	2:33.01								
<b>60</b>	<b>Bill WATT</b>									
<b>Lap</b>	<b>1</b>	<b>2</b>	<b>3</b>	<b>4</b>	<b>5</b>	<b>6</b>	<b>7</b>	<b>8</b>	<b>9</b>	<b>10</b>
1	2:44.16	2:27.09	2:25.11	2:21.36	2:19.65	2:20.88	2:19.44	2:18.99	2:17.76	2:19.17
11	2:18.81	2:15.52	2:14.00	2:14.79						
<b>75</b>	<b>Brian ROBINSON</b>									
<b>Lap</b>	<b>1</b>	<b>2</b>	<b>3</b>	<b>4</b>	<b>5</b>	<b>6</b>	<b>7</b>	<b>8</b>	<b>9</b>	<b>10</b>
1	2:37.49	2:29.12	2:25.03	2:23.32	2:22.29	2:22.66	2:20.54	2:18.26	2:18.39	2:21.60
11	2:17.46	2:16.10	2:15.05	2:14.58						

<b>76</b>	<b>Thomas GRINDALL</b>									
<b>Lap</b>	<b>1</b>	<b>2</b>	<b>3</b>	<b>4</b>	<b>5</b>	<b>6</b>	<b>7</b>	<b>8</b>	<b>9</b>	<b>10</b>
1	2:47.40	2:30.96	2:29.02	2:28.68	2:24.93	2:24.08	2:21.41	2:19.73	2:18.79	2:24.57
11	2:36.90	2:26.01	2:19.98							
<b>81</b>	<b>Ed GLAISTER</b>									
<b>Lap</b>	<b>1</b>	<b>2</b>	<b>3</b>	<b>4</b>	<b>5</b>	<b>6</b>	<b>7</b>	<b>8</b>	<b>9</b>	<b>10</b>
1	2:46.89	2:30.90	2:28.82	2:28.92	2:29.28	2:27.23	2:25.99	2:25.32	2:24.59	2:29.29
11	2:27.57	2:25.47	2:23.72							
<b>89</b>	<b>Piers TOWNSEND</b>									
<b>Lap</b>	<b>1</b>	<b>2</b>	<b>3</b>	<b>4</b>	<b>5</b>	<b>6</b>	<b>7</b>	<b>8</b>	<b>9</b>	<b>10</b>
1	3:00.74	2:46.61	2:43.32	2:41.57	2:39.17	2:42.32	2:44.59	2:42.85	2:42.69	2:45.38
11	2:43.85	2:40.64								
<b>102</b>	<b>Chris BINGHAM</b>									
<b>Lap</b>	<b>1</b>	<b>2</b>	<b>3</b>	<b>4</b>	<b>5</b>	<b>6</b>	<b>7</b>	<b>8</b>	<b>9</b>	<b>10</b>
1	2:43.51	2:32.72	2:29.76	2:28.56	2:28.46	2:26.85	2:26.19	2:25.35	2:24.27	2:52.27
11	2:27.43	2:26.03	2:24.32							
<b>110</b>	<b>David WEBBER</b>									
<b>Lap</b>	<b>1</b>	<b>2</b>	<b>3</b>	<b>4</b>	<b>5</b>	<b>6</b>	<b>7</b>	<b>8</b>	<b>9</b>	<b>10</b>
1	2:39.83	2:29.86	2:28.62	2:25.25	2:25.94	2:24.34	2:23.64	2:23.29	2:23.34	2:24.35
11	2:24.01	2:22.71	2:21.78							
<b>112</b>	<b>John CLELAND</b>									
<b>Lap</b>	<b>1</b>	<b>2</b>	<b>3</b>	<b>4</b>	<b>5</b>	<b>6</b>	<b>7</b>	<b>8</b>	<b>9</b>	<b>10</b>
1	2:50.06	2:32.75	2:42.70	2:34.04	2:32.09	2:32.49	2:31.51	2:29.59	2:29.98	2:32.29
11	2:30.47	2:29.42	2:30.38							
<b>122</b>	<b>Joel HAWKINS</b>									
<b>Lap</b>	<b>1</b>	<b>2</b>	<b>3</b>	<b>4</b>	<b>5</b>	<b>6</b>	<b>7</b>	<b>8</b>	<b>9</b>	<b>10</b>
1	3:03.27	2:49.44	2:44.41	2:42.11	2:40.58	2:38.53	2:37.93	2:38.50	2:40.97	2:40.64
11	2:36.38	2:34.94								
<b>135</b>	<b>Duncan PITTAWAY</b>									
<b>Lap</b>	<b>1</b>	<b>2</b>	<b>3</b>	<b>4</b>	<b>5</b>	<b>6</b>	<b>7</b>	<b>8</b>	<b>9</b>	<b>10</b>
1	2:49.13	2:33.09	2:31.52	2:30.60	2:30.22	2:29.83	2:29.23	2:27.41	2:28.30	2:30.41
11	2:26.98	2:25.93	2:24.10							
<b>151</b>	<b>Anthony LUCAS</b>									
<b>Lap</b>	<b>1</b>	<b>2</b>	<b>3</b>	<b>4</b>	<b>5</b>	<b>6</b>	<b>7</b>	<b>8</b>	<b>9</b>	<b>10</b>
1	3:01.43	2:47.36	2:42.47	2:38.15	2:39.20	2:37.05	2:35.14	2:33.88	2:39.94	2:41.13
11	2:38.40	2:32.66								
<b>173</b>	<b>Julian GRINDALL</b>									
<b>Lap</b>	<b>1</b>	<b>2</b>	<b>3</b>	<b>4</b>	<b>5</b>	<b>6</b>	<b>7</b>	<b>8</b>	<b>9</b>	<b>10</b>
1	3:01.11	2:47.28	2:42.57	2:37.91	2:39.05	2:37.45	2:35.10	2:33.90	2:39.89	2:40.97
11	2:38.51	2:32.71								
<b>177</b>	<b>Mike JORDAN</b>									
<b>Lap</b>	<b>1</b>	<b>2</b>	<b>3</b>	<b>4</b>	<b>5</b>	<b>6</b>	<b>7</b>	<b>8</b>	<b>9</b>	<b>10</b>
1	2:39.23	2:28.80	2:28.38	2:26.95	2:25.96	2:24.33	2:23.75	2:23.23	2:23.07	2:24.08
11	2:24.51	2:22.73	2:21.80							

---

**771 Robert CREW**

<b>Lap</b>	<b>1</b>	<b>2</b>	<b>3</b>	<b>4</b>	<b>5</b>	<b>6</b>	<b>7</b>	<b>8</b>	<b>9</b>	<b>10</b>
1	3:01.83	2:44.13	2:37.77	2:36.63	2:36.31	2:35.81	2:34.16	2:33.83	2:37.26	2:40.17
11	2:33.12	2:32.73								

# Lap Chart

## HRDC ALLSTARS FOR PRE-1966 SPORTS, GT & TOURING CARS - RACE 3

Lap 1		Lap 2		Lap 3		Lap 4		Lap 5		Lap 6		Lap 7		Lap 8		Lap 9		Lap 10	
No	Time	No	Time	No	Time	No	Time	No	Time	No	Time	No	Time	No	Time	No	Time	No	Time
8	2:22.61	8	4:37.09	8	6:51.88	8	9:05.64	8	11:18.37	8	13:31.75	8	15:42.74	8	17:53.43	8	20:02.05	8	22:10.17
24	2:27.16	24	4:46.37	1	7:03.29	1	9:16.58	122	11:19.23 *1	771	13:36.67 *1	112	15:44.13 *1	135	17:53.62 *1	81	20:03.35 *1	11	22:19.95 *1
1	2:29.69	1	4:46.84	24	7:03.39	24	9:18.98	1	11:30.67	1	13:46.18	1	16:00.35	1	18:12.79	135	20:21.03 *1	102	22:25.67 *1
75	2:37.49	36	5:06.02	36	7:30.82	36	9:54.33	24	11:33.40	54	13:46.20 *1	24	16:02.46	24	18:15.09	1	20:23.86	81	22:27.94 *1
36	2:37.94	75	5:06.61	75	7:31.64	75	9:54.96	75	12:17.25	173	13:47.92 *1	771	16:12.48 *1	112	18:15.64 *1	24	20:27.03	1	22:36.17
177	2:39.23	177	5:08.03	5	7:33.41	5	9:57.24	60	12:17.37	24	13:48.25	54	16:23.80 *1	771	18:46.64 *1	112	20:45.23 *1	24	22:38.26
110	2:39.83	5	5:08.58	60	7:36.36	60	9:57.72	36	12:18.34	151	13:48.61 *1	173	16:25.37 *1	54	18:59.37 *1	771	21:20.47 *1	135	22:49.33 *1
5	2:40.27	110	5:09.69	177	7:36.41	2	9:58.30	5	12:19.56	89	13:51.41 *1	151	16:25.66 *1	173	19:00.47 *1	54	21:33.90 *1	112	23:15.21 *1
11	2:42.25	60	5:11.25	2	7:36.79	177	10:03.36	2	12:19.76	122	13:59.81 *1	89	16:33.73 *1	151	19:00.80 *1	173	21:34.37 *1	60	23:53.61
102	2:43.51	2	5:12.64	110	7:38.31	110	10:03.56	177	12:29.32	60	14:38.25	122	16:38.34 *1	122	19:16.27 *1	60	21:34.44	36	23:57.31
60	2:44.16	11	5:14.06	11	7:42.76	11	10:10.57	110	12:29.50	75	14:39.91	60	16:57.69	60	19:16.68	151	21:34.68 *1	2	23:57.66
2	2:45.01	102	5:16.23	102	7:45.99	102	10:14.55	11	12:37.51	36	14:40.93	75	17:00.45	89	19:18.32 *1	75	21:37.10	771	23:57.73 *1
81	2:46.89	81	5:17.79	81	7:46.61	81	10:15.53	76	12:40.99	5	14:41.21	36	17:01.06	75	19:18.71	36	21:38.31	75	23:58.70
76	2:47.40	76	5:18.36	76	7:47.38	76	10:16.06	102	12:43.01	2	14:41.56	5	17:01.33	36	19:19.36	2	21:38.45	5	23:59.34
135	2:49.13	135	5:22.22	135	7:53.74	135	10:24.34	81	12:44.81	177	14:53.65	2	17:01.51	5	19:19.86	5	21:39.48	54	24:13.70 *1
112	2:50.06	112	5:22.81	112	8:05.51	112	10:39.55	135	12:54.56	110	14:53.84	177	17:17.40	2	19:20.25	122	21:54.77 *1	173	24:14.26 *1
54	2:58.82	54	5:45.44	771	8:23.73	771	11:00.36	112	13:11.64	76	15:05.07	110	17:17.48	177	19:40.63	89	22:01.17 *1	151	24:14.62 *1
89	3:00.74	771	5:45.96	54	8:28.68	54	11:08.05			11	15:05.71	76	17:26.48	110	19:40.77	177	22:03.70		
173	3:01.11	89	5:47.35	89	8:30.67	173	11:08.87			102	15:09.86	11	17:31.18	76	19:46.21	110	22:04.11		
151	3:01.43	173	5:48.39	173	8:30.96	151	11:09.41			81	15:12.04	102	17:36.05	11	19:55.09	76	22:05.00		
771	3:01.83	151	5:48.79	151	8:31.26	89	11:12.24			135	15:24.39	81	17:38.03	102	20:01.40				
122	3:03.27	122	5:52.71	122	8:37.12														

# Lap Chart


## HRDC ALLSTARS FOR PRE-1966 SPORTS, GT & TOURING CARS - RACE 3

Lap 11		Lap 12		Lap 13		Lap 14		Lap 15		Lap 16		Lap 17		Lap 18		Lap 19		Lap 20	
No	Time	No	Time	No	Time	No	Time	No	Time	No	Time	No	Time	No	Time	No	Time	No	Time
8	24:23.96	8	26:37.59	8	28:48.23	8	30:56.53												
177	24:27.78 *1	771	26:37.90 *2	771	29:11.02 *2	1	31:25.33												
110	24:28.46 *1	177	26:52.29 *1	1	29:14.87	24	31:32.40												
76	24:29.57 *1	110	26:52.47 *1	177	29:15.02 *1	177	31:36.82 *1												
122	24:35.74 *2	54	26:54.65 *2	110	29:15.18 *1	110	31:36.96 *1												
89	24:43.86 *2	173	26:55.23 *2	24	29:20.07	771	31:43.75 *2												
11	24:44.69 *1	151	26:55.75 *2	76	29:32.48 *1	76	31:52.46 *1												
1	24:48.84	1	27:01.90	54	29:32.76 *2	11	31:54.13 *1												
24	24:53.54	24	27:05.97	173	29:33.74 *2	54	32:05.77 *2												
81	24:57.23 *1	76	27:06.47 *1	151	29:34.15 *2	173	32:06.45 *2												
102	25:17.94 *1	11	27:12.48 *1	11	29:34.18 *1	151	32:06.81 *2												
135	25:19.74 *1	122	27:16.38 *2	81	29:50.27 *1	81	32:13.99 *1												
112	25:47.50 *1	81	27:24.80 *1	122	29:52.76 *2	122	32:27.70 *2												
60	26:12.42	89	27:29.24 *2	102	30:11.40 *1	102	32:35.72 *1												
36	26:14.89	102	27:45.37 *1	135	30:12.65 *1	135	32:36.75 *1												
2	26:15.24	135	27:46.72 *1	89	30:13.09 *2	89	32:53.73 *2												
75	26:16.16	112	28:17.97 *1	60	30:41.94	60	32:56.73												
5	26:17.33	60	28:27.94	36	30:45.55	36	32:59.81												
		36	28:30.57	2	30:46.53	2	33:00.48												
		2	28:31.05	75	30:47.31	75	33:01.89												
		75	28:32.26	112	30:47.39 *1	5	33:09.19												
		5	28:33.71	5	30:51.34	112	33:17.77 *1												






# RACE GRID



## HRDC ALLSTARS FOR PRE-1966 SPORTS, GT & TOURING CARS

### RACE 3

ROW 12			
ROW 11	<b>122</b> 03:03.490 Joel HAWKINS		<b>151</b> Anthony LUCAS
ROW 10		<b>54</b> 02:55.380 Tony HALL	<b>173</b> 02:56.500 Julian GRINDALL
ROW 9	<b>771</b> 02:49.610 Robert CREW		<b>89</b> 02:52.540 Piers TOWNSEND
ROW 8		<b>81</b> 02:41.430 Ed GLAISTER	<b>112</b> 02:45.820 John CLELAND
ROW 7	<b>76</b> 02:40.880 Thomas GRINDALL		<b>135</b> 02:40.940 Duncan PITTAWAY
ROW 6		<b>11</b> 02:37.330 Ding BOSTON	<b>102</b> 02:39.240 Chris BINGHAM
ROW 5	<b>5</b> 02:35.790 John YEA		<b>60</b> 02:37.100 Bill WATT
ROW 4		<b>36</b> 02:34.750 Brian SMALL	<b>2</b> 02:34.860 Julian CROSSLEY
ROW 3	<b>75</b> 02:32.620 Brian ROBINSON		<b>110</b> 02:34.510 David WEBBER
ROW 2		<b>1</b> 02:24.920 Augusto PERFETTI	<b>177</b> 02:32.430 Mike JORDAN
ROW 1	<b>8</b> 02:21.710 Mark HALSTEAD		<b>24</b> 02:22.760 Jonathan LEWIS
<b>POLE</b>			





## The Vintage Sports-Car Club

### RACE 4 – THE BILL PHILLIPS TROPHY RACE FOR STANDARD & MODIFIED PRE-WAR SPORTS-CARS (VSCC SET 3)

#### RESULT

Pl	No	Cl	Name	Car	Lap	Time	Behind	MPH	Best Lap on	MPH	Handicap
1	28		Mike PRESTON	Bugatti T35B	5	12:11.63		66.23	2:23.74	4	67.42
2	32		Andrew MITCHELL	HRG 1½ Litre	5	12:13.10	1.47	66.10	2:23.49	3	67.54
3	24		Sue DARBYSHIRE	Morgan Super Aero	5	12:16.31	4.68	65.81	2:24.17	4	67.22
4	7		Mark BUTTERWORTH	Lagonda V12	5	12:36.40	24.77	64.06	2:28.25	5	65.37 15.15
5	47		Mark BRETT	Ballamy-Ford (LMB) V8 Spl	5	12:36.59	24.96	64.05	2:25.56	5	66.58 28.79
6	95		Simon BLAKENEY-EDWARDS	Frazer Nash Super Sports	5	12:40.10	28.47	63.75	2:28.85	4	65.11 15.85
7	63		Mark GROVES	Frazer Nash TT Rep	5	12:40.39	28.76	63.73	2:27.81	4	65.57 21.34
8	50		Trevor SWETE	Invicta S Type	5	12:56.69	45.06	62.39	2:31.52	3	63.96 19.09
9	192		Hamish MONRO	Frazer Nash Super Sports	5	13:18.62	1:06.99	60.67	2:35.62	5	62.27 20.52
10	44		James POTTER	Riley Brooklands	5	13:37.61	1:25.98	59.27	2:33.63	4	63.08 49.46
11	51		Andy BUSH	Riley TT Sprite Replica	5	13:39.36	1:27.73	59.14	2:38.69	2	61.07 25.91
12	67		Fred BOOTHBY	MG J2	5	13:55.78	1:44.15	57.98	2:43.72	5	59.19 17.18
13	80		Mark DOLTON	MG PB	5	13:57.06	1:45.43	57.89	2:42.94	4	59.48 22.36
14	69		Anthony FENWICK-WILSON	Railton LS Tourer	5	14:00.63	1:49.00	57.64	2:39.95	5	60.59 40.88
15	62		Nigel HALL	Lagonda LG45	5	14:01.62	1:49.99	57.57	2:46.37	2	58.25 9.77*
16	48		Nicolas ROSSI	Alfa Romeo 6C 1750 GS	5	14:02.20	1:50.57	57.54	2:42.15	4	59.77 31.45
17	61		John BRIGGS	Aston Martin Ulster	5	14:03.17	1:51.54	57.47	2:41.73	5	59.92 34.52
18	66		Duncan POTTER	MG Montlhery Midget	5	14:03.92	1:52.29	57.42	2:41.35	5	60.06 37.17
19	94		David JOHNSON	Frazer Nash Colmore	5	14:11.00	1:59.37	56.94	2:40.36	5	60.43 49.20
20	114		Andrew MORLAND	MG PA	5	14:30.96	2:19.33	55.64	2:48.13	3	57.64 30.31
21	193		Andrew BAKER	Riley Brooklands	5	14:43.11	2:31.48	54.87	2:52.40	4	56.21 21.11
22	77		John REEVE	Riley Brooklands	5	14:47.61	2:35.98	54.59	2:49.61	5	57.14 39.56
23	79		John EVERETT	Austin 7 Ulster Sport	5	14:50.64	2:39.01	54.41	2:53.67	5	55.80 22.29
24	78		David LAMB	Riley Brooklands	5	14:55.48	2:43.85	54.11	2:50.86	5	56.72 41.18
25	73		Norman PEMBERTON	Talbot 95/105	4	12:14.85	1 Lap	52.75	2:54.43	4	55.56 37.13
26	58		Richard BRADFORD	Riley Brooklands	4	12:17.74	1 Lap	52.55	2:56.91	3	54.78 30.10
27	82		Tim WADSWORTH	Lagonda 2 LTR L/C Tourer	4	12:34.68	1 Lap	51.37	3:00.40	4	53.72 33.08
28	75		Cyril HANCOCK	Fiat New Balilla	4	12:36.01	1 Lap	51.28	3:01.43	3	53.42 30.29
29	191		Anne BOURSOT	MG PA	4	13:47.04	1 Lap	46.87	3:16.73	4	49.26 40.12
30	88		Sarah FOSTER	MG TB	4	13:51.77	1 Lap	46.61	3:19.41	4	48.60 34.13

#### Not Classified

110	Edward WILLIAMS	Austin Ulster	2	5:50.28	DNF	55.33	3:02.18	2	53.20
-----	-----------------	---------------	---	---------	-----	-------	---------	---	-------

#### Fastest Lap

32	Andrew MITCHELL	HRG 1½ Litre					2:23.49	3	67.54
----	-----------------	--------------	--	--	--	--	---------	---	-------

## AWARDS

### Race Winner, Winner of the Bill Phillips Trophy, First VSCC 'Standard' Car & First Vintage Car

1	28	Mike PRESTON	Bugatti T35B	
2	32	Andrew MITCHELL	HRG 1½ Litre	(& 1 <sup>st</sup> Un-supercharged car 1101-1500cc)
3	24	Sue DARBYSHIRE	Morgan Super Aero	

### Other Capacity Class Winners

44	James POTTER	Riley Brooklands	(1 <sup>st</sup> Un-supercharged car up to 1100cc)
82	Tim WADSWORTH	Lagonda 2 LTR L/C Tourer	(1 <sup>st</sup> Un-supercharged car 1501-2000cc)
73	Norman PEMBERTON	Talbot 95/105	(1 <sup>st</sup> Un-supercharged car 2001-3000cc)
7	Mark BUTTERWORTH	Lagonda V12	(1 <sup>st</sup> Un-supercharged car over 3000cc)

### Other VSCC 'Standard' Cars

2 <sup>nd</sup>	47	Mark BRETT	Ballamy-Ford (LMB) V8 Spl
3 <sup>rd</sup>	50	Trevor SWETE	Invicta S Type

### First on Handicap

62	Nigel HALL	Lagonda LG45
----	------------	--------------

## SUPPORTED BY

ROBERT PALMER

PARTNER OF



ST. JAMES'S PLACE  
WEALTH MANAGEMENT

# THE BILL PHILLIPS TROPHY RACE

## LAP TIMES - RACE 4

<b>7</b>	<b>Mark BUTTERWORTH</b>									
<b>Lap</b>	<b>1</b>	<b>2</b>	<b>3</b>	<b>4</b>	<b>5</b>	<b>6</b>	<b>7</b>	<b>8</b>	<b>9</b>	<b>10</b>
1	2:39.99	2:28.57	2:29.72	2:29.87	2:28.25					
<b>24</b>	<b>Sue DARBYSHIRE</b>									
<b>Lap</b>	<b>1</b>	<b>2</b>	<b>3</b>	<b>4</b>	<b>5</b>	<b>6</b>	<b>7</b>	<b>8</b>	<b>9</b>	<b>10</b>
1	2:35.09	2:24.47	2:25.01	2:24.17	2:27.57					
<b>28</b>	<b>Mike PRESTON</b>									
<b>Lap</b>	<b>1</b>	<b>2</b>	<b>3</b>	<b>4</b>	<b>5</b>	<b>6</b>	<b>7</b>	<b>8</b>	<b>9</b>	<b>10</b>
1	2:33.86	2:25.10	2:25.07	2:23.74	2:23.86					
<b>32</b>	<b>Andrew MITCHELL</b>									
<b>Lap</b>	<b>1</b>	<b>2</b>	<b>3</b>	<b>4</b>	<b>5</b>	<b>6</b>	<b>7</b>	<b>8</b>	<b>9</b>	<b>10</b>
1	2:36.54	2:24.94	2:23.49	2:23.92	2:24.21					
<b>44</b>	<b>James POTTER</b>									
<b>Lap</b>	<b>1</b>	<b>2</b>	<b>3</b>	<b>4</b>	<b>5</b>	<b>6</b>	<b>7</b>	<b>8</b>	<b>9</b>	<b>10</b>
1	3:04.23	2:40.83	2:42.93	2:33.63	2:35.99					
<b>47</b>	<b>Mark BRETT</b>									
<b>Lap</b>	<b>1</b>	<b>2</b>	<b>3</b>	<b>4</b>	<b>5</b>	<b>6</b>	<b>7</b>	<b>8</b>	<b>9</b>	<b>10</b>
1	2:46.61	2:28.42	2:27.33	2:28.67	2:25.56					
<b>48</b>	<b>Nicolas ROSSI</b>									
<b>Lap</b>	<b>1</b>	<b>2</b>	<b>3</b>	<b>4</b>	<b>5</b>	<b>6</b>	<b>7</b>	<b>8</b>	<b>9</b>	<b>10</b>
1	3:03.08	2:48.46	2:45.44	2:42.15	2:43.07					
<b>50</b>	<b>Trevor SWETE</b>									
<b>Lap</b>	<b>1</b>	<b>2</b>	<b>3</b>	<b>4</b>	<b>5</b>	<b>6</b>	<b>7</b>	<b>8</b>	<b>9</b>	<b>10</b>
1	2:45.81	2:32.68	2:31.52	2:34.94	2:31.74					
<b>51</b>	<b>Andy BUSH</b>									
<b>Lap</b>	<b>1</b>	<b>2</b>	<b>3</b>	<b>4</b>	<b>5</b>	<b>6</b>	<b>7</b>	<b>8</b>	<b>9</b>	<b>10</b>
1	2:53.12	2:38.69	2:40.63	2:42.87	2:44.05					
<b>58</b>	<b>Richard BRADFORD</b>									
<b>Lap</b>	<b>1</b>	<b>2</b>	<b>3</b>	<b>4</b>	<b>5</b>	<b>6</b>	<b>7</b>	<b>8</b>	<b>9</b>	<b>10</b>
1	3:22.31	2:58.62	2:56.91	2:59.90						
<b>61</b>	<b>John BRIGGS</b>									
<b>Lap</b>	<b>1</b>	<b>2</b>	<b>3</b>	<b>4</b>	<b>5</b>	<b>6</b>	<b>7</b>	<b>8</b>	<b>9</b>	<b>10</b>
1	3:05.31	2:47.77	2:45.68	2:42.68	2:41.73					
<b>62</b>	<b>Nigel HALL</b>									
<b>Lap</b>	<b>1</b>	<b>2</b>	<b>3</b>	<b>4</b>	<b>5</b>	<b>6</b>	<b>7</b>	<b>8</b>	<b>9</b>	<b>10</b>
1	2:51.65	2:46.37	2:46.92	2:46.99	2:49.69					
<b>63</b>	<b>Mark GROVES</b>									
<b>Lap</b>	<b>1</b>	<b>2</b>	<b>3</b>	<b>4</b>	<b>5</b>	<b>6</b>	<b>7</b>	<b>8</b>	<b>9</b>	<b>10</b>
1	2:41.90	2:30.77	2:28.64	2:27.81	2:31.27					

<b>66</b>	<b>Duncan POTTER</b>										
	<b>Lap</b>	<b>1</b>	<b>2</b>	<b>3</b>	<b>4</b>	<b>5</b>	<b>6</b>	<b>7</b>	<b>8</b>	<b>9</b>	<b>10</b>
	1	3:04.45	2:48.02	2:46.64	2:43.46	2:41.35					
<b>67</b>	<b>Fred BOOTHBY</b>										
	<b>Lap</b>	<b>1</b>	<b>2</b>	<b>3</b>	<b>4</b>	<b>5</b>	<b>6</b>	<b>7</b>	<b>8</b>	<b>9</b>	<b>10</b>
	1	2:56.48	2:46.49	2:44.74	2:44.35	2:43.72					
<b>69</b>	<b>Anthony FENWICK-WILSON</b>										
	<b>Lap</b>	<b>1</b>	<b>2</b>	<b>3</b>	<b>4</b>	<b>5</b>	<b>6</b>	<b>7</b>	<b>8</b>	<b>9</b>	<b>10</b>
	1	3:01.47	2:49.54	2:46.76	2:42.91	2:39.95					
<b>73</b>	<b>Norman PEMBERTON</b>										
	<b>Lap</b>	<b>1</b>	<b>2</b>	<b>3</b>	<b>4</b>	<b>5</b>	<b>6</b>	<b>7</b>	<b>8</b>	<b>9</b>	<b>10</b>
	1	3:22.80	3:02.54	2:55.08	2:54.43						
<b>75</b>	<b>Cyril HANCOCK</b>										
	<b>Lap</b>	<b>1</b>	<b>2</b>	<b>3</b>	<b>4</b>	<b>5</b>	<b>6</b>	<b>7</b>	<b>8</b>	<b>9</b>	<b>10</b>
	1	3:26.57	3:04.29	3:01.43	3:03.72						
<b>77</b>	<b>John REEVE</b>										
	<b>Lap</b>	<b>1</b>	<b>2</b>	<b>3</b>	<b>4</b>	<b>5</b>	<b>6</b>	<b>7</b>	<b>8</b>	<b>9</b>	<b>10</b>
	1	3:10.67	2:54.14	2:52.81	3:00.38	2:49.61					
<b>78</b>	<b>David LAMB</b>										
	<b>Lap</b>	<b>1</b>	<b>2</b>	<b>3</b>	<b>4</b>	<b>5</b>	<b>6</b>	<b>7</b>	<b>8</b>	<b>9</b>	<b>10</b>
	1	3:21.74	2:55.61	2:53.90	2:53.37	2:50.86					
<b>79</b>	<b>John EVERETT</b>										
	<b>Lap</b>	<b>1</b>	<b>2</b>	<b>3</b>	<b>4</b>	<b>5</b>	<b>6</b>	<b>7</b>	<b>8</b>	<b>9</b>	<b>10</b>
	1	3:09.78	2:54.87	2:55.43	2:56.89	2:53.67					
<b>80</b>	<b>Mark DOLTON</b>										
	<b>Lap</b>	<b>1</b>	<b>2</b>	<b>3</b>	<b>4</b>	<b>5</b>	<b>6</b>	<b>7</b>	<b>8</b>	<b>9</b>	<b>10</b>
	1	2:56.29	2:45.82	2:47.81	2:42.94	2:44.20					
<b>82</b>	<b>Tim WADSWORTH</b>										
	<b>Lap</b>	<b>1</b>	<b>2</b>	<b>3</b>	<b>4</b>	<b>5</b>	<b>6</b>	<b>7</b>	<b>8</b>	<b>9</b>	<b>10</b>
	1	3:20.74	3:09.20	3:04.34	3:00.40						
<b>88</b>	<b>Sarah FOSTER</b>										
	<b>Lap</b>	<b>1</b>	<b>2</b>	<b>3</b>	<b>4</b>	<b>5</b>	<b>6</b>	<b>7</b>	<b>8</b>	<b>9</b>	<b>10</b>
	1	3:43.33	3:25.48	3:23.55	3:19.41						
<b>94</b>	<b>David JOHNSON</b>										
	<b>Lap</b>	<b>1</b>	<b>2</b>	<b>3</b>	<b>4</b>	<b>5</b>	<b>6</b>	<b>7</b>	<b>8</b>	<b>9</b>	<b>10</b>
	1	2:50.83	2:42.83	3:06.87	2:50.11	2:40.36					
<b>95</b>	<b>Simon BLAKENEY-EDWARDS</b>										
	<b>Lap</b>	<b>1</b>	<b>2</b>	<b>3</b>	<b>4</b>	<b>5</b>	<b>6</b>	<b>7</b>	<b>8</b>	<b>9</b>	<b>10</b>
	1	2:40.66	2:31.80	2:29.54	2:28.85	2:29.25					
<b>110</b>	<b>Edward WILLIAMS</b>										
	<b>Lap</b>	<b>1</b>	<b>2</b>	<b>3</b>	<b>4</b>	<b>5</b>	<b>6</b>	<b>7</b>	<b>8</b>	<b>9</b>	<b>10</b>
	1	2:48.10	3:02.18								

---

**114 Andrew MORLAND**

Lap	1	2	3	4	5	6	7	8	9	10
1	3:06.73	2:48.21	2:48.13	2:50.92	2:56.97					

---

**191 Anne BOURSOT**

Lap	1	2	3	4	5	6	7	8	9	10
1	3:41.89	3:25.57	3:22.85	3:16.73						

---

**192 Hamish MONRO**

Lap	1	2	3	4	5	6	7	8	9	10
1	2:52.29	2:36.45	2:37.33	2:36.93	2:35.62					

---

**193 Andrew BAKER**

Lap	1	2	3	4	5	6	7	8	9	10
1	3:10.99	2:54.05	2:52.91	2:52.40	2:52.76					

---

# Lap Chart

## THE BILL PHILLIPS TROPHY RACE - RACE 4

Lap 1		Lap 2		Lap 3		Lap 4		Lap 5		Lap 6		Lap 7		Lap 8		Lap 9		Lap 10	
No	Time	No	Time	No	Time	No	Time	No	Time	No	Time	No	Time	No	Time	No	Time	No	Time
28	2:33.86	28	4:58.96	28	7:24.03	28	9:47.77	28	12:11.63										
24	2:35.09	24	4:59.56	24	7:24.57	24	9:48.74	32	12:13.10										
32	2:36.54	32	5:01.48	32	7:24.97	32	9:48.89	73	12:14.85 *1										
7	2:39.99	7	5:08.56	7	7:38.28	7	10:08.15	24	12:16.31										
95	2:40.66	95	5:12.46	63	7:41.31	63	10:09.12	58	12:17.74 *1										
63	2:41.90	63	5:12.67	95	7:42.00	95	10:10.85	82	12:34.68 *1										
50	2:45.81	47	5:15.03	47	7:42.36	47	10:11.03	75	12:36.01 *1										
47	2:46.61	50	5:18.49	50	7:50.01	50	10:24.95	7	12:36.40										
110	2:48.10	192	5:28.74	192	8:06.07	191	10:30.31 *1	47	12:36.59										
94	2:50.83	51	5:31.81	51	8:12.44	88	10:32.36 *1	95	12:40.10										
62	2:51.65	94	5:33.66	62	8:24.94	192	10:43.00	63	12:40.39										
192	2:52.29	62	5:38.02	67	8:27.71	51	10:55.31	50	12:56.69										
51	2:53.12	80	5:42.11	44	8:27.99	44	11:01.62	192	13:18.62										
80	2:56.29	67	5:42.97	80	8:29.92	62	11:11.93	44	13:37.61										
67	2:56.48	44	5:45.06	48	8:36.98	67	11:12.06	51	13:39.36										
69	3:01.47	110	5:50.28	69	8:37.77	80	11:12.86	191	13:47.04 *1										
48	3:03.08	69	5:51.01	61	8:38.76	48	11:19.13	88	13:51.77 *1										
44	3:04.23	48	5:51.54	66	8:39.11	69	11:20.68	67	13:55.78										
66	3:04.45	66	5:52.47	94	8:40.53	61	11:21.44	80	13:57.06										
61	3:05.31	61	5:53.08	114	8:43.07	66	11:22.57	69	14:00.63										
114	3:06.73	114	5:54.94	77	8:57.62	94	11:30.64	62	14:01.62										
79	3:09.78	79	6:04.65	193	8:57.95	114	11:33.99	48	14:02.20										
77	3:10.67	77	6:04.81	79	9:00.08	193	11:50.35	61	14:03.17										
193	3:10.99	193	6:05.04	78	9:11.25	79	11:56.97	66	14:03.92										
82	3:20.74	78	6:17.35	58	9:17.84	77	11:58.00	94	14:11.00										
78	3:21.74	58	6:20.93	73	9:20.42	78	12:04.62	114	14:30.96										
58	3:22.31	73	6:25.34	75	9:32.29			193	14:43.11										
73	3:22.80	82	6:29.94	82	9:34.28			77	14:47.61										
75	3:26.57	75	6:30.86					79	14:50.64										
191	3:41.89	191	7:07.46					78	14:55.48										
88	3:43.33	88	7:08.81																

# RACE GRID

## THE BILL PHILLIPS TROPHY RACE

### RACE 4

ROW 16		<b>88</b> 03:40.350 Sarah FOSTER		
ROW 15	<b>191</b> 03:29.090 Anne BOURSOT		<b>75</b> 03:29.960 Cyril HANCOCK	
ROW 14		<b>82</b> 03:15.640 Tim WADSWORTH		<b>58</b> 03:16.220 Richard BRADFORD
ROW 13	<b>79</b> 03:14.100 John EVERETT		<b>193</b> 03:15.410 Andrew BAKER	
ROW 12		<b>73</b> 03:12.600 Norman PEMBERTON		<b>77</b> 03:12.960 John REEVE
ROW 11	<b>48</b> 03:08.450 Nicolas ROSSI		<b>78</b> 03:11.030 David LAMB	
ROW 10		<b>61</b> 03:06.870 John BRIGGS		<b>51</b> 03:07.830 Andy BUSH
ROW 9	<b>66</b> 03:02.630 Duncan POTTER		<b>114</b> 03:03.880 Andrew MORLAND	
ROW 8		<b>67</b> 02:59.450 Fred BOOTHBY		<b>47</b> 03:02.470 Mark BRETT
ROW 7	<b>62</b> 02:55.890 Nigel HALL		<b>44</b> 02:58.390 James POTTER	
ROW 6		<b>80</b> 02:54.100 Mark DOLTON		<b>69</b> 02:55.180 Anthony FENWICK-WILS
ROW 5	<b>94</b> 02:48.950 David JOHNSON		<b>192</b> 02:49.350 Hamish MONRO	
ROW 4		<b>63</b> 02:47.460 Mark GROVES		<b>110</b> 02:47.670 Edward WILLIAMS
ROW 3	<b>50</b> 02:44.210 Trevor SWETE		<b>7</b> 02:46.810 Mark BUTTERWORTH	
ROW 2		<b>28</b> 02:37.870 Mike PRESTON		<b>95</b> 02:44.100 Simon BLAKENEY-EDW
ROW 1	<b>32</b> 02:35.700 Andrew MITCHELL		<b>24</b> 02:37.730 Sue DARBYSHIRE	

POLE





## The Vintage Sports-Car Club

### RACE 5 – THE BOULOGNE TROPHY RACE FOR VINTAGE RACING CARS (VSCC SET 1) AND THE HAWTHORN MEMORIAL & SPANISH TROPHIES RACE FOR PRE-1961 RACING CARS (VSCC SET 2)

#### RESULT

Pl	No	Cl	Name	Car	Lap	Time	Behind	MPH	Best Lap on	MPH	Handicap
1	4		Nicholas TOPLISS	ERA R4A	7	15:02.02		75.21	2:06.95	2	76.34
2	21		Eddie GIBBS	Frazer Nash Single Seater	7	15:31.95	29.93	72.79	2:11.02	7	73.97
3	16		Duncan RICKETTS	Alta 2 Litre	7	15:32.86	30.84	72.72	2:09.10	7	75.07
4	19		Tony LEES	AC/GN Cognac	7	15:45.39	43.37	71.76	2:12.66	6	73.05 16.77
5	15		Charles GILLET	Frazer Nash Super Sports	7	15:48.20	46.18	71.54	2:13.24	7	72.73 15.52
6	13		Duncan PITTAWAY	GN Vitesse	7	16:04.77	1:02.75	70.32	2:15.01	7	71.78 19.70
7	29		Christian PEDERSEN	Austin 7 Special	7	16:05.04	1:03.02	70.30	2:13.65	6	72.51 29.49
8	9		Stephen SHOOSMITH	Bugatti T51	7	16:34.74	1:32.72	68.20	2:17.71	4	70.37 30.77
9	35		Matt RICKETTS	Cooper T41	7	17:07.93	2:05.91	66.00	2:22.85	6	67.84 27.98
10	18		Chris HUDSON	Bugatti T35B	7	17:26.82	2:24.80	64.80	2:26.76	7	66.03 19.50
11	37		Bo WILLIAMS	Bugatti T35B	6	15:17.28	1 Lap	63.39	2:29.88	6	64.66 18.00*
12	33		Simon STOKES	Riley Treen	6	15:18.38	1 Lap	63.31	2:30.03	6	64.60 18.20
13	39		John HORTON	Bugatti T35B	6	15:28.26	1 Lap	62.64	2:31.28	2	64.06 20.58
14	43		Mark WALKER	GN Thunderbug	6	15:59.59	1 Lap	60.60	2:33.65	2	63.07 37.69
15	104		Tom WATERFIELD	GN Special	6	17:41.24	1 Lap	54.79	2:53.79	4	55.76 18.50

#### Not Classified

14	Tim GREENHILL	Wolseley Hornet Special	5	12:32.18	DNF	64.42	2:16.81	3	70.84
3	Mark GILLIES	ERA R3A	3	6:21.21	DNF	76.27	2:02.78	3	78.93
23	Dougal CAWLEY	GN/Ford Piglet	1	2:30.20	DNF	64.52		0	0.00
111	Yushan NG	GN Akela	1	3:16.96	DNF	49.20		0	0.00

#### Fastest Lap

3	Mark GILLIES	ERA R3A					2:02.78	3	78.93
---	--------------	---------	--	--	--	--	---------	---	-------

## AWARDS

### VSCC Set 1

#### Winner of the Boulogne Trophy

1 <sup>st</sup>	19	Tony LEES	AC/GN Cognac	
2 <sup>nd</sup>	15	Charles GILLETT	Frazer Nash Super Sports	(& 1 <sup>st</sup> car 1101-1500cc)
3 <sup>rd</sup>	13	Duncan PITTAWAY	GN Vitesse	

#### First VSCC 'Standard' Car

18	Chris HUDSON	Bugatti T35B
----	--------------	--------------

### VSCC Set 2

#### Race Winner & Winner of the Hawthorn Spanish Trophy

	4	Nicholas TOPLISS	ERA R4A
2 <sup>nd</sup>	21	Eddie GIBBS	Frazer Nash Single Seater
3 <sup>rd</sup>	16	Duncan RICKETTS	Alta 2 Litre

#### Winner of the Hawthorn Memorial Trophy & First Post-war F2 Car

35	Matt RICKETTS	Cooper T41
----	---------------	------------

#### First Un-supercharged Pre-war Car

19	Tony LEES	AC/GN Cognac
----	-----------	--------------

#### First on Handicap

37	Bo WILLIAMS	Bugatti T35B
----	-------------	--------------

SUPPORTED BY

# Bonhams

# BOULOGNE, HAWTHORN MEMORIAL AND SPANISH TROPHIES R/A

## LAP TIMES - RACE 5

<b>3</b>	<b>Mark GILLIES</b>										
	<b>Lap</b>	<b>1</b>	<b>2</b>	<b>3</b>	<b>4</b>	<b>5</b>	<b>6</b>	<b>7</b>	<b>8</b>	<b>9</b>	<b>10</b>
	1	2:14.96	2:03.47	2:02.78							
<b>4</b>	<b>Nicholas TOPLISS</b>										
	<b>Lap</b>	<b>1</b>	<b>2</b>	<b>3</b>	<b>4</b>	<b>5</b>	<b>6</b>	<b>7</b>	<b>8</b>	<b>9</b>	<b>10</b>
	1	2:12.03	2:06.95	2:07.69	2:08.86	2:08.99	2:08.75	2:08.75			
<b>9</b>	<b>Stephen SHOOSMITH</b>										
	<b>Lap</b>	<b>1</b>	<b>2</b>	<b>3</b>	<b>4</b>	<b>5</b>	<b>6</b>	<b>7</b>	<b>8</b>	<b>9</b>	<b>10</b>
	1	2:25.73	2:18.05	2:19.78	2:17.71	2:23.93	2:24.66	2:24.88			
<b>13</b>	<b>Duncan PITTAWAY</b>										
	<b>Lap</b>	<b>1</b>	<b>2</b>	<b>3</b>	<b>4</b>	<b>5</b>	<b>6</b>	<b>7</b>	<b>8</b>	<b>9</b>	<b>10</b>
	1	2:28.94	2:17.91	2:15.81	2:15.56	2:15.89	2:15.65	2:15.01			
<b>14</b>	<b>Tim GREENHILL</b>										
	<b>Lap</b>	<b>1</b>	<b>2</b>	<b>3</b>	<b>4</b>	<b>5</b>	<b>6</b>	<b>7</b>	<b>8</b>	<b>9</b>	<b>10</b>
	1	2:27.14	2:17.36	2:16.81	2:18.07	3:12.80					
<b>15</b>	<b>Charles GILLET</b>										
	<b>Lap</b>	<b>1</b>	<b>2</b>	<b>3</b>	<b>4</b>	<b>5</b>	<b>6</b>	<b>7</b>	<b>8</b>	<b>9</b>	<b>10</b>
	1	2:22.44	2:14.79	2:15.59	2:14.81	2:13.96	2:13.37	2:13.24			
<b>16</b>	<b>Duncan RICKETTS</b>										
	<b>Lap</b>	<b>1</b>	<b>2</b>	<b>3</b>	<b>4</b>	<b>5</b>	<b>6</b>	<b>7</b>	<b>8</b>	<b>9</b>	<b>10</b>
	1	2:16.10	2:09.82	2:09.27	2:12.56	2:10.70	2:25.31	2:09.10			
<b>18</b>	<b>Chris HUDSON</b>										
	<b>Lap</b>	<b>1</b>	<b>2</b>	<b>3</b>	<b>4</b>	<b>5</b>	<b>6</b>	<b>7</b>	<b>8</b>	<b>9</b>	<b>10</b>
	1	2:35.78	2:28.23	2:27.86	2:29.81	2:28.48	2:29.90	2:26.76			
<b>19</b>	<b>Tony LEES</b>										
	<b>Lap</b>	<b>1</b>	<b>2</b>	<b>3</b>	<b>4</b>	<b>5</b>	<b>6</b>	<b>7</b>	<b>8</b>	<b>9</b>	<b>10</b>
	1	2:21.35	2:15.19	2:14.27	2:15.07	2:14.08	2:12.66	2:12.77			
<b>21</b>	<b>Eddie GIBBS</b>										
	<b>Lap</b>	<b>1</b>	<b>2</b>	<b>3</b>	<b>4</b>	<b>5</b>	<b>6</b>	<b>7</b>	<b>8</b>	<b>9</b>	<b>10</b>
	1	2:18.35	2:12.65	2:12.80	2:13.30	2:12.17	2:11.66	2:11.02			
<b>23</b>	<b>Dougal CAWLEY</b>										
	<b>Lap</b>	<b>1</b>	<b>2</b>	<b>3</b>	<b>4</b>	<b>5</b>	<b>6</b>	<b>7</b>	<b>8</b>	<b>9</b>	<b>10</b>
	1	2:30.20									
<b>29</b>	<b>Christian PEDERSEN</b>										
	<b>Lap</b>	<b>1</b>	<b>2</b>	<b>3</b>	<b>4</b>	<b>5</b>	<b>6</b>	<b>7</b>	<b>8</b>	<b>9</b>	<b>10</b>
	1	2:28.30	2:17.79	2:18.44	2:17.54	2:14.87	2:13.65	2:14.45			
<b>33</b>	<b>Simon STOKES</b>										
	<b>Lap</b>	<b>1</b>	<b>2</b>	<b>3</b>	<b>4</b>	<b>5</b>	<b>6</b>	<b>7</b>	<b>8</b>	<b>9</b>	<b>10</b>
	1	2:43.80	2:31.39	2:31.60	2:31.30	2:30.26	2:30.03				

---

<b>35</b>	<b>Matt RICKETTS</b>										
	<b>Lap</b>	<b>1</b>	<b>2</b>	<b>3</b>	<b>4</b>	<b>5</b>	<b>6</b>	<b>7</b>	<b>8</b>	<b>9</b>	<b>10</b>
	1	2:38.45	2:26.37	2:27.27	2:25.54	2:23.82	2:22.85	2:23.63			

---

<b>37</b>	<b>Bo WILLIAMS</b>										
	<b>Lap</b>	<b>1</b>	<b>2</b>	<b>3</b>	<b>4</b>	<b>5</b>	<b>6</b>	<b>7</b>	<b>8</b>	<b>9</b>	<b>10</b>
	1	2:39.77	2:30.56	2:36.04	2:30.89	2:30.14	2:29.88				

---

<b>39</b>	<b>John HORTON</b>										
	<b>Lap</b>	<b>1</b>	<b>2</b>	<b>3</b>	<b>4</b>	<b>5</b>	<b>6</b>	<b>7</b>	<b>8</b>	<b>9</b>	<b>10</b>
	1	2:47.03	2:31.28	2:32.27	2:33.51	2:32.72	2:31.45				

---

<b>43</b>	<b>Mark WALKER</b>										
	<b>Lap</b>	<b>1</b>	<b>2</b>	<b>3</b>	<b>4</b>	<b>5</b>	<b>6</b>	<b>7</b>	<b>8</b>	<b>9</b>	<b>10</b>
	1	2:48.72	2:33.65	2:37.67	2:41.74	2:39.87	2:37.94				

---

<b>104</b>	<b>Tom WATERFIELD</b>										
	<b>Lap</b>	<b>1</b>	<b>2</b>	<b>3</b>	<b>4</b>	<b>5</b>	<b>6</b>	<b>7</b>	<b>8</b>	<b>9</b>	<b>10</b>
	1	3:02.61	2:56.13	2:58.61	2:53.79	2:55.45	2:54.65				

---

<b>111</b>	<b>Yushan NG</b>										
	<b>Lap</b>	<b>1</b>	<b>2</b>	<b>3</b>	<b>4</b>	<b>5</b>	<b>6</b>	<b>7</b>	<b>8</b>	<b>9</b>	<b>10</b>
	1	3:16.96									

---

# Lap Chart

## THE BOULOGNE, HAWTHORN MEMORIAL AND SPANISH TROPHIES RACE - RACE 5


Lap 1		Lap 2		Lap 3		Lap 4		Lap 5		Lap 6		Lap 7		Lap 8		Lap 9		Lap 10	
No	Time	No	Time	No	Time	No	Time	No	Time	No	Time	No	Time	No	Time	No	Time	No	Time
4	2:12.03	3	4:18.43	3	6:21.21	4	8:35.53	4	10:44.52	4	12:53.27	4	15:02.02						
3	2:14.96	4	4:18.98	4	6:26.67	16	8:47.75	16	10:58.45	39	12:56.81 *1	37	15:17.28 *1						
16	2:16.10	16	4:25.92	16	6:35.19	21	8:57.10	21	11:09.27	21	13:20.93	33	15:18.38 *1						
21	2:18.35	21	4:31.00	21	6:43.80	104	8:57.35 *1	19	11:19.96	43	13:21.65 *1	39	15:28.26 *1						
19	2:21.35	19	4:36.54	19	6:50.81	19	9:05.88	15	11:21.59	16	13:23.76	21	15:31.95						
15	2:22.44	15	4:37.23	15	6:52.82	15	9:07.63	13	11:34.11	19	13:32.62	16	15:32.86						
9	2:25.73	9	4:43.78	14	7:01.31	13	9:18.22	29	11:36.94	15	13:34.96	19	15:45.39						
14	2:27.14	14	4:44.50	13	7:02.66	14	9:19.38	9	11:45.20	13	13:49.76	15	15:48.20						
29	2:28.30	29	4:46.09	9	7:03.56	9	9:21.27	104	11:51.14 *1	29	13:50.59	43	15:59.59 *1						
13	2:28.94	13	4:46.85	29	7:04.53	29	9:22.07	35	12:21.45	9	14:09.86	13	16:04.77						
23	2:30.20	18	5:04.01	18	7:31.87	35	9:57.63	18	12:30.16	35	14:44.30	29	16:05.04						
18	2:35.78	35	5:04.82	35	7:32.09	18	10:01.68	14	12:32.18	104	14:46.59 *1	9	16:34.74						
35	2:38.45	37	5:10.33	37	7:46.37	37	10:17.26	37	12:47.40	18	15:00.06	35	17:07.93						
37	2:39.77	33	5:15.19	33	7:46.79	33	10:18.09	33	12:48.35			18	17:26.82						
33	2:43.80	39	5:18.31	39	7:50.58	39	10:24.09					104	17:41.24 *1						
39	2:47.03	43	5:22.37	43	8:00.04	43	10:41.78												
43	2:48.72	104	5:58.74																
104	3:02.61																		
111	3:16.96																		

# RACE GRID

## E BOULOGNE, HAWTHORN MEMORIAL AND SPANISH TROPHIES RA

### RACE 5

ROW 12			
ROW 11	<b>46</b> 02:56.770 Thomas HARDMAN		<b>104</b> Tom WATERFIELD
ROW 10		<b>33</b> 02:54.590 Simon STOKES	<b>39</b> 02:54.830 John HORTON
ROW 9	<b>43</b> 02:50.570 Mark WALKER		<b>27</b> 02:51.100 Ian BAXTER
ROW 8		<b>23</b> 02:47.960 Dougal CAWLEY	<b>37</b> 02:49.880 Bo WILLIAMS
ROW 7	<b>29</b> 02:45.150 Christian PEDERSEN		<b>18</b> 02:45.810 Chris HUDSON
ROW 6		<b>197</b> 02:40.630 Clive MORLEY	<b>35</b> 02:41.190 Matt RICKETTS
ROW 5	<b>1</b> 02:38.530 Iain STEWART		<b>9</b> 02:40.390 Stephen SHOOSMITH
ROW 4		<b>14</b> 02:36.760 Tim GREENHILL	<b>19</b> 02:37.340 Tony LEES
ROW 3	<b>21</b> 02:33.010 Eddie GIBBS		<b>13</b> 02:33.080 Duncan PITTAWAY
ROW 2		<b>15</b> 02:31.370 Charles GILLETT	<b>4</b> 02:32.300 Nicholas TOPLISS
ROW 1	<b>3</b> 02:18.930 Mark GILLIES		<b>16</b> 02:28.510 Duncan RICKETTS
	<b>POLE</b>		





## The Vintage Sports-Car Club

### RACE 6 – ALL-COMERS SHORT HANDICAP RACE FOR PRE-WAR CARS (VSCC SET 6)

#### RESULT

Pl	No	Cl	Name	Car	Lap	Time	Behind	MPH	Best Lap on	MPH
1	75		Cyril HANCOCK	Fiat New Balilla	4	12:19.18		53.90	2:55.18	4 55.32
2	70		David ASPLIN	Austin 7 Ulster Replica	4	12:19.78	0.60	55.79	2:49.71	4 57.10
3	199		David SEBER	Wolseley Hornet Special	4	12:34.26	15.08	64.69	2:26.53	2 66.14
4	73		Norman PEMBERTON	Talbot 95/105	4	12:37.36	18.18	55.19	2:50.60	3 56.81
5	112		David MORLEY	Riley Special	4	12:38.47	19.29	55.11	2:53.62	3 55.82
6	105		Michael JAMES	Riley 12/4 TT Sprite Rep	4	12:38.48	19.30	64.24	2:27.47	2 65.72
7	194		Dennis JOHNSON	Frazer Nash Colmore	4	12:42.38	23.20	55.59	2:50.69	3 56.78
8	81		Leonard LORD	Riley Falcon	4	12:46.39	27.21	53.74	2:56.53	4 54.90
9	82		Tim WADSWORTH	Lagonda 2 LTR L/C Tourer	4	12:49.31	30.13	53.52	2:57.07	4 54.73
10	74		Michael NEW	Riley 12/4	4	12:53.98	34.80	55.46	2:47.57	4 57.83
11	72		David SAXL	Riley 12/4 Special	4	12:56.41	37.23	55.27	2:48.87	4 57.39
12	108		Douglas MARTIN	Hillegass Sprint Car	4	12:56.90	37.72	56.03	2:49.83	3 57.06
13	90		Jamie QUARTERMAINE	Vauxhall Quartermaine	4	13:03.35	44.17	53.96	2:56.34	2 54.96
14	89		Jonathan MILLER	Stutz Bearcat	4	13:04.04	44.86	49.44	3:13.39	3 50.11
15	79		John EVERETT	Austin 7 Ulster Sport	4	13:06.41	47.23	53.73	2:53.12	4 55.98
16	107		Edward HARVEY	Riley The Densham Imp	4	13:15.38	56.20	52.36	2:57.97	4 54.45
17	91		Hamish McNINCH	MG PA 2Str	4	13:16.14	56.96	52.30	2:57.78	3 54.51
18	87		Ian FYFE	Alvis 12/70 Special	4	13:24.02	1:04.84	49.44	3:10.58	4 50.85
19	71		Julian BROWNRIDGE	Wolseley Hornet Special	4	13:33.28	1:14.10	51.12	3:04.54	3 52.52

#### Not Classified

198	James RICKETTS	Austin 7 Monoposto	3	10:08.49	DNF	55.54	2:52.81	2 56.08
53	Jonathan SHARP	Riley 15/6 TT Sprite	2	7:11.12	DNF	56.00	2:48.58	2 57.49
85	Alan HARPLEY	Avon/Alvis Special	2	7:20.66	DNF	48.99	3:10.05	2 50.99

#### Fastest Lap

199	David SEBER	Wolseley Hornet Special					2:26.53	2 66.14
-----	-------------	-------------------------	--	--	--	--	---------	---------

No 73 – Time includes a 20 second penalty for incorrect grid position and incorrect start

#### AWARDS

##### Race Winner

75	Cyril HANCOCK	Fiat New Balilla	
2 <sup>nd</sup>	70	David ASPLIN	Austin 7 Ulster Replica
3 <sup>rd</sup>	199	David SEBER	Wolseley Hornet Special
4 <sup>th</sup>	73	Norman PEMBERTON	Talbot 95/105

# HANDICAP RACE FOR PRE-WAR CARS (VSCC SET 6)

## LAP TIMES - RACE 6

<b>53</b>	<b>Jonathan SHARP</b>										
	<b>Lap</b>	<b>1</b>	<b>2</b>	<b>3</b>	<b>4</b>	<b>5</b>	<b>6</b>	<b>7</b>	<b>8</b>	<b>9</b>	<b>10</b>
	1	4:22.54	2:48.58								
<b>70</b>	<b>David ASPLIN</b>										
	<b>Lap</b>	<b>1</b>	<b>2</b>	<b>3</b>	<b>4</b>	<b>5</b>	<b>6</b>	<b>7</b>	<b>8</b>	<b>9</b>	<b>10</b>
	1	3:45.66	2:50.91	2:53.50	2:49.71						
<b>71</b>	<b>Julian BROWNRIDGE</b>										
	<b>Lap</b>	<b>1</b>	<b>2</b>	<b>3</b>	<b>4</b>	<b>5</b>	<b>6</b>	<b>7</b>	<b>8</b>	<b>9</b>	<b>10</b>
	1	4:17.42	3:06.18	3:04.54	3:05.14						
<b>72</b>	<b>David SAXL</b>										
	<b>Lap</b>	<b>1</b>	<b>2</b>	<b>3</b>	<b>4</b>	<b>5</b>	<b>6</b>	<b>7</b>	<b>8</b>	<b>9</b>	<b>10</b>
	1	4:15.14	2:57.93	2:54.47	2:48.87						
<b>73</b>	<b>Norman PEMBERTON</b>										
	<b>Lap</b>	<b>1</b>	<b>2</b>	<b>3</b>	<b>4</b>	<b>5</b>	<b>6</b>	<b>7</b>	<b>8</b>	<b>9</b>	<b>10</b>
	1	3:42.91	2:51.42	2:50.60	2:52.43						
<b>74</b>	<b>Michael NEW</b>										
	<b>Lap</b>	<b>1</b>	<b>2</b>	<b>3</b>	<b>4</b>	<b>5</b>	<b>6</b>	<b>7</b>	<b>8</b>	<b>9</b>	<b>10</b>
	1	4:14.04	2:57.64	2:54.73	2:47.57						
<b>75</b>	<b>Cyril HANCOCK</b>										
	<b>Lap</b>	<b>1</b>	<b>2</b>	<b>3</b>	<b>4</b>	<b>5</b>	<b>6</b>	<b>7</b>	<b>8</b>	<b>9</b>	<b>10</b>
	1	3:28.70	2:55.98	2:59.32	2:55.18						
<b>79</b>	<b>John EVERETT</b>										
	<b>Lap</b>	<b>1</b>	<b>2</b>	<b>3</b>	<b>4</b>	<b>5</b>	<b>6</b>	<b>7</b>	<b>8</b>	<b>9</b>	<b>10</b>
	1	4:11.80	2:59.13	3:02.36	2:53.12						
<b>81</b>	<b>Leonard LORD</b>										
	<b>Lap</b>	<b>1</b>	<b>2</b>	<b>3</b>	<b>4</b>	<b>5</b>	<b>6</b>	<b>7</b>	<b>8</b>	<b>9</b>	<b>10</b>
	1	3:54.50	2:58.27	2:57.09	2:56.53						
<b>82</b>	<b>Tim WADSWORTH</b>										
	<b>Lap</b>	<b>1</b>	<b>2</b>	<b>3</b>	<b>4</b>	<b>5</b>	<b>6</b>	<b>7</b>	<b>8</b>	<b>9</b>	<b>10</b>
	1	3:54.95	3:00.00	2:57.29	2:57.07						
<b>85</b>	<b>Alan HARPLEY</b>										
	<b>Lap</b>	<b>1</b>	<b>2</b>	<b>3</b>	<b>4</b>	<b>5</b>	<b>6</b>	<b>7</b>	<b>8</b>	<b>9</b>	<b>10</b>
	1	4:10.61	3:10.05								
<b>87</b>	<b>Ian FYFE</b>										
	<b>Lap</b>	<b>1</b>	<b>2</b>	<b>3</b>	<b>4</b>	<b>5</b>	<b>6</b>	<b>7</b>	<b>8</b>	<b>9</b>	<b>10</b>
	1	3:41.12	3:17.28	3:15.04	3:10.58						
<b>89</b>	<b>Jonathan MILLER</b>										
	<b>Lap</b>	<b>1</b>	<b>2</b>	<b>3</b>	<b>4</b>	<b>5</b>	<b>6</b>	<b>7</b>	<b>8</b>	<b>9</b>	<b>10</b>
	1	3:23.18	3:13.78	3:13.39	3:13.69						



<b>90</b>	<b>Jamie QUARTERMAINE</b>									
<b>Lap</b>	<b>1</b>	<b>2</b>	<b>3</b>	<b>4</b>	<b>5</b>	<b>6</b>	<b>7</b>	<b>8</b>	<b>9</b>	<b>10</b>
1	4:13.54	2:56.34	2:56.36	2:57.11						
<b>91</b>	<b>Hamish McNINCH</b>									
<b>Lap</b>	<b>1</b>	<b>2</b>	<b>3</b>	<b>4</b>	<b>5</b>	<b>6</b>	<b>7</b>	<b>8</b>	<b>9</b>	<b>10</b>
1	4:13.23	3:07.27	2:57.78	2:57.86						
<b>105</b>	<b>Michael JAMES</b>									
<b>Lap</b>	<b>1</b>	<b>2</b>	<b>3</b>	<b>4</b>	<b>5</b>	<b>6</b>	<b>7</b>	<b>8</b>	<b>9</b>	<b>10</b>
1	5:13.63	2:27.47	2:28.38	2:29.00						
<b>107</b>	<b>Edward HARVEY</b>									
<b>Lap</b>	<b>1</b>	<b>2</b>	<b>3</b>	<b>4</b>	<b>5</b>	<b>6</b>	<b>7</b>	<b>8</b>	<b>9</b>	<b>10</b>
1	4:07.88	3:01.37	3:08.16	2:57.97						
<b>108</b>	<b>Douglas MARTIN</b>									
<b>Lap</b>	<b>1</b>	<b>2</b>	<b>3</b>	<b>4</b>	<b>5</b>	<b>6</b>	<b>7</b>	<b>8</b>	<b>9</b>	<b>10</b>
1	4:17.40	2:50.28	2:49.83	2:59.39						
<b>112</b>	<b>David MORLEY</b>									
<b>Lap</b>	<b>1</b>	<b>2</b>	<b>3</b>	<b>4</b>	<b>5</b>	<b>6</b>	<b>7</b>	<b>8</b>	<b>9</b>	<b>10</b>
1	3:55.21	2:55.02	2:53.62	2:54.62						
<b>194</b>	<b>Dennis JOHNSON</b>									
<b>Lap</b>	<b>1</b>	<b>2</b>	<b>3</b>	<b>4</b>	<b>5</b>	<b>6</b>	<b>7</b>	<b>8</b>	<b>9</b>	<b>10</b>
1	4:06.75	2:51.44	2:50.69	2:53.50						
<b>198</b>	<b>James RICKETTS</b>									
<b>Lap</b>	<b>1</b>	<b>2</b>	<b>3</b>	<b>4</b>	<b>5</b>	<b>6</b>	<b>7</b>	<b>8</b>	<b>9</b>	<b>10</b>
1	4:21.54	2:52.81	2:54.14							
<b>199</b>	<b>David SEBER</b>									
<b>Lap</b>	<b>1</b>	<b>2</b>	<b>3</b>	<b>4</b>	<b>5</b>	<b>6</b>	<b>7</b>	<b>8</b>	<b>9</b>	<b>10</b>
1	5:13.14	2:26.53	2:27.94	2:26.65						

# Lap Chart

## HANDICAP RACE FOR PRE-WAR CARS (VSCC SET 6) - RACE 6

Lap 1		Lap 2		Lap 3		Lap 4		Lap 5		Lap 6		Lap 7		Lap 8		Lap 9		Lap 10	
No	Time	No	Time	No	Time	No	Time	No	Time	No	Time	No	Time	No	Time	No	Time	No	Time
89	3:23.18	75	6:24.68	75	9:24.00	75	12:19.18												
75	3:28.70	73	6:34.33	73	9:24.93	70	12:19.78												
87	3:41.12	70	6:36.57	70	9:30.07	199	12:34.26												
73	3:42.91	89	6:36.96	112	9:43.85	73	12:37.36												
70	3:45.66	112	6:50.23	194	9:48.88	112	12:38.47												
81	3:54.50	81	6:52.77	81	9:49.86	105	12:38.48												
82	3:54.95	82	6:54.95	89	9:50.35	194	12:42.38												
112	3:55.21	194	6:58.19	82	9:52.24	81	12:46.39												
194	4:06.75	87	6:58.40	108	9:57.51	82	12:49.31												
107	4:07.88	108	7:07.68	90	10:06.24	74	12:53.98												
85	4:10.61	107	7:09.25	74	10:06.41	72	12:56.41												
79	4:11.80	90	7:09.88	72	10:07.54	108	12:56.90												
91	4:13.23	79	7:10.93	199	10:07.61	90	13:03.35												
90	4:13.54	53	7:11.12	198	10:08.49	89	13:04.04												
74	4:14.04	74	7:11.68	105	10:09.48	79	13:06.41												
72	4:15.14	72	7:13.07	79	10:13.29	107	13:15.38												
108	4:17.40	198	7:14.35	87	10:13.44	91	13:16.14												
71	4:17.42	91	7:20.50	107	10:17.41	87	13:24.02												
198	4:21.54	85	7:20.66	91	10:18.28	71	13:33.28												
53	4:22.54	71	7:23.60	71	10:28.14														
199	5:13.14	199	7:39.67																
105	5:13.63	105	7:41.10																



## The Vintage Sports-Car Club

### RACE 7 – HRDC ACADEMY FOR AUSTIN A30/35 2-DOOR SALOONS INCORPORATING HRDC A-SERIES CHALLENGE FOR BMC A-SERIES-POWERED CARS

#### RESULT

Pl	No	CI	Name	Car	Lap	Time	Behind	MPH	Best Lap on	MPH
1	24	ASC	Jonathan LEWIS	Austin Cooper S	12	26:59.72		71.80	2:07.19	11 76.19
2	84	ASC	Steve JONES	Morris Mini Cooper S	12	27:38.36	38.64	70.13	2:10.37	7 74.34
3	71	ASC	Tim HARBER	Austin Mini	12	27:43.36	43.64	69.92	2:10.20	7 74.43
4	36	ASC	Brian SMALL	Ashley MG Midget	12	27:54.35	54.63	69.46	2:12.38	8 73.21
5	72	ASC	Matthew JEFFREY	Austin Cooper S	12	27:54.51	54.79	69.45	2:12.21	8 73.30
6	14	ASC	Jon McDONALD	Ashley Works GT	12	28:41.46	1:41.74	67.56	2:14.11	10 72.26
7	2	ASC	Julian CROSSLEY	Austin Mini	12	28:41.96	1:42.24	67.54	2:14.07	10 72.28
8	76	ASC	Thomas GRINDALL	MG W&P GT	12	28:42.72	1:43.00	67.51	2:11.82	10 73.52
9	177	ACD	Andrew JORDAN	Austin A30 Academy	12	28:56.10	1:56.38	66.99	2:18.15	7 70.15
10	121	ACD	James COLBURN	Austin A30 Academy	12	28:56.51	1:56.79	66.97	2:18.01	7 70.22
11	132	ACD	James DORLIN	Austin A35 Academy	12	29:06.06	2:06.34	66.60	2:18.84	6 69.80
12	174	ACD	Tony SHIRTCLIFFE	Austin A35 Academy	11	27:03.31	1 Lap	65.67	2:19.75	10 69.35
13	102	ACD	Chris BINGHAM	Austin A35 Academy	11	27:04.18	1 Lap	65.64	2:19.91	6 69.27
14	110	ACD	David WEBBER	Austin A35 Academy	11	27:23.05	1 Lap	64.88	2:19.03	7 69.71
15	99	ASC	Simon CROMPTON	Austin A35 Speedwell	11	27:25.48	1 Lap	64.79	2:20.15	8 69.15
16	159	ACD	Charles KNILL-JONES	Austin A35 Academy	11	27:26.85	1 Lap	64.73	2:22.08	8 68.21
17	105	ACD	Ben COLBURN	Austin A35 Academy	11	27:35.58	1 Lap	64.39	2:23.30	7 67.63
18	135	ACD	Duncan PITTAWAY	Austin A35 Academy	11	27:54.21	1 Lap	63.67	2:22.33	3 68.09
19	106	ACD	Nick POWELL	Austin A35 Academy	11	27:57.76	1 Lap	63.54	2:25.88	9 66.43
20	151	ACD	Anthony LUCAS	Austin A35 Academy	11	28:17.45	1 Lap	62.80	2:25.91	5 66.42
21	178	ACD	Gavin WEBSTER	Austin A35 Academy	11	28:41.87	1 Lap	61.91	2:29.86	6 64.67
22	157	ACD	Marc SWAFFER	Austin A35 Academy	11	29:06.52	1 Lap	61.04	2:29.04	9 65.02
23	111	ACD	Peter BLOMFIELD	Austin A35 Academy	10	27:28.59	2 Laps	58.78	2:36.16	7 62.06

#### Not Classified

5	ASC	John YEA	Austin A40	11	26:31.57	DNF	66.98	2:16.13	9 71.19
173	ACD	Julian GRINDALL	Austin A35 Academy	10	26:17.04	DNF	61.45	2:31.14	9 64.12
112	ACD	John CLELAND	Austin A30 Academy	9	22:55.95	DNF	63.39	2:24.61	7 67.02
32	ASC	Richard DORLIN	Mini Cooper S	5	12:17.36	DNF	65.72	2:11.38	4 73.76
122	ACD	Joel HAWKINS	Austin A35 Academy	3	8:55.27	DNF	54.32	2:48.69	3 57.45
148	ACD	Thomas BUTTERFIELD	Austin A35 Academy	2	6:11.90	DNF	52.12	3:09.14	2 51.24

#### Fastest Lap

121	ACD	James COLBURN	Austin A30 Academy					2:18.01	7 70.22
24	ASC	Jonathan LEWIS	Austin Cooper S					2:07.19	11 76.19

#### AWARDS

#### Race Winner & 1<sup>st</sup> HRDC A-Series Challenge

24	ASC	Jonathan LEWIS	Austin Cooper S	
2 <sup>nd</sup>	84	ASC	Steve JONES	Morris Mini Cooper S
3 <sup>rd</sup>	71	ASC	Tim HARBER	Austin Mini

#### HRDC Academy

1 <sup>st</sup>	177	ACD	Andrew JORDAN	Austin A30 Academy
2 <sup>nd</sup>	121	ACD	James COLBURN	Austin A30 Academy
3 <sup>rd</sup>	132	ACD	James DORLIN	Austin A35 Academy

# HRDC ACADEMY & A-SERIES CHALLENGE RACE

## LAP TIMES - RACE 7

---

<b>2</b>	<b>Julian CROSSLEY</b>									
<b>Lap</b>	<b>1</b>	<b>2</b>	<b>3</b>	<b>4</b>	<b>5</b>	<b>6</b>	<b>7</b>	<b>8</b>	<b>9</b>	<b>10</b>
1	2:36.47	3:03.89	2:21.14	2:18.54	2:21.73	2:16.41	2:16.53	2:15.62	2:15.74	2:14.07
11	2:25.69	2:16.13								

---

<b>5</b>	<b>John YEA</b>									
<b>Lap</b>	<b>1</b>	<b>2</b>	<b>3</b>	<b>4</b>	<b>5</b>	<b>6</b>	<b>7</b>	<b>8</b>	<b>9</b>	<b>10</b>
1	2:40.89	3:02.68	2:20.17	2:26.80	2:18.96	2:18.74	2:17.05	2:16.34	2:16.13	2:16.46
11	2:17.35									

---

<b>14</b>	<b>Jon McDONALD</b>									
<b>Lap</b>	<b>1</b>	<b>2</b>	<b>3</b>	<b>4</b>	<b>5</b>	<b>6</b>	<b>7</b>	<b>8</b>	<b>9</b>	<b>10</b>
1	2:35.59	3:04.04	2:20.07	2:20.09	2:20.34	2:17.57	2:16.76	2:15.52	2:15.76	2:14.11
11	2:25.05	2:16.56								

---

<b>24</b>	<b>Jonathan LEWIS</b>									
<b>Lap</b>	<b>1</b>	<b>2</b>	<b>3</b>	<b>4</b>	<b>5</b>	<b>6</b>	<b>7</b>	<b>8</b>	<b>9</b>	<b>10</b>
1	2:24.96	3:08.62	2:09.82	2:09.37	2:08.73	2:08.43	2:07.93	2:07.79	2:07.66	2:07.80
11	2:07.19	2:11.42								

---

<b>32</b>	<b>Richard DORLIN</b>									
<b>Lap</b>	<b>1</b>	<b>2</b>	<b>3</b>	<b>4</b>	<b>5</b>	<b>6</b>	<b>7</b>	<b>8</b>	<b>9</b>	<b>10</b>
1	2:27.89	3:06.37	2:12.13	2:11.38	2:19.59					

---

<b>36</b>	<b>Brian SMALL</b>									
<b>Lap</b>	<b>1</b>	<b>2</b>	<b>3</b>	<b>4</b>	<b>5</b>	<b>6</b>	<b>7</b>	<b>8</b>	<b>9</b>	<b>10</b>
1	2:29.58	3:06.50	2:15.03	2:14.25	2:15.06	2:13.20	2:13.21	2:12.38	2:13.11	2:12.88
11	2:15.52	2:13.63								

---

<b>71</b>	<b>Tim HARBER</b>									
<b>Lap</b>	<b>1</b>	<b>2</b>	<b>3</b>	<b>4</b>	<b>5</b>	<b>6</b>	<b>7</b>	<b>8</b>	<b>9</b>	<b>10</b>
1	2:28.98	3:05.93	2:11.97	2:11.15	2:11.68	2:10.37	2:10.20	2:10.57	2:12.13	2:11.87
11	2:23.63	2:14.88								

---

<b>72</b>	<b>Matthew JEFFREY</b>									
<b>Lap</b>	<b>1</b>	<b>2</b>	<b>3</b>	<b>4</b>	<b>5</b>	<b>6</b>	<b>7</b>	<b>8</b>	<b>9</b>	<b>10</b>
1	2:30.30	3:06.11	2:14.98	2:14.23	2:15.05	2:13.21	2:13.51	2:12.21	2:12.95	2:12.93
11	2:15.89	2:13.14								

---

<b>76</b>	<b>Thomas GRINDALL</b>									
<b>Lap</b>	<b>1</b>	<b>2</b>	<b>3</b>	<b>4</b>	<b>5</b>	<b>6</b>	<b>7</b>	<b>8</b>	<b>9</b>	<b>10</b>
1	2:48.06	3:06.95	2:18.10	2:20.16	2:16.67	2:17.85	2:13.98	2:13.83	2:13.85	2:11.82
11	2:26.41	2:15.04								

---

<b>84</b>	<b>Steve JONES</b>									
<b>Lap</b>	<b>1</b>	<b>2</b>	<b>3</b>	<b>4</b>	<b>5</b>	<b>6</b>	<b>7</b>	<b>8</b>	<b>9</b>	<b>10</b>
1	2:26.25	3:07.75	2:11.93	2:11.55	2:11.19	2:10.57	2:10.37	2:10.95	2:11.93	2:10.71
11	2:22.22	2:12.94								

---

<b>99</b>	<b>Simon CROMPTON</b>									
<b>Lap</b>	<b>1</b>	<b>2</b>	<b>3</b>	<b>4</b>	<b>5</b>	<b>6</b>	<b>7</b>	<b>8</b>	<b>9</b>	<b>10</b>
1	2:58.24	3:01.61	2:27.60	2:24.57	2:21.31	2:22.91	2:21.35	2:20.15	2:21.63	2:21.31
11	2:24.80									
<b>102</b>	<b>Chris BINGHAM</b>									
<b>Lap</b>	<b>1</b>	<b>2</b>	<b>3</b>	<b>4</b>	<b>5</b>	<b>6</b>	<b>7</b>	<b>8</b>	<b>9</b>	<b>10</b>
1	2:42.61	3:04.29	2:21.75	2:24.12	2:23.11	2:19.91	2:21.26	2:23.65	2:20.07	2:20.16
11	2:23.25									
<b>105</b>	<b>Ben COLBURN</b>									
<b>Lap</b>	<b>1</b>	<b>2</b>	<b>3</b>	<b>4</b>	<b>5</b>	<b>6</b>	<b>7</b>	<b>8</b>	<b>9</b>	<b>10</b>
1	2:47.06	3:08.12	2:25.65	2:26.02	2:24.95	2:25.09	2:23.30	2:24.16	2:23.71	2:23.44
11	2:24.08									
<b>106</b>	<b>Nick POWELL</b>									
<b>Lap</b>	<b>1</b>	<b>2</b>	<b>3</b>	<b>4</b>	<b>5</b>	<b>6</b>	<b>7</b>	<b>8</b>	<b>9</b>	<b>10</b>
1	2:49.25	3:06.87	2:28.21	2:26.40	2:27.47	2:27.07	2:25.97	2:26.60	2:25.88	2:27.98
11	2:26.06									
<b>110</b>	<b>David WEBBER</b>									
<b>Lap</b>	<b>1</b>	<b>2</b>	<b>3</b>	<b>4</b>	<b>5</b>	<b>6</b>	<b>7</b>	<b>8</b>	<b>9</b>	<b>10</b>
1	2:39.98	3:02.82	2:20.95	2:35.96	2:21.35	2:19.24	2:19.03	2:20.93	2:19.95	2:19.63
11	2:43.21									
<b>111</b>	<b>Peter BLOMFIELD</b>									
<b>Lap</b>	<b>1</b>	<b>2</b>	<b>3</b>	<b>4</b>	<b>5</b>	<b>6</b>	<b>7</b>	<b>8</b>	<b>9</b>	<b>10</b>
1	3:07.47	3:03.40	2:38.80	2:39.87	2:37.66	2:40.48	2:36.16	2:41.87	2:36.68	2:46.20
<b>112</b>	<b>John CLELAND</b>									
<b>Lap</b>	<b>1</b>	<b>2</b>	<b>3</b>	<b>4</b>	<b>5</b>	<b>6</b>	<b>7</b>	<b>8</b>	<b>9</b>	<b>10</b>
1	2:46.02	3:09.03	2:28.31	2:26.67	2:26.91	2:24.90	2:24.61	2:24.64	2:24.86	
<b>121</b>	<b>James COLBURN</b>									
<b>Lap</b>	<b>1</b>	<b>2</b>	<b>3</b>	<b>4</b>	<b>5</b>	<b>6</b>	<b>7</b>	<b>8</b>	<b>9</b>	<b>10</b>
1	2:37.90	3:03.65	2:20.15	2:19.62	2:20.32	2:18.60	2:18.01	2:18.52	2:18.51	2:18.56
11	2:21.68	2:20.99								
<b>122</b>	<b>Joel HAWKINS</b>									
<b>Lap</b>	<b>1</b>	<b>2</b>	<b>3</b>	<b>4</b>	<b>5</b>	<b>6</b>	<b>7</b>	<b>8</b>	<b>9</b>	<b>10</b>
1	3:03.42	3:03.16	2:48.69							
<b>132</b>	<b>James DORLIN</b>									
<b>Lap</b>	<b>1</b>	<b>2</b>	<b>3</b>	<b>4</b>	<b>5</b>	<b>6</b>	<b>7</b>	<b>8</b>	<b>9</b>	<b>10</b>
1	2:39.54	3:02.80	2:20.72	2:21.65	2:19.66	2:18.84	2:19.47	2:20.23	2:19.93	2:19.48
11	2:19.80	2:23.94								
<b>135</b>	<b>Duncan PITTAWAY</b>									
<b>Lap</b>	<b>1</b>	<b>2</b>	<b>3</b>	<b>4</b>	<b>5</b>	<b>6</b>	<b>7</b>	<b>8</b>	<b>9</b>	<b>10</b>
1	2:43.82	3:04.12	2:22.33	2:44.43	2:24.40	2:25.94	2:22.82	2:24.10	2:24.36	2:33.35
11	2:24.54									
<b>148</b>	<b>Thomas BUTTERFIELD</b>									
<b>Lap</b>	<b>1</b>	<b>2</b>	<b>3</b>	<b>4</b>	<b>5</b>	<b>6</b>	<b>7</b>	<b>8</b>	<b>9</b>	<b>10</b>
1	3:02.76	3:09.14								

---

**151 Anthony LUCAS**

Lap	1	2	3	4	5	6	7	8	9	10
1	2:56.01	3:03.24	2:30.30	2:31.08	2:25.91	2:26.93	2:25.92	2:26.51	2:28.12	2:32.00
11	2:31.43									

---

**157 Marc SWAFFER**

Lap	1	2	3	4	5	6	7	8	9	10
1	3:00.26	3:01.87	2:34.57	2:36.10	2:34.84	2:33.58	2:34.05	2:31.97	2:29.04	2:34.82
11	2:35.42									

---

**159 Charles KNILL-JONES**

Lap	1	2	3	4	5	6	7	8	9	10
1	2:44.48	3:03.97	2:22.36	2:26.96	2:23.94	2:22.17	2:22.63	2:22.08	2:22.08	2:22.12
11	2:34.06									

---

**173 Julian GRINDALL**

Lap	1	2	3	4	5	6	7	8	9	10
1	2:54.81	3:03.99	2:33.14	2:32.73	2:32.99	2:31.40	2:31.68	2:32.46	2:31.14	2:32.70

---

**174 Tony SHIRTCLIFFE**

Lap	1	2	3	4	5	6	7	8	9	10
1	2:41.40	3:04.50	2:21.91	2:23.45	2:22.70	2:21.22	2:21.55	2:23.14	2:19.93	2:19.75
11	2:23.76									

---

**177 Andrew JORDAN**

Lap	1	2	3	4	5	6	7	8	9	10
1	2:38.65	3:03.32	2:20.60	2:19.21	2:20.48	2:18.67	2:18.15	2:18.61	2:18.22	2:18.28
11	2:21.26	2:20.65								

---

**178 Gavin WEBSTER**

Lap	1	2	3	4	5	6	7	8	9	10
1	2:52.62	3:05.23	2:31.58	2:31.11	2:30.90	2:29.86	2:30.16	2:31.36	2:33.12	2:34.18
11	2:31.75									

# Lap Chart

## HRDC ACADEMY & A-SERIES CHALLENGE RACE - RACE 7

Lap 1		Lap 2		Lap 3		Lap 4		Lap 5		Lap 6		Lap 7		Lap 8		Lap 9		Lap 10	
No	Time	No	Time	No	Time	No	Time	No	Time	No	Time	No	Time	No	Time	No	Time	No	Time
24	2:24.96	24	5:33.58	24	7:43.40	24	9:52.77	24	12:01.50	24	14:09.93	24	16:17.86	24	18:25.65	24	20:33.31	24	22:41.11
84	2:26.25	84	5:34.00	84	7:45.93	84	9:57.48	84	12:08.67	84	14:19.24	157	16:21.22 *1	178	18:31.46 *1	106	20:37.84 *1	105	22:48.06 *1
32	2:27.89	32	5:34.26	32	7:46.39	32	9:57.77	71	12:09.71	71	14:20.08	84	16:29.61	84	18:40.56	151	20:45.90 *1	112	22:55.95 *1
71	2:28.98	71	5:34.91	71	7:46.88	71	9:58.03	32	12:17.36	36	14:33.62	71	16:30.28	173	18:40.74 *1	84	20:52.49	135	22:56.32 *1
36	2:29.58	36	5:36.08	36	7:51.11	36	10:05.36	36	12:20.42	72	14:33.88	36	16:46.83	71	18:40.85	71	20:52.98	84	23:03.20
72	2:30.30	72	5:36.41	72	7:51.39	72	10:05.62	72	12:20.67	14	14:57.70	72	16:47.39	157	18:55.27 *1	178	21:02.82 *1	106	23:03.72 *1
14	2:35.59	14	5:39.63	14	7:59.70	14	10:19.79	14	12:40.13	2	14:58.18	111	16:47.68 *1	36	18:59.21	36	21:12.32	71	23:04.85
2	2:36.47	2	5:40.36	2	8:01.50	2	10:20.04	121	12:41.64	121	15:00.24	14	17:14.46	72	18:59.60	72	21:12.55	151	23:14.02 *1
121	2:37.90	121	5:41.55	121	8:01.70	121	10:21.32	2	12:41.77	177	15:00.93	111	17:14.71	111	19:23.84 *1	173	21:13.20 *1	36	23:25.20
177	2:38.65	177	5:41.97	177	8:02.57	177	10:21.78	177	12:42.26	132	15:03.21	121	17:18.25	14	19:29.98	157	21:27.24 *1	72	23:25.48
132	2:39.54	132	5:42.34	132	8:03.06	132	10:24.71	132	12:44.37	76	15:07.79	177	17:19.08	2	19:30.33	14	21:45.74	178	23:35.94 *1
110	2:39.98	110	5:42.80	5	8:03.74	5	10:30.54	5	12:49.50	5	15:08.24	76	17:21.77	76	19:35.60	2	21:46.07	173	23:44.34 *1
5	2:40.89	5	5:43.57	110	8:03.75	174	10:31.26	76	12:49.94	174	15:15.18	132	17:22.68	121	19:36.77	76	21:49.45	157	23:56.28 *1
174	2:41.40	174	5:45.90	174	8:07.81	102	10:32.77	174	12:53.96	102	15:15.79	5	17:25.29	177	19:37.69	121	21:55.28	14	23:59.85
102	2:42.61	102	5:46.90	102	8:08.65	76	10:33.27	102	12:55.88	110	15:20.30	174	17:36.73	5	19:41.63	177	21:55.91	2	24:00.14
135	2:43.82	135	5:47.94	135	8:10.27	159	10:37.77	110	13:01.06	159	15:23.88	102	17:37.05	132	19:42.91	5	21:57.76	76	24:01.27
159	2:44.48	159	5:48.45	159	8:10.81	110	10:39.71	159	13:01.71	99	15:36.24	110	17:39.33	174	19:59.87	132	22:02.84	121	24:13.84
112	2:46.02	76	5:55.01	76	8:13.11	105	10:46.85	105	13:11.80	105	15:36.89	159	17:46.51	110	20:00.26	111	22:05.71 *1	177	24:14.19
105	2:47.06	112	5:55.05	105	8:20.83	112	10:50.03	99	13:13.33	112	15:41.84	99	17:57.59	102	20:00.70	174	22:19.80	5	24:14.22
76	2:48.06	105	5:55.18	112	8:23.36	106	10:50.73	112	13:16.94	135	15:45.04	105	18:00.19	159	20:08.59	110	22:20.21	132	24:22.32
106	2:49.25	106	5:56.12	106	8:24.33	99	10:52.02	106	13:18.20	106	15:45.27	112	18:06.45	99	20:17.74	102	22:20.77	174	24:39.55
178	2:52.62	178	5:57.85	99	8:27.45	135	10:54.70	135	13:19.10	151	15:53.47	135	18:07.86	105	20:24.35	159	22:30.67	110	24:39.84
173	2:54.81	173	5:58.80	178	8:29.43	178	11:00.54	151	13:26.54	178	16:01.30	106	18:11.24	112	20:31.09	99	22:39.37	102	24:40.93
151	2:56.01	151	5:59.25	151	8:29.55	151	11:00.63	178	13:31.44	173	16:09.06	151	18:19.39	135	20:31.96			111	24:42.39 *1
99	2:58.24	99	5:59.85	173	8:31.94	173	11:04.67	173	13:37.66										
157	3:00.26	157	6:02.13	157	8:36.70	157	11:12.80	157	13:47.64										
148	3:02.76	122	6:06.58	111	8:49.67	111	11:29.54	111	14:07.20										
122	3:03.42	111	6:10.87	122	8:55.27														
111	3:07.47	148	6:11.90																

# Lap Chart

## HRDC ACADEMY & A-SERIES CHALLENGE RACE - RACE 7

Lap 11		Lap 12		Lap 13		Lap 14		Lap 15		Lap 16		Lap 17		Lap 18		Lap 19		Lap 20	
No	Time	No	Time	No	Time	No	Time	No	Time	No	Time	No	Time	No	Time	No	Time	No	Time
24	24:48.30	24	26:59.72																
159	24:52.79 *1	174	27:03.31 *1																
99	25:00.68 *1	102	27:04.18 *1																
105	25:11.50 *1	110	27:23.05 *1																
84	25:25.42	99	27:25.48 *1																
71	25:28.48	159	27:26.85 *1																
135	25:29.67 *1	111	27:28.59 *2																
106	25:31.70 *1	105	27:35.58 *1																
36	25:40.72	84	27:38.36																
72	25:41.37	71	27:43.36																
151	25:46.02 *1	135	27:54.21 *1																
178	26:10.12 *1	36	27:54.35																
173	26:17.04 *1	72	27:54.51																
14	26:24.90	106	27:57.76 *1																
2	26:25.83	151	28:17.45 *1																
76	26:27.68	14	28:41.46																
157	26:31.10 *1	178	28:41.87 *1																
5	26:31.57	2	28:41.96																
177	26:35.45	76	28:42.72																
121	26:35.52	177	28:56.10																
132	26:42.12	121	28:56.51																
		132	29:06.06																
		157	29:06.52 *1																



# RACE GRID

## HRDC ACADEMY & A-SERIES CHALLENGE RACE

### RACE 7

ROW 16			
ROW 15	<b>76</b> Thomas GRINDALL		<b>99</b> Simon CROMPTON
ROW 14		<b>122</b> 02:40.020 Joel HAWKINS	<b>111</b> 02:50.100 Peter BLOMFIELD
ROW 13	<b>178</b> 02:37.860 Gavin WEBSTER		<b>157</b> 02:38.120 Marc SWAFFER
ROW 12		<b>173</b> 02:35.400 Julian GRINDALL	<b>148</b> 02:36.300 Thomas BUTTERFIELD
ROW 11	<b>106</b> 02:29.720 Nick POWELL		<b>151</b> 02:30.520 Anthony LUCAS
ROW 10		<b>105</b> 02:27.870 Ben COLBURN	<b>112</b> 02:28.270 John CLELAND
ROW 9	<b>135</b> 02:26.780 Duncan PITTAWAY		<b>125</b> 02:27.390 Stephen POTTS
ROW 8		<b>159</b> 02:25.090 Charles KNILL-JONES	<b>174</b> 02:26.090 Tony SHIRTCLIFFE
ROW 7	<b>110</b> 02:23.920 David WEBBER		<b>102</b> 02:24.370 Chris BINGHAM
ROW 6		<b>2</b> 02:21.840 Julian CROSSLEY	<b>132</b> 02:22.690 James DORLIN
ROW 5	<b>177</b> 02:21.350 Andrew JORDAN		<b>5</b> 02:21.570 John YEA
ROW 4		<b>14</b> 02:19.330 Jon McDONALD	<b>121</b> 02:21.130 James COLBURN
ROW 3	<b>72</b> 02:17.670 Matthew JEFFREY		<b>36</b> 02:18.110 Brian SMALL
ROW 2		<b>71</b> 02:14.940 Tim HARBER	<b>32</b> 02:16.470 Richard DORLIN
ROW 1	<b>24</b> 02:12.570 Jonathan LEWIS		<b>84</b> 02:14.530 Steve JONES

POLE



## The Vintage Sports-Car Club

### RACE 8 – THE OULTON PARK TROPHY RACE FOR SPECIAL PRE-WAR SPORTS-CARS (VSCC SET 4)

#### RESULT

Pl	No	Cl	Name	Car	Lap	Time	Behind	MPH	Best Lap on	MPH	Handicap
1	15		Charles GILLETT	Frazer Nash Super Sports	5	12:00.88		67.22	2:21.07	5	68.70
2	23		Dougal CAWLEY	GN/Ford Piglet	5	12:01.31	0.43	67.18	2:19.55	4	69.45
3	32		Andrew MITCHELL	HRG 1½ Litre	5	12:02.87	1.99	67.03	2:21.18	4	68.64
4	105		Michael JAMES	Riley 12/4 TT Sprite Rep	5	12:07.27	6.39	66.63	2:22.69	5	67.92 13.82
5	47		Mark BRETT	Ballamy-Ford (LMB) V8 Spl	5	12:22.90	22.02	65.23	2:25.82	2	66.46 13.80*
6	122		Mark GILLIES	Aston Martin Monoposto	5	12:24.45	23.57	65.09	2:22.68	5	67.92 31.05
7	40		Richard ILIFFE	Riley Kestrel 12/4 Spl	5	12:24.83	23.95	65.06	2:25.34	5	66.68 18.13
8	195		Jo BLAKENEY-EDWARDS	Frazer Nash Super Sports	5	12:27.77	26.89	64.80	2:25.42	5	66.64 20.67
9	30		Charles JONES	MG L Magna	5	12:27.87	26.99	64.79	2:25.08	5	66.80 22.47
10	45		Greg LERIGO	Riley Special	5	12:41.77	40.89	63.61	2:28.05	3	65.46 21.52
11	55		Jeffrey EDWARDS	Alvis Sports Special	5	13:15.93	1:15.05	60.88	2:36.07	2	62.10 15.58
12	74		Michael NEW	Riley 12/4	5	14:17.43	2:16.55	56.51	2:46.38	5	58.25 25.53
13	112		David MORLEY	Riley Special	5	14:26.41	2:25.53	55.93	2:49.04	4	57.33 21.21
14	72		David SAXL	Riley 12/4 Special	5	14:28.44	2:27.56	55.80	2:46.66	3	58.15 35.14
15	68		Dennis BINGHAM	Riley Falcon Special	5	14:51.04	2:50.16	54.38	2:54.92	3	55.40 16.44
16	113		Michael BARBER	MG Q Type Replica	4	12:22.23	1 Lap	52.23	2:58.24	4	54.37 29.27

#### Not Classified

54	David DANIELS	Riley Grebe Replica	3	10:52.80	DNF	44.54	3:35.31	2	45.01
56	Simon KELLEWAY	Riley Sprite 12/4	1	3:50.54	DNF	42.04		0	0.00

#### Fastest Lap

23	Dougal CAWLEY	GN/Ford Piglet					2:19.55	4	69.45
----	---------------	----------------	--	--	--	--	---------	---	-------

No 15 – Ineligible for awards due to running without wings/lights

#### AWARDS

#### Winner of the Oulton Park Trophy, First Car over 3000cc & First Vintage Car

23	Dougal CAWLEY	GN/Ford Piglet	
3 <sup>rd</sup>	32	Andrew MITCHELL	HRG 1½ Litre (& 1 <sup>st</sup> Car 1101-2000cc)

#### Other Vintage Cars

2 <sup>nd</sup>	195	Jo BLAKENEY-EDWARDS	Frazer Nash Super Sports
-----------------	-----	---------------------	--------------------------

#### First on Handicap

47	Mark BRETT	Ballamy-Ford (LMB) V8 Spl
----	------------	---------------------------

#### SUPPORTED BY

**HAGERTY**  
CLASSIC CAR INSURANCE

# THE OULTON PARK TROPHY RACE (VSCC SET 4)

## LAP TIMES - RACE 8

<b>15</b>	<b>Charles GILLETT</b>										
	<b>Lap</b>	<b>1</b>	<b>2</b>	<b>3</b>	<b>4</b>	<b>5</b>	<b>6</b>	<b>7</b>	<b>8</b>	<b>9</b>	<b>10</b>
	1	2:31.21	2:23.45	2:22.71	2:22.44	2:21.07					
<b>23</b>	<b>Dougal CAWLEY</b>										
	<b>Lap</b>	<b>1</b>	<b>2</b>	<b>3</b>	<b>4</b>	<b>5</b>	<b>6</b>	<b>7</b>	<b>8</b>	<b>9</b>	<b>10</b>
	1	2:31.04	2:25.56	2:25.02	2:19.55	2:20.14					
<b>30</b>	<b>Charles JONES</b>										
	<b>Lap</b>	<b>1</b>	<b>2</b>	<b>3</b>	<b>4</b>	<b>5</b>	<b>6</b>	<b>7</b>	<b>8</b>	<b>9</b>	<b>10</b>
	1	2:37.76	2:28.70	2:29.17	2:27.16	2:25.08					
<b>32</b>	<b>Andrew MITCHELL</b>										
	<b>Lap</b>	<b>1</b>	<b>2</b>	<b>3</b>	<b>4</b>	<b>5</b>	<b>6</b>	<b>7</b>	<b>8</b>	<b>9</b>	<b>10</b>
	1	2:33.45	2:23.15	2:22.75	2:21.18	2:22.34					
<b>40</b>	<b>Richard ILIFFE</b>										
	<b>Lap</b>	<b>1</b>	<b>2</b>	<b>3</b>	<b>4</b>	<b>5</b>	<b>6</b>	<b>7</b>	<b>8</b>	<b>9</b>	<b>10</b>
	1	2:37.99	2:27.96	2:26.00	2:27.54	2:25.34					
<b>45</b>	<b>Greg LERIGO</b>										
	<b>Lap</b>	<b>1</b>	<b>2</b>	<b>3</b>	<b>4</b>	<b>5</b>	<b>6</b>	<b>7</b>	<b>8</b>	<b>9</b>	<b>10</b>
	1	2:40.08	2:29.96	2:28.05	2:32.46	2:31.22					
<b>47</b>	<b>Mark BRETT</b>										
	<b>Lap</b>	<b>1</b>	<b>2</b>	<b>3</b>	<b>4</b>	<b>5</b>	<b>6</b>	<b>7</b>	<b>8</b>	<b>9</b>	<b>10</b>
	1	2:35.98	2:25.82	2:27.01	2:27.23	2:26.86					
<b>54</b>	<b>David DANIELS</b>										
	<b>Lap</b>	<b>1</b>	<b>2</b>	<b>3</b>	<b>4</b>	<b>5</b>	<b>6</b>	<b>7</b>	<b>8</b>	<b>9</b>	<b>10</b>
	1	3:31.40	3:35.31	3:46.09							
<b>55</b>	<b>Jeffrey EDWARDS</b>										
	<b>Lap</b>	<b>1</b>	<b>2</b>	<b>3</b>	<b>4</b>	<b>5</b>	<b>6</b>	<b>7</b>	<b>8</b>	<b>9</b>	<b>10</b>
	1	2:46.98	2:36.07	2:37.24	2:38.17	2:37.47					
<b>56</b>	<b>Simon KELLEWAY</b>										
	<b>Lap</b>	<b>1</b>	<b>2</b>	<b>3</b>	<b>4</b>	<b>5</b>	<b>6</b>	<b>7</b>	<b>8</b>	<b>9</b>	<b>10</b>
	1	3:50.54									
<b>68</b>	<b>Dennis BINGHAM</b>										
	<b>Lap</b>	<b>1</b>	<b>2</b>	<b>3</b>	<b>4</b>	<b>5</b>	<b>6</b>	<b>7</b>	<b>8</b>	<b>9</b>	<b>10</b>
	1	3:04.35	2:58.23	2:54.92	2:58.01	2:55.53					
<b>72</b>	<b>David SAXL</b>										
	<b>Lap</b>	<b>1</b>	<b>2</b>	<b>3</b>	<b>4</b>	<b>5</b>	<b>6</b>	<b>7</b>	<b>8</b>	<b>9</b>	<b>10</b>
	1	3:05.40	2:56.56	2:46.66	2:48.74	2:51.08					
<b>74</b>	<b>Michael NEW</b>										
	<b>Lap</b>	<b>1</b>	<b>2</b>	<b>3</b>	<b>4</b>	<b>5</b>	<b>6</b>	<b>7</b>	<b>8</b>	<b>9</b>	<b>10</b>
	1	3:05.01	2:49.34	2:49.19	2:47.51	2:46.38					

---

<b>105</b>	<b>Michael JAMES</b>									
<b>Lap</b>	<b>1</b>	<b>2</b>	<b>3</b>	<b>4</b>	<b>5</b>	<b>6</b>	<b>7</b>	<b>8</b>	<b>9</b>	<b>10</b>
1	2:35.23	2:23.23	2:22.81	2:23.31	2:22.69					

---

<b>112</b>	<b>David MORLEY</b>									
<b>Lap</b>	<b>1</b>	<b>2</b>	<b>3</b>	<b>4</b>	<b>5</b>	<b>6</b>	<b>7</b>	<b>8</b>	<b>9</b>	<b>10</b>
1	3:07.67	2:50.62	2:49.80	2:49.04	2:49.28					

---

<b>113</b>	<b>Michael BARBER</b>									
<b>Lap</b>	<b>1</b>	<b>2</b>	<b>3</b>	<b>4</b>	<b>5</b>	<b>6</b>	<b>7</b>	<b>8</b>	<b>9</b>	<b>10</b>
1	3:21.67	3:01.64	3:00.68	2:58.24						

---

<b>122</b>	<b>Mark GILLIES</b>									
<b>Lap</b>	<b>1</b>	<b>2</b>	<b>3</b>	<b>4</b>	<b>5</b>	<b>6</b>	<b>7</b>	<b>8</b>	<b>9</b>	<b>10</b>
1	2:33.40	2:22.84	2:42.38	2:23.15	2:22.68					

---

<b>195</b>	<b>Jo BLAKENEY-EDWARDS</b>									
<b>Lap</b>	<b>1</b>	<b>2</b>	<b>3</b>	<b>4</b>	<b>5</b>	<b>6</b>	<b>7</b>	<b>8</b>	<b>9</b>	<b>10</b>
1	2:37.27	2:28.45	2:29.75	2:26.88	2:25.42					

---

# Lap Chart

## THE OULTON PARK TROPHY RACE (VSCC SET 4) - RACE 8

Lap 1		Lap 2		Lap 3		Lap 4		Lap 5		Lap 6		Lap 7		Lap 8		Lap 9		Lap 10	
No	Time	No	Time	No	Time	No	Time	No	Time	No	Time	No	Time	No	Time	No	Time	No	Time
23	2:31.04	15	4:54.66	15	7:17.37	15	9:39.81	15	12:00.88										
15	2:31.21	122	4:56.24	32	7:19.35	32	9:40.53	23	12:01.31										
122	2:33.40	23	4:56.60	105	7:21.27	23	9:41.17	32	12:02.87										
32	2:33.45	32	4:56.60	23	7:21.62	105	9:44.58	105	12:07.27										
105	2:35.23	105	4:58.46	47	7:28.81	47	9:56.04	113	12:22.23 *1										
47	2:35.98	47	5:01.80	40	7:31.95	40	9:59.49	47	12:22.90										
195	2:37.27	195	5:05.72	195	7:35.47	122	10:01.77	122	12:24.45										
30	2:37.76	40	5:05.95	30	7:35.63	195	10:02.35	40	12:24.83										
40	2:37.99	30	5:06.46	45	7:38.09	30	10:02.79	195	12:27.77										
45	2:40.08	45	5:10.04	122	7:38.62	45	10:10.55	30	12:27.87										
55	2:46.98	55	5:23.05	55	8:00.29	55	10:38.46	45	12:41.77										
68	3:04.35	74	5:54.35	74	8:43.54	54	10:52.80 *1	55	13:15.93										
74	3:05.01	112	5:58.29	112	8:48.09	74	11:31.05	74	14:17.43										
72	3:05.40	72	6:01.96	72	8:48.62	112	11:37.13	112	14:26.41										
112	3:07.67	68	6:02.58	68	8:57.50	72	11:37.36	72	14:28.44										
113	3:21.67	113	6:23.31	113	9:23.99	68	11:55.51	68	14:51.04										
54	3:31.40	54	7:06.71																
56	3:50.54																		

# RACE GRID

## THE OULTON PARK TROPHY RACE (VSCC SET 4)

### RACE 8

ROW 10		<b>112</b> 03:28.870 David MORLEY		<b>113</b> 03:31.740 Michael BARBER
ROW 9	<b>72</b> 03:19.530 David SAXL		<b>74</b> 03:26.430 Michael NEW	
ROW 8		<b>54</b> 03:16.180 David DANIELS		<b>56</b> 03:17.740 Simon KELLEWAY
ROW 7	<b>53</b> 03:13.060 Jonathan SHARP		<b>68</b> 03:15.350 Dennis BINGHAM	
ROW 6		<b>45</b> 03:03.090 Greg LERIGO		<b>55</b> 03:07.270 Jeffrey EDWARDS
ROW 5	<b>40</b> 02:57.090 Richard ILIFFE		<b>47</b> 03:02.470 Mark BRETT	
ROW 4		<b>30</b> 02:52.960 Charles JONES		<b>97</b> 02:54.110 James MORLEY
ROW 3	<b>23</b> 02:47.960 Dougal CAWLEY		<b>105</b> 02:50.240 Michael JAMES	
ROW 2		<b>122</b> 02:38.220 Mark GILLIES		<b>195</b> 02:47.890 Jo BLAKENEY-EDWARD
ROW 1	<b>15</b> 02:31.370 Charles GILLETT		<b>32</b> 02:35.700 Andrew MITCHELL	

POLE



## The Vintage Sports-Car Club

### RACE 9 – RACE FOR FORMULA 3 (500) RACING CARS

#### RESULT

Pl	No	Cl	Name	Car	Lap	Time	Behind	MPH	Best Lap on	MPH	Handicap
1	17		Peter DE LA ROCHE	Cooper MK V	5	11:37.46		69.47	2:16.97	2	70.75
2	10		Richard ELLINGWORTH	Cooper MK IX	5	11:44.44	6.98	68.79	2:19.18	4	69.63
3	6		Darrell WOODS	Cooper MK XII	5	11:44.85	7.39	68.75	2:18.72	4	69.86
4	34		Mike FOWLER	Cooper MK V	5	11:45.27	7.81	68.71	2:19.29	5	69.58 8.82*
5	115		Ian PHILLIPS	Cooper MK X	5	12:41.49	1:04.03	63.63	2:27.64	5	65.64 23.29
6	161		Stuart WRIGHT	Cooper MK XI	5	12:48.43	1:10.97	63.06	2:30.67	5	64.32 15.08
7	8		Roy HUNT	Martin	5	12:48.60	1:11.14	63.04	2:30.14	3	64.55 17.90
8	103		Gareth JONES	Cousy No2	5	13:01.69	1:24.23	61.99	2:30.60	3	64.35 28.69
9	119		JB JONES	JLR	5	13:13.19	1:35.73	61.09	2:33.65	4	63.07 24.94
10	36		Kerry HORAN	Trenberth	5	13:15.42	1:37.96	60.92	2:33.70	4	63.05 26.92
11	100		Steven JEFFORDS	Cooper MK VIII	5	13:33.59	1:56.13	59.56	2:38.80	5	61.03 19.59

#### Not Classified

121	Simon FROST	Terigi	4	11:05.25	DNF	58.27	2:38.79	2	61.03
86	John TURNER	Cooper MK IX	2	6:06.94	DNF	52.82	3:17.61	2	49.04
65	Richard DE LA ROCHE	Smith Buckler	1	3:09.37	DNF	51.18		0	0.00
187	Andrew TURNER	Cooper MK VI	0		Starter				
59	Xavier KINGSLAND	Staride MK 3	0		Starter				

#### Fastest Lap

17	Peter DE LA ROCHE	Cooper MK V					2:16.97	2	70.75
----	-------------------	-------------	--	--	--	--	---------	---	-------

#### AWARDS

##### Race Winner & 1<sup>st</sup> Class P2

17	Peter DE LA ROCHE	Cooper MK V	
2 <sup>nd</sup>	10	Richard ELLINGWORTH	Cooper MK IX (& 1 <sup>st</sup> Class P3)
3 <sup>rd</sup>	6	Darrell WOODS	Cooper MK XII

##### Other Class Winners

119	JB JONES	JLR	(1 <sup>st</sup> Class P1)
-----	----------	-----	----------------------------

##### First on Handicap

34	Mike FOWLER	Cooper MK V	
----	-------------	-------------	--

# F3 (500) RACING CARS

## LAP TIMES - RACE 9

---

**6 Darrell WOODS**

Lap	1	2	3	4	5	6	7	8	9	10
1	2:25.33	2:21.46	2:19.86	2:18.72	2:19.48					

---

**8 Roy HUNT**

Lap	1	2	3	4	5	6	7	8	9	10
1	2:39.52	2:33.99	2:30.14	2:32.06	2:32.89					

---

**10 Richard ELLINGWORTH**

Lap	1	2	3	4	5	6	7	8	9	10
1	2:24.04	2:21.84	2:19.89	2:19.18	2:19.49					

---

**17 Peter DE LA ROCHE**

Lap	1	2	3	4	5	6	7	8	9	10
1	2:21.42	2:16.97	2:22.77	2:18.62	2:17.68					

---

**34 Mike FOWLER**

Lap	1	2	3	4	5	6	7	8	9	10
1	2:26.06	2:19.62	2:20.74	2:19.56	2:19.29					

---

**36 Kerry HORAN**

Lap	1	2	3	4	5	6	7	8	9	10
1	2:50.61	2:39.53	2:37.54	2:33.70	2:34.04					

---

**65 Richard DE LA ROCHE**

Lap	1	2	3	4	5	6	7	8	9	10
1	3:09.37									

---

**86 John TURNER**

Lap	1	2	3	4	5	6	7	8	9	10
1	2:49.33	3:17.61								

---

**100 Steven JEFFORDS**

Lap	1	2	3	4	5	6	7	8	9	10
1	2:54.31	2:40.27	2:40.89	2:39.32	2:38.80					

---

**103 Gareth JONES**

Lap	1	2	3	4	5	6	7	8	9	10
1	2:44.90	2:31.51	2:30.60	2:31.56	2:43.12					

---

**115 Ian PHILLIPS**

Lap	1	2	3	4	5	6	7	8	9	10
1	2:44.26	2:30.97	2:28.89	2:29.73	2:27.64					

---

**119 JB JONES**

Lap	1	2	3	4	5	6	7	8	9	10
1	2:54.56	2:36.83	2:33.79	2:33.65	2:34.36					

---

**121 Simon FROST**

Lap	1	2	3	4	5	6	7	8	9	10
1	2:49.34	2:38.79	2:41.99	2:55.13						



---

**161 Stuart WRIGHT**

<b>Lap</b>	<b>1</b>	<b>2</b>	<b>3</b>	<b>4</b>	<b>5</b>	<b>6</b>	<b>7</b>	<b>8</b>	<b>9</b>	<b>10</b>
1	2:36.33	2:36.34	2:33.92	2:31.17	2:30.67					

# Lap Chart

## F3 (500) RACING CARS - RACE 9


Lap 1		Lap 2		Lap 3		Lap 4		Lap 5		Lap 6		Lap 7		Lap 8		Lap 9		Lap 10	
No	Time	No	Time	No	Time	No	Time	No	Time	No	Time	No	Time	No	Time	No	Time	No	Time
17	2:21.42	17	4:38.39	17	7:01.16	17	9:19.78	17	11:37.46										
10	2:24.04	34	4:45.68	10	7:05.77	10	9:24.95	10	11:44.44										
6	2:25.33	10	4:45.88	34	7:06.42	6	9:25.37	6	11:44.85										
34	2:26.06	6	4:46.79	6	7:06.65	34	9:25.98	34	11:45.27										
161	2:36.33	161	5:12.67	8	7:43.65	115	10:13.85	115	12:41.49										
8	2:39.52	8	5:13.51	115	7:44.12	8	10:15.71	161	12:48.43										
115	2:44.26	115	5:15.23	161	7:46.59	161	10:17.76	8	12:48.60										
103	2:44.90	103	5:16.41	103	7:47.01	103	10:18.57	103	13:01.69										
86	2:49.33	121	5:28.13	119	8:05.18	119	10:38.83	119	13:13.19										
121	2:49.34	36	5:30.14	36	8:07.68	36	10:41.38	36	13:15.42										
36	2:50.61	119	5:31.39	121	8:10.12	100	10:54.79	100	13:33.59										
100	2:54.31	100	5:34.58	100	8:15.47	121	11:05.25												
119	2:54.56	86	6:06.94																
65	3:09.37																		

# RACE GRID

## F3 (500) RACING CARS

### RACE 9

ROW 8		<b>115</b> Ian PHILLIPS		<b>86</b> John TURNER	
ROW 7	<b>36</b> 02:51.230 Kerry HORAN		<b>100</b> 02:55.430 Steven JEFFORDS		
ROW 6		<b>161</b> 02:47.850 Stuart WRIGHT		<b>103</b> 02:50.110 Gareth JONES	
ROW 5	<b>121</b> 02:46.580 Simon FROST		<b>8</b> 02:47.750 Roy HUNT		
ROW 4		<b>119</b> 02:33.720 JB JONES		<b>65</b> 02:34.970 Richard DE LA ROCHE	
ROW 3	<b>34</b> 02:32.100 Mike FOWLER		<b>187</b> 02:33.680 Andrew TURNER		
ROW 2		<b>17</b> 02:29.930 Peter DE LA ROCHE		<b>6</b> 02:31.300 Darrell WOODS	
ROW 1	<b>10</b> 02:25.720 Richard ELLINGWORTH		<b>59</b> 02:28.210 Xavier KINGSLAND		
<b>POLE</b>					





## The Vintage Sports-Car Club

### RACE 10 – ALL-COMERS SHORT HANDICAP RACE FOR PRE-WAR CARS (VSCC SET 6)

#### RESULT

Pl	No	Cl	Name	Car	Lap	Time	Behind	MPH	Best Lap on	MPH
1	31		Tony SEBER	Wolseley Hornet Special	4	11:09.67		68.05	2:19.42	3 69.51
2	41		Mike PAINTER	MG Kayne	4	11:10.75	1.08	65.62	2:26.00	4 66.38
3	40		Richard ILIFFE	Riley Kestrel 12/4 Spl	4	11:16.82	7.15	64.95	2:27.20	2 65.84
4	69		Anthony FENWICK-WILSON	Railton LS Tourer	4	11:17.66	7.99	59.85	2:38.29	3 61.22
5	11		Philip BEWLEY	Bugatti T35	4	11:22.33	12.66	59.43	2:38.91	3 60.99
6	62		Nigel HALL	Lagonda LG45	4	11:22.63	12.96	61.28	2:35.03	4 62.51
7	49		Mark ELDER	Austin Sports Special	4	11:30.68	21.01	61.47	2:34.39	4 62.77
8	29		Christian PEDERSEN	Austin 7 Special	4	11:30.72	21.05	66.18	2:18.86	3 69.79
9	67		Fred BOOTHBY	MG J2	4	11:35.15	25.48	58.28	2:42.73	2 59.55
10	44		James POTTER	Riley Brooklands	4	11:35.22	25.55	61.03	2:33.54	2 63.12
11	55		Jeffrey EDWARDS	Alvis Sports Special	4	11:35.56	25.89	60.99	2:35.42	2 62.35
12	50		Trevor SWETE	Invicta S Type	4	11:36.31	26.64	60.92	2:35.70	2 62.24
13	45		Greg LERIGO	Riley Special	4	11:37.17	27.50	62.81	2:28.23	2 65.38
14	33		Simon STOKES	Riley Treen	4	11:57.30	47.63	62.80	2:30.09	3 64.57
15	190		Noel RUNNELS-MOSS	Vauxhall Quartermaine	4	11:58.42	48.75	53.96	2:54.59	3 55.51
16	52		Nicholas LEES	Riley Special 2Str	4	12:13.83	1:04.16	57.53	2:43.05	2 59.44
17	106		Nicholas MORLEY	Lagonda LG45 Open 2	4	13:33.22	2:23.55	50.79	3:05.84	3 52.15

#### Fastest Lap

29	Christian PEDERSEN	Austin 7 Special	2:18.86	3 69.79
----	--------------------	------------------	---------	---------

#### AWARDS

##### Race Winner

31	Tony SEBER	Wolseley Hornet Special
2 <sup>nd</sup>	41 Mike PAINTER	MG Kayne
3 <sup>rd</sup>	40 Richard ILIFFE	Riley Kestrel 12/4 Spl
4 <sup>th</sup>	69 Anthony FENWICK-WILSON	Railton LS Tourer

# HANDICAP RACE FOR PRE-WAR CARS (VSCC SET 6)

## LAP TIMES - RACE 10

<b>11</b>	<b>Philip BEWLEY</b>										
	<b>Lap</b>	<b>1</b>	<b>2</b>	<b>3</b>	<b>4</b>	<b>5</b>	<b>6</b>	<b>7</b>	<b>8</b>	<b>9</b>	<b>10</b>
	1	3:21.87	2:40.59	2:38.91	2:40.96						
<b>29</b>	<b>Christian PEDERSEN</b>										
	<b>Lap</b>	<b>1</b>	<b>2</b>	<b>3</b>	<b>4</b>	<b>5</b>	<b>6</b>	<b>7</b>	<b>8</b>	<b>9</b>	<b>10</b>
	1	4:19.90	2:19.07	2:18.86	2:32.89						
<b>31</b>	<b>Tony SEBER</b>										
	<b>Lap</b>	<b>1</b>	<b>2</b>	<b>3</b>	<b>4</b>	<b>5</b>	<b>6</b>	<b>7</b>	<b>8</b>	<b>9</b>	<b>10</b>
	1	4:07.91	2:19.48	2:19.42	2:22.86						
<b>33</b>	<b>Simon STOKES</b>										
	<b>Lap</b>	<b>1</b>	<b>2</b>	<b>3</b>	<b>4</b>	<b>5</b>	<b>6</b>	<b>7</b>	<b>8</b>	<b>9</b>	<b>10</b>
	1	4:22.44	2:33.01	2:30.09	2:31.76						
<b>40</b>	<b>Richard ILIFFE</b>										
	<b>Lap</b>	<b>1</b>	<b>2</b>	<b>3</b>	<b>4</b>	<b>5</b>	<b>6</b>	<b>7</b>	<b>8</b>	<b>9</b>	<b>10</b>
	1	3:52.81	2:27.20	2:29.11	2:27.70						
<b>41</b>	<b>Mike PAINTER</b>										
	<b>Lap</b>	<b>1</b>	<b>2</b>	<b>3</b>	<b>4</b>	<b>5</b>	<b>6</b>	<b>7</b>	<b>8</b>	<b>9</b>	<b>10</b>
	1	3:51.72	2:26.46	2:26.57	2:26.00						
<b>44</b>	<b>James POTTER</b>										
	<b>Lap</b>	<b>1</b>	<b>2</b>	<b>3</b>	<b>4</b>	<b>5</b>	<b>6</b>	<b>7</b>	<b>8</b>	<b>9</b>	<b>10</b>
	1	3:47.09	2:33.54	2:35.90	2:38.69						
<b>45</b>	<b>Greg LERIGO</b>										
	<b>Lap</b>	<b>1</b>	<b>2</b>	<b>3</b>	<b>4</b>	<b>5</b>	<b>6</b>	<b>7</b>	<b>8</b>	<b>9</b>	<b>10</b>
	1	3:53.74	2:28.23	2:35.04	2:40.16						
<b>49</b>	<b>Mark ELDER</b>										
	<b>Lap</b>	<b>1</b>	<b>2</b>	<b>3</b>	<b>4</b>	<b>5</b>	<b>6</b>	<b>7</b>	<b>8</b>	<b>9</b>	<b>10</b>
	1	3:44.61	2:35.45	2:36.23	2:34.39						
<b>50</b>	<b>Trevor SWETE</b>										
	<b>Lap</b>	<b>1</b>	<b>2</b>	<b>3</b>	<b>4</b>	<b>5</b>	<b>6</b>	<b>7</b>	<b>8</b>	<b>9</b>	<b>10</b>
	1	3:45.64	2:35.70	2:35.91	2:39.06						
<b>52</b>	<b>Nicholas LEES</b>										
	<b>Lap</b>	<b>1</b>	<b>2</b>	<b>3</b>	<b>4</b>	<b>5</b>	<b>6</b>	<b>7</b>	<b>8</b>	<b>9</b>	<b>10</b>
	1	3:50.35	2:43.05	2:47.35	2:53.08						
<b>55</b>	<b>Jeffrey EDWARDS</b>										
	<b>Lap</b>	<b>1</b>	<b>2</b>	<b>3</b>	<b>4</b>	<b>5</b>	<b>6</b>	<b>7</b>	<b>8</b>	<b>9</b>	<b>10</b>
	1	3:44.25	2:35.42	2:37.02	2:38.87						
<b>62</b>	<b>Nigel HALL</b>										
	<b>Lap</b>	<b>1</b>	<b>2</b>	<b>3</b>	<b>4</b>	<b>5</b>	<b>6</b>	<b>7</b>	<b>8</b>	<b>9</b>	<b>10</b>
	1	3:35.08	2:36.30	2:36.22	2:35.03						

---

<b>67</b>	<b>Fred BOOTHBY</b>										
	<b>Lap</b>	<b>1</b>	<b>2</b>	<b>3</b>	<b>4</b>	<b>5</b>	<b>6</b>	<b>7</b>	<b>8</b>	<b>9</b>	<b>10</b>
	1	3:20.95	2:42.73	2:43.43	2:48.04						

---

<b>69</b>	<b>Anthony FENWICK-WILSON</b>										
	<b>Lap</b>	<b>1</b>	<b>2</b>	<b>3</b>	<b>4</b>	<b>5</b>	<b>6</b>	<b>7</b>	<b>8</b>	<b>9</b>	<b>10</b>
	1	3:18.40	2:40.35	2:38.29	2:40.62						

---

<b>106</b>	<b>Nicholas MORLEY</b>										
	<b>Lap</b>	<b>1</b>	<b>2</b>	<b>3</b>	<b>4</b>	<b>5</b>	<b>6</b>	<b>7</b>	<b>8</b>	<b>9</b>	<b>10</b>
	1	4:06.81	3:08.54	3:05.84	3:12.03						

---

<b>190</b>	<b>Noel RUNNELS-MOSS</b>										
	<b>Lap</b>	<b>1</b>	<b>2</b>	<b>3</b>	<b>4</b>	<b>5</b>	<b>6</b>	<b>7</b>	<b>8</b>	<b>9</b>	<b>10</b>
	1	3:05.16	2:56.62	2:54.59	3:02.05						

---

# Lap Chart

## HANDICAP RACE FOR PRE-WAR CARS (VSCC SET 6) - RACE 10

Lap 1		Lap 2		Lap 3		Lap 4		Lap 5		Lap 6		Lap 7		Lap 8		Lap 9		Lap 10	
No	Time	No	Time	No	Time	No	Time	No	Time	No	Time	No	Time	No	Time	No	Time	No	Time
190	3:05.16	69	5:58.75	69	8:37.04	31	11:09.67												
69	3:18.40	190	6:01.78	11	8:41.37	41	11:10.75												
67	3:20.95	11	6:02.46	41	8:44.75	40	11:16.82												
11	3:21.87	67	6:03.68	31	8:46.81	69	11:17.66												
62	3:35.08	62	6:11.38	67	8:47.11	11	11:22.33												
55	3:44.25	41	6:18.18	62	8:47.60	62	11:22.63												
49	3:44.61	55	6:19.67	40	8:49.12	49	11:30.68												
50	3:45.64	40	6:20.01	49	8:56.29	29	11:30.72												
44	3:47.09	49	6:20.06	190	8:56.37	67	11:35.15												
52	3:50.35	44	6:20.63	44	8:56.53	44	11:35.22												
41	3:51.72	50	6:21.34	55	8:56.69	55	11:35.56												
40	3:52.81	45	6:21.97	45	8:57.01	50	11:36.31												
45	3:53.74	31	6:27.39	50	8:57.25	45	11:37.17												
106	4:06.81	52	6:33.40	29	8:57.83	33	11:57.30												
31	4:07.91	29	6:38.97	52	9:20.75	190	11:58.42												
29	4:19.90	33	6:55.45	33	9:25.54	52	12:13.83												
33	4:22.44	106	7:15.35	106	10:21.19	106	13:33.22												



# The Vintage Sports-Car Club

## RACE 11 – NOVICE SHORT SCRATCH RACE INCORPORATING ALL-COMERS SHORT SCRATCH RACE FOR PRE-WAR CARS (VSCC SET 5)

### RESULT

Pl	No	Cl	Name	Car	Lap	Time	Behind	MPH	Best Lap on	MPH	Handicap
1	199		David SEBER	Wolseley Hornet Special	4	9:42.94		66.50	2:22.20	4	68.15
2	105		Michael JAMES	Riley 12/4 TT Sprite Rep	4	9:44.36	1.42	66.34	2:22.46	4	68.03
3	66		Duncan POTTER	MG Montlhery Midget	4	11:11.36	1:28.42	57.74	2:43.64	4	59.22
4	196		Euan CLARK	Riley Brooklands Special	4	11:12.69	1:29.75	57.63	2:43.53	4	59.26 18.57
5	68		Dennis BINGHAM	Riley Falcon Special	4	11:25.69	1:42.75	56.53	2:47.13	2	57.99 17.17
6	70		David ASPLIN	Austin 7 Ulster Replica	4	11:38.24	1:55.30	55.52	2:50.00	4	57.01 18.24
7	107		Edward HARVEY	Riley The Densham Imp	4	11:51.31	2:08.37	54.50	2:54.33	4	55.59 13.99*
8	113		Michael BARBER	MG Q Type Replica	4	11:57.03	2:14.09	54.06	2:54.00	4	55.70 21.03
9	87		Ian FYFE	Alvis 12/70 Special	4	13:37.45	3:54.51	47.42	3:10.60	3	50.85 55.05

#### Not Classified

93	Allen CLEAR	Riley Brooklands	1	3:46.72	DNF	42.75		0	0.00
----	-------------	------------------	---	---------	-----	-------	--	---	------

#### Fastest Lap

199	David SEBER	Wolseley Hornet Special						2:22.20	4	68.15
-----	-------------	-------------------------	--	--	--	--	--	---------	---	-------

### AWARDS

#### Novice Class Winner

199	David SEBER	Wolseley Hornet Special	
2 <sup>nd</sup>	105	Michael JAMES	Riley 12/4 TT Sprite Rep
3 <sup>rd</sup>	196	Euan CLARK	Riley Brooklands Special

#### VSCC Set 5 Winner

66	Duncan POTTER	MG Montlhery Midget	(1 <sup>st</sup> VSCC 'Standard' Car & 1 <sup>st</sup> Class A)
2 <sup>nd</sup>	70	David ASPLIN	Austin 7 Ulster Replica
3 <sup>rd</sup>	113	Michael BARBER	MG Q Type Replica

#### Other Capacity Class Winners

87	Ian FYFE	Alvis 12/70 Special	(1 <sup>st</sup> Class B)
----	----------	---------------------	---------------------------

#### First on Handicap

107	Edward HARVEY	Riley The Densham Imp
-----	---------------	-----------------------



# NOVICE SCRATCH RACE

## LAP TIMES - RACE 11

---

<b>66</b>	<b>Duncan POTTER</b>										
	<b>Lap</b>	<b>1</b>	<b>2</b>	<b>3</b>	<b>4</b>	<b>5</b>	<b>6</b>	<b>7</b>	<b>8</b>	<b>9</b>	<b>10</b>
	1	2:54.82	2:47.04	2:45.86	2:43.64						

---

<b>68</b>	<b>Dennis BINGHAM</b>										
	<b>Lap</b>	<b>1</b>	<b>2</b>	<b>3</b>	<b>4</b>	<b>5</b>	<b>6</b>	<b>7</b>	<b>8</b>	<b>9</b>	<b>10</b>
	1	2:58.52	2:47.13	2:48.70	2:51.34						

---

<b>70</b>	<b>David ASPLIN</b>										
	<b>Lap</b>	<b>1</b>	<b>2</b>	<b>3</b>	<b>4</b>	<b>5</b>	<b>6</b>	<b>7</b>	<b>8</b>	<b>9</b>	<b>10</b>
	1	3:06.26	2:51.31	2:50.67	2:50.00						

---

<b>87</b>	<b>Ian FYFE</b>										
	<b>Lap</b>	<b>1</b>	<b>2</b>	<b>3</b>	<b>4</b>	<b>5</b>	<b>6</b>	<b>7</b>	<b>8</b>	<b>9</b>	<b>10</b>
	1	3:20.19	3:11.62	3:10.60	3:55.04						

---

<b>93</b>	<b>Allen CLEAR</b>										
	<b>Lap</b>	<b>1</b>	<b>2</b>	<b>3</b>	<b>4</b>	<b>5</b>	<b>6</b>	<b>7</b>	<b>8</b>	<b>9</b>	<b>10</b>
	1	3:46.72									

---

<b>105</b>	<b>Michael JAMES</b>										
	<b>Lap</b>	<b>1</b>	<b>2</b>	<b>3</b>	<b>4</b>	<b>5</b>	<b>6</b>	<b>7</b>	<b>8</b>	<b>9</b>	<b>10</b>
	1	2:31.38	2:25.27	2:25.25	2:22.46						

---

<b>107</b>	<b>Edward HARVEY</b>										
	<b>Lap</b>	<b>1</b>	<b>2</b>	<b>3</b>	<b>4</b>	<b>5</b>	<b>6</b>	<b>7</b>	<b>8</b>	<b>9</b>	<b>10</b>
	1	3:05.79	2:56.59	2:54.60	2:54.33						

---

<b>113</b>	<b>Michael BARBER</b>										
	<b>Lap</b>	<b>1</b>	<b>2</b>	<b>3</b>	<b>4</b>	<b>5</b>	<b>6</b>	<b>7</b>	<b>8</b>	<b>9</b>	<b>10</b>
	1	3:09.78	2:57.22	2:56.03	2:54.00						

---

<b>196</b>	<b>Euan CLARK</b>										
	<b>Lap</b>	<b>1</b>	<b>2</b>	<b>3</b>	<b>4</b>	<b>5</b>	<b>6</b>	<b>7</b>	<b>8</b>	<b>9</b>	<b>10</b>
	1	2:56.53	2:46.38	2:46.25	2:43.53						

---

<b>199</b>	<b>David SEBER</b>										
	<b>Lap</b>	<b>1</b>	<b>2</b>	<b>3</b>	<b>4</b>	<b>5</b>	<b>6</b>	<b>7</b>	<b>8</b>	<b>9</b>	<b>10</b>
	1	2:31.86	2:24.73	2:24.15	2:22.20						

---

# Lap Chart

## NOVICE SCRATCH RACE - RACE 11

Lap 1		Lap 2		Lap 3		Lap 4		Lap 5		Lap 6		Lap 7		Lap 8		Lap 9		Lap 10	
No	Time	No	Time	No	Time	No	Time	No	Time	No	Time	No	Time	No	Time	No	Time	No	Time
105	2:31.38	199	4:56.59	199	7:20.74	199	9:42.94												
199	2:31.86	105	4:56.65	105	7:21.90	105	9:44.36												
66	2:54.82	66	5:41.86	66	8:27.72	66	11:11.36												
196	2:56.53	196	5:42.91	196	8:29.16	196	11:12.69												
68	2:58.52	68	5:45.65	68	8:34.35	68	11:25.69												
107	3:05.79	70	5:57.57	70	8:48.24	70	11:38.24												
70	3:06.26	107	6:02.38	107	8:56.98	107	11:51.31												
113	3:09.78	113	6:07.00	113	9:03.03	113	11:57.03												
87	3:20.19	87	6:31.81	87	9:42.41	87	13:37.45												
93	3:46.72																		

# RACE GRID

## NOVICE SCRATCH RACE

### RACE 11

ROW 8		<b>60</b> 03:40.280 David SAY		
ROW 7	<b>113</b> 03:31.740 Michael BARBER		<b>87</b> 03:33.730 Ian FYFE	
ROW 6		<b>93</b> 03:28.210 Allen CLEAR		<b>90</b> 03:28.900 Jamie QUARTERMAINE
ROW 5	<b>85</b> 03:23.190 Alan HARPLEY		<b>107</b> 03:23.590 Edward HARVEY	
ROW 4		<b>53</b> 03:13.060 Jonathan SHARP		<b>68</b> 03:15.350 Dennis BINGHAM
ROW 3	<b>70</b> 03:07.610 David ASPLIN		<b>196</b> 03:08.940 Euan CLARK	
ROW 2		<b>66</b> 03:02.630 Duncan POTTER		<b>116</b> 03:07.120 Malcolm HILLS
ROW 1	<b>199</b> 02:37.180 David SEBER		<b>105</b> 02:50.240 Michael JAMES	
	<b>POLE</b>			

