



THE VINTAGE SPORTS-CAR CLUB

THE SEAMAN MEMORIAL TROPHIES RACE MEETING

Bonhams



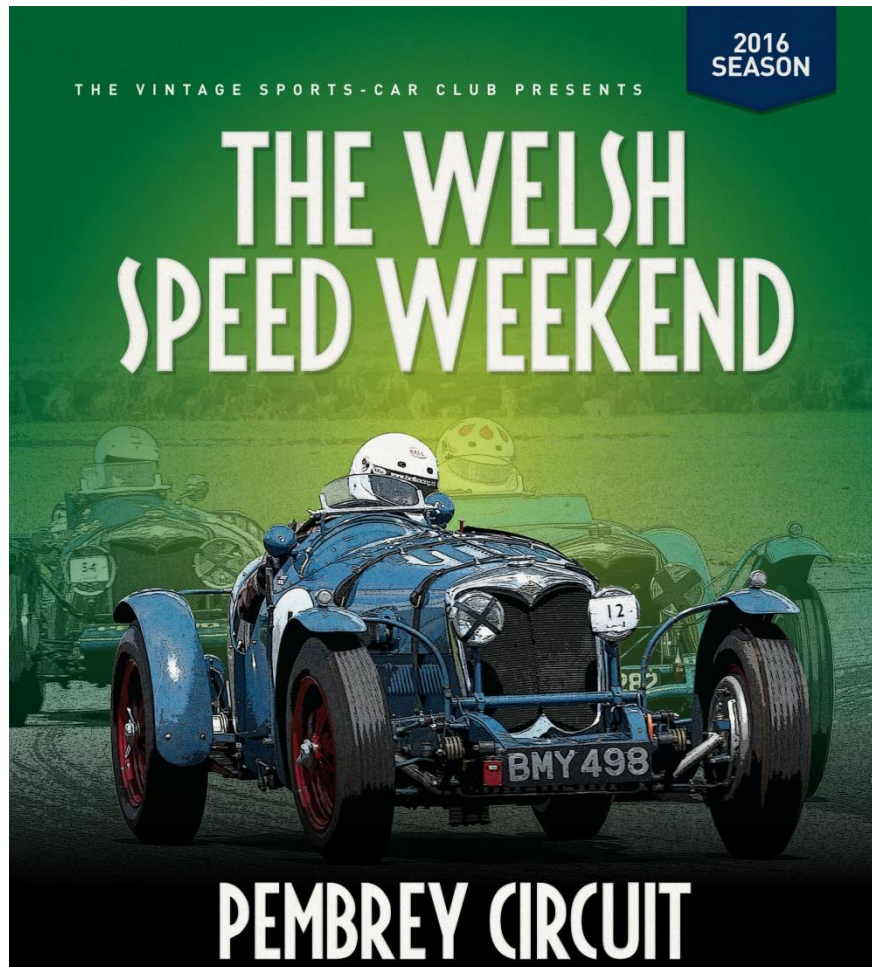
ST. JAMES'S PLACE
WEALTH MANAGEMENT

PEMBREY

20 / 21 AUGUST 2016

HAGERTY
CLASSIC CAR INSURANCE

RESULTS



RESULTS BY

hs sports

HS Sports Ltd Kinetic House,
Varey Road, Congleton,
Cheshire CW121UW
Tel. +44 (0)1260 275708
Fax +44 (0)1260 295625
www.hssports.co.uk



The Vintage Sports-Car Club

RACE I – THE MIKE STRIPE TEAM RELAY RACE FOR PRE-WAR SPORTS-CARS

SCRATCH RESULT

Pl	No	Name	Lap	Time	Behind	MPH	Best Lap on	MPH
1	1	THE SHINY HELMETS	65	1:29:47.12		63.24	1:14.25	39 70.59
2	2	PISTOL KNIGHTS	64	1:29:02.50	1 Lap	62.79	1:18.83	46 66.49
3	4	TEAM TENWHEEL	62	1:28:55.22	3 Laps	60.91	1:18.80	50 66.52
4	3	HERE FOR THE BEER	62	1:29:09.78	3 Laps	60.75	1:22.06	58 63.88
5	5	TEAM TORTOISE	60	1:29:02.34	5 Laps	58.87	1:22.33	10 63.67
6	11	TWO FOURS AND A SIX	57	1:29:14.03	8 Laps	55.80	1:21.58	47 64.25
7	6	RILEY RITEOFFS	56	1:28:38.21	9 Laps	55.19	1:28.81	13 59.02
8	7	TEAM TOY SHOP	56	1:29:24.62	9 Laps	54.72	1:29.56	30 58.53
9	8	THE FLYING TORTOISES	56	1:29:51.19	9 Laps	54.45	1:29.64	50 58.47
10	9	SORRY DAD IT'LL POLISH OUT	55	1:29:57.38	10 Laps	53.41	1:29.15	9 58.80
11	10	SHAKE RATTLE AND ROLL	52	1:28:25.42	13 Laps	51.37	1:30.79	28 57.73

Fastest Lap

1	THE SHINY HELMETS	1:14.25	39	70.59
---	-------------------	---------	----	-------

NB Team 5 - Time includes a 10 second penalty for early car release

AWARDS

Race Winners

1	THE SHINY HELMETS
2 nd	PISTOL KNIGHTS
3 rd	TEAM TENWHEEL



The Vintage Sports-Car Club

RACE I – THE MIKE STRIPE TEAM RELAY RACE FOR PRE-WAR SPORTS-CARS

HANDICAP RESULT

Pl	No	Name	Actual Laps	H'cap	Total Laps	Flag
1	5	TEAM TORTOISE	60	7	67	1:29:02.34
2	8	THE FLYING TORTOISES	56	11	67	1:29:51.19
3	4	TENWHEEL	62	4	66	1:28:55.22
4	11	TWO FOURS AND A SIX	57	9	66	1:29:14.03
5	7	TEAM TOY SHOP	56	10	66	1:29:24.62
6	9	SORRY DAD, IT'LL POLISH OUT!	55	11	66	1:29:57.38
7	2	PISTOL KNIGHTS	64	1	65	1:29:02.50
8	3	HERE FOR THE BEER	62	3	65	1:29:09.78
9	1	THE SHINY HELMETS	65	0	65	1:29:47.12
10	6	RILEY RITEOFFS	56	8	64	1:28:38.21
11	10	SHAKE, RATTLE & ROLL	52	11	63	1:28:25.42

NB Teams on equal laps listed in order of passing the finish line

AWARDS

Winners in Handicap

	5	TEAM TORTOISE
2 nd	8	THE FLYING TORTOISES
3 rd	4	TEAM TENWHEEL

MIKE STRIPE TEAM RELAY RACE

LAP TIMES - RACE 1

1 THE SHINY HELMETS

Lap	1	2	3	4	5	6	7	8	9	10
1	3:06.67	1:25.42	1:25.33	1:25.63	1:24.91	1:25.68	1:24.54	1:27.30	1:24.62	1:25.10
11	1:24.36	1:24.71	1:25.18	1:24.56	1:24.99	1:24.61	1:25.48	1:24.62	1:24.94	1:24.26
21	1:24.05	1:25.62	1:33.74	1:36.91	1:19.08	1:18.68	1:17.00	1:16.64	1:16.37	1:17.25
31	1:16.53	1:17.68	1:17.43	1:17.43	1:17.58	1:16.19	1:16.79	1:15.88	1:14.25	1:17.41
41	1:15.72	1:15.84	1:37.13	1:32.16	1:17.48	1:18.09	1:17.67	1:18.74	1:20.51	1:18.41
51	1:18.59	1:17.66	1:16.95	1:17.17	1:17.79	1:20.23	1:17.80	1:18.01	1:17.76	1:18.48
61	1:18.04	1:18.14	1:23.38	1:19.57	1:20.38					

2 PISTOL KNIGHTS

Lap	1	2	3	4	5	6	7	8	9	10
1	1:28.48	1:21.77	1:21.99	1:24.63	1:21.50	1:23.66	1:26.11	1:26.85	1:23.46	1:21.47
11	1:22.17	1:23.26	1:22.03	1:21.05	1:20.98	1:22.13	1:21.88	1:20.38	1:23.27	1:22.40
21	1:23.95	1:40.02	1:43.99	1:25.50	1:25.10	1:23.86	1:24.12	1:23.45	1:23.74	1:21.75
31	1:21.82	1:22.48	1:23.09	1:21.82	1:23.49	1:21.45	1:27.87	1:23.65	1:22.83	1:23.87
41	1:22.27	1:22.39	1:43.08	1:42.71	1:19.27	1:18.83	1:19.07	1:19.77	1:22.98	1:21.70
51	1:20.92	1:20.02	1:19.35	1:19.20	1:19.84	1:21.72	1:19.91	1:21.49	1:20.34	1:20.11
61	1:19.64	1:19.64	1:20.09	1:20.84						

3 HERE FOR THE BEER ...

Lap	1	2	3	4	5	6	7	8	9	10
1	1:31.93	1:24.80	1:25.55	1:24.96	1:24.47	1:24.40	1:25.34	1:24.57	1:25.79	1:25.08
11	1:26.27	1:26.01	1:26.36	1:37.21	1:41.29	1:24.56	1:24.16	1:24.06	1:26.65	1:23.78
21	1:23.69	1:26.05	1:23.17	1:24.24	1:23.29	1:24.62	1:22.20	1:24.64	1:23.66	1:25.29
31	1:24.10	1:40.63	1:43.76	1:24.68	1:25.17	1:27.03	1:24.65	1:23.52	1:24.06	1:24.15
41	1:24.09	1:26.37	1:24.55	1:23.73	1:23.99	1:23.42	1:24.70	1:27.25	1:25.23	1:24.05
51	1:23.73	1:24.42	1:24.69	1:25.08	1:40.33	1:43.44	1:26.28	1:22.06	1:23.43	1:22.66
61	1:23.26	1:23.18								

4 TEAM TENWHEEL

Lap	1	2	3	4	5	6	7	8	9	10
1	1:33.33	1:23.78	1:22.08	1:25.11	1:23.90	1:23.16	1:23.52	1:23.10	1:21.36	1:21.42
11	1:24.39	1:21.26	1:22.23	1:21.00	1:22.51	1:22.23	1:20.50	1:20.43	1:21.26	1:36.14
21	1:38.70	2:16.77	1:26.32	1:43.06	1:29.22	1:29.13	1:28.27	1:31.44	1:28.86	1:30.78
31	1:31.14	1:31.01	1:30.03	1:30.72	1:30.62	1:31.20	1:30.78	1:30.35	1:29.53	1:42.14
41	1:40.82	1:20.66	1:19.34	1:19.67	1:19.17	1:19.49	1:22.19	1:19.79	1:19.79	1:18.80
51	1:20.44	1:19.06	1:19.73	1:19.90	1:20.37	1:20.23	1:22.31	1:20.06	1:20.41	1:20.03
61	1:20.09	1:20.09								

5 TEAM TORTOISE

Lap	1	2	3	4	5	6	7	8	9	10
1	1:31.24	1:24.33	1:22.83	1:25.53	1:23.66	1:23.13	1:23.61	1:26.61	1:24.43	1:22.33
11	1:24.14	1:23.97	1:22.52	1:22.97	1:22.63	1:22.61	1:27.31	1:22.87	1:23.88	1:24.25
21	1:23.76	1:39.94	1:48.66	1:30.66	1:29.33	1:30.63	1:30.35	1:29.46	1:28.70	1:28.66
31	1:28.68	1:28.66	1:28.18	1:27.65	1:30.64	1:28.87	1:28.75	1:29.49	1:32.23	1:29.93

41	1:28.99	1:29.06	1:37.77	1:57.26	1:29.58	1:29.67	1:29.20	1:31.60	1:29.71	1:29.45
51	1:29.76	1:28.95	1:33.50	1:30.35	1:29.38	1:30.87	1:29.69	1:30.45	1:30.12	1:28.90

6 RILEY RITEOFFS

Lap	1	2	3	4	5	6	7	8	9	10
1	1:41.24	1:33.30	1:29.77	1:29.96	1:30.92	1:30.20	1:30.11	1:29.32	1:29.82	1:29.60
11	1:30.09	1:30.16	1:28.81	1:29.32	1:29.90	1:29.98	1:30.55	1:30.22	1:30.55	1:51.29
21	2:03.21	1:42.83	1:40.64	1:38.85	1:40.07	1:40.21	1:37.27	1:38.04	1:38.00	1:37.49
31	1:38.05	1:40.71	1:38.48	1:38.10	1:38.94	1:38.21	1:52.23	1:55.66	1:33.07	1:33.15
41	1:32.51	1:30.80	1:32.67	1:32.66	1:32.79	1:31.61	1:31.59	1:31.00	1:31.41	1:30.70
51	1:30.85	1:30.13	1:31.43	1:29.89	1:30.47	1:29.38				

7 TEAM TOY SHOP

Lap	1	2	3	4	5	6	7	8	9	10
1	1:45.09	1:35.41	1:35.29	1:35.19	1:33.90	1:35.71	1:36.66	1:35.44	1:34.02	1:35.41
11	1:33.47	1:36.19	1:35.11	1:34.76	1:37.54	1:39.20	1:33.80	1:52.04	1:55.50	1:33.57
21	1:32.05	1:31.52	1:31.36	1:30.16	1:30.57	1:31.32	1:30.91	1:30.63	1:30.43	1:29.56
31	1:31.19	1:31.76	1:30.04	1:31.86	1:30.83	1:29.74	1:31.37	2:59.65	1:33.20	1:33.23
41	1:33.43	1:34.47	1:35.55	1:33.42	1:34.11	1:33.01	1:33.02	1:33.61	1:35.07	1:34.23
51	1:33.35	1:32.28	1:34.71	1:33.94	1:33.00	1:32.74				

8 THE FLYING TORTOISES

Lap	1	2	3	4	5	6	7	8	9	10
1	1:46.68	1:35.16	1:35.43	1:34.66	1:35.38	1:34.54	1:37.25	1:37.24	1:37.10	1:34.54
11	1:33.78	1:33.60	1:32.46	1:34.08	1:36.46	1:32.18	1:31.81	1:44.48	1:57.55	1:40.49
21	1:40.16	1:39.37	1:38.38	1:39.03	1:39.59	1:38.12	1:38.04	1:37.97	1:37.52	1:37.03
31	1:37.70	1:38.53	1:38.35	1:38.98	1:49.39	2:00.10	1:36.05	1:34.23	1:35.08	1:32.11
41	1:32.04	1:32.14	1:31.86	1:32.18	1:31.64	1:31.90	1:29.94	1:32.69	1:30.56	1:29.64
51	1:33.43	1:30.13	1:29.68	1:30.20	1:32.45	1:30.11				

9 SORRY DAD IT'LL POLISH OUT

Lap	1	2	3	4	5	6	7	8	9	10
1	1:41.01	1:33.55	1:33.89	1:32.85	1:32.06	1:31.71	1:33.02	1:29.87	1:29.15	1:29.37
11	1:29.30	1:31.31	1:31.22	1:32.09	1:30.52	1:30.69	1:30.15	1:32.51	1:49.64	1:55.92
21	1:36.53	1:37.90	1:36.18	1:35.78	1:34.79	1:36.80	1:35.86	1:35.96	1:34.62	1:36.43
31	1:33.87	1:36.25	1:36.09	1:35.75	1:34.45	1:36.08	1:34.86	1:44.77	2:09.09	1:47.85
41	1:43.51	1:42.06	1:41.46	1:41.93	1:46.11	1:40.87	1:43.06	1:41.86	1:42.21	1:41.66
51	1:47.70	1:54.22	1:51.42	1:34.91	1:34.66					

10 SHAKE RATTLE AND ROLL

Lap	1	2	3	4	5	6	7	8	9	10
1	2:01.60	1:50.97	1:54.34	1:52.03	1:51.39	1:50.96	1:49.06	1:48.20	1:47.75	1:49.79
11	1:48.67	1:47.41	1:49.51	1:49.60	1:55.09	2:07.77	1:57.51	1:34.65	1:34.95	1:33.49
21	1:33.52	1:33.44	1:32.82	1:32.24	1:30.95	1:34.56	1:33.10	1:30.79	1:34.96	1:32.41
31	1:32.46	1:32.14	1:32.27	1:32.70	1:33.50	1:31.76	1:30.85	1:48.49	2:03.83	1:43.51
41	1:41.54	1:42.63	1:39.70	1:39.88	1:39.19	1:41.07	1:40.73	1:40.63	1:40.19	1:39.33
51	1:40.23	1:35.26								

11 TWO FOURS AND A SIX

Lap	1	2	3	4	5	6	7	8	9	10
1	1:43.06	1:32.86	1:33.70	1:33.40	1:31.92	1:32.73	1:31.76	1:32.19	1:33.26	1:34.95
11	1:33.36	1:33.53	1:34.02	1:31.91	1:33.79	1:33.10	1:38.24	1:34.86	1:44.94	1:58.11
21	1:51.47	1:57.42	2:12.68	1:27.19	1:28.44	1:23.66	1:23.21	1:24.04	1:22.78	1:23.91

31	1:23.65	1:22.51	1:25.71	1:22.86	1:23.21	1:23.92	1:25.20	1:24.22	1:24.56	1:24.10
41	1:24.13	1:26.08	1:23.62	1:24.54	1:29.34	1:21.76	1:21.58	1:22.09	1:22.83	1:29.37
51	3:02.14	1:43.29	1:41.43	1:46.72	1:44.11	1:39.03	1:41.54			

Lap Chart

MIKE STRIPE TEAM RELAY RACE - RACE 1

Lap 1		Lap 2		Lap 3		Lap 4		Lap 5		Lap 6		Lap 7		Lap 8		Lap 9		Lap 10	
No	Time	No	Time	No	Time	No	Time	No	Time	No	Time	No	Time	No	Time	No	Time	No	Time
2	1:28.48	2	2:50.25	2	4:12.24	2	5:36.87	2	6:58.37	2	8:22.03	2	9:48.14	2	11:14.99	2	12:38.45	2	13:59.92
5	1:31.24	5	2:55.57	5	4:18.40	5	5:43.93	5	7:07.59	5	8:30.72	5	9:54.33	7	11:17.25 *1	4	12:39.34	4	14:00.76
3	1:31.93	3	2:56.73	4	4:19.19	4	5:44.30	4	7:08.20	4	8:31.36	4	9:54.88	4	11:17.98	5	12:45.37	11	14:04.88 *1
4	1:33.33	4	2:57.11	3	4:22.28	10	5:46.91 *1	3	7:11.71	3	8:36.11	3	10:01.45	8	11:19.10 *1	3	12:51.81	5	14:07.70
9	1:41.01	1	3:06.67 *1	1	4:32.09 *1	3	5:47.24	1	7:23.05 *1	1	8:47.96 *1	1	10:13.64 *1	5	11:20.94	7	12:52.69 *1	3	14:16.89
6	1:41.24	6	3:14.54	6	4:44.31	1	5:57.42 *1	10	7:38.94 *1	6	9:15.39	6	10:45.50	10	11:21.29 *2	8	12:56.34 *1	7	14:26.71 *1
11	1:43.06	9	3:14.56	9	4:48.45	6	6:14.27	6	7:45.19	9	9:25.07	9	10:58.09	3	11:26.02	1	13:05.48 *1	1	14:30.10 *1
7	1:45.09	11	3:15.92	11	4:49.62	9	6:21.30	9	7:53.36	11	9:27.67	11	10:59.43	1	11:38.18 *1	10	13:10.35 *2	8	14:33.44 *1
8	1:46.68	7	3:20.50	7	4:55.79	11	6:23.02	11	7:54.94	10	9:30.33 *1	6	12:14.82	6	13:44.64	10	14:58.55 *2	6	15:14.24
10	2:01.60	8	3:21.84	8	4:57.27	7	6:30.98	7	8:04.88	7	9:40.59	9	12:27.96	9	13:57.11				
		10	3:52.57			8	6:31.93	8	8:07.31	8	9:41.85			11	12:31.62				

Lap Chart

MIKE STRIPE TEAM RELAY RACE - RACE 1

Lap 11		Lap 12		Lap 13		Lap 14		Lap 15		Lap 16		Lap 17		Lap 18		Lap 19		Lap 20	
No	Time	No	Time	No	Time	No	Time	No	Time	No	Time	No	Time	No	Time	No	Time	No	Time
2	15:22.09	2	16:45.35	2	18:07.38	2	19:28.43	2	20:49.41	2	22:11.54	2	23:33.42	2	24:53.80	4	26:16.57	2	27:39.47
4	15:25.15	10	16:46.30 *3	4	18:08.64	4	19:29.64	4	20:52.15	10	22:12.17 *4	4	23:34.88	4	24:55.31	2	26:17.07	10	27:46.37 *5
9	15:26.48 *1	4	16:46.41	6	18:14.49 *1	5	19:41.30	5	21:03.93	4	22:14.38	5	23:53.85	11	24:59.54 *2	11	26:37.78 *2	4	27:52.71
5	15:31.84	9	16:55.78 *1	5	18:18.33	6	19:43.30 *1	6	21:12.62 *1	7	22:21.65 *2	8	23:58.36 *2	5	25:16.72	5	26:40.60	5	28:04.85
11	15:39.83 *1	5	16:55.81	9	18:27.09 *1	9	19:58.31 *1	9	21:30.40 *1	8	22:21.90 *2	7	23:59.19 *2	8	25:30.54 *2	8	27:02.35 *2	11	28:12.64 *2
3	15:43.16	3	17:09.17	3	18:35.53	1	20:09.45 *1	1	21:34.01 *1	5	22:26.54	10	24:01.68 *4	7	25:38.39 *2	7	27:12.19 *2	1	28:38.65 *1
1	15:55.20 *1	11	17:13.19 *1	10	18:36.09 *3	3	20:12.74	11	21:52.65 *1	6	22:42.52 *1	6	24:12.50 *1	6	25:43.05 *1	6	27:13.27 *1	6	28:43.82 *1
7	16:02.12 *1	1	17:19.56 *1	1	18:44.27 *1	11	20:20.74 *1	3	21:54.03	1	22:59.00 *1	1	24:23.61 *1	1	25:49.09 *1	1	27:13.71 *1	8	28:46.83 *2
8	16:07.98 *1	7	17:35.59 *1	11	18:46.72 *1	10	20:24.76 *3			9	23:00.92 *1	9	24:31.61 *1	10	25:51.28 *4	3	27:33.46	3	28:57.24
6	16:44.33	8	17:41.76 *1	7	19:11.78 *1	7	20:46.89 *1			3	23:18.59	3	24:42.75	9	26:01.76 *1	9	27:34.27 *1		
				8	19:15.36 *1	8	20:47.82 *1			11	23:26.44 *1			3	26:06.81				

Lap Chart

MIKE STRIPE TEAM RELAY RACE - RACE 1

Lap 21		Lap 22		Lap 23		Lap 24		Lap 25		Lap 26		Lap 27		Lap 28		Lap 29		Lap 30	
No	Time	No	Time	No	Time	No	Time	No	Time	No	Time	No	Time	No	Time	No	Time	No	Time
2	29:03.42	2	30:43.44	2	32:27.43	2	33:52.93	2	35:18.03	2	36:41.89	2	38:06.01	2	39:29.46	2	40:53.20	2	42:14.95
7	29:04.23 *3	8	30:44.38 *3	7	32:33.30 *3	8	34:05.03 *3	7	35:36.87 *3	7	37:08.23 *3	10	38:08.26 *6	10	39:41.70 *6	4	40:55.62 *1	11	42:16.55 *4
9	29:23.91 *2	7	30:59.73 *3	6	32:38.32 *2	7	34:05.35 *3	8	35:44.40 *3	3	37:22.30	7	38:38.39 *3	1	39:57.99 *1	9	40:57.81 *3	8	42:19.52 *4
5	29:28.61	5	31:08.55	1	32:52.58 *1	6	34:21.15 *2	11	35:44.58 *3	1	37:22.31 *1	1	38:40.99 *1	7	40:08.96 *3	6	41:00.92 *3	4	42:24.48 *1
4	29:31.41	9	31:19.83 *2	9	32:56.36 *2	1	34:26.32 *1	5	35:57.20	8	37:22.78 *3	3	38:44.50	3	40:09.14	10	41:14.52 *6	1	42:31.00 *1
10	29:54.14 *5	1	31:26.96 *1	5	32:57.21	5	34:27.87	3	35:57.68	5	37:27.83	5	38:58.18	5	40:27.64	1	41:14.63 *1	9	42:33.67 *3
11	29:57.58 *2	3	31:46.98	3	33:10.15	9	34:34.26 *2	6	36:01.79 *2	6	37:40.64 *2	8	39:01.81 *3	8	40:41.40 *3	3	41:32.80	6	42:38.19 *3
1	30:02.91 *1	4	31:48.18	4	33:14.50	3	34:34.39	1	36:03.23 *1	9	37:46.22 *2	6	39:20.71 *2	11	40:52.89 *3	7	41:40.28 *3	10	42:46.76 *6
3	30:20.93	10	31:51.65 *5	10	33:26.30 *5	4	34:57.56	9	36:10.44 *2	4	37:55.91	9	39:21.01 *2			5	41:56.34	3	42:58.09
6	30:35.11 *1	11	31:55.69 *2	11	33:47.16 *2	10	35:01.25 *5	4	36:26.78	11	37:57.26 *3	4	39:24.18					7	43:11.19 *3
		8	32:24.87 *2					10	36:34.74 *5			11	39:24.45 *3					5	43:25.00

Lap Chart

MIKE STRIPE TEAM RELAY RACE - RACE 1

Lap 31		Lap 32		Lap 33		Lap 34		Lap 35		Lap 36		Lap 37		Lap 38		Lap 39		Lap 40	
No	Time	No	Time	No	Time	No	Time	No	Time	No	Time	No	Time	No	Time	No	Time	No	Time
2	43:36.77	2	44:59.25	2	46:22.34	2	47:44.16	2	49:07.65	2	50:29.10	2	51:56.97	2	53:20.62	2	54:43.45	2	56:07.32
11	43:39.76 *4	11	45:03.80 *4	1	46:22.46 *1	3	47:46.58 *1	6	49:09.77 *4	9	50:30.80 *4	11	52:02.36 *4	11	53:25.22 *4	11	54:48.43 *4	11	56:12.35 *4
1	43:48.25 *1	1	45:04.78 *1	11	46:26.58 *4	11	47:50.49 *4	3	49:11.26 *1	10	50:31.12 *7	3	52:03.46 *1	3	53:28.11 *1	3	54:51.63 *1	3	56:15.69 *1
4	43:55.26 *1	4	45:26.40 *1	4	46:57.41 *1	5	47:50.52 *1	7	49:13.00 *4	3	50:36.43 *1	10	52:03.53 *7	10	53:35.99 *7	10	55:08.13 *7	1	56:35.42
8	43:57.56 *4	8	45:35.53 *4	8	47:13.05 *4	4	48:27.44 *1	11	49:14.14 *4	11	50:36.65 *4	8	52:06.31 *5	9	53:42.64 *4	5	55:15.92 *1	10	56:40.40 *7
9	44:09.63 *3	9	45:44.25 *3	9	47:20.68 *3	8	48:50.08 *4	5	49:18.17 *1	7	50:44.76 *4	9	52:06.89 *4	8	53:44.66 *5	9	55:17.09 *4	7	56:47.23 *4
6	44:16.23 *3	10	45:52.27 *6	10	47:25.37 *6	9	48:54.55 *3	4	49:58.16 *1	5	50:48.81 *1	7	52:14.80 *4	5	53:46.43 *1	7	55:17.49 *4	5	56:48.15 *1
10	44:17.71 *6	6	45:54.23 *3	6	47:31.72 *3	10	48:56.16 *6	1	50:14.90	6	50:50.48 *4	5	52:17.68 *1	7	53:46.66 *4	1	55:18.01	9	56:53.17 *4
3	44:22.19	3	46:02.82	1	47:39.89	1	48:57.32	8	50:27.78 *4	4	51:28.78 *1	6	52:28.96 *4	1	54:03.76	8	55:23.64 *5	8	57:13.03 *5
7	44:41.82 *3	7	46:12.25 *3	7	47:41.81 *3					1	51:31.09	1	52:47.88	6	54:07.06 *4	6	55:46.00 *4	6	57:24.21 *4
5	44:53.68	5	46:22.34									4	52:59.98 *1	4	54:30.76 *1	4	56:01.11 *1		

Lap Chart

MIKE STRIPE TEAM RELAY RACE - RACE 1

Lap 41		Lap 42		Lap 43		Lap 44		Lap 45		Lap 46		Lap 47		Lap 48		Lap 49		Lap 50	
No	Time	No	Time	No	Time	No	Time	No	Time	No	Time	No	Time	No	Time	No	Time	No	Time
2	57:29.59	2	58:51.98	2	1:00:35.06	1	1:02:16.27	1	1:03:33.75	1	1:04:51.84	1	1:06:09.51	1	1:07:28.25	1	1:08:48.76	1	1:10:07.17
4	57:30.64 *2	11	59:01.77 *4	1	1:00:44.11	2	1:02:17.77	2	1:03:37.04	4	1:04:53.27 *2	4	1:06:12.44 *2	11	1:07:28.80 *4	4	1:08:54.12 *2	4	1:10:13.91 *2
11	57:37.55 *4	3	59:03.93 *1	8	1:00:49.18 *6	9	1:02:21.89 *5	8	1:03:58.49 *6	2	1:04:55.87	2	1:06:14.94	3	1:07:30.69 *1	6	1:08:54.30 *6	2	1:10:19.39
3	57:39.84 *1	1	59:06.98	4	1:00:53.60 *2	8	1:02:23.41 *6	9	1:04:09.74 *5	8	1:05:30.60 *6	5	1:06:20.74 *2	4	1:07:31.93 *2	2	1:08:57.69	11	1:10:19.90 *4
1	57:51.14	4	59:12.78 *2	6	1:01:12.10 *5	6	1:02:45.17 *5	6	1:04:18.32 *5	6	1:05:50.83 *5	10	1:06:41.53 *8	7	1:07:32.58 *6	3	1:08:57.94 *1	3	1:10:23.17 *1
10	58:13.10 *7	8	59:13.13 *6	5	1:01:16.13 *1	10	1:02:49.21 *7	7	1:04:24.68 *5	9	1:05:53.25 *5	8	1:07:02.64 *6	2	1:07:34.71	11	1:08:58.14 *4	6	1:10:26.96 *6
5	58:18.08 *1	6	59:16.44 *5	7	1:01:18.25 *5	7	1:02:51.45 *5	10	1:04:37.70 *7	7	1:05:58.11 *5	6	1:07:21.63 *5	9	1:07:35.31 *6	7	1:09:08.13 *6	7	1:10:41.55 *6
7	58:18.60 *4	10	59:46.60 *7	10	1:01:18.36 *7	5	1:02:53.90 *1	11	1:04:40.64 *3	11	1:06:04.26 *3	11	1:06:04.26 *3	5	1:07:50.41 *2	9	1:09:16.77 *6	5	1:10:51.21 *2
9	58:28.03 *4	5	59:47.07 *1	11	1:01:50.43 *3	11	1:03:14.56 *3	3	1:04:42.57	3	1:06:05.99			10	1:08:25.04 *8	5	1:09:19.61 *2	9	1:10:58.70 *6
		9	1:00:12.80 *4	3	1:01:54.85	3	1:03:18.58	5	1:04:51.16 *1					8	1:08:34.78 *6	10	1:10:06.58 *8		
		11	1:00:26.33 *3	4	1:02:14.26 *1	4	1:03:33.60 *1									8	1:10:06.64 *6		
		3	1:00:30.30																

Lap Chart

MIKE STRIPE TEAM RELAY RACE - RACE 1

Lap 51		Lap 52		Lap 53		Lap 54		Lap 55		Lap 56		Lap 57		Lap 58		Lap 59		Lap 60	
No	Time	No	Time	No	Time	No	Time	No	Time	No	Time	No	Time	No	Time	No	Time	No	Time
1	1:11:25.76	1	1:12:43.42	1	1:14:00.37	1	1:15:17.54	1	1:16:35.33	1	1:17:55.56	1	1:19:13.36	1	1:20:31.37	1	1:21:49.13	1	1:23:07.61
4	1:11:33.70 *2	9	1:12:44.81 *7	4	1:14:12.94 *2	5	1:15:20.13 *3	10	1:16:47.98 *10	6	1:18:05.36 *7	8	1:19:15.55 *8	11	1:20:41.20 *6	10	1:21:50.41 *11	7	1:23:10.23 *8
8	1:11:38.82 *7	4	1:12:52.50 *2	2	1:14:19.68	7	1:15:21.69 *7	5	1:16:49.08 *3	4	1:18:11.63 *2	4	1:19:32.00 *2	8	1:20:45.19 *8	4	1:22:14.54 *2	10	1:23:30.60 *11
2	1:11:40.31	2	1:13:00.33	9	1:14:25.68 *7	4	1:15:32.00 *2	4	1:16:51.73 *2	2	1:18:20.44	9	1:19:32.81 *8	3	1:20:48.91 *2	3	1:22:15.19 *2	4	1:23:34.60 *2
11	1:11:41.48 *4	11	1:13:03.57 *4	11	1:14:26.40 *4	2	1:15:38.88	7	1:16:55.30 *7	5	1:18:22.58 *3	6	1:19:36.06 *7	4	1:20:52.23 *2	8	1:22:18.62 *8	3	1:23:37.25 *2
3	1:11:47.22 *1	8	1:13:10.46 *7	3	1:14:35.37 *1	11	1:15:55.77 *4	2	1:16:58.72	10	1:18:29.05 *10	2	1:19:40.35	2	1:21:01.84	2	1:22:22.18	2	1:23:42.29
10	1:11:49.21 *9	3	1:13:10.95 *1	8	1:14:42.36 *7	3	1:16:00.06 *1	3	1:17:25.14 *1	7	1:18:30.37 *7	5	1:19:52.93 *3	6	1:21:06.91 *7	11	1:22:22.63 *6	8	1:23:48.75 *8
6	1:11:59.75 *6	10	1:13:28.91 *9	6	1:15:02.95 *6	9	1:16:08.74 *7	8	1:17:44.99 *7	11	1:18:57.91 *5	7	1:20:04.60 *7	9	1:21:14.47 *8	6	1:22:37.04 *7	6	1:24:08.47 *7
7	1:12:15.66 *6	6	1:13:31.36 *6	10	1:15:08.79 *9	8	1:16:12.30 *7	9	1:17:50.60 *7	3	1:19:05.47 *1	10	1:20:09.78 *10	5	1:21:22.31 *3	5	1:22:53.18 *3	11	1:24:09.35 *6
5	1:12:20.92 *2	7	1:13:48.67 *6					6	1:16:33.95 *6					7	1:21:37.95 *7	9	1:23:02.17 *8	5	1:24:22.87 *3
		5	1:13:50.37 *2																

Lap Chart

MIKE STRIPE TEAM RELAY RACE - RACE 1

Lap 61		Lap 62		Lap 63		Lap 64		Lap 65		Lap 66		Lap 67		Lap 68		Lap 69		Lap 70	
No	Time	No	Time	No	Time	No	Time	No	Time	No	Time	No	Time	No	Time	No	Time	No	Time
1	1:24:25.65	1	1:25:43.79	1	1:27:07.17	1	1:28:26.74	1	1:29:47.12										
7	1:24:44.94 *8	5	1:25:53.32 *4	6	1:27:08.83 *8	6	1:28:38.21 *8	8	1:29:51.19 *9										
4	1:24:55.01 *2	11	1:25:53.46 *7	5	1:27:23.44 *4	4	1:28:55.22 *2	9	1:29:57.38 *10										
9	1:24:56.39 *9	4	1:26:15.04 *2	11	1:27:32.49 *7	5	1:29:02.34 *4												
3	1:25:00.68 *2	7	1:26:18.88 *8	4	1:27:35.13 *2	2	1:29:02.50												
2	1:25:01.93	2	1:26:21.57	2	1:27:41.66	3	1:29:09.78 *2												
10	1:25:09.93 *11	3	1:26:23.34 *2	3	1:27:46.60 *2	11	1:29:14.03 *7												
8	1:25:18.43 *8	9	1:26:47.81 *9	7	1:27:51.88 *8	7	1:29:24.62 *8												
6	1:25:38.36 *7	8	1:26:48.63 *8	8	1:28:21.08 *8														
		10	1:26:50.16 *11	9	1:28:22.72 *9														
				10	1:28:25.42 *11														



The Vintage Sports-Car Club

TIMED PRACTICE

PROVISIONAL RESULT - SESSION 1

PI	No	CI	Name	Car	Laps	Time on Lap	Behind	MPH	
1	21		Tim KNELLER	Riley TT Sprite	14	1:19.22	2	66.17	
2	52		Mark BRETT	Ballamy-Ford (LMB) V8 Sp	6	1:20.71	3	01.49	64.94
3	33		Mark GROVES	Frazer Nash TT Rep Emer	6	1:23.11	4	03.89	63.07
4	41		Mike PRESTON	Bugatti T35B	6	1:23.27	3	04.05	62.95
5	32		Simon BLAKENEY-EDWARDS	Frazer Nash Super Sports	12	1:24.50	10	05.28	62.03
6	38		Ian STANDING	Riley Brooklands	13	1:27.11	13	07.89	60.17
7	42		Simon EDWARDS	Morgan Aero Supersport	13	1:28.02	8	08.80	59.55
8	93		John GILLETT	MG K3	12	1:28.11	7	08.89	59.49
9	81		Duncan POTTER	MG Montlhery Midget	12	1:28.38	9	09.16	59.31
10	46		Anthony FENWICK-WILSON	Railton LS Tourer	13	1:28.43	13	09.21	59.27
11	40		David LAMB	Riley Brooklands	12	1:29.96	5	10.74	58.27
12	83		Andrew MORLAND	MG PA	12	1:31.50	10	12.28	57.29
13	103		Fred BOOTHBY	MG J2	7	1:32.44	2	13.22	56.70
14	111		Richard JENKINS	MG K Type Magnette	5	1:33.36	4	14.14	56.14
15	37		John REEVE	Riley Brooklands	12	1:33.69	12	14.47	55.95
16	82		Chris CADMAN	MG Montlhery Midget	12	1:37.56	7	18.34	53.73
17	50		Cyril HANCOCK	Fiat New Balilla	5	1:37.97	4	18.75	53.50
18	48		Richard BRADFORD	Riley Brooklands	5	1:38.57	4	19.35	53.18
19	91		David JOHNSON	Lea-Francis P Type Avon	12	1:38.71	6	19.49	53.10
20	55		Keith PIPER	Aston Martin International	5	1:39.75	4	20.53	52.55
21	65		Mark HAYWARD	Alvis FD 12/75 Fwd	5	1:44.41	4	25.19	50.20
22	101		Anne BOURSOT	MG PA	10	1:48.26	9	29.04	48.42

Not-Seen

71	John EVERETT	Austin 7 Ulster Sport
773	Andrew BAKER	Riley Brooklands

Start Time : 09:05

Pembrey

21 Aug 16 09:27

Clerk of Course:

Time Issued:

Chief Timekeeper:

THESE RESULTS ARE PROVISIONAL UNTIL THE CONCLUSION OF ANY JUDICIAL AND TECHNICAL MATTERS

HS Sports Timing and Results Systems - Results and Lap Times at www.hssports.co.uk

TIMED PRACTICE

LAP TIMES - SESSION 1

21 Tim KNELLER

Lap	1	2	3	4	5	6	7	8	9	10
1	1:22.66	1:19.22	1:21.77	1:26.99	1:23.51	1:21.57	1:25.01	1:19.93	1:19.70	1:23.87
11	1:22.64	1:19.55	1:22.99	1:23.65						

32 Simon BLAKENEY-EDWARDS

Lap	1	2	3	4	5	6	7	8	9	10
1	1:29.14	1:25.68	1:25.81	1:27.99	1:28.08	1:26.90	1:25.72	1:25.65	1:24.84	1:24.50
11	1:25.53	1:46.02								

33 Mark GROVES

Lap	1	2	3	4	5	6	7	8	9	10
1	1:29.29	1:23.72	1:23.37	1:23.11	1:32.22	1:51.54				

37 John REEVE

Lap	1	2	3	4	5	6	7	8	9	10
1	1:43.83	1:40.47	1:36.26	1:37.15	1:39.19	1:35.02	1:35.62	1:34.64	1:45.06	1:47.94
11	1:37.89	1:33.69								

38 Ian STANDING

Lap	1	2	3	4	5	6	7	8	9	10
1	1:47.89	1:30.20	1:32.62	1:30.55	1:33.53	1:32.71	1:27.73	1:27.26	1:27.57	1:27.91
11	1:27.16	1:27.71	1:27.11							

40 David LAMB

Lap	1	2	3	4	5	6	7	8	9	10
1	1:46.59	1:39.42	1:37.51	1:37.22	1:29.96	1:32.40	1:31.27	1:34.50	1:32.00	1:32.87
11	1:31.49	1:40.71								

41 Mike PRESTON

Lap	1	2	3	4	5	6	7	8	9	10
1	1:43.21	1:25.93	1:23.27	1:24.75	1:23.68	1:51.10				

42 Simon EDWARDS

Lap	1	2	3	4	5	6	7	8	9	10
1	1:43.69	1:35.17	1:28.65	1:30.55	1:31.11	1:31.87	1:29.54	1:28.02	1:28.92	1:28.09
11	1:29.81	1:30.58	1:29.45							

46 Anthony FENWICK-WILSON

Lap	1	2	3	4	5	6	7	8	9	10
1	1:56.91	1:34.97	1:35.02	1:34.23	1:34.21	1:32.28	1:37.15	1:30.88	1:31.30	1:30.37
11	1:29.02	1:30.28	1:28.43							

48 Richard BRADFORD

Lap	1	2	3	4	5	6	7	8	9	10
1	1:49.34	1:42.19	1:39.46	1:38.57	2:01.64					

50 Cyril HANCOCK

Lap	1	2	3	4	5	6	7	8	9	10
1	1:48.80	1:44.16	1:44.72	1:37.97	1:58.05					

52	Mark BRETT									
Lap	1	2	3	4	5	6	7	8	9	10
1	1:33.57	1:23.93	1:20.71	1:24.89	1:35.91	2:05.26				
55	Keith PIPER									
Lap	1	2	3	4	5	6	7	8	9	10
1	2:09.28	1:45.86	1:44.45	1:39.75	2:06.29					
65	Mark HAYWARD									
Lap	1	2	3	4	5	6	7	8	9	10
1	1:55.96	1:45.63	1:45.53	1:44.41	2:08.02					
81	Duncan POTTER									
Lap	1	2	3	4	5	6	7	8	9	10
1	1:47.24	1:32.43	1:31.47	1:31.71	1:34.83	1:32.07	1:30.54	1:29.58	1:28.38	1:35.05
11	1:29.45	1:55.08								
82	Chris CADMAN									
Lap	1	2	3	4	5	6	7	8	9	10
1	1:53.80	1:38.91	1:39.49	1:39.21	1:40.32	1:38.36	1:37.56	1:38.08	1:39.12	1:41.72
11	1:40.58	1:40.99								
83	Andrew MORLAND									
Lap	1	2	3	4	5	6	7	8	9	10
1	1:54.56	1:40.72	1:35.37	1:45.36	1:36.91	1:37.09	1:35.88	1:32.30	1:32.01	1:31.50
11	1:32.33	1:59.02								
91	David JOHNSON									
Lap	1	2	3	4	5	6	7	8	9	10
1	1:51.10	1:40.79	1:40.05	1:41.22	1:41.08	1:38.71	1:39.61	1:39.79	1:39.68	1:40.46
11	1:40.17	1:40.43								
93	John GILLET									
Lap	1	2	3	4	5	6	7	8	9	10
1	1:53.46	1:38.49	1:32.96	1:34.99	1:31.70	1:32.32	1:28.11	1:30.36	1:28.52	1:29.54
11	1:30.54	1:33.05								
101	Anne BOURSOT									
Lap	1	2	3	4	5	6	7	8	9	10
1	2:03.41	1:56.44	1:54.85	1:58.20	1:55.65	1:51.84	1:52.02	1:50.92	1:48.26	1:50.10
103	Fred BOOTHBY									
Lap	1	2	3	4	5	6	7	8	9	10
1	1:51.77	1:32.44	1:33.43	1:37.22	1:37.26	1:35.25	1:51.74			
111	Richard JENKINS									
Lap	1	2	3	4	5	6	7	8	9	10
1	1:48.57	1:38.33	1:39.66	1:33.36	1:49.65					



The Vintage Sports-Car Club

TIMED PRACTICE

PROVISIONAL RESULT - SESSION 2

PI	No	CI Name	Car	Laps	Time on Lap	Behind	MPH	
1	77	Geraint OWEN	Kurtis 500 C	13	1:09.61	4	75.30	
2	3	Nicholas TOPLISS	ERA R4D	14	1:11.62	4	02.01	73.19
3	6	Julian GRIMWADE	Frazer Nash Single Seat	15	1:12.57	12	02.96	72.23
4	2	Duncan RICKETTS	ERA R3A	12	1:13.36	9	03.75	71.45
5	9	Tim GREENHILL	Wolseley Hornet Special	14	1:14.61	14	05.00	70.25
6	5	Tony LEES	AC/GN Cognac	12	1:15.03	11	05.42	69.86
7	15	Matt RICKETTS	Cooper Type 41	14	1:15.18	11	05.57	69.72
8	94	Mike PAINTER	MG Kayne	13	1:19.06	13	09.45	66.30
9	7	Iain STEWART	Morgan Super Aero	7	1:19.30	3	09.69	66.10
10	16	Pete CANDY	Riley Super Rat	10	1:19.36	8	09.75	66.05
11	88	Harry PAINTER	MG PA	13	1:19.95	12	10.34	65.56
12	43	Sue DARBYSHIRE	Morgan Super Aero	4	1:19.98	2	10.37	65.54
13	10	Chris HUDSON	Bugatti T35B	2	1:21.96	2	12.35	63.95
14	17	Bo WILLIAMS	Bugatti Type 35B	9	1:23.06	3	13.45	63.11
15	36	Graham PADDICK	McDowell Ford Track Rac	8	1:26.54	2	16.93	60.57
Not-Seen								
	4	Thomas HARDMAN	MG Bellevue Special					
	68	Sue DARBYSHIRE	Morgan Super Aero					

Start Time : 09:29

Pembrey

21 Aug 16 09:51

Clerk of Course:

Time Issued:

Chief Timekeeper:

THESE RESULTS ARE PROVISIONAL UNTIL THE CONCLUSION OF ANY JUDICIAL AND TECHNICAL MATTERS

HS Sports Timing and Results Systems - Results and Lap Times at www.hssports.co.uk

TIMED PRACTICE

LAP TIMES - SESSION 2

2 Duncan RICKETTS

Lap	1	2	3	4	5	6	7	8	9	10
1	1:25.48	1:20.23	1:17.82	1:16.51	1:17.43	1:15.72	1:15.27	1:14.24	1:13.36	1:13.91
11	1:13.89	1:36.10								

3 Nicholas TOPLISS

Lap	1	2	3	4	5	6	7	8	9	10
1	1:20.78	1:15.21	1:12.72	1:11.62	1:11.79	1:12.18	1:13.09	1:12.34	1:13.75	1:12.87
11	1:13.34	1:12.36	1:13.08	1:35.89						

5 Tony LEES

Lap	1	2	3	4	5	6	7	8	9	10
1	1:18.50	1:17.85	1:15.07	1:15.72	1:15.85	1:17.22	1:15.44	1:17.82	1:15.78	1:16.53
11	1:15.03	1:35.73								

6 Julian GRIMWADE

Lap	1	2	3	4	5	6	7	8	9	10
1	1:20.95	1:16.16	1:13.94	1:14.11	1:13.54	1:12.96	1:13.00	1:14.50	1:14.13	1:13.54
11	1:13.06	1:12.57	1:13.88	1:14.51	1:16.00					

7 Iain STEWART

Lap	1	2	3	4	5	6	7	8	9	10
1	1:28.49	1:21.35	1:19.30	1:20.46	1:19.32	1:20.58	1:23.37			

9 Tim GREENHILL

Lap	1	2	3	4	5	6	7	8	9	10
1	1:23.46	1:16.06	1:15.10	1:15.47	1:15.35	1:16.03	1:15.58	1:15.29	1:16.69	1:16.71
11	1:15.12	1:15.09	1:14.99	1:14.61						

10 Chris HUDSON

Lap	1	2	3	4	5	6	7	8	9	10
1	1:27.78	1:21.96								

15 Matt RICKETTS

Lap	1	2	3	4	5	6	7	8	9	10
1	1:34.02	1:26.10	1:23.49	1:19.74	1:22.41	1:19.74	1:18.62	1:18.15	1:18.99	1:16.01
11	1:15.18	1:15.45	1:17.29	1:15.85						

16 Pete CANDY

Lap	1	2	3	4	5	6	7	8	9	10
1	1:28.80	1:21.78	1:20.60	1:20.27	1:20.24	1:21.55	1:20.11	1:19.36	1:20.68	1:43.20

17 Bo WILLIAMS

Lap	1	2	3	4	5	6	7	8	9	10
1	1:29.60	1:25.77	1:23.06	1:24.77	1:27.26	1:27.13	1:25.50	1:26.40	1:36.38	

36 Graham PADDICK

Lap	1	2	3	4	5	6	7	8	9	10
1	1:34.30	1:26.54	1:27.46	1:47.17	3:18.18	1:31.86	1:32.16	1:49.25		

43 Sue DARBYSHIRE

Lap	1	2	3	4	5	6	7	8	9	10
1	1:22.49	1:19.98	1:20.64	1:20.06						

77 Geraint OWEN

Lap	1	2	3	4	5	6	7	8	9	10
1	1:17.89	1:11.36	1:12.06	1:09.61	1:14.06	1:13.35	1:10.81	1:10.94	1:09.64	1:10.50
11	1:09.90	1:21.16	1:45.78							

88 Harry PAINTER

Lap	1	2	3	4	5	6	7	8	9	10
1	1:28.26	1:26.46	1:24.31	1:20.89	1:20.60	1:21.54	1:20.49	1:22.53	1:21.41	1:20.14
11	1:20.90	1:19.95	1:20.17							

94 Mike PAINTER

Lap	1	2	3	4	5	6	7	8	9	10
1	1:26.80	1:25.27	1:23.19	1:19.25	1:22.35	1:20.60	1:19.93	1:19.13	1:22.03	1:19.90
11	1:19.52	1:19.42	1:19.06							



The Vintage Sports-Car Club

F3 (500) CARS

PROVISIONAL RESULT - TIMED PRACTICE 3

PI	No	CI Name	Car	Laps	Time on Lap	Behind	MPH
1	30	Xavier KINGSLAND	Staride Mk 3	9	1:15.66	5	69.28
2	87	Andrew TURNER	Cooper Mk VI	9	1:17.31	8 01.65	67.80
3	28	JB JONES	JLR F3	10	1:19.01	7 03.35	66.34
4	86	John TURNER	Cooper Mk 9	5	1:19.02	4 03.36	66.33
5	26	Darrell WOODS	Cooper Mk XII	12	1:19.12	11 03.46	66.25
6	29	Roy HUNT	Martin 500	8	1:19.85	7 04.19	65.64
7	27	Roy WRIGHT	Flash Special Norton	7	1:20.59	5 04.93	65.04

Not-Seen

25 Tim SAGE Cooper Mk 2

No. 29 - Please fit working transponder and improve side numbers

Start Time : 09:52

Pembrey

21 Aug 16 10:11

Clerk of Course:

Time Issued:

Chief Timekeeper:

THESE RESULTS ARE PROVISIONAL UNTIL THE CONCLUSION OF ANY JUDICIAL AND TECHNICAL MATTERS

HS Sports Timing and Results Systems - Results and Lap Times at www.hssports.co.uk

F3 (500) CARS

LAP TIMES - TIMED PRACTICE 3

26 Darrell WOODS

Lap	1	2	3	4	5	6	7	8	9	10
1	1:22.51	1:22.32	1:19.78	1:19.45	1:19.85	1:19.36	1:19.75	1:19.87	1:20.71	1:19.87
11	1:19.12	1:35.39								

27 Roy WRIGHT

Lap	1	2	3	4	5	6	7	8	9	10
1	1:29.88	1:23.32	1:21.76	1:21.29	1:20.59	1:22.00	1:47.91			

28 JB JONES

Lap	1	2	3	4	5	6	7	8	9	10
1	1:38.45	1:28.30	1:21.87	1:19.90	1:25.93	1:24.30	1:19.01	1:22.46	1:19.84	2:05.47

29 Roy HUNT

Lap	1	2	3	4	5	6	7	8	9	10
1	1:24.99	1:21.93	1:21.48	1:21.16	1:20.27	1:21.74	1:19.85	1:20.13		

30 Xavier KINGSLAND

Lap	1	2	3	4	5	6	7	8	9	10
1	1:21.00	1:22.92	1:17.25	1:18.90	1:15.66	1:16.44	1:16.51	1:16.94	1:39.35	

86 John TURNER

Lap	1	2	3	4	5	6	7	8	9	10
1	1:21.27	1:20.87	1:19.89	1:19.02	1:43.29					

87 Andrew TURNER

Lap	1	2	3	4	5	6	7	8	9	10
1	1:21.59	1:21.16	1:19.06	1:19.99	1:19.93	1:17.89	1:17.69	1:17.31	1:37.53	



The Vintage Sports-Car Club

TIMED PRACTICE

PROVISIONAL RESULT - SESSION 4

PI	No	CI	Name	Car	Laps	Time on Lap	Behind	MPH
1	12		Dougal CAWLEY	GN/Ford Piglet	10	1:17.02	5	68.06
2	22		Richard ILIFFE	Riley Kestrel 12/4 Spl	10	1:19.30	2 02.28	66.10
3	23		Greg LERIGO	Riley Special	14	1:19.45	9 02.43	65.97
4	31		Tom WATERFIELD	GN Special	9	1:19.91	5 02.89	65.59
5	35		Alex PEACOP	Frazer Nash AC	14	1:20.84	7 03.82	64.84
6	11		David WYLIE	Frazer Nash AC	11	1:21.09	5 04.07	64.64
7	19		Michael JAMES	Riley 12/4 TT Sprite Rep	14	1:21.17	9 04.15	64.58
8	732		Jo BLAKENEY-EDWARDS	Frazer Nash Super Sports	14	1:23.04	6 06.02	63.12
9	39		David LEWIS	Alvis Firebird/Speed 25	13	1:23.89	13 06.87	62.48
10	112		Tim RIDES	Riley The Jones Special	1	1:25.65	1 08.63	61.20
11	63		Simon KELLEWAY	Riley Sprite 12/4	13	1:25.75	12 08.73	61.13
12	53		Marcus FRIEDER	Riley 12/4	11	1:29.65	10 12.63	58.47
13	62		Dennis BINGHAM	Riley Falcon Special	12	1:29.81	8 12.79	58.36
14	64		Tim PARKER	Lagonda 2 Litre Sml	12	1:36.11	12 19.09	54.54
15	49		David SAXL	Riley 12/4 Special	11	1:37.72	9 20.70	53.64
16	61		Leonard LORD	Riley Falcon	9	1:38.62	2 21.60	53.15
17	701		Hamish McNINCH	MG PA 2Str	11	1:43.10	9 26.08	50.84
18	60		Ian FYFE	Alvis 12/70 Special	11	1:43.41	10 26.39	50.69
19	73		James BAKER	Riley Brooklands	2	1:49.52	1 32.50	47.86
20	59		Sean BRAMHALL	Triumph Gloria Special	10	1:53.52	2 36.50	46.17

Not-Seen

113	David MORLEY	Riley Special
14	Brian WHITE	Frazer Nash/BMW TT Replic
51	Colin WOLSTENHOLME	Riley Racing Mph
92	Edward HARVEY	Riley The Densham Imp

Car 59 - please provide white background to numbers

Start Time : 10:16

Pembrey

21 Aug 16 10:39

Clerk of Course:

Time Issued:

Chief Timekeeper:

THESE RESULTS ARE PROVISIONAL UNTIL THE CONCLUSION OF ANY JUDICIAL AND TECHNICAL MATTERS

HS Sports Timing and Results Systems - Results and Lap Times at www.hssports.co.uk

TIMED PRACTICE

LAP TIMES - SESSION 4

11 David WYLIE

Lap	1	2	3	4	5	6	7	8	9	10
1	1:24.27	1:22.08	1:26.05	1:24.03	1:21.09	1:23.76	1:24.02	1:22.38	1:23.43	1:24.89
11	1:40.38									

12 Dougal CAWLEY

Lap	1	2	3	4	5	6	7	8	9	10
1	1:22.46	1:17.24	1:21.37	1:17.12	1:17.02	1:19.65	1:25.32	1:22.13	1:19.69	1:38.23

19 Michael JAMES

Lap	1	2	3	4	5	6	7	8	9	10
1	1:27.12	1:27.32	1:25.65	1:25.85	1:25.11	1:24.92	1:24.18	1:21.75	1:21.17	1:24.91
11	1:24.93	1:27.40	1:26.02	1:26.87						

22 Richard ILIFFE

Lap	1	2	3	4	5	6	7	8	9	10
1	1:43.14	1:19.30	1:20.26	1:20.15	1:23.17	1:19.66	1:21.16	1:22.34	1:28.90	1:47.09

23 Greg LERIGO

Lap	1	2	3	4	5	6	7	8	9	10
1	1:42.16	1:27.50	1:21.08	1:22.67	1:21.73	1:20.29	1:20.80	1:22.60	1:19.45	1:20.72
11	1:20.69	1:20.17	1:21.49	1:20.77						

31 Tom WATERFIELD

Lap	1	2	3	4	5	6	7	8	9	10
1	1:22.49	1:22.07	1:24.89	1:23.74	1:19.91	1:22.51	1:24.41	1:22.62	1:35.39	

35 Alex PEACOP

Lap	1	2	3	4	5	6	7	8	9	10
1	1:35.31	1:33.79	1:25.48	1:25.08	1:23.98	1:22.85	1:20.84	1:23.27	1:24.19	1:27.22
11	1:26.69	1:23.99	1:21.32	1:23.93						

39 David LEWIS

Lap	1	2	3	4	5	6	7	8	9	10
1	1:39.07	1:36.41	1:31.48	1:25.68	1:28.52	1:26.34	1:25.40	1:26.60	1:49.66	1:24.41
11	1:25.63	1:24.28	1:23.89							

49 David SAXL

Lap	1	2	3	4	5	6	7	8	9	10
1	1:57.44	1:52.15	1:48.60	1:43.01	1:42.94	1:47.43	1:46.73	1:38.75	1:37.72	1:37.85
11	1:39.46									

53 Marcus FRIEDER

Lap	1	2	3	4	5	6	7	8	9	10
1	1:53.37	1:33.54	1:32.24	1:32.33	1:29.79	1:30.64	1:30.80	1:33.18	1:30.70	1:29.65
11	1:55.45									

59 Sean BRAMHALL

Lap	1	2	3	4	5	6	7	8	9	10
1	1:56.85	1:53.52	2:00.84	1:59.57	1:58.84	1:58.64	1:57.20	2:00.47	1:55.24	1:54.71

60	Ian FYFE									
Lap	1	2	3	4	5	6	7	8	9	10
1	1:57.40	1:53.69	1:50.93	1:47.84	1:46.98	1:47.75	1:47.33	1:46.43	1:44.69	1:43.41
11	1:44.71									
61	Leonard LORD									
Lap	1	2	3	4	5	6	7	8	9	10
1	1:49.46	1:38.62	1:39.74	1:40.34	1:39.46	1:39.43	1:40.31	1:44.41	1:58.62	
62	Dennis BINGHAM									
Lap	1	2	3	4	5	6	7	8	9	10
1	1:44.64	1:32.35	1:31.49	1:33.75	1:34.30	1:30.53	1:30.47	1:29.81	1:34.92	1:30.68
11	1:30.37	1:47.38								
63	Simon KELLEWAY									
Lap	1	2	3	4	5	6	7	8	9	10
1	1:45.21	1:33.22	1:31.25	1:29.68	1:28.65	1:30.13	1:32.16	1:27.51	1:26.15	1:28.19
11	1:26.08	1:25.75	1:28.35							
64	Tim PARKER									
Lap	1	2	3	4	5	6	7	8	9	10
1	1:46.39	1:37.90	1:36.40	1:37.15	1:37.74	1:36.29	1:37.16	1:36.46	1:37.53	1:37.26
11	1:37.52	1:36.11								
73	James BAKER									
Lap	1	2	3	4	5	6	7	8	9	10
1	1:49.52	2:10.09								
112	Tim RIDES									
Lap	1	2	3	4	5	6	7	8	9	10
1	1:25.65									
701	Hamish McNINCH									
Lap	1	2	3	4	5	6	7	8	9	10
1	1:49.85	1:49.99	1:48.61	1:45.82	1:47.43	1:48.81	1:48.53	1:48.89	1:43.10	1:43.71
11	1:45.36									
732	Jo BLAKENEY-EDWARDS									
Lap	1	2	3	4	5	6	7	8	9	10
1	1:25.83	1:24.88	1:30.12	1:24.35	1:23.10	1:23.04	1:25.20	1:24.46	1:25.24	1:30.77
11	1:24.17	1:23.83	1:24.19	1:55.06						



The Vintage Sports-Car Club

WELSH SPORTS & SALOON CARS

PROVISIONAL RESULT - TIMED PRACTICE 5

PI	No	CI	Name	Car	Laps	Time on Lap	Behind	MPH
1	488		Dave KRAYEM	Ginetta G50	13	1:00.78	4	86.24
2	38		Keith WHITE	BMW Z4	12	1:01.14	10 00.36	85.73
3	55		Jason DAVIES	Ford Sierra Cosworth	11	1:01.85	6 01.07	84.75
4	69		Chris EVERILL	Ginetta G50	14	1:03.20	5 02.42	82.94
5	22		Andy WILLIAMS	Ford Sierra	14	1:03.34	6 02.56	82.75
6	77		Ken JAMES	Damien Longotan	14	1:04.02	5 03.24	81.87
7	11		Jim LYONS	Mini Turbo	13	1:04.23	5 03.45	81.61
8	70		Fabio LUFFARELLI	Mini Saloon	14	1:04.26	11 03.48	81.57
9	44		Damien LONGOTANO	Westfield	14	1:04.86	7 04.08	80.81
10	4		Keith BUTCHER	Ginetta G50	13	1:05.03	12 04.25	80.60
11	2		Dave SCARAMANGA	VW Scrioco	11	1:07.37	4 06.59	77.80
12	127		Bradley JOHN	Mitsubishi Evo	7	1:08.34	4 07.56	76.70
13	30		Peter HILLS	Mini Rover	13	1:08.71	5 07.93	76.29
14	14		Mike MOSS	Westfield	13	1:09.21	13 08.43	75.73
15	24		Tyrone LUFFERELLI	Peugot 106GTi	13	1:09.47	11 08.69	75.45
16	6		Roger DOWDEN	Davrian Mk6	13	1:09.79	10 09.01	75.11
17	93		Susanne JONES	Lotus Elise	13	1:10.10	10 09.32	74.77
18	17		Gareth HAYCOCK	VW Golf	11	1:10.14	9 09.36	74.73
19	111		Chris MORRIS	Suzuki Ignis Sport	12	1:10.97	9 10.19	73.86
20	181		Daryl RADFORD	Honda Civic	5	1:11.31	4 10.53	73.50
21	5		Andy LONG	Honda Civic R	13	1:12.20	3 11.42	72.60
22	48		Richard FRANCIS	Citroen Saxo VTR	13	1:12.44	10 11.66	72.36
23	19		Colin DUNN	Renault Clio	12	1:13.07	10 12.29	71.73
24	41		Antony WEEKS	Mazda RX8	5	1:14.00	4 13.22	70.83
25	88		Andrew WILLIAMS	MG ZR105	10	1:15.93	9 15.15	69.03
26	13		Alan SMITH	Ford KA	6	1:16.04	4 15.26	68.93
27	33		Paul FLINDERS	Toyota MR2	2	1:16.26	1 15.48	68.73
28	72		Craig EDMUNDS	Ford Fiesta	9	1:18.33	4 17.55	66.92
29	53		Verity BANKS	MG ZR	10	1:21.71	7 20.93	64.15

Start Time : 10:42

Pembrey

21 Aug 16 11:05

Clerk of Course:

Time Issued:

Chief Timekeeper:

THESE RESULTS ARE PROVISIONAL UNTIL THE CONCLUSION OF ANY JUDICIAL AND TECHNICAL MATTERS

HS Sports Timing and Results Systems - Results and Lap Times at www.hssports.co.uk

WELSH SPORTS & SALOON CARS

LAP TIMES - TIMED PRACTICE 5

2 Dave SCARAMANGA

Lap	1	2	3	4	5	6	7	8	9	10
1	1:15.84	1:10.39	1:09.92	1:07.37	1:08.09	1:07.49	1:43.26	4:59.56	1:07.43	1:07.53
11	1:40.15									

4 Keith BUTCHER

Lap	1	2	3	4	5	6	7	8	9	10
1	1:14.84	1:08.65	1:07.21	1:06.82	1:05.81	1:08.75	1:05.54	1:58.93	3:50.13	1:10.19
11	1:06.11	1:05.03	1:33.65							

5 Andy LONG

Lap	1	2	3	4	5	6	7	8	9	10
1	1:16.07	1:14.23	1:12.20	1:16.13	1:14.42	1:14.73	1:41.72	4:28.79	1:13.72	1:14.34
11	1:16.52	1:19.52	1:35.80							

6 Roger DOWDEN

Lap	1	2	3	4	5	6	7	8	9	10
1	1:15.88	1:10.88	1:13.00	1:10.83	1:10.35	1:10.88	1:14.40	2:45.76	2:36.14	1:09.79
11	1:10.56	1:12.21	1:37.03							

11 Jim LYONS

Lap	1	2	3	4	5	6	7	8	9	10
1	1:10.12	1:09.91	1:07.42	1:05.02	1:04.23	1:06.32	1:50.66	4:19.40	1:07.98	1:05.49
11	1:08.21	1:14.65	1:19.39							

13 Alan SMITH

Lap	1	2	3	4	5	6	7	8	9	10
1	1:23.88	1:20.03	1:17.29	1:16.04	1:19.20	4:05.49				

14 Mike MOSS

Lap	1	2	3	4	5	6	7	8	9	10
1	1:14.54	1:11.69	1:10.40	1:10.74	1:12.00	1:10.50	2:20.76	4:01.69	1:09.89	1:09.61
11	1:10.07	1:10.26	1:09.21							

17 Gareth HAYCOCK

Lap	1	2	3	4	5	6	7	8	9	10
1	1:18.59	1:14.49	1:11.66	1:12.03	1:12.16	1:11.47	2:18.40	3:31.53	1:10.14	1:12.55
11	1:36.10									

19 Colin DUNN

Lap	1	2	3	4	5	6	7	8	9	10
1	1:23.10	1:17.76	1:14.29	1:14.25	1:13.66	1:13.71	2:14.93	3:53.30	1:13.09	1:13.07
11	1:13.86	1:39.92								

22 Andy WILLIAMS

Lap	1	2	3	4	5	6	7	8	9	10
1	1:11.92	1:06.94	1:05.73	1:05.69	1:04.90	1:03.34	1:36.41	4:18.19	1:05.25	1:04.57
11	1:04.77	1:08.92	1:08.77	1:07.17						

24	Tyrone LUFFERELLI										
	Lap	1	2	3	4	5	6	7	8	9	10
	1	1:16.13	1:11.23	1:10.94	1:10.72	1:09.63	1:10.00	1:37.90	4:33.81	1:10.61	1:09.67
	11	1:09.47	1:19.33	1:31.94							
30	Peter HILLS										
	Lap	1	2	3	4	5	6	7	8	9	10
	1	1:15.20	1:11.43	1:09.94	1:09.49	1:08.71	1:08.85	2:05.26	3:55.34	1:11.26	1:10.66
	11	1:09.67	1:26.53	1:30.59							
33	Paul FLINDERS										
	Lap	1	2	3	4	5	6	7	8	9	10
	1	1:16.26	2:06.60								
38	Keith WHITE										
	Lap	1	2	3	4	5	6	7	8	9	10
	1	1:15.71	1:04.92	1:01.65	1:03.33	1:02.28	1:03.73	1:12.02	2:26.30	3:42.90	1:01.14
	11	1:01.49	1:31.42								
41	Antony WEEKS										
	Lap	1	2	3	4	5	6	7	8	9	10
	1	1:22.61	1:19.83	1:21.54	1:14.00	1:34.89					
44	Damien LONGOTANO										
	Lap	1	2	3	4	5	6	7	8	9	10
	1	1:11.11	1:08.31	1:06.98	1:06.61	1:07.87	1:09.68	1:04.86	1:52.73	3:56.04	1:07.89
	11	1:05.59	1:06.02	1:07.20	1:28.82						
48	Richard FRANCIS										
	Lap	1	2	3	4	5	6	7	8	9	10
	1	1:27.84	1:15.66	1:13.59	1:17.17	1:16.24	1:17.35	2:30.19	3:20.22	1:12.51	1:12.44
	11	1:16.50	1:18.28	1:13.78							
53	Verity BANKS										
	Lap	1	2	3	4	5	6	7	8	9	10
	1	1:25.14	1:23.58	4:03.08	1:24.13	2:30.80	3:48.75	1:21.71	1:22.65	1:23.35	1:24.77
55	Jason DAVIES										
	Lap	1	2	3	4	5	6	7	8	9	10
	1	1:16.84	1:07.59	1:03.55	1:03.13	1:02.22	1:01.85	1:10.07	2:22.71	3:59.24	1:01.96
	11	1:34.07									
69	Chris EVERILL										
	Lap	1	2	3	4	5	6	7	8	9	10
	1	1:17.48	1:11.40	1:11.25	1:05.44	1:03.20	1:03.52	1:06.11	2:50.15	2:42.34	1:05.06
	11	1:06.85	1:05.33	1:09.08	1:08.54						
70	Fabio LUFFARELLI										
	Lap	1	2	3	4	5	6	7	8	9	10
	1	1:11.93	1:08.44	1:05.67	1:04.50	1:05.53	1:08.61	1:05.93	2:21.14	3:27.57	1:07.64
	11	1:04.26	1:04.70	1:05.43	1:31.64						
72	Craig EDMUNDS										
	Lap	1	2	3	4	5	6	7	8	9	10
	1	1:27.92	1:22.54	1:25.32	1:18.33	1:19.74	1:38.76	4:40.34	1:20.04	1:20.06	

77	Ken JAMES									
Lap	1	2	3	4	5	6	7	8	9	10
1	1:19.60	1:08.73	1:07.97	1:05.44	1:04.02	1:05.30	1:07.84	2:46.90	2:42.38	1:06.36
11	1:06.92	1:09.35	1:13.98	1:10.99						
88	Andrew WILLIAMS									
Lap	1	2	3	4	5	6	7	8	9	10
1	1:28.13	1:26.27	1:22.55	1:22.91	1:16.56	1:23.27	2:40.83	3:00.50	1:15.93	1:39.80
93	Susanne JONES									
Lap	1	2	3	4	5	6	7	8	9	10
1	1:16.15	1:13.09	1:10.76	1:10.41	1:10.53	1:12.51	1:37.72	4:39.53	1:13.34	1:10.10
11	1:11.51	1:21.12	1:31.97							
111	Chris MORRIS									
Lap	1	2	3	4	5	6	7	8	9	10
1	1:26.95	1:15.30	1:13.40	1:12.56	1:11.66	1:11.55	2:12.48	3:45.75	1:10.97	1:14.87
11	1:28.78	1:29.69								
127	Bradley JOHN									
Lap	1	2	3	4	5	6	7	8	9	10
1	1:24.80	1:33.94	10:24.14	1:08.34	1:09.52	1:12.63	1:10.94			
181	Daryl RADFORD									
Lap	1	2	3	4	5	6	7	8	9	10
1	1:17.92	1:11.52	1:15.73	1:11.31	1:15.42					
488	Dave KRAYEM									
Lap	1	2	3	4	5	6	7	8	9	10
1	1:14.87	1:06.27	1:02.68	1:00.78	1:01.16	1:05.74	1:02.63	2:26.70	3:16.47	1:02.98
11	1:05.47	1:03.06	1:25.54							



The Vintage Sports-Car Club

TIMED PRACTICE

PROVISIONAL RESULT - SESSION 6

PI	No	CI Name	Car	Laps	Time on Lap	Behind	MPH
1	194	Harry PAINTER	MG Kayne	13	1:17.75	9	67.42
2	20	Hans VAN WORTEL	Riley Special	12	1:23.54	6 05.79	62.74
3	34	Nick HAYWARD-COOK	Riley 9 Monoposto	12	1:26.12	10 08.37	60.86
4	44	James RICKETTS	Austin 7 Monoposto	7	1:28.72	6 10.97	59.08
5	92	Edward HARVEY	Riley The Densham Imp	11	1:33.03	5 15.28	56.34
6	71	John EVERETT	Austin 7 Ulster Sport	10	1:34.91	9 17.16	55.23
7	56	Antony FELTHAM-WHITE	Austin 7 Racing Special	6	1:35.34	5 17.59	54.98
8	45	Malcolm HILLS	Austin 7 Single Seat Race	11	1:37.03	8 19.28	54.02
9	67	Robert BARBET	Riley Sports	10	1:39.60	6 21.85	52.63
10	58	Annette VAN WORTEL	Lagonda Rapier	10	1:48.81	10 31.06	48.17
11	66	David COOKSEY	Bean 12/4 Special	10	1:50.73	8 32.98	47.34
12	57	David ASPLIN	Austin 7 Ulster Replica	4	2:02.11	3 44.36	42.93

Start Time : 11:20

Pembrey

21 Aug 16 11:41

Clerk of Course:

Time Issued:

Chief Timekeeper:

THESE RESULTS ARE PROVISIONAL UNTIL THE CONCLUSION OF ANY JUDICIAL AND TECHNICAL MATTERS

HS Sports Timing and Results Systems - Results and Lap Times at www.hssports.co.uk

TIMED PRACTICE

LAP TIMES - SESSION 6

20	Hans VAN WORTEL									
Lap	1	2	3	4	5	6	7	8	9	10
1	1:43.41	1:27.17	1:25.32	1:25.94	1:32.15	1:23.54	1:23.84	1:29.15	1:27.86	1:27.93
11	1:27.09	1:25.96								
34	Nick HAYWARD-COOK									
Lap	1	2	3	4	5	6	7	8	9	10
1	1:45.44	1:32.89	1:29.62	1:28.90	1:34.53	1:27.93	1:28.10	1:27.04	1:26.82	1:26.12
11	1:29.33	1:29.38								
44	James RICKETTS									
Lap	1	2	3	4	5	6	7	8	9	10
1	1:47.14	1:40.13	1:29.17	1:32.39	1:29.19	1:28.72	2:15.83			
45	Malcolm HILLS									
Lap	1	2	3	4	5	6	7	8	9	10
1	1:46.87	1:40.14	1:40.05	1:37.68	1:43.88	1:39.53	1:39.55	1:37.03	1:37.80	1:38.74
11	2:11.29									
56	Antony FELTHAM-WHITE									
Lap	1	2	3	4	5	6	7	8	9	10
1	1:49.30	1:41.27	1:38.12	1:37.61	1:35.34	1:56.06				
57	David ASPLIN									
Lap	1	2	3	4	5	6	7	8	9	10
1	2:06.29	2:03.25	2:02.11	2:16.06						
58	Annette VAN WORTEL									
Lap	1	2	3	4	5	6	7	8	9	10
1	2:03.19	1:57.10	1:56.46	1:53.72	1:50.63	1:54.53	1:50.27	1:48.93	1:52.47	1:48.81
66	David COOKSEY									
Lap	1	2	3	4	5	6	7	8	9	10
1	1:57.77	1:53.32	1:51.62	1:51.31	1:51.46	1:52.33	1:53.25	1:50.73	1:51.65	2:12.29
67	Robert BARBET									
Lap	1	2	3	4	5	6	7	8	9	10
1	1:45.83	1:44.36	1:42.04	1:39.63	1:40.46	1:39.60	1:39.87	1:41.45	1:40.66	2:07.79
71	John EVERETT									
Lap	1	2	3	4	5	6	7	8	9	10
1	1:40.83	1:37.82	1:36.33	1:37.38	1:35.40	1:35.15	1:36.01	1:35.63	1:34.91	1:59.82
92	Edward HARVEY									
Lap	1	2	3	4	5	6	7	8	9	10
1	1:45.63	1:38.03	1:33.20	1:36.42	1:33.03	1:39.01	1:35.45	1:35.42	1:34.99	1:38.74
11	1:36.79									
194	Harry PAINTER									
Lap	1	2	3	4	5	6	7	8	9	10

1	1:32.85	1:23.60	1:20.06	1:19.36	1:21.19	1:18.16	1:20.06	1:20.25	1:17.75	1:19.54
11	1:18.07	1:22.59	1:18.78							



The Vintage Sports-Car Club

RACE 2 – THE REDGATE MUG TROPHY RACE FOR PRE-WAR STANDARD & MODIFIED SPORTS CARS (VSCC SET 3)

RESULT

Pl	No	Cl	Name	Car	Lap	Time	Behind	MPH	Best Lap on	MPH	Handicap
1	21		Tim KNELLER	Riley TT Sprite	9	12:56.73		60.73	1:23.70	7	62.62
2	41		Mike PRESTON	Bugatti T35B	9	13:04.59	7.86	60.13	1:24.80	5	61.81
3	52		Mark BRETT	Ballamy-Ford (LMB) V8 Special	9	13:22.91	26.18	58.75	1:25.57	6	61.26
4	33		Mark GROVES	Frazer Nash TT Rep Emeryson	9	13:35.82	39.09	57.82	1:28.13	6	59.48 22.65
5	32		Simon BLAKENEY-EDWARDS	Frazer Nash Super Sports	9	13:36.29	39.56	57.79	1:28.83	5	59.01 16.82*
6	38		Ian STANDING	Riley Brooklands	9	13:36.61	39.88	57.77	1:28.67	6	59.11 18.58
7	81		Duncan POTTER	MG Montlhery Midget	9	13:37.51	40.78	57.70	1:27.94	9	59.60 26.05
8	42		Simon EDWARDS	Morgan Aero Supersport	9	13:49.03	52.30	56.90	1:29.62	7	58.49 22.45
9	46		Anthony FENWICK-WILSON	Railton LS Tourer	9	13:56.57	59.84	56.39	1:29.86	8	58.33 27.83
10	103		Fred BOOTHBY	MG J2	9	13:59.88	1:03.15	56.17	1:30.37	7	58.00 26.55
11	40		David LAMB	Riley Brooklands	9	14:11.31	1:14.58	55.41	1:31.38	7	57.36 28.89
12	71		John EVERETT	Austin 7 Ulster Sport	8	13:07.64	1 Lap	53.24	1:34.84	8	55.27 28.92
13	37		John REEVE	Riley Brooklands	8	13:09.20	1 Lap	53.13	1:34.05	8	55.73 36.80
14	82		Chris CADMAN	MG Montlhery Midget	8	13:18.57	1 Lap	52.51	1:36.88	5	54.10 23.53
15	50		Cyril HANCOCK	Fiat New Balilla	8	13:29.88	1 Lap	51.78	1:37.37	5	53.83 30.92
16	55		Keith PIPER	Aston Martin International	8	13:51.25	1 Lap	50.45	1:38.44	8	53.25 43.73
17	91		David JOHNSON	Lea-Francis P Type Avon	8	13:51.57	1 Lap	50.43	1:41.19	5	51.80 22.05
18	65		Mark HAYWARD	Alvis FD 12/75 FWD	8	14:07.97	1 Lap	49.45	1:42.82	6	50.98 25.41
19	101		Anne BOURSOT	MG PA	7	13:25.08	2 Laps	45.57	1:48.29	7	48.40 47.05
20	83		Andrew MORLAND	MG PA	7	13:26.04	2 Laps	45.52	1:35.93	3	54.64 134.53

Fastest Lap

21	Tim KNELLER	Riley TT Sprite	1:23.70	7	62.62
----	-------------	-----------------	---------	---	-------

AWARDS

Race Winner, Winner of the Redgate Mug & First Un-supercharged Car 1101-1500cc

1st	21	Tim KNELLER	Riley TT Sprite	
2 nd	41	Mike PRESTON	Bugatti T35B	(& 1 st Vintage Car & 1 st VSCC 'Standard' Car)
3 rd	52	Mark BRETT	Ballamy-Ford (LMB) V8 Special	(& 1 st Un-Supercharged Car over 3000cc & 2 nd VSCC 'Standard' Car)

Other Capacity Class Winners

38	Ian STANDING	Riley Brooklands	(1 st Un-supercharged Car up to 1100cc & 3 rd VSCC 'Standard' Car)
----	--------------	------------------	--

First on Handicap

32	Simon BLAKENEY-EDWARDS	Frazer Nash Super Sports
----	------------------------	--------------------------

ROBERT PALMER

PARTNER OF



ST. JAMES'S PLACE
WEALTH MANAGEMENT



PRE-WAR STANDARD & MODIFIED SPORTS CARS (VSCC SET 3)

LAP TIMES - RACE 2


21	Tim KNELLER										
	Lap	1	2	3	4	5	6	7	8	9	10
	1	1:30.90	1:24.72	1:27.40	1:28.82	1:25.38	1:25.59	1:23.70	1:26.08	1:24.14	
32	Simon BLAKENEY-EDWARDS										
	Lap	1	2	3	4	5	6	7	8	9	10
	1	1:36.96	1:31.58	1:29.10	1:29.59	1:28.83	1:29.03	1:29.75	1:31.07	1:30.38	
33	Mark GROVES										
	Lap	1	2	3	4	5	6	7	8	9	10
	1	1:37.47	1:30.68	1:29.93	1:28.16	1:30.26	1:28.13	1:30.49	1:31.12	1:29.58	
37	John REEVE										
	Lap	1	2	3	4	5	6	7	8	9	10
	1	1:49.99	1:40.09	1:41.14	1:37.08	1:34.91	1:35.10	1:36.84	1:34.05		
38	Ian STANDING										
	Lap	1	2	3	4	5	6	7	8	9	10
	1	1:37.83	1:31.21	1:29.88	1:29.22	1:29.29	1:28.67	1:30.17	1:30.74	1:29.60	
40	David LAMB										
	Lap	1	2	3	4	5	6	7	8	9	10
	1	1:44.51	1:32.99	1:34.89	1:32.93	1:32.07	1:38.22	1:31.38	1:32.58	1:31.74	
41	Mike PRESTON										
	Lap	1	2	3	4	5	6	7	8	9	10
	1	1:32.34	1:27.89	1:27.56	1:27.18	1:24.80	1:26.10	1:25.58	1:26.57	1:26.57	
42	Simon EDWARDS										
	Lap	1	2	3	4	5	6	7	8	9	10
	1	1:40.15	1:30.10	1:31.62	1:30.38	1:30.94	1:29.89	1:29.62	1:32.96	1:33.37	
46	Anthony FENWICK-WILSON										
	Lap	1	2	3	4	5	6	7	8	9	10
	1	1:42.18	1:33.35	1:35.16	1:32.60	1:32.52	1:30.11	1:30.75	1:29.86	1:30.04	
50	Cyril HANCOCK										
	Lap	1	2	3	4	5	6	7	8	9	10
	1	1:54.66	1:39.60	1:39.56	1:38.77	1:37.37	1:38.77	1:41.54	1:39.61		
52	Mark BRETT										
	Lap	1	2	3	4	5	6	7	8	9	10
	1	1:34.32	1:32.53	1:30.26	1:28.07	1:27.92	1:25.57	1:26.99	1:27.85	1:29.40	
55	Keith PIPER										
	Lap	1	2	3	4	5	6	7	8	9	10
	1	2:07.68	1:43.69	1:39.89	1:40.91	1:41.15	1:39.61	1:39.88	1:38.44		
65	Mark HAYWARD										
	Lap	1	2	3	4	5	6	7	8	9	10
	1	2:00.49	1:44.04	1:44.80	1:44.23	1:42.90	1:42.82	1:45.35	1:43.34		

71	John EVERETT									
Lap	1	2	3	4	5	6	7	8	9	10
1	1:48.68	1:38.04	1:37.63	1:37.95	1:35.84	1:36.64	1:38.02	1:34.84		
81	Duncan POTTER									
Lap	1	2	3	4	5	6	7	8	9	10
1	1:38.73	1:30.82	1:31.57	1:30.25	1:30.98	1:29.40	1:28.71	1:29.11	1:27.94	
82	Chris CADMAN									
Lap	1	2	3	4	5	6	7	8	9	10
1	1:51.01	1:39.84	1:39.12	1:36.92	1:36.88	1:39.09	1:37.70	1:38.01		
83	Andrew MORLAND									
Lap	1	2	3	4	5	6	7	8	9	10
1	1:51.04	1:38.83	1:35.93	1:36.99	1:36.39	1:56.39	3:10.47			
91	David JOHNSON									
Lap	1	2	3	4	5	6	7	8	9	10
1	1:55.34	1:41.39	1:42.25	1:41.37	1:41.19	1:43.06	1:44.02	1:42.95		
101	Anne BOURSOT									
Lap	1	2	3	4	5	6	7	8	9	10
1	2:11.72	1:57.02	1:52.74	1:54.63	1:50.61	1:50.07	1:48.29			
103	Fred BOOTHBY									
Lap	1	2	3	4	5	6	7	8	9	10
1	1:43.70	1:33.36	1:34.58	1:32.62	1:31.99	1:30.92	1:30.37	1:31.36	1:30.98	

Lap Chart

PRE-WAR STANDARD & MODIFIED SPORTS CARS (VSCC SET 3) - RACE 2

Lap 1		Lap 2		Lap 3		Lap 4		Lap 5		Lap 6		Lap 7		Lap 8		Lap 9		Lap 10	
No	Time	No	Time	No	Time	No	Time	No	Time	No	Time	No	Time	No	Time	No	Time	No	Time
21	1:30.90	21	2:55.62	21	4:23.02	21	5:51.84	21	7:17.22	21	8:42.81	21	10:06.51	21	11:32.59	21	12:56.73		
41	1:32.34	41	3:00.23	41	4:27.79	41	5:54.97	41	7:19.77	41	8:45.87	50	10:08.73 *1	71	11:32.80 *1	41	13:04.59		
52	1:34.32	52	3:06.85	52	4:37.11	101	6:01.48 *1	52	7:33.10	55	8:53.32 *1	41	10:11.45	37	11:35.15 *1	71	13:07.64 *1		
32	1:36.96	33	3:08.15	32	4:37.64	52	6:05.18	32	7:36.06	65	8:56.46 *1	83	10:15.57 *1	101	11:36.79 *2	37	13:09.20 *1		
33	1:37.47	32	3:08.54	33	4:38.08	33	6:06.24	33	7:36.50	52	8:58.67	91	10:24.60 *1	41	11:38.02	82	13:18.57 *1		
38	1:37.83	38	3:09.04	38	4:38.92	32	6:07.23	38	7:37.43	33	9:04.63	52	10:25.66	82	11:40.56 *1	52	13:22.91		
81	1:38.73	81	3:09.55	81	4:41.12	38	6:08.14	81	7:42.35	32	9:05.09	55	10:32.93 *1	50	11:50.27 *1	101	13:25.08 *2		
42	1:40.15	42	3:10.25	42	4:41.87	81	6:11.37	42	7:43.19	38	9:06.10	32	10:34.84	52	11:53.51	83	13:26.04 *2		
46	1:42.18	46	3:15.53	46	4:50.69	42	6:12.25	46	7:55.81	81	9:11.75	33	10:35.12	32	12:05.91	50	13:29.88 *1		
103	1:43.70	103	3:17.06	103	4:51.64	46	6:23.29	101	7:56.11 *1	42	9:13.08	38	10:36.27	33	12:06.24	33	13:35.82		
40	1:44.51	40	3:17.50	40	4:52.39	103	6:24.26	103	7:56.25	46	9:25.92	65	10:39.28 *1	38	12:07.01	32	13:36.29		
71	1:48.68	71	3:26.72	71	5:04.35	40	6:25.32	40	7:57.39	103	9:27.17	81	10:40.46	91	12:08.62 *1	38	13:36.61		
37	1:49.99	83	3:29.87	83	5:05.80	71	6:42.30	71	8:18.14	40	9:35.61	42	10:42.70	81	12:09.57	81	13:37.51		
82	1:51.01	37	3:30.08	82	5:09.97	83	6:42.79	83	8:19.18	101	9:46.72 *1	46	10:56.67	55	12:12.81 *1	42	13:49.03		
83	1:51.04	82	3:30.85	37	5:11.22	82	6:46.89	37	8:23.21	71	9:54.78	103	10:57.54	42	12:15.66	55	13:51.25 *1		
50	1:54.66	50	3:34.26	50	5:13.82	37	6:48.30	82	8:23.77	37	9:58.31	40	11:06.99	65	12:24.63 *1	91	13:51.57 *1		
91	1:55.34	91	3:36.73	91	5:18.98	50	6:52.59	50	8:29.96	82	10:02.86			46	12:26.53	46	13:56.57		
65	2:00.49	65	3:44.53	65	5:29.33	91	7:00.35	91	8:41.54					103	12:28.90	103	13:59.88		
55	2:07.68	55	3:51.37	55	5:31.26	55	7:12.17							40	12:39.57	65	14:07.97 *1		
101	2:11.72	101	4:08.74			65	7:13.56									40	14:11.31		




RACE GRID



PRE-WAR STANDARD & MODIFIED SPORTS CARS (VSCC SET 3)

RACE 2

ROW 11	101 01:48.260 Anne BOURSOT	
ROW 10	55 01:39.750 Keith PIPER	65 01:44.410 Mark HAYWARD
ROW 9	48 01:38.570 Richard BRADFORD	91 01:38.710 David JOHNSON
ROW 8	82 01:37.560 Chris CADMAN	50 01:37.970 Cyril HANCOCK
ROW 7	37 01:33.690 John REEVE	71 01:34.910 John EVERETT
ROW 6	83 01:31.500 Andrew MORLAND	103 01:32.440 Fred BOOTHBY
ROW 5	46 01:28.430 Anthony FENWICK-WILS	40 01:29.960 David LAMB
ROW 4	42 01:28.020 Simon EDWARDS	81 01:28.380 Duncan POTTER
ROW 3	32 01:24.500 Simon BLAKENEY-EDW	38 01:27.110 Ian STANDING
ROW 2	33 01:23.110 Mark GROVES	41 01:23.270 Mike PRESTON
ROW 1	21 01:19.220 Tim KNELLER	52 01:20.710 Mark BRETT
POLE		
		



The Vintage Sports-Car Club

RACE 3 – RACE FOR F3 (500) RACING CARS (RACE 1)

RESULT

Pl	No	Cl	Name	Car	Lap	Time	Behind	MPH	Best Lap on	MPH
1	30		Xavier KINGSLAND	Staride Mk 3	8	10:38.53		65.67	1:18.36	8 66.89
2	26		Darrell WOODS	Cooper Mk 12	8	10:40.74	2.21	65.44	1:17.53	8 67.61
3	28		JB JONES	JLR	8	10:43.53	5.00	65.16	1:18.24	7 66.99
4	29		Roy HUNT	Martin	8	10:43.81	5.28	65.13	1:18.44	8 66.82
5	87		Andrew TURNER	Cooper Mk 6	8	10:47.67	9.14	64.74	1:19.56	7 65.88
6	86		John TURNER	Cooper Mk 9	8	11:12.72	34.19	62.33	1:21.20	8 64.55
7	27		Roy WRIGHT	Flash Special Norton	8	11:42.64	1:04.11	59.68	1:24.66	8 61.91

Fastest Lap
26 Darrell WOODS Cooper Mk 12 1:17.53 8 67.61

AWARDS

Race Winner

	30	Xavier KINGSLAND	Staride Mk 3
2 nd	26	Darrell WOODS	Cooper Mk 12
3 rd	28	JB JONES	JLR

F3 (500) CARS (Race 1)

LAP TIMES - RACE 3

26	Darrell WOODS										
	Lap	1	2	3	4	5	6	7	8	9	10
	1	1:24.66	1:19.54	1:20.84	1:19.92	1:19.09	1:18.23	1:18.93	1:17.53		

27	Roy WRIGHT										
	Lap	1	2	3	4	5	6	7	8	9	10
	1	1:33.49	1:29.37	1:28.56	1:26.62	1:25.54	1:26.80	1:24.77	1:24.66		

28	JB JONES										
	Lap	1	2	3	4	5	6	7	8	9	10
	1	1:24.35	1:20.36	1:20.33	1:19.93	1:19.68	1:19.97	1:18.24	1:19.30		

29	Roy HUNT										
	Lap	1	2	3	4	5	6	7	8	9	10
	1	1:24.60	1:21.53	1:20.07	1:18.82	1:20.43	1:19.52	1:18.57	1:18.44		

30	Xavier KINGSLAND										
	Lap	1	2	3	4	5	6	7	8	9	10
	1	1:24.13	1:18.88	1:18.72	1:19.07	1:19.53	1:19.79	1:19.34	1:18.36		


86	John TURNER										
	Lap	1	2	3	4	5	6	7	8	9	10
	1	1:30.49	1:21.65	1:29.03	1:21.57	1:23.58	1:22.15	1:21.50	1:21.20		

87	Andrew TURNER										
	Lap	1	2	3	4	5	6	7	8	9	10
	1	1:24.68	1:20.00	1:22.20	1:20.57	1:20.22	1:19.75	1:19.56	1:19.85		


Lap Chart

F3 (500) CARS (Race 1) - RACE 3

Lap 1		Lap 2		Lap 3		Lap 4		Lap 5		Lap 6		Lap 7		Lap 8		Lap 9		Lap 10	
No	Time	No	Time	No	Time	No	Time	No	Time	No	Time	No	Time	No	Time	No	Time	No	Time
30	1:24.84	30	2:43.72	30	4:02.44	30	5:21.51	30	6:41.04	30	8:00.83	30	9:20.17	30	10:38.53				
87	1:25.52	87	2:45.52	28	4:06.41	28	5:26.34	28	6:46.02	26	8:04.28	26	9:23.21	26	10:40.74				
28	1:25.72	28	2:46.08	26	4:07.04	29	5:26.85	26	6:46.05	28	8:05.99	28	9:24.23	28	10:43.53				
29	1:26.43	26	2:46.20	87	4:07.72	26	5:26.96	29	6:47.28	29	8:06.80	29	9:25.37	29	10:43.81				
26	1:26.66	29	2:47.96	29	4:08.03	87	5:28.29	87	6:48.51	87	8:08.26	87	9:27.82	87	10:47.67				
86	1:32.04	86	2:53.69	86	4:22.72	86	5:44.29	86	7:07.87	86	8:30.02	86	9:51.52	86	11:12.72				
27	1:36.32	27	3:05.69	27	4:34.25	27	6:00.87	27	7:26.41	27	8:53.21	27	10:17.98	27	11:42.64				



RACE GRID




F3 (500) CARS (Race 1)

RACE 3

ROW 4	27 01:20.590 Roy WRIGHT	
ROW 3	26 01:19.120 Darrell WOODS	29 01:19.850 Roy HUNT
ROW 2	28 01:19.010 JB JONES	86 01:19.020 John TURNER
ROW 1	30 01:15.660 Xavier KINGSLAND	87 01:17.310 Andrew TURNER

POLE





The Vintage Sports-Car Club

RACE 4 – THE VINTAGE SEAMAN TROPHY RACE FOR VINTAGE RACING CARS (VSCC SET 1) AND THE HISTORIC SEAMAN & FLOCKHART TROPHIES RACE FOR PRE-1961 RACING CARS (VSCC SET 2)

RESULT

Pl	No	Cl	Name	Car	Lap	Time	Behind	MPH	Best Lap on	MPH	Handicap
1	77		Geraint OWEN	Kurtis 500 C	10	12:05.38		72.26	1:10.20	4	74.67
2	3		Nicholas TOPLISS	ERA R4D	10	12:14.17	8.79	71.39	1:11.54	4	73.27
3	6		Julian GRIMWADE	Frazer Nash Norris Special	10	12:30.91	25.53	69.80	1:13.48	5	71.33
4	5		Tony LEES	AC/GN Cognac	10	12:31.75	26.37	69.73	1:13.75	7	71.07 14.25
5	9		Tim GREENHILL	Wolseley Hornet Special	10	12:44.90	39.52	68.53	1:14.61	7	70.25 18.80*
6	12		Dougal CAWLEY	GN/Ford Piglet	10	12:52.77	47.39	67.83	1:14.97	4	69.92 23.07
7	15		Matt RICKETTS	Cooper T41	10	13:04.02	58.64	66.86	1:15.99	8	68.98 24.12
8	7		Iain STEWART	Morgan Super Aero	10	13:08.83	1:03.45	66.45	1:17.18	7	67.91 17.03

Not Classified

2	Duncan RICKETTS	ERA R3A	10	12:16.11	NCF	71.21	1:11.45	10	73.36
---	-----------------	---------	----	----------	-----	-------	---------	----	-------

Fastest Lap

77	Geraint OWEN	Kurtis 500 C					1:10.20	4	74.67
----	--------------	--------------	--	--	--	--	---------	---	-------

RACE RED FLAGGED

AWARDS

VSCC Set 1

Winner of the Vintage Seaman Trophy

5	Tony LEES	AC/GN Cognac		
2 nd	12	Dougal CAWLEY	GN/Ford Piglet	
3 rd	7	Iain STEWART	Morgan Super Aero	(& 1 st Car 1101-1500cc)

VSCC Set 2

Race Winner & Winner of the Flockhart Trophy

77	Geraint OWEN	Kurtis 500 C
----	--------------	--------------

Winner of the Historic Seaman Trophy & 2nd Place

2 nd	3	Nicholas TOPLISS	ERA R4D	
3 rd	6	Julian GRIMWADE	Frazer Nash Norris Special	(& 1 st Un-supercharged Pre-war Car)

First Post-war F2 Car

15	Matt RICKETTS	Cooper T41
----	---------------	------------

First on Handicap

9	Tim GREENHILL	Wolseley Hornet Special
---	---------------	-------------------------

Bonhams

ITAGE SEAMAN, HISTORIC SEAMAN & FLOCKHART TROPHIES RACE


LAP TIMES - RACE 4

2	Duncan RICKETTS									
Lap	1	2	3	4	5	6	7	8	9	10
1	1:22.13	1:12.22	1:16.45	1:12.54	1:12.11	1:12.68	1:13.13	1:11.75	1:11.65	1:11.45
3	Nicholas TOPLISS									
Lap	1	2	3	4	5	6	7	8	9	10
1	1:22.64	1:12.45	1:11.93	1:11.54	1:12.18	1:12.49	1:12.38	1:13.66	1:13.33	1:11.57
5	Tony LEES									
Lap	1	2	3	4	5	6	7	8	9	10
1	1:24.30	1:14.84	1:14.60	1:13.99	1:13.95	1:13.95	1:13.75	1:14.22	1:14.12	1:14.03
6	Julian GRIMWADE									
Lap	1	2	3	4	5	6	7	8	9	10
1	1:23.38	1:15.17	1:14.21	1:14.51	1:13.48	1:13.87	1:14.05	1:14.25	1:13.94	1:14.05
7	Iain STEWART									
Lap	1	2	3	4	5	6	7	8	9	10
1	1:28.71	1:18.09	1:17.30	1:18.41	1:17.82	1:17.22	1:17.18	1:17.95	1:18.80	1:17.35
9	Tim GREENHILL									
Lap	1	2	3	4	5	6	7	8	9	10
1	1:25.21	1:16.41	1:15.38	1:15.07	1:14.93	1:14.78	1:14.61	1:16.17	1:16.15	1:16.19
12	Dougal CAWLEY									
Lap	1	2	3	4	5	6	7	8	9	10
1	1:26.98	1:15.12	1:15.82	1:14.97	1:15.16	1:16.01	1:16.63	1:16.51	1:17.70	1:17.87
15	Matt RICKETTS									
Lap	1	2	3	4	5	6	7	8	9	10
1	1:29.95	1:17.80	1:17.38	1:16.58	1:16.48	1:18.01	1:16.48	1:15.99	1:17.01	1:18.34
77	Geraint OWEN									
Lap	1	2	3	4	5	6	7	8	9	10
1	1:20.16	1:12.95	1:15.57	1:10.20	1:11.14	1:11.06	1:10.71	1:10.96	1:11.39	1:11.24

Lap Chart

VINTAGE SEAMAN, HISTORIC SEAMAN & FLOCKHART TROPHIES RACE - RACE 4

Lap 1		Lap 2		Lap 3		Lap 4		Lap 5		Lap 6		Lap 7		Lap 8		Lap 9		Lap 10	
No	Time	No	Time	No	Time	No	Time	No	Time	No	Time	No	Time	No	Time	No	Time	No	Time
77	1:20.16	77	2:33.11	3	3:47.02	3	4:58.56	77	6:10.02	77	7:21.08	77	8:31.79	77	9:42.75	77	10:54.14	77	12:05.38
2	1:22.13	2	2:34.35	77	3:48.68	77	4:58.88	3	6:10.74	3	7:23.23	3	8:35.61	3	9:49.27	3	11:02.60	3	12:14.17
3	1:22.64	3	2:35.09	2	3:50.80	2	5:03.34	2	6:15.45	2	7:28.13	2	8:41.26	2	9:53.01	2	11:04.66	2	12:16.11
6	1:23.38	6	2:38.55	6	3:52.76	6	5:07.27	6	6:20.75	6	7:34.62	6	8:48.67	6	10:02.92	6	11:16.86	6	12:30.91
5	1:24.30	5	2:39.14	5	3:53.74	5	5:07.73	5	6:21.68	5	7:35.63	5	8:49.38	5	10:03.60	5	11:17.72	5	12:31.75
9	1:25.21	9	2:41.62	9	3:57.00	9	5:12.07	9	6:27.00	9	7:41.78	9	8:56.39	9	10:12.56	9	11:28.71	9	12:44.90
12	1:26.98	12	2:42.10	12	3:57.92	12	5:12.89	12	6:28.05	12	7:44.06	12	9:00.69	12	10:17.20	12	11:34.90	12	12:52.77
7	1:28.71	7	2:46.80	7	4:04.10	15	5:21.71	15	6:38.19	15	7:56.20	15	9:12.68	15	10:28.67	15	11:45.68	15	13:04.02
15	1:29.95	15	2:47.75	15	4:05.13	7	5:22.51	7	6:40.33	7	7:57.55	7	9:14.73	7	10:32.68	7	11:51.48	7	13:08.83




RACE GRID



VINTAGE SEAMAN, HISTORIC SEAMAN & FLOCKHART TROPHIES

RACE 4

ROW 7	36 01:26.540 Graham PADDICK	
ROW 6	10 01:21.960 Chris HUDSON	17 01:23.060 Bo WILLIAMS
ROW 5	7 01:19.300 Iain STEWART	43 01:19.980 Sue DARBYSHIRE
ROW 4	15 01:15.180 Matt RICKETTS	12 01:17.020 Dougal CAWLEY
ROW 3	9 01:14.610 Tim GREENHILL	5 01:15.030 Tony LEES
ROW 2	6 01:12.570 Julian GRIMWADE	2 01:13.360 Duncan RICKETTS
ROW 1	77 01:09.610 Geraint OWEN	3 01:11.620 Nicholas TOPLISS
POLE		
		



The Vintage Sports-Car Club

RACE 5 – THE DONINGTON MUG TROPHY RACE FOR SPECIAL PRE-WAR SPORTS-CARS (VSCC SET 4)

RESULT

Pl	No	Cl	Name	Car	Lap	Time	Behind	MPH	Best Lap on	MPH	Handicap
1	12		Dougal CAWLEY	GN/Ford Piglet	9	12:53.59		60.98	1:22.40	7	63.61
2	11		David WYLIE	Frazer Nash AC	9	13:21.52	27.93	58.86	1:26.38	5	60.68
3	31		Tom WATERFIELD	GN Special	9	13:23.67	30.08	58.70	1:26.86	5	60.35
4	35		Alex PEACOP	Frazer Nash AC	9	13:25.95	32.36	58.53	1:26.58	5	60.54 26.73
5	732		Jo BLAKENEY-EDWARDS	Frazer Nash Super Sports	9	13:26.78	33.19	58.47	1:26.37	9	60.69 29.45
6	19		Michael JAMES	Riley 12/4 TT Sprite Rep	9	13:33.29	39.70	58.00	1:26.69	3	60.46 33.08
7	52		Mark BRETT	Ballamy-Ford (LMB) V8 Special	9	14:15.01	1:21.42	55.17	1:31.27	2	57.43 33.58
8	39		David LEWIS	Alvis Firebird/Speed 25	8	13:06.45	1 Lap	53.32	1:36.06	8	54.57 17.97*
9	63		Simon KELLEWAY	Riley Sprite 12/4	8	13:06.80	1 Lap	53.30	1:35.86	7	54.68 19.92
10	93		John GILLETT	MG K3	8	13:36.54	1 Lap	51.35	1:38.93	5	52.98 25.10
11	113		David MORLEY	Riley Special	8	13:59.88	1 Lap	49.93	1:41.16	3	51.81 30.60
12	49		David SAXL	Riley 12/4 Special	8	14:00.90	1 Lap	49.87	1:42.57	7	51.10 20.34
13	67		Robert BARBET	Riley Sports	8	14:31.06	1 Lap	48.14	1:44.15	4	50.33 37.86
14	111		Richard JENKINS	MG K Type Magnette	8	14:42.41	1 Lap	47.52	1:44.56	6	50.13 45.93
15	59		Sean BRAMHALL	Triumph Gloria Special	7	14:03.70	2 Laps	43.49	1:55.59	2	45.35 34.57

Not Classified

23	Greg LERIGO	Riley Special	5	7:43.70	DNF	56.52	1:30.14	2	58.15
112	Tim RIDES	The Jones Riley Special	3	5:07.52	DNF	51.13	1:36.01	2	54.59

Fastest Lap

12	Dougal CAWLEY	GN/Ford Piglet					1:22.40	7	63.61
----	---------------	----------------	--	--	--	--	---------	---	-------

AWARDS

Race Winner, Winner of the Donington Mug, First Car over 3000cc & First Vintage Car

	12	Dougal CAWLEY	GN/Ford Piglet	
2 nd	11	David WYLIE	Frazer Nash AC	(& 1 st Car 1101-2000cc & 2 nd Vintage Car)
3 rd	31	Tom WATERFIELD	GN Special	(& 3 rd Vintage Car)

Other Capacity Class Winners

111	Richard JENKINS	MG K Type Magnette	(1 st Car up to 1100cc)
-----	-----------------	--------------------	------------------------------------

First on Handicap

39	David LEWIS	Alvis Firebird/Speed 25
----	-------------	-------------------------

DONINGTON MUG TROPHY RACE (VSCC SET 4)

LAP TIMES - RACE 5

11	David WYLIE										
	Lap	1	2	3	4	5	6	7	8	9	10
	1	1:39.25	1:28.08	1:27.80	1:27.48	1:26.38	1:28.66	1:27.99	1:28.28	1:27.60	
12	Dougal CAWLEY										
	Lap	1	2	3	4	5	6	7	8	9	10
	1	1:26.82	1:27.32	1:34.83	1:28.73	1:23.10	1:23.55	1:22.40	1:23.71	1:23.13	
19	Michael JAMES										
	Lap	1	2	3	4	5	6	7	8	9	10
	1	1:36.77	1:27.37	1:26.69	1:27.78	1:28.14	1:30.79	1:32.06	1:30.81	1:32.88	
23	Greg LERIGO										
	Lap	1	2	3	4	5	6	7	8	9	10
	1	1:34.00	1:30.14	1:30.48	1:34.59	1:34.49					
31	Tom WATERFIELD										
	Lap	1	2	3	4	5	6	7	8	9	10
	1	1:37.52	1:29.06	1:28.82	1:27.59	1:26.86	1:28.08	1:29.61	1:28.24	1:27.89	
35	Alex PEACOP										
	Lap	1	2	3	4	5	6	7	8	9	10
	1	1:38.33	1:29.75	1:27.69	1:27.79	1:26.58	1:28.65	1:28.51	1:29.72	1:28.93	
39	David LEWIS										
	Lap	1	2	3	4	5	6	7	8	9	10
	1	1:45.77	1:38.12	1:38.17	1:37.80	1:36.08	1:37.84	1:36.61	1:36.06		
49	David SAXL										
	Lap	1	2	3	4	5	6	7	8	9	10
	1	1:56.14	1:42.67	1:42.61	1:44.67	1:43.71	1:45.32	1:42.57	1:43.21		
52	Mark BRETT										
	Lap	1	2	3	4	5	6	7	8	9	10
	1	1:42.86	1:31.27	1:32.36	1:31.79	1:35.57	1:34.55	1:34.32	1:37.79	1:34.50	
59	Sean BRAMHALL										
	Lap	1	2	3	4	5	6	7	8	9	10
	1	2:09.05	1:55.59	2:01.08	2:02.59	2:01.66	1:56.55	1:57.18			
63	Simon KELLEWAY										
	Lap	1	2	3	4	5	6	7	8	9	10
	1	1:47.58	1:39.02	1:37.21	1:37.01	1:36.23	1:37.84	1:35.86	1:36.05		
67	Robert BARBET										
	Lap	1	2	3	4	5	6	7	8	9	10
	1	1:59.81	1:45.58	1:45.17	1:44.15	1:47.65	1:47.28	1:51.23	1:50.19		
93	John GILLETT										
	Lap	1	2	3	4	5	6	7	8	9	10
	1	1:55.01	1:41.18	1:40.20	1:39.13	1:38.93	1:41.12	1:40.11	1:40.86		

111 Richard JENKINS

Lap	1	2	3	4	5	6	7	8	9	10
1	2:03.32	1:44.98	1:46.77	1:44.79	1:50.29	1:44.56	1:50.38	1:57.32		

112 Tim RIDES

Lap	1	2	3	4	5	6	7	8	9	10
1	1:48.48	1:36.01	1:43.03							

113 David MORLEY

Lap	1	2	3	4	5	6	7	8	9	10
1	1:56.58	1:42.60	1:41.16	1:41.66	1:42.66	1:43.05	1:45.70	1:46.47		

732 Jo BLAKENEY-EDWARDS

Lap	1	2	3	4	5	6	7	8	9	10
1	1:39.82	1:29.43	1:28.23	1:27.28	1:27.41	1:27.35	1:31.17	1:29.72	1:26.37	

Lap Chart

DONINGTON MUG TROPHY RACE (VSCC SET 4) - RACE 5

Lap 1		Lap 2		Lap 3		Lap 4		Lap 5		Lap 6		Lap 7		Lap 8		Lap 9		Lap 10	
No	Time	No	Time	No	Time	No	Time	No	Time	No	Time	No	Time	No	Time	No	Time	No	Time
12	1:26.82	12	2:54.14	12	4:28.97	12	5:57.70	12	7:20.80	12	8:44.35	12	10:06.75	12	11:30.46	12	12:53.59		
23	1:34.00	19	3:04.14	19	4:30.83	19	5:58.61	19	7:26.75	113	8:44.66 *1	59	10:09.97 *2	63	11:30.75 *1	39	13:06.45 *1		
19	1:36.77	23	3:04.14	23	4:34.62	11	6:02.61	11	7:28.99	49	8:49.80 *1	93	10:15.57 *1	11	11:53.92	63	13:06.80 *1		
31	1:37.52	31	3:06.58	11	4:35.13	31	6:02.99	31	7:29.85	19	8:57.54	11	10:25.64	93	11:55.68 *1	11	13:21.52		
35	1:38.33	11	3:07.33	31	4:35.40	35	6:03.56	35	7:30.14	11	8:57.65	35	10:27.30	31	11:55.78	31	13:23.67		
11	1:39.25	35	3:08.08	35	4:35.77	732	6:04.76	732	7:32.17	31	8:57.93	31	10:27.54	35	11:57.02	35	13:25.95		
732	1:39.82	732	3:09.25	732	4:37.48	59	6:05.72 *1	23	7:43.70	35	8:58.79	113	10:27.71 *1	732	12:00.41	732	13:26.78		
52	1:42.86	52	3:14.13	52	4:46.49	23	6:09.21	52	7:53.85	732	8:59.52	19	10:29.60	19	12:00.41	19	13:33.29		
39	1:45.77	39	3:23.89	39	5:02.06	52	6:18.28	59	8:08.31 *1	67	9:02.36 *1	732	10:30.69	59	12:06.52 *2	93	13:36.54 *1		
63	1:47.58	112	3:24.49	63	5:03.81	39	6:39.86	39	8:15.94	111	9:10.15 *1	49	10:35.12 *1	113	12:13.41 *1	113	13:59.88 *1		
112	1:48.48	63	3:26.60	112	5:07.52	63	6:40.82	63	8:17.05	52	9:28.40	67	10:49.64 *1	49	12:17.69 *1	49	14:00.90 *1		
93	1:55.01	93	3:36.19	93	5:16.39	93	6:55.52	93	8:34.45	39	9:53.78	111	10:54.71 *1	52	12:40.51	59	14:03.70 *2		
49	1:56.14	49	3:38.81	113	5:20.34	113	7:02.00			63	9:54.89	52	11:02.72	67	12:40.87 *1	52	14:15.01		
113	1:56.58	113	3:39.18	49	5:21.42	49	7:06.09					39	11:30.39	111	12:45.09 *1	67	14:31.06 *1		
67	1:59.81	67	3:45.39	67	5:30.56	67	7:14.71									111	14:42.41 *1		
111	2:03.32	111	3:48.30	111	5:35.07	111	7:19.86												
59	2:09.05	59	4:04.64																

RACE GRID

DONINGTON MUG TROPHY RACE (VSCC SET 4)

RACE 5

ROW 9	59 01:53.520 Sean BRAMHALL	113 - David MORLEY
ROW 8	49 01:37.720 David SAXL	67 01:39.600 Robert BARBET
ROW 7	93 01:28.110 John GILLETT	111 01:33.360 Richard JENKINS
ROW 6	112 01:25.650 Tim RIDES	63 01:25.750 Simon KELLEWAY
ROW 5	732 01:23.040 Jo BLAKENEY-EDWARD	39 01:23.890 David LEWIS
ROW 4	11 01:21.090 David WYLIE	19 01:21.170 Michael JAMES
ROW 3	52 01:20.710 Mark BRETT	35 01:20.840 Alex PEACOP
ROW 2	23 01:19.450 Greg LERIGO	31 01:19.910 Tom WATERFIELD
ROW 1	12 01:17.020 Dougal CAWLEY	22 01:19.300 Richard ILIFFE
POLE		





The Vintage Sports-Car Club

RACE 6 – THE WELSH SPORTS & SALOON CAR CHAMPIONSHIP (ROUND 7)

RESULT

Pl	No	Cl	Name	Car	Lap	Time	Behind	MPH	Best Lap on	MPH	
1	55	CS	Jason DAVIES	Ford Sierra Cosworth	15	16:55.44		77.43	1:05.98	5	79.44
2	488	D	Dave KRAYEM	Ginetta G50	15	17:03.90	8.46	76.79	1:06.31	5	79.05
3	38	D	Keith WHITE	BMW Z4	15	17:21.78	26.34	75.47	1:07.06	2	78.16
4	69	D	Chris EVERILL	Ginetta G50	15	17:22.18	26.74	75.44	1:06.99	13	78.24
5	4	D	Keith BUTCHER	Ginetta G50	15	17:35.68	40.24	74.48	1:08.56	5	76.45
6	70	D	Fabio LUFFARELLI	Mini Saloon	15	17:42.64	47.20	73.99	1:08.91	14	76.06
7	22	CS	Andy WILLIAMS	Ford Sierra	15	17:49.86	54.42	73.49	1:08.08	6	76.99
8	44	CS	Damien LONGOTANO	Westfield	14	17:45.16	1 Lap	68.89	1:14.40	12	70.45
9	77	CS	Ken JAMES	Locohornet	14	17:45.18	1 Lap	68.89	1:14.33	14	70.52
10	17	CT	Gareth HAYCOCK	VW Golf	14	18:07.33	1 Lap	67.49	1:15.76	12	69.19
11	127	CS	Bradley JOHN	Mitsubishi Evo	13	16:59.81	2 Laps	66.82	1:16.12	12	68.86
12	2	CT	Dave SCARAMANGA	VW Scrioco	13	17:00.80	2 Laps	66.75	1:14.12	12	70.72
13	24	BT	Tyrone LUFFERELLI	Peugot 106GTi	13	17:15.87	2 Laps	65.78	1:16.61	13	68.42
14	19	BT	Colin DUNN	Renault Clio	13	17:16.39	2 Laps	65.75	1:16.08	13	68.90
15	181	BT	Daryl RADFORD	Honda Civic	13	17:24.44	2 Laps	65.24	1:16.03	10	68.94
16	6	AS	Roger DOWDEN	Davrian Mk6	13	17:32.35	2 Laps	64.75	1:16.99	9	68.08
17	93	BS	Susanne JONES	Lotus Elise	13	17:40.77	2 Laps	64.24	1:18.62	9	66.67
18	14	CS	Mike MOSS	Westfield	13	17:40.97	2 Laps	64.23	1:18.91	9	66.43
19	5	BS	Andy LONG	Honda Civic R	13	18:15.15	2 Laps	62.22	1:20.54	12	65.08
20	88	BT	Andrew WILLIAMS	MG ZR105	12	17:05.50	3 Laps	61.34	1:20.83	3	64.85
21	13	AT	Alan SMITH	Ford KA	12	18:10.21	3 Laps	57.69	1:25.28	3	61.46
22	72	I	Craig EDMUNDS	Ford Fiesta	12	18:18.40	3 Laps	57.26	1:25.63	11	61.21
23	111	AT	Chris MORRIS	Suzuki Ignis Sport	11	18:05.34	4 Laps	53.12	1:18.47	4	66.80
24	48	AS	Richard FRANCIS	Citroen Saxo VTR	11	18:25.25	4 Laps	52.17	1:31.67	4	57.18

Not Classified

11	I	Jim LYONS	Mini Turbo	4	5:19.54	DNF	65.61	1:10.24	3	74.62
30	AS	Peter HILLS	Mini Rover	3	7:04.97	DNF	37.00	2:13.91	2	39.14
53	BT	Verity BANKS	MG ZR	2	4:15.44	DNF	41.04	2:28.22	2	35.36
41	BS	Antony WEEKS	Mazda RX8	0		Starter				

Fastest Lap

55	CS	Jason DAVIES	Ford Sierra Cosworth					1:05.98	5	79.44
----	----	--------------	----------------------	--	--	--	--	---------	---	-------

AWARDS

Race Winner & 1st Class CS

55	CS	Jason DAVIES	Ford Sierra Cosworth		
2 nd	488	D	Dave KRAYEM	Ginetta G50	(& 1 st Class D)
3 rd	38	D	Keith WHITE	BMW Z4	

Other Class Winners

6	AS	Roger DOWDEN	Davrian Mk6	(1 st Class AS)
13	AT	Alan SMITH	Ford KA	(1 st Class AT)
93	BS	Susanne JONES	Lotus Elise	(1 st Class BS)
24	BT	Tyrone LUFFERELLI	Peugot 106GTi	(1 st Class BT)
17	CT	Gareth HAYCOCK	VW Golf	(1 st Class CT)
72	I	Craig EDMUNDS	Ford Fiesta	(1 st Class I)

WELSH SPORTS & SALOON CAR CHAMPIONSHIP (Race 1)

LAP TIMES - RACE 6

2	Dave SCARAMANGA									
Lap	1	2	3	4	5	6	7	8	9	10
1	1:23.60	1:17.58	1:16.97	1:16.30	1:19.07	1:20.44	1:19.32	1:19.40	1:21.62	1:16.33
11	1:15.17	1:14.12	1:17.92							
4	Keith BUTCHER									
Lap	1	2	3	4	5	6	7	8	9	10
1	1:15.47	1:10.79	1:10.42	1:10.34	1:08.56	1:08.60	1:10.17	1:11.35	1:09.30	1:09.67
11	1:09.44	1:09.19	1:09.84	1:08.61	1:11.50					
5	Andy LONG									
Lap	1	2	3	4	5	6	7	8	9	10
1	1:30.83	1:27.78	1:23.58	1:25.94	1:22.21	1:20.93	1:20.70	1:22.41	1:29.15	1:21.30
11	1:22.34	1:20.54	1:20.77							
6	Roger DOWDEN									
Lap	1	2	3	4	5	6	7	8	9	10
1	1:27.63	1:21.53	1:19.61	1:21.71	1:21.75	1:21.27	1:21.42	1:17.97	1:16.99	1:18.73
11	1:21.55	1:17.93	1:19.80							
11	Jim LYONS									
Lap	1	2	3	4	5	6	7	8	9	10
1	1:13.35	1:11.24	1:10.24	1:42.73						
13	Alan SMITH									
Lap	1	2	3	4	5	6	7	8	9	10
1	1:33.45	1:28.18	1:25.28	1:25.71	1:25.91	1:25.73	1:32.74	1:32.57	1:33.04	1:33.04
11	1:31.15	1:34.12								
14	Mike MOSS									
Lap	1	2	3	4	5	6	7	8	9	10
1	1:24.34	1:22.85	1:21.89	1:20.58	1:21.19	1:22.32	1:24.09	1:21.44	1:18.91	1:19.99
11	1:19.38	1:19.43	1:20.91							
17	Gareth HAYCOCK									
Lap	1	2	3	4	5	6	7	8	9	10
1	1:21.94	1:17.68	1:17.12	1:16.74	1:18.47	1:17.85	1:16.47	1:16.19	1:16.53	1:16.07
11	1:17.50	1:15.76	1:16.85	1:17.27						
19	Colin DUNN									
Lap	1	2	3	4	5	6	7	8	9	10
1	1:28.59	1:21.84	1:17.97	1:20.10	1:21.07	1:20.37	1:17.75	1:17.39	1:17.25	1:17.59
11	1:16.52	1:17.27	1:16.08							
22	Andy WILLIAMS									
Lap	1	2	3	4	5	6	7	8	9	10
1	1:13.42	1:11.65	1:09.87	1:09.23	1:09.32	1:08.08	1:12.45	1:11.82	1:10.69	1:12.61
11	1:10.68	1:13.91	1:10.47	1:10.90	1:13.58					

24	Tyrone LUFFERELLI										
	Lap	1	2	3	4	5	6	7	8	9	10
	1	1:27.19	1:22.51	1:19.79	1:20.51	1:21.39	1:19.59	1:18.56	1:17.26	1:17.84	1:17.04
	11	1:16.70	1:16.71	1:16.61							

30	Peter HILLS										
	Lap	1	2	3	4	5	6	7	8	9	10
	1	1:24.34	2:13.91	3:23.19							

38	Keith WHITE										
	Lap	1	2	3	4	5	6	7	8	9	10
	1	1:12.30	1:07.06	1:07.18	1:07.42	1:07.19	1:10.82	1:07.62	1:10.22	1:10.70	1:08.94
	11	1:12.33	1:09.48	1:09.87	1:11.20	1:08.82					

44	Damien LONGOTANO										
	Lap	1	2	3	4	5	6	7	8	9	10
	1	1:21.09	1:15.82	1:15.88	1:16.39	1:16.37	1:16.42	1:14.75	1:15.10	1:15.17	1:16.71
	11	1:14.84	1:14.40	1:15.15	1:14.71						

48	Richard FRANCIS										
	Lap	1	2	3	4	5	6	7	8	9	10
	1	1:33.78	1:36.28	1:32.68	1:31.67	1:39.72	1:37.52	1:36.50	1:39.90	1:39.66	1:42.90
	11	2:06.37									

53	Verity BANKS										
	Lap	1	2	3	4	5	6	7	8	9	10
	1	1:37.03	2:28.22								

55	Jason DAVIES										
	Lap	1	2	3	4	5	6	7	8	9	10
	1	1:09.63	1:07.31	1:07.05	1:06.27	1:05.98	1:09.94	1:07.62	1:06.46	1:08.09	1:07.20
	11	1:06.84	1:08.23	1:08.33	1:07.20	1:08.50					

69	Chris EVERILL										
	Lap	1	2	3	4	5	6	7	8	9	10
	1	1:11.82	1:11.95	1:09.05	1:09.05	1:08.73	1:08.00	1:11.39	1:10.04	1:09.78	1:09.70
	11	1:08.34	1:09.63	1:06.99	1:08.09	1:08.71					

70	Fabio LUFFARELLI										
	Lap	1	2	3	4	5	6	7	8	9	10
	1	1:14.50	1:11.45	1:10.70	1:11.94	1:09.72	1:09.96	1:08.95	1:13.40	1:09.10	1:10.41
	11	1:09.37	1:12.86	1:09.22	1:08.91	1:10.15					

72	Craig EDMUNDS										
	Lap	1	2	3	4	5	6	7	8	9	10
	1	1:37.02	1:46.10	1:29.32	1:27.00	1:32.47	1:27.44	1:31.09	1:26.79	1:29.08	1:29.08
	11	1:25.93	1:25.63								

77	Ken JAMES										
	Lap	1	2	3	4	5	6	7	8	9	10
	1	1:20.14	1:16.98	1:17.08	1:16.16	1:16.40	1:16.29	1:14.84	1:15.67	1:15.10	1:16.09
	11	1:14.94	1:14.90	1:14.58	1:14.33						

88	Andrew WILLIAMS										
	Lap	1	2	3	4	5	6	7	8	9	10

1	1:28.09	1:22.62	1:20.83	1:22.69	1:26.40	1:25.00	1:23.65	1:23.63	1:29.43	1:26.61
11	1:23.30	1:25.41								

93 Susanne JONES

Lap	1	2	3	4	5	6	7	8	9	10
1	1:28.52	1:21.70	1:19.65	1:21.56	1:21.35	1:21.22	1:22.16	1:19.17	1:18.62	1:19.39
11	1:22.35	1:20.23	1:20.18							

111 Chris MORRIS

Lap	1	2	3	4	5	6	7	8	9	10
1	1:31.11	1:40.93	3:03.16	1:18.47	1:19.30	1:25.54	1:32.57	1:31.49	1:33.96	1:31.49
11	1:31.89									

127 Bradley JOHN

Lap	1	2	3	4	5	6	7	8	9	10
1	1:21.59	1:17.77	1:17.05	1:16.92	1:18.62	1:19.38	1:19.14	1:17.27	1:19.86	1:18.16
11	1:17.06	1:16.12	1:17.69							

181 Daryl RADFORD

Lap	1	2	3	4	5	6	7	8	9	10
1	1:27.29	1:24.21	1:19.29	1:19.90	1:22.19	1:20.34	1:21.01	1:17.92	1:16.68	1:16.03
11	1:16.80	1:18.83	1:18.39							

488 Dave KRAYEM

Lap	1	2	3	4	5	6	7	8	9	10
1	1:09.49	1:08.39	1:07.19	1:08.12	1:06.31	1:11.59	1:07.71	1:08.46	1:08.25	1:06.47
11	1:09.88	1:07.13	1:09.36	1:07.56	1:07.51					

Lap Chart

WELSH SPORTS & SALOON CAR CHAMPIONSHIP (Race 1) - RACE 6

Lap 1		Lap 2		Lap 3		Lap 4		Lap 5		Lap 6		Lap 7		Lap 8		Lap 9		Lap 10	
No	Time	No	Time	No	Time	No	Time	No	Time	No	Time	No	Time	No	Time	No	Time	No	Time
488	1:09.97	55	2:17.73	55	3:24.78	55	4:31.05	55	5:37.03	55	6:46.97	55	7:54.59	55	9:01.05	55	10:09.14	55	11:16.34
55	1:10.42	488	2:18.36	488	3:25.55	488	4:33.67	488	5:39.98	488	6:51.57	17	7:54.69 *1	488	9:07.74	44	10:14.18 *1	48	11:16.42 *3
69	1:12.73	38	2:19.99	38	3:27.17	38	4:34.59	38	5:41.78	38	6:52.60	2	7:56.92 *1	38	9:10.44	77	10:15.24 *1	88	11:20.75 *2
38	1:12.93	69	2:24.68	69	3:33.73	13	4:36.20 *1	88	5:42.07 *1	14	6:54.50 *1	488	7:59.28	17	9:11.16 *1	488	10:15.99	5	11:21.05 *2
22	1:14.60	22	2:26.25	72	3:34.58 *1	69	4:42.78	69	5:51.51	24	6:55.56 *1	38	8:00.22	127	9:13.65 *1	38	10:21.14	488	11:22.46
11	1:15.33	11	2:26.57	22	3:36.12	22	4:45.35	22	5:54.67	19	6:56.17 *1	48	8:02.40 *2	2	9:16.24 *1	111	10:23.94 *3	44	11:29.35 *1
70	1:16.50	70	2:27.95	11	3:36.81	4	4:49.45	5	5:54.80 *1	6	6:56.69 *1	72	8:03.37 *2	69	9:20.94	13	10:26.29 *2	38	11:30.08
4	1:17.90	4	2:28.69	70	3:38.65	70	4:50.59	4	5:58.01	93	6:57.45 *1	69	8:10.90	22	9:27.02	17	10:27.35 *1	77	11:30.34 *1
77	1:21.82	77	2:38.80	4	3:39.11	48	4:51.01 *1	70	6:00.31	181	6:58.44 *1	24	8:15.15 *1	4	9:28.13	69	10:30.72	69	11:40.42
44	1:23.45	44	2:39.27	30	3:41.78 *1	72	5:03.90 *1	13	6:01.91 *1	69	6:59.51	22	8:15.20	72	9:30.81 *2	127	10:30.92 *1	17	11:43.88 *1
127	1:24.77	127	2:42.54	44	3:55.15	44	5:11.54	111	6:20.63 *2	22	7:02.75	19	8:16.54 *1	70	9:32.62	2	10:35.64 *1	4	11:47.10
2	1:26.56	2	2:44.14	77	3:55.88	77	5:12.04	48	6:22.68 *1	30	7:04.97 *3	4	8:16.78	24	9:33.71 *1	4	10:37.43	22	11:50.32
17	1:26.83	17	2:44.51	127	3:59.59	127	5:16.51	44	6:27.91	4	7:06.61	14	8:16.82 *1	19	9:34.29 *1	22	10:37.71	127	11:50.78 *1
30	1:27.87	14	2:50.84	2	4:01.11	2	5:17.41	77	6:28.44	88	7:08.47 *1	6	8:17.96 *1	6	9:39.38 *1	70	10:41.72	70	11:52.13
14	1:27.99	6	2:53.62	17	4:01.63	17	5:18.37	72	6:30.90 *1	70	7:10.27	93	8:18.67 *1	181	9:39.79 *1	24	10:50.97 *1	111	11:56.51 *3
24	1:31.36	24	2:53.87	14	4:12.73	11	5:19.54	127	6:35.13	5	7:17.01 *1	181	8:18.78 *1	48	9:39.92 *2	19	10:51.68 *1	2	11:57.26 *1
6	1:32.09	93	2:54.89	6	4:13.23	14	5:33.31	2	6:36.48	13	7:27.82 *1	70	8:19.22	93	9:40.83 *1	6	10:57.35 *1	13	11:58.86 *2
181	1:32.85	19	2:57.03	24	4:13.66	24	5:34.17	17	6:36.84	111	7:39.10 *2	88	8:33.47 *1	14	9:40.91 *1	181	10:57.71 *1	24	12:08.81 *1
93	1:33.19	181	2:57.06	93	4:14.54	6	5:34.94	6	5:34.94	44	7:44.33	5	8:37.94 *1	88	9:57.12 *1	93	11:00.00 *1	19	12:08.93 *1
19	1:35.19	88	2:58.55	19	4:15.00	19	5:35.10	19	5:35.10	77	7:44.73	13	8:53.55 *1	5	9:58.64 *1	72	11:01.90 *2	6	12:14.34 *1
88	1:35.93	5	3:05.28	53	4:15.44 *1	93	5:36.10	93	5:36.10	127	7:54.51	111	8:58.40 *2	111	8:58.40 *2	14	11:02.35 *1	181	12:14.39 *1
111	1:36.54	13	3:10.92	181	4:16.35	181	5:36.25	181	5:36.25			44	8:59.08	44	8:59.08			93	12:18.62 *1
5	1:37.50	111	3:17.47	88	4:19.38	88	4:19.38	88	4:19.38			77	8:59.57	77	8:59.57			14	12:21.26 *1
48	1:42.05	48	3:18.33	5	4:28.86	5	4:28.86	5	4:28.86										
13	1:42.74																		
53	1:47.22																		
72	1:48.48																		

Lap Chart

WELSH SPORTS & SALOON CAR CHAMPIONSHIP (Race 1) - RACE 6


Lap 11		Lap 12		Lap 13		Lap 14		Lap 15		Lap 16		Lap 17		Lap 18		Lap 19		Lap 20			
No	Time	No	Time	No	Time	No	Time	No	Time	No	Time	No	Time	No	Time	No	Time	No	Time		
55	12:23.18	55	13:31.41	55	14:39.74	55	15:46.94	55	16:55.44												
72	12:28.69 *3	13	13:31.90 *3	24	14:42.55 *2	488	15:56.39	127	16:59.81 *2												
488	12:32.34	6	13:33.07 *2	19	14:43.04 *2	24	15:59.26 *2	2	17:00.80 *2												
38	12:42.41	93	13:38.01 *2	181	14:47.22 *2	19	16:00.31 *2	488	17:03.90												
44	12:46.06 *1	488	13:39.47	488	14:48.83	181	16:06.05 *2	88	17:05.50 *3												
77	12:46.43 *1	14	13:41.25 *2	6	14:54.62 *2	6	16:12.55 *2	24	17:15.87 *2												
69	12:48.76	38	13:51.89	38	15:00.36 *2	38	16:12.96	19	17:16.39 *2												
88	12:50.18 *2	72	13:57.77 *3	14	15:00.63 *2	69	16:13.47	38	17:21.78												
5	12:50.20 *2	69	13:58.39	38	15:01.76	48	16:18.88 *4	69	17:22.18												
48	12:56.32 *3	44	14:00.90 *1	111	15:01.96 *4	14	16:20.06 *2	181	17:24.44 *2												
4	12:56.54	77	14:01.37 *1	13	15:04.94 *3	93	16:20.59 *2	6	17:32.35 *2												
17	12:59.95 *1	4	14:05.73	69	15:05.38	4	16:24.18	4	17:35.68												
22	13:01.00	5	14:11.50 *2	44	15:15.30 *1	44	16:30.45 *1	93	17:40.77 *2												
70	13:01.50	70	14:14.36	4	15:15.57	77	16:30.85 *1	14	17:40.97 *2												
127	13:08.94 *1	22	14:14.91	77	15:16.27 *1	70	16:32.49	70	17:42.64												
2	13:13.59 *1	88	14:16.79 *2	70	15:23.58	111	16:33.45 *4	44	17:45.16 *1												
24	13:25.85 *1	17	14:17.45 *1	22	15:25.38	13	16:36.09 *3	77	17:45.18 *1												
19	13:26.52 *1	127	14:26.00 *1	72	15:26.84 *3	22	16:36.28	22	17:49.86												
111	13:28.00 *3	2	14:28.76 *1	17	15:33.21 *1	17	16:50.06 *1	111	18:05.34 *4												
181	13:30.42 *1	48	14:35.98 *3	5	15:33.84 *2	72	16:52.77 *3	17	18:07.33 *1												
				88	15:40.09 *2	5	16:54.38 *2	13	18:10.21 *3												
				127	15:42.12 *1			5	18:15.15 *2												
				2	15:42.88 *1			72	18:18.40 *3												
								48	18:25.25 *4												

RACE GRID

WELSH SPORTS & SALOON CAR CHAMPIONSHIP (Race 1)

RACE 6

ROW 16		
ROW 15	53 01:21.710 Verity BANKS	
ROW 14	33 01:16.260 Paul FLINDERS	72 01:18.330 Craig EDMUNDS
ROW 13	88 01:15.930 Andrew WILLIAMS	13 01:16.040 Alan SMITH
ROW 12	19 01:13.070 Colin DUNN	41 01:14.000 Antony WEEKS
ROW 11	5 01:12.200 Andy LONG	48 01:12.440 Richard FRANCIS
ROW 10	111 01:10.970 Chris MORRIS	181 01:11.310 Daryl RADFORD
ROW 9	93 01:10.100 Susanne JONES	17 01:10.140 Gareth HAYCOCK
ROW 8	24 01:09.470 Tyrone LUFFERELLI	6 01:09.790 Roger DOWDEN
ROW 7	30 01:08.710 Peter HILLS	14 01:09.210 Mike MOSS
ROW 6	2 01:07.370 Dave SCARAMANGA	127 01:08.340 Bradley JOHN
ROW 5	44 01:04.860 Damien LONGOTANO	4 01:05.030 Keith BUTCHER
ROW 4	11 01:04.230 Jim LYONS	70 01:04.260 Fabio LUFFARELLI
ROW 3	22 01:03.340 Andy WILLIAMS	77 01:04.020 Ken JAMES
ROW 2	55 01:01.850 Jason DAVIES	69 01:03.200 Chris EVERILL
ROW 1	488 01:00.780 Dave KRAYEM	38 01:01.140 Keith WHITE
POLE		





The Vintage Sports-Car Club

RACE 7 – RACE FOR F3 (500) RACING CARS (RACE 2)

RESULT

Pl	No	Cl	Name	Car	Lap	Time	Behind	MPH	Best Lap on	MPH	
1	30		Xavier KINGSLAND	Staride Mk 3	7	10:40.81		57.26	1:29.43	6	58.61
2	26		Darrell WOODS	Cooper Mk 12	7	10:40.94	0.13	57.25	1:27.98	7	59.58
3	28		JB JONES	JLR	7	10:56.97	16.16	55.85	1:30.26	4	58.07
4	29		Roy HUNT	Martin	7	11:04.38	23.57	55.23	1:32.07	7	56.93
5	86		John TURNER	Cooper Mk 9	7	11:04.96	24.15	55.18	1:29.42	3	58.62
6	27		Roy WRIGHT	Flash Special Norton	7	11:07.39	26.58	54.98	1:31.92	3	57.02

Not Classified

87	Andrew TURNER	Cooper Mk 6	5	7:42.36	DNF	56.68	1:28.94	4	58.93
----	---------------	-------------	---	---------	-----	-------	---------	---	-------

Fastest Lap

26	Darrell WOODS	Cooper Mk 12					1:27.98	7	59.58
----	---------------	--------------	--	--	--	--	---------	---	-------

AWARDS

Race Winner

30	Xavier KINGSLAND	Staride Mk 3	
2 nd	26	Darrell WOODS	Cooper Mk 12
3 rd	28	JB JONES	JLR

F3 (500) CARS (Race 2)

LAP TIMES - RACE 7

26	Darrell WOODS										
	Lap	1	2	3	4	5	6	7	8	9	10
	1	1:39.45	1:32.09	1:29.15	1:29.91	1:30.69	1:30.18	1:27.98			

27	Roy WRIGHT										
	Lap	1	2	3	4	5	6	7	8	9	10
	1	1:44.02	1:34.42	1:31.92	1:32.76	1:33.27	1:34.92	1:33.74			

28	JB JONES										
	Lap	1	2	3	4	5	6	7	8	9	10
	1	1:37.21	1:31.58	1:31.23	1:30.26	1:30.59	1:32.37	1:42.59			

29	Roy HUNT										
	Lap	1	2	3	4	5	6	7	8	9	10
	1	1:41.04	1:35.60	1:32.96	1:33.21	1:33.21	1:34.49	1:32.07			

30	Xavier KINGSLAND										
	Lap	1	2	3	4	5	6	7	8	9	10
	1	1:38.56	1:32.65	1:30.10	1:30.06	1:29.92	1:29.43	1:29.62			


86	John TURNER										
	Lap	1	2	3	4	5	6	7	8	9	10
	1	1:38.73	1:35.46	1:29.42	1:44.48	1:29.96	1:34.12	1:31.60			

87	Andrew TURNER										
	Lap	1	2	3	4	5	6	7	8	9	10
	1	1:39.56	1:34.57	1:29.12	1:28.94	1:29.55					

Lap Chart

F3 (500) CARS (Race 2) - RACE 7

Lap 1		Lap 2		Lap 3		Lap 4		Lap 5		Lap 6		Lap 7		Lap 8		Lap 9		Lap 10	
No	Time	No	Time	No	Time	No	Time	No	Time	No	Time	No	Time	No	Time	No	Time	No	Time
28	1:38.35	28	3:09.93	28	4:41.16	28	6:11.42	30	7:41.76	30	9:11.19	30	10:40.81						
30	1:39.03	30	3:11.68	30	4:41.78	30	6:11.84	28	7:42.01	26	9:12.96	26	10:40.94						
86	1:39.92	26	3:13.03	26	4:42.18	26	6:12.09	87	7:42.36	28	9:14.38	28	10:56.97						
87	1:40.18	87	3:14.75	87	4:43.87	87	6:12.81	26	7:42.78	29	9:32.31	29	11:04.38						
26	1:40.94	86	3:15.38	86	4:44.80	29	6:24.61	29	7:57.82	86	9:33.36	86	11:04.96						
29	1:42.84	29	3:18.44	29	4:51.40	27	6:25.46	27	7:58.73	27	9:33.65	27	11:07.39						
27	1:46.36	27	3:20.78	27	4:52.70	86	6:29.28	86	7:59.24										



RACE GRID




F3 (500) CARS (Race 2)

RACE 7

ROW 4	27 01:20.590 Roy WRIGHT	
ROW 3	26 01:19.120 Darrell WOODS	29 01:19.850 Roy HUNT
ROW 2	28 01:19.010 JB JONES	86 01:19.020 John TURNER
ROW 1	30 01:15.660 Xavier KINGSLAND	87 01:17.310 Andrew TURNER

POLE





The Vintage Sports-Car Club

RACE 8 – ALL-COMERS SHORT HANDICAP RACE FOR PRE-WAR CARS (VSCC SET 6)

RESULT

Pl	No	Cl	Name	Car	Lap	Time	Behind	MPH	Best Lap on	MPH
1	12		Dougal CAWLEY	GN/Ford Piglet	5	8:25.86		60.83	1:21.51	5 64.31
2	56		Antony FELTHAM-WHITE	Austin 7 Racing Special	5	8:36.31	10.45	51.26	1:38.19	4 53.38
3	64		Tim PARKER	Lagonda 2 Litre SML	5	8:42.14	16.28	50.19	1:40.45	5 52.18
4	53		Marcus FRIEDER	Riley 12/4	5	8:42.40	16.54	52.69	1:33.96	4 55.79
5	57		David ASPLIN	Austin 7 Ulster Replica	5	8:45.62	19.76	49.86	1:42.62	3 51.08
6	19		Michael JAMES	Riley 12/4 TT Sprite Replica	5	8:49.45	23.59	57.04	1:27.24	5 60.08
7	46		Anthony FENWICK-WILSON	Railton LS Tourer	5	8:52.06	26.20	52.20	1:35.07	5 55.13
8	44		James RICKETTS	Austin 7 Monoposto	5	8:56.70	30.84	51.72	1:35.99	5 54.61
9	94		Mike PAINTER	MG Kayne	5	9:10.71	44.85	54.52	1:30.84	3 57.70
10	50		Cyril HANCOCK	Fiat New Balilla	5	9:10.75	44.89	48.02	1:44.67	3 50.08
11	61		Leonard LORD	Riley Falcon	5	9:13.57	47.71	48.21	1:45.53	5 49.67
12	45		Malcolm HILLS	Austin 7 Single Seater Racer	5	9:16.49	50.63	49.31	1:38.56	3 53.18
13	34		Nick HAYWARD-COOK	Riley 9 Monoposto	5	9:19.60	53.74	51.43	1:37.27	2 53.89
14	71		John EVERETT	Austin 7 Ulster Sport	5	9:19.78	53.92	47.67	1:44.24	5 50.28
15	93		John GILLET	MG K3	5	9:24.63	58.77	50.44	1:39.83	2 52.51
16	39		David LEWIS	Alvis Firebird/Speed 25	5	9:27.15	1:01.29	50.68	1:34.90	4 55.23
17	701		Hamish McNINCH	MG PA	5	9:27.89	1:02.03	46.98	1:48.28	3 48.41
18	60		Ian FYFE	Alvis 12/70 Special	5	9:31.19	1:05.33	45.88	1:50.38	2 47.49
19	36		Graham PADDICK	McDowell Ford Track Racer	5	9:32.05	1:06.19	49.73	1:41.46	5 51.66

Not Classified

55	Keith PIPER	Aston Martin International	3	5:18.41	DNF	50.17	1:40.18	2	52.32
65	Mark HAYWARD	Alvis FD 12/75 FWD	1	2:17.85	DNF	38.02		0	0.00

Fastest Lap

12	Dougal CAWLEY	GN/Ford Piglet					1:21.51	5	64.31
----	---------------	----------------	--	--	--	--	---------	---	-------

AWARDS

Race Winner

12	Dougal CAWLEY	GN/Ford Piglet	
2 nd	56	Antony FELTHAM-WHITE	Austin 7 Racing Special
3 rd	64	Tim PARKER	Lagonda 2 Litre SML
4 th	53	Marcus FRIEDER	Riley 12/4

HANDICAP RACE FOR PRE-WAR CARS (VSCC SET 6)

LAP TIMES - RACE 8

12	Dougal CAWLEY										
	Lap	1	2	3	4	5	6	7	8	9	10
	1	2:51.74	1:24.28	1:24.64	1:23.69	1:21.51					
19	Michael JAMES										
	Lap	1	2	3	4	5	6	7	8	9	10
	1	2:51.94	1:29.86	1:28.51	1:31.90	1:27.24					
34	Nick HAYWARD-COOK										
	Lap	1	2	3	4	5	6	7	8	9	10
	1	2:40.70	1:37.27	1:38.03	1:40.16	1:43.44					
36	Graham PADDICK										
	Lap	1	2	3	4	5	6	7	8	9	10
	1	2:40.40	1:43.68	1:45.01	1:41.50	1:41.46					
39	David LEWIS										
	Lap	1	2	3	4	5	6	7	8	9	10
	1	2:41.80	1:43.56	1:40.83	1:34.90	1:46.06					
44	James RICKETTS										
	Lap	1	2	3	4	5	6	7	8	9	10
	1	2:23.38	1:41.00	1:37.69	1:38.64	1:35.99					
45	Malcolm HILLS										
	Lap	1	2	3	4	5	6	7	8	9	10
	1	2:23.18	1:43.27	1:38.56	1:50.68	1:40.80					
46	Anthony FENWICK-WILSON										
	Lap	1	2	3	4	5	6	7	8	9	10
	1	2:20.77	1:37.33	1:42.30	1:36.59	1:35.07					
50	Cyril HANCOCK										
	Lap	1	2	3	4	5	6	7	8	9	10
	1	2:04.55	1:45.23	1:44.67	1:49.63	1:46.67					
53	Marcus FRIEDER										
	Lap	1	2	3	4	5	6	7	8	9	10
	1	2:13.65	1:40.26	1:35.89	1:33.96	1:38.64					
55	Keith PIPER										
	Lap	1	2	3	4	5	6	7	8	9	10
	1	1:56.39	1:40.18	1:41.84							
56	Antony FELTHAM-WHITE										
	Lap	1	2	3	4	5	6	7	8	9	10
	1	1:59.04	1:38.62	1:40.73	1:38.19	1:39.73					
57	David ASPLIN										
	Lap	1	2	3	4	5	6	7	8	9	10
	1	1:52.75	1:43.34	1:42.62	1:43.46	1:43.45					

60	Ian FYFE										
	Lap	1	2	3	4	5	6	7	8	9	10
	1	1:58.96	1:50.38	1:50.75	1:54.93	1:56.17					
61	Leonard LORD										
	Lap	1	2	3	4	5	6	7	8	9	10
	1	2:06.99	1:46.40	1:47.02	1:47.63	1:45.53					
64	Tim PARKER										
	Lap	1	2	3	4	5	6	7	8	9	10
	1	1:54.62	1:42.82	1:42.23	1:42.02	1:40.45					
65	Mark HAYWARD										
	Lap	1	2	3	4	5	6	7	8	9	10
	1	2:17.85									
71	John EVERETT										
	Lap	1	2	3	4	5	6	7	8	9	10
	1	2:07.50	1:47.33	1:46.55	1:54.16	1:44.24					
93	John GILLETT										
	Lap	1	2	3	4	5	6	7	8	9	10
	1	2:34.19	1:39.83	1:41.64	1:43.71	1:45.26					
94	Mike PAINTER										
	Lap	1	2	3	4	5	6	7	8	9	10
	1	2:53.18	1:31.12	1:30.84	1:39.37	1:36.20					
701	Hamish McNINCH										
	Lap	1	2	3	4	5	6	7	8	9	10
	1	2:09.33	1:48.54	1:48.28	1:51.55	1:50.19					

Lap Chart

HANDICAP RACE FOR PRE-WAR CARS (VSCC SET 6) - RACE 8

Lap 1		Lap 2		Lap 3		Lap 4		Lap 5		Lap 6		Lap 7		Lap 8		Lap 9		Lap 10	
No	Time	No	Time	No	Time	No	Time	No	Time	No	Time	No	Time	No	Time	No	Time	No	Time
57	1:52.75	57	3:36.09	56	5:18.39	56	6:56.58	12	8:25.86										
64	1:54.62	55	3:36.57	55	5:18.41	64	7:01.69	56	8:36.31										
55	1:56.39	64	3:37.44	57	5:18.71	57	7:02.17	64	8:42.14										
60	1:58.96	56	3:37.66	64	5:19.67	53	7:03.76	53	8:42.40										
56	1:59.04	60	3:49.34	53	5:29.80	12	7:04.35	57	8:45.62										
50	2:04.55	50	3:49.78	50	5:34.45	46	7:16.99	19	8:49.45										
61	2:06.99	61	3:53.39	60	5:40.09	44	7:20.71	46	8:52.06										
71	2:07.50	53	3:53.91	46	5:40.40	19	7:22.21	44	8:56.70										
701	2:09.33	71	3:54.83	61	5:40.41	50	7:24.08	94	9:10.71										
53	2:13.65	701	3:57.87	12	5:40.66	61	7:28.04	50	9:10.75										
65	2:17.85	46	3:58.10	71	5:41.38	94	7:34.51	61	9:13.57										
46	2:20.77	44	4:04.38	44	5:42.07	60	7:35.02	45	9:16.49										
45	2:23.18	45	4:06.45	45	5:45.01	71	7:35.54	34	9:19.60										
44	2:23.38	93	4:14.02	701	5:46.15	45	7:35.69	71	9:19.78										
93	2:34.19	12	4:16.02	19	5:50.31	34	7:36.16	93	9:24.63										
36	2:40.40	34	4:17.97	94	5:55.14	701	7:37.70	39	9:27.15										
34	2:40.70	19	4:21.80	93	5:55.66	93	7:39.37	701	9:27.89										
39	2:41.80	36	4:24.08	34	5:56.00	39	7:41.09	60	9:31.19										
12	2:51.74	94	4:24.30	39	6:06.19	36	7:50.59	36	9:32.05										
19	2:51.94	39	4:25.36	36	6:09.09														
94	2:53.18																		



The Vintage Sports-Car Club

RACE 9 – THE HIGH SPEED TRIAL FOR PRE-WAR SPORTS-CARS

RESULT

No	CI	Name	Car	Lap	Time	Best Lap on	MPH	Qualified
35	Alex	PEACOP	Frazer Nash AC	16	28:28.71	1:33.22	10 56.23	Yes
59	Sean	BRAMHALL	Triumph Gloria Special	11	28:34.19	1:56.05	2 45.17	No
64	Tim	PARKER	Lagonda 2 Litre Sml	15	27:51.76	1:40.22	10 52.30	Yes
66	David	COOKSEY	Bean 12/4 Special	12	27:55.04	1:54.18	11 45.91	No
92	Edward	HARVEY	Riley The Densham Imp	15	28:52.46	1:44.01	13 50.40	Yes
113	David	MORLEY	Riley Special	15	28:11.75	1:42.53	12 51.12	Yes

Fastest Lap

35	Alex	PEACOP	Frazer Nash AC			1:33.22	10 56.23	
----	------	--------	----------------	--	--	---------	----------	--

HIGH SPEED TRIAL

LAP TIMES - RACE 9

35 Alex PEACOP

Lap	1	2	3	4	5	6	7	8	9	10
1	1:47.02	1:35.52	1:34.16	1:34.41	1:33.55	1:35.68	1:40.55	2:04.33	4:01.64	1:33.22
11	1:36.40	1:34.90	1:33.62	1:34.10	1:33.68	1:35.93				

59 Sean BRAMHALL

Lap	1	2	3	4	5	6	7	8	9	10
1	2:07.64	1:56.05	2:08.35	5:30.46	2:15.49	2:25.40	2:28.02	2:27.13	2:25.62	2:25.16
11	2:24.87									

64 Tim PARKER

Lap	1	2	3	4	5	6	7	8	9	10
1	1:53.11	1:42.42	1:53.26	3:43.71	1:41.56	1:41.59	1:44.08	1:42.83	1:42.29	1:40.22
11	1:42.21	1:41.13	1:40.78	1:40.58	1:41.99					

66 David COOKSEY


Lap	1	2	3	4	5	6	7	8	9	10
1	2:14.49	1:58.45	1:59.13	2:10.38	5:57.66	1:59.04	1:55.60	1:55.09	2:01.51	1:55.22
11	1:54.18	1:54.29								

92 Edward HARVEY

Lap	1	2	3	4	5	6	7	8	9	10
1	2:02.22	3:43.53	1:46.24	1:46.22	1:45.35	1:45.38	1:45.49	1:48.88	1:49.74	1:47.49
11	1:47.51	1:46.83	1:44.01	1:47.63	1:45.94					

113 David MORLEY

Lap	1	2	3	4	5	6	7	8	9	10
1	1:54.43	1:43.94	1:57.56	3:22.97	1:45.72	1:44.24	1:46.70	1:46.37	1:44.54	1:45.34
11	1:43.83	1:42.53	1:43.81	1:44.36	1:45.41					




RACE GRID



HIGH SPEED TRIAL

RACE 9

ROW 3	59 01:53.520 Sean BRAMHALL	113 - David MORLEY
ROW 2	64 01:36.110 Tim PARKER	66 01:50.730 David COOKSEY
ROW 1	35 01:20.840 Alex PEACOP	92 01:33.030 Edward HARVEY
POLE		





The Vintage Sports-Car Club

RACE 10 – ALL-COMERS SHORT SCRATCH RACE FOR PRE-WAR CARS (VSCC SET 5)

RESULT

Pl	No	Cl	Name	Car	Lap	Time	Behind	MPH	Best Lap on	MPH	Handicap	
1	6		Julian GRIMWADE	Frazer Nash Norris Special	7	10:14.10		59.75	1:26.04	4	60.92	
2	5		Tony LEES	AC/GN Cognac	7	10:14.45	0.35	59.71	1:25.75	4	61.13	
3	9		Tim GREENHILL	Wolseley Hornet Special	7	10:37.74	23.64	57.53	1:29.59	7	58.51	
4	16		Pete CANDY	Riley Super Rat	7	10:43.05	28.95	57.06	1:29.13	6	58.81	19.14
5	194		Harry PAINTER	MG Kayne	7	10:43.71	29.61	57.00	1:29.16	6	58.79	19.59
6	44		James RICKETTS	Austin 7 Monoposto	7	11:13.92	59.82	54.44	1:34.25	7	55.61	14.17
7	93		John GILLETT	MG K3	7	11:41.14	1:27.04	52.33	1:34.33	7	55.57	40.83
8	20		Hans VAN WORTEL	Riley Special	7	11:41.68	1:27.58	52.29	1:34.85	7	55.26	37.73
9	60		Ian FYFE	Alvis 12/70 Special	6	10:55.61	1 Lap	47.97	1:46.79	5	49.08	14.87*

Not Classified

45	Malcolm HILLS	Austin 7 Single Seater Racer	5	9:11.62	DNF	47.51	1:40.65	2	52.08
----	---------------	------------------------------	---	---------	-----	-------	---------	---	-------

Fastest Lap

5	Tony LEES	AC/GN Cognac					1:25.75	4	61.13
---	-----------	--------------	--	--	--	--	---------	---	-------

AWARDS

Race Winner & 1st Class D

6	Julian GRIMWADE	Frazer Nash Norris Special	
2 nd	5	Tony LEES	AC/GN Cognac (& 1 st Class B)
3 rd	9	Tim GREENHILL	Wolseley Hornet Special (& 1 st Class C)

Other Capacity Class Winners

44	James RICKETTS	Austin 7 Monoposto	(1 st Class A)
----	----------------	--------------------	---------------------------

First on Handicap

60	Ian FYFE	Alvis 12/70 Special
----	----------	---------------------

SCRATCH RACE FOR PRE-WAR CARS (VSCC SET 5)

LAP TIMES - RACE 10

5	Tony LEES									
Lap	1	2	3	4	5	6	7	8	9	10
1	1:35.00	1:28.10	1:26.80	1:25.75	1:26.11	1:26.42	1:26.27			
6	Julian GRIMWADE									
Lap	1	2	3	4	5	6	7	8	9	10
1	1:33.94	1:28.75	1:26.62	1:26.04	1:26.08	1:26.17	1:26.50			
9	Tim GREENHILL									
Lap	1	2	3	4	5	6	7	8	9	10
1	1:35.38	1:31.35	1:30.75	1:29.66	1:30.00	1:31.01	1:29.59			
16	Pete CANDY									
Lap	1	2	3	4	5	6	7	8	9	10
1	1:38.69	1:32.12	1:32.07	1:30.72	1:29.96	1:29.13	1:30.36			
20	Hans VAN WORTEL									
Lap	1	2	3	4	5	6	7	8	9	10
1	1:55.65	1:40.23	1:38.58	1:38.80	1:38.39	1:35.18	1:34.85			
44	James RICKETTS									
Lap	1	2	3	4	5	6	7	8	9	10
1	1:44.85	1:35.66	1:34.98	1:34.92	1:34.87	1:34.39	1:34.25			
45	Malcolm HILLS									
Lap	1	2	3	4	5	6	7	8	9	10
1	1:51.06	1:40.65	1:42.18	1:46.05	2:11.68					
60	Ian FYFE									
Lap	1	2	3	4	5	6	7	8	9	10
1	1:59.03	1:46.94	1:47.42	1:47.74	1:46.79	1:47.69				
93	John GILLET									
Lap	1	2	3	4	5	6	7	8	9	10
1	1:54.82	1:40.26	1:39.12	1:38.65	1:37.54	1:36.42	1:34.33			
194	Harry PAINTER									
Lap	1	2	3	4	5	6	7	8	9	10
1	1:39.44	1:32.17	1:31.88	1:30.73	1:29.96	1:29.16	1:30.37			


Lap Chart

SCRATCH RACE FOR PRE-WAR CARS (VSCC SET 5) - RACE 10

Lap 1		Lap 2		Lap 3		Lap 4		Lap 5		Lap 6		Lap 7		Lap 8		Lap 9		Lap 10	
No	Time	No	Time	No	Time	No	Time	No	Time	No	Time	No	Time	No	Time	No	Time	No	Time
6	1:33.94	6	3:02.69	6	4:29.31	6	5:55.35	6	7:21.43	6	8:47.60	6	10:14.10						
5	1:35.00	5	3:03.10	5	4:29.90	5	5:55.65	5	7:21.76	5	8:48.18	5	10:14.45						
9	1:35.38	9	3:06.73	9	4:37.48	9	6:07.14	9	7:37.14	60	9:07.92 *1	9	10:37.74						
16	1:38.69	16	3:10.81	16	4:42.88	16	6:13.60	16	7:43.56	9	9:08.15	16	10:43.05						
194	1:39.44	194	3:11.61	194	4:43.49	194	6:14.22	194	7:44.18	45	9:11.62 *1	194	10:43.71						
44	1:44.85	44	3:20.51	44	4:55.49	44	6:30.41	44	8:05.28	16	9:12.69	60	10:55.61 *1						
45	1:51.06	45	3:31.71	45	5:13.89	93	6:52.85	93	8:30.39	194	9:13.34	44	11:13.92						
93	1:54.82	93	3:35.08	93	5:14.20	20	6:53.26	20	8:31.65	44	9:39.67	93	11:41.14						
20	1:55.65	20	3:35.88	20	5:14.46	45	6:59.94			93	10:06.81	20	11:41.68						
60	1:59.03	60	3:45.97	60	5:33.39	60	7:21.13			20	10:06.83								




RACE GRID



SCRATCH RACE FOR PRE-WAR CARS (VSCC SET 5)

RACE 10

ROW 9	57 02:02.110 David ASPLIN	
ROW 8	65 01:44.410 Mark HAYWARD	58 01:48.810 Annette VAN WORTEL
ROW 7	45 01:37.030 Malcolm HILLS	60 01:43.410 Ian FYFE
ROW 6	93 01:28.110 John GILLETT	44 01:28.720 James RICKETTS
ROW 5	33 01:23.110 Mark GROVES	20 01:23.540 Hans VAN WORTEL
ROW 4	16 01:19.360 Pete CANDY	17 01:23.060 Bo WILLIAMS
ROW 3	194 01:17.750 Harry PAINTER	22 01:19.300 Richard ILIFFE
ROW 2	9 01:14.610 Tim GREENHILL	5 01:15.030 Tony LEES
ROW 1	3 01:11.620 Nicholas TOPLISS	6 01:12.570 Julian GRIMWADE
POLE		





The Vintage Sports-Car Club

RACE 11 – THE GARRY WHYTE TROPHY HANDICAP RACE FOR PRE-WAR RILEY RACING AND SPORTS-CARS

RESULT

Pl	No	Cl	Name	Car	Lap	Time	Behind	MPH	Best Lap on	MPH
1	53		Marcus FRIEDER	Riley 12/4	5	8:21.01		54.49	1:32.94	3 56.40
2	34		Nick HAYWARD-COOK	Riley 9 Monoposto	5	8:28.30	7.29	55.96	1:31.42	2 57.34
3	19		Michael JAMES	Riley 12/4 TT Sprite Replica	5	8:31.80	10.79	58.66	1:26.37	3 60.69
4	113		David MORLEY	Riley Special	5	8:35.29	14.28	50.86	1:39.93	5 52.45
5	21		Tim KNELLER	Riley TT Sprite	5	8:39.07	18.06	57.72	1:26.87	3 60.34
6	92		Edward HARVEY	Riley The Densham Imp	5	8:39.20	18.19	50.48	1:40.80	2 52.00
7	49		David SAXL	Riley 12/4 Special	5	8:41.66	20.65	50.73	1:39.46	4 52.70
8	62		Dennis BINGHAM	Riley Falcon Special	5	8:45.76	24.75	51.82	1:38.84	5 53.03
9	63		Simon KELLEWAY	Riley Sprite 12/4	5	8:52.43	31.42	53.22	1:35.68	2 54.78
10	61		Leonard LORD	Riley Falcon	5	9:04.25	43.24	48.60	1:43.90	5 50.45
11	67		Robert BARBET	Riley Sports	5	9:06.11	45.10	47.99	1:44.24	5 50.28
12	16		Pete CANDY	Riley Super Rat	5	9:31.79	1:10.78	57.00	1:28.51	4 59.22

Fastest Lap

19	Michael JAMES	Riley 12/4 TT Sprite Replica	1:26.37	3	60.69
----	---------------	------------------------------	---------	---	-------

AWARDS

Race Winner & Winner of the Garry Whyte Trophy

53	Marcus FRIEDER	Riley 12/4
2 nd	34 Nick HAYWARD-COOK	Riley 9 Monoposto
3 rd	19 Michael JAMES	Riley 12/4 TT Sprite Replica
4 th	113 David MORLEY	Riley Special



GARRY WHYTE TROPHY RILEY HANDICAP RACE

LAP TIMES - RACE 11

16	Pete CANDY										
	Lap	1	2	3	4	5	6	7	8	9	10
	1	1:32.45	1:32.01	1:28.51	1:29.04	1:28.86					
19	Michael JAMES										
	Lap	1	2	3	4	5	6	7	8	9	10
	1	2:43.52	1:27.82	1:26.37	1:26.98	1:27.11					
21	Tim KNELLER										
	Lap	1	2	3	4	5	6	7	8	9	10
	1	2:45.16	1:27.43	1:26.87	1:30.06	1:29.55					
34	Nick HAYWARD-COOK										
	Lap	1	2	3	4	5	6	7	8	9	10
	1	2:19.40	1:31.42	1:34.17	1:31.71	1:31.60					
49	David SAXL										
	Lap	1	2	3	4	5	6	7	8	9	10
	1	1:58.19	1:41.76	1:40.44	1:39.46	1:41.81					
53	Marcus FRIEDER										
	Lap	1	2	3	4	5	6	7	8	9	10
	1	2:03.07	1:36.95	1:32.94	1:34.03	1:34.02					
61	Leonard LORD										
	Lap	1	2	3	4	5	6	7	8	9	10
	1	2:01.36	1:48.42	1:45.24	1:45.33	1:43.90					
62	Dennis BINGHAM										
	Lap	1	2	3	4	5	6	7	8	9	10
	1	2:08.42	1:39.83	1:39.62	1:39.05	1:38.84					
63	Simon KELLEWAY										
	Lap	1	2	3	4	5	6	7	8	9	10
	1	2:23.98	1:35.68	1:36.75	1:39.52	1:36.50					
67	Robert BARBET										
	Lap	1	2	3	4	5	6	7	8	9	10
	1	2:00.71	1:48.66	1:47.62	1:44.88	1:44.24					
92	Edward HARVEY										
	Lap	1	2	3	4	5	6	7	8	9	10
	1	1:49.75	1:40.80	1:43.73	1:42.48	1:42.44					
113	David MORLEY										
	Lap	1	2	3	4	5	6	7	8	9	10
	1	1:50.49	1:41.56	1:42.28	1:41.03	1:39.93					

Lap Chart

GARRY WHYTE TROPHY RILEY HANDICAP RACE - RACE 11

Lap 1		Lap 2		Lap 3		Lap 4		Lap 5		Lap 6		Lap 7		Lap 8		Lap 9		Lap 10	
No	Time	No	Time	No	Time	No	Time	No	Time	No	Time	No	Time	No	Time	No	Time	No	Time
92	1:49.75	92	3:30.55	53	5:12.96	53	6:46.99	53	8:21.01										
113	1:50.49	113	3:32.05	92	5:14.28	113	6:55.36	34	8:28.30										
49	1:58.19	16	3:33.37	*1	113	5:14.33	34	6:56.70	19	8:31.80									
67	2:00.71	49	3:39.95	49	5:20.39	92	6:56.76	113	8:35.29										
61	2:01.36	53	3:40.02	34	5:24.99	49	6:59.85	21	8:39.07										
53	2:03.07	62	3:48.25	62	5:27.87	19	7:04.69	92	8:39.20										
62	2:08.42	67	3:49.37	61	5:35.02	62	7:06.92	49	8:41.66										
34	2:19.40	61	3:49.78	63	5:36.41	21	7:09.52	62	8:45.76										
63	2:23.98	34	3:50.82	67	5:36.99	63	7:15.93	63	8:52.43										
19	2:43.52	63	3:59.66	19	5:37.71	61	7:20.35	61	9:04.25										
21	2:45.16	19	4:11.34	21	5:39.46	67	7:21.87	67	9:06.11										
		21	4:12.59	16	6:33.89	16	8:02.93	16	9:31.79										
		16	5:05.38																



The Vintage Sports-Car Club

RACE 12 – THE WELSH SPORTS & SALOON CAR CHAMPIONSHIP (ROUND 8)

RESULT

Pl	No	Cl	Name	Car	Lap	Time	Behind	MPH	Best Lap on	MPH	
1	55		Jason DAVIES	Ford Sierra Cosworth	14	15:24.96		79.34	1:03.98	3	81.93
2	488		Dave KRAYEM	Ginetta G50	14	15:40.94	15.98	77.99	1:05.13	2	80.48
3	38		Keith WHITE	BMW Z4	14	15:58.49	33.53	76.56	1:07.25	14	77.94
4	69		Chris EVERILL	Ginetta G50	14	15:59.12	34.16	76.51	1:07.26	11	77.93
5	4		Keith BUTCHER	Ginetta G50	14	16:10.38	45.42	75.62	1:07.64	11	77.49
6	70		Fabio LUFFARELLI	Mini Saloon	14	16:11.65	46.69	75.52	1:07.91	12	77.18
7	22		Andy WILLIAMS	Ford Sierra	13	15:36.34	1 Lap	72.77	1:09.95	3	74.93
8	11		Jim LYONS	Mini Turbo	13	15:44.54	1 Lap	72.14	1:08.26	10	76.79
9	77		Ken JAMES	Locohornet	13	16:13.70	1 Lap	69.98	1:11.74	10	73.06
10	24		Tyrone LUFFARELLI	Peugot 106GTi	13	16:24.20	1 Lap	69.23	1:13.27	13	71.54
11	127		Bradley JOHN	Mitsubishi Evo	13	16:37.58	1 Lap	68.31	1:14.27	13	70.57
12	2		Dave SCARAMANGA	VW Scrioco	13	16:38.16	1 Lap	68.27	1:12.97	12	71.83
13	17		Gareth HAYCOCK	VW Golf	12	15:26.42	2 Laps	67.89	1:14.92	12	69.96
14	19		Colin DUNN	Renault Clio	12	15:26.69	2 Laps	67.88	1:14.73	12	70.14
15	44		Damien LONGOTANO	Westfield	12	15:28.49	2 Laps	67.74	1:16.46	5	68.55
16	111		Chris MORRIS	Suzuki Ignis Sport	12	15:29.87	2 Laps	67.64	1:15.09	6	69.80
17	93		Susanne JONES	Lotus Elise	12	15:44.10	2 Laps	66.62	1:15.52	11	69.41
18	181		Daryl RADFORD	Honda Civic	12	15:44.31	2 Laps	66.61	1:14.66	11	70.21
19	6		Roger DOWDEN	Davrian Mk6	12	15:52.55	2 Laps	66.03	1:16.36	8	68.64
20	14		Mike MOSS	Westfield	12	16:11.46	2 Laps	64.75	1:17.26	7	67.84
21	88		Andrew WILLIAMS	MG ZR105	12	16:20.70	2 Laps	64.14	1:18.38	8	66.87
22	5		Andy LONG	Honda Civic R	12	16:21.68	2 Laps	64.07	1:18.74	8	66.57
23	13		Alan SMITH	Ford KA	12	16:23.81	2 Laps	63.93	1:18.86	6	66.47
24	48		Richard FRANCIS	Citroen Saxo VTR	11	15:37.55	3 Laps	61.50	1:19.39	8	66.02
25	72		Craig EDMUNDS	Ford Fiesta	11	16:41.92	3 Laps	57.55	1:23.87	3	62.50

Not Classified

30	Peter HILLS	Mini Rover	7	11:08.93	DNF	54.85	1:17.28	4	67.83
53	Verity BANKS	MG ZR	7	16:36.53	NCF	36.82	1:31.36	7	57.37

Fastest Lap

55	Jason DAVIES	Ford Sierra Cosworth					1:03.98	3	81.93
----	--------------	----------------------	--	--	--	--	---------	---	-------

AWARDS

Race Winner & 1st Class CS

55	Jason DAVIES	Ford Sierra Cosworth	
2 nd	488	Dave KRAYEM	Ginetta G50 (& 1 st Class D)
3 rd	38	Keith WHITE	BMW Z4

Other Class Winner

19	6	Roger DOWDEN	Davrian Mk6	(1 st Class AS)
16	111	Chris MORRIS	Suzuki Ignis Sport	(1 st Class AT)
17	93	Susanne JONES	Lotus Elise	(1 st Class BS)
10	24	Tyrone LUFFARELLI	Peugot 106GTi	(1 st Class BT)
12	2	Dave SCARAMANGA	VW Scrioco	(1 st Class CT)
8	11	Jim LYONS	Mini Turbo	(1 st Class I)

WELSH SPORTS & SALOON CAR CHAMPIONSHIP (Race 2)

LAP TIMES - RACE 12

2	Dave SCARAMANGA									
Lap	1	2	3	4	5	6	7	8	9	10
1	1:22.42	1:15.86	1:16.97	1:17.15	1:15.87	1:16.25	1:17.19	1:18.03	1:16.70	1:16.11
11	1:15.72	1:12.97	1:14.23							
4	Keith BUTCHER									
Lap	1	2	3	4	5	6	7	8	9	10
1	1:11.93	1:08.89	1:09.73	1:09.21	1:08.54	1:09.74	1:08.46	1:09.43	1:08.49	1:10.39
11	1:07.64	1:08.37	1:08.65	1:09.64						
5	Andy LONG									
Lap	1	2	3	4	5	6	7	8	9	10
1	1:28.94	1:21.70	1:20.80	1:22.06	1:22.11	1:19.10	1:19.27	1:18.74	1:19.65	1:19.28
11	1:24.09	1:21.20								
6	Roger DOWDEN									
Lap	1	2	3	4	5	6	7	8	9	10
1	1:24.90	1:18.45	1:19.97	1:17.00	1:18.29	1:21.22	1:21.27	1:16.36	1:19.04	1:17.58
11	1:17.14	1:17.83								
11	Jim LYONS									
Lap	1	2	3	4	5	6	7	8	9	10
1	1:24.32	1:16.42	1:11.16	1:13.46	1:11.65	1:09.57	1:14.48	1:09.32	1:08.72	1:08.26
11	1:09.36	1:12.63	1:08.94							
13	Alan SMITH									
Lap	1	2	3	4	5	6	7	8	9	10
1	1:32.20	1:23.98	1:21.79	1:21.72	1:19.74	1:18.86	1:20.08	1:20.27	1:19.55	1:20.08
11	1:19.29	1:20.63								
14	Mike MOSS									
Lap	1	2	3	4	5	6	7	8	9	10
1	1:25.60	1:20.87	1:19.06	1:18.88	1:18.81	1:18.03	1:17.26	1:18.12	1:34.17	1:19.21
11	1:19.67	1:18.43								
17	Gareth HAYCOCK									
Lap	1	2	3	4	5	6	7	8	9	10
1	1:18.96	1:16.65	1:16.74	1:17.20	1:17.25	1:16.42	1:17.08	1:17.67	1:17.91	1:16.64
11	1:16.86	1:14.92								
19	Colin DUNN									
Lap	1	2	3	4	5	6	7	8	9	10
1	1:18.52	1:17.03	1:16.67	1:17.34	1:16.90	1:16.49	1:17.04	1:16.07	1:19.66	1:16.72
11	1:16.65	1:14.73								
22	Andy WILLIAMS									
Lap	1	2	3	4	5	6	7	8	9	10
1	1:14.54	1:10.98	1:09.95	1:10.47	1:12.44	1:11.16	1:10.96	1:11.75	1:12.13	1:12.17
11	1:12.77	1:12.70	1:12.86							

24	Tyrone LUFFERELLI									
Lap	1	2	3	4	5	6	7	8	9	10
1	1:21.90	1:15.45	1:15.20	1:14.60	1:16.72	1:14.28	1:14.28	1:15.54	1:13.73	1:15.69
11	1:16.09	1:14.60	1:13.27							
30	Peter HILLS									
Lap	1	2	3	4	5	6	7	8	9	10
1	1:58.01	1:34.82	1:18.05	1:17.28	1:23.06	1:21.05	2:10.38			
38	Keith WHITE									
Lap	1	2	3	4	5	6	7	8	9	10
1	1:10.05	1:07.75	1:07.96	1:07.96	1:08.45	1:08.79	1:09.25	1:07.27	1:10.85	1:07.42
11	1:07.30	1:08.31	1:09.08	1:07.25						
44	Damien LONGOTANO									
Lap	1	2	3	4	5	6	7	8	9	10
1	1:18.24	1:16.87	1:17.41	1:17.63	1:16.46	1:17.15	1:17.01	1:16.65	1:18.08	1:16.54
11	1:16.82	1:18.30								
48	Richard FRANCIS									
Lap	1	2	3	4	5	6	7	8	9	10
1	1:28.83	1:21.49	1:45.94	1:21.65	1:21.93	1:23.85	1:20.48	1:19.39	1:25.75	1:21.03
11	1:20.77									
53	Verity BANKS									
Lap	1	2	3	4	5	6	7	8	9	10
1	1:36.25	1:47.69	6:39.92	1:36.59	1:36.27	1:39.96	1:31.36			
55	Jason DAVIES									
Lap	1	2	3	4	5	6	7	8	9	10
1	1:06.49	1:04.52	1:03.98	1:04.82	1:05.57	1:05.45	1:06.88	1:05.50	1:06.22	1:07.63
11	1:06.63	1:07.43	1:05.73	1:07.84						
69	Chris EVERILL									
Lap	1	2	3	4	5	6	7	8	9	10
1	1:11.11	1:08.03	1:07.86	1:07.50	1:08.29	1:08.70	1:09.14	1:07.44	1:10.56	1:07.42
11	1:07.26	1:08.34	1:09.00	1:07.59						
70	Fabio LUFFARELLI									
Lap	1	2	3	4	5	6	7	8	9	10
1	1:13.01	1:08.82	1:09.25	1:09.45	1:08.40	1:09.40	1:08.90	1:09.95	1:08.33	1:10.71
11	1:08.30	1:07.91	1:08.50	1:09.46						
72	Craig EDMUNDS									
Lap	1	2	3	4	5	6	7	8	9	10
1	1:30.94	1:27.62	1:23.87	1:25.03	1:27.27	1:39.13	1:32.52	1:26.93	1:30.58	1:28.12
11	1:28.93									
77	Ken JAMES									
Lap	1	2	3	4	5	6	7	8	9	10
1	1:17.95	1:15.09	1:12.66	1:13.82	1:14.17	1:15.19	1:15.85	1:15.08	1:14.09	1:11.74
11	1:14.83	1:16.20	1:14.99							
88	Andrew WILLIAMS									
Lap	1	2	3	4	5	6	7	8	9	10

1	1:28.55	1:21.35	1:20.70	1:22.67	1:20.82	1:19.64	1:19.76	1:18.38	1:20.01	1:19.31
11	1:23.79	1:21.10								

93 Susanne JONES

Lap	1	2	3	4	5	6	7	8	9	10
1	1:26.03	1:19.50	1:18.02	1:17.13	1:18.34	1:17.51	1:18.58	1:17.60	1:18.37	1:18.01
11	1:15.52	1:15.84								

111 Chris MORRIS

Lap	1	2	3	4	5	6	7	8	9	10
1	1:22.96	1:18.37	1:17.45	1:17.12	1:16.27	1:15.09	1:15.60	1:16.99	1:16.43	1:15.79
11	1:15.91	1:16.50								

127 Bradley JOHN

Lap	1	2	3	4	5	6	7	8	9	10
1	1:20.24	1:16.98	1:17.38	1:17.28	1:15.55	1:16.57	1:17.15	1:17.81	1:16.40	1:15.92
11	1:15.24	1:14.41	1:14.27							

181 Daryl RADFORD

Lap	1	2	3	4	5	6	7	8	9	10
1	1:26.77	1:21.41	1:19.54	1:18.34	1:17.55	1:18.60	1:19.80	1:15.90	1:16.50	1:16.44
11	1:14.66	1:15.52								

488 Dave KRAYEM

Lap	1	2	3	4	5	6	7	8	9	10
1	1:08.64	1:05.13	1:05.97	1:06.49	1:09.13	1:07.81	1:06.33	1:08.84	1:07.42	1:06.95
11	1:05.20	1:06.71	1:06.89	1:09.04						

Lap Chart

WELSH SPORTS & SALOON CAR CHAMPIONSHIP (Race 2) - RACE 12

Lap 1		Lap 2		Lap 3		Lap 4		Lap 5		Lap 6		Lap 7		Lap 8		Lap 9		Lap 10	
No	Time	No	Time	No	Time	No	Time	No	Time	No	Time	No	Time	No	Time	No	Time	No	Time
55	1:06.76	55	2:11.28	55	3:15.26	55	4:20.08	55	5:25.65	55	6:31.10	55	7:37.98	55	8:43.48	55	9:49.70	55	10:57.33
488	1:09.03	488	2:14.16	488	3:20.13	13	4:23.59 *1	14	5:27.76 *1	111	6:37.56 *1	24	7:41.00 *1	77	8:46.77 *1	11	9:56.63 *1	5	10:57.46 *2
38	1:10.85	38	2:18.60	38	3:26.56	488	4:26.62	181	5:29.34 *1	6	6:42.11 *1	44	7:45.09 *1	11	8:47.31 *1	77	10:01.85 *1	13	11:04.26 *2
69	1:11.99	69	2:20.02	69	3:27.88	72	4:28.41 *1	488	5:35.75	93	6:42.67 *1	17	7:45.34 *1	48	8:50.13 *2	488	10:06.15	11	11:05.35 *1
4	1:13.20	4	2:22.09	4	3:31.82	38	4:34.52	88	5:37.89 *1	488	6:43.56	19	7:45.82 *1	24	8:55.28 *1	48	10:10.61 *2	30	11:08.93 *3
70	1:14.27	70	2:23.09	70	3:32.34	69	4:35.38	5	5:38.24 *1	14	6:46.57 *1	127	7:46.38 *1	30	8:58.55 *2	24	10:10.82 *1	488	11:13.10
22	1:16.00	22	2:26.98	53	3:32.43 *1	4	4:41.03	38	5:42.97	181	6:46.89 *1	2	7:47.21 *1	488	8:58.73	53	10:12.35 *6	77	11:15.94 *1
44	1:19.57	77	2:35.08	22	3:36.93	70	4:41.79	69	5:43.67	38	6:51.76	488	7:49.89	72	8:59.84 *2	44	10:18.75 *1	24	11:24.55 *1
77	1:19.99	44	2:36.44	30	3:39.11 *1	48	4:42.70 *1	13	5:45.31 *1	69	6:52.37	111	7:52.65 *1	44	9:02.10 *1	19	10:18.93 *1	38	11:26.55
17	1:21.08	17	2:37.73	77	3:47.74	22	4:47.40	4	5:49.57	88	6:58.71 *1	93	8:00.18 *1	17	9:02.42 *1	38	10:19.13	69	11:26.93
19	1:21.39	19	2:38.42	44	3:53.85	30	4:57.16 *1	70	5:50.19	4	6:59.31	38	8:01.01	19	9:02.86 *1	69	10:19.51	48	11:30.00 *2
127	1:22.62	127	2:39.60	17	3:54.47	77	5:01.56	72	5:53.44 *1	70	6:59.59	69	8:01.51	127	9:03.53 *1	17	10:20.09 *1	4	11:36.08
24	1:24.75	24	2:40.20	19	3:55.09	24	5:10.00	22	5:59.84	5	7:00.35 *1	6	8:03.33 *1	2	9:04.40 *1	127	10:21.34 *1	44	11:36.83 *1
2	1:25.11	2	2:40.97	24	3:55.40	44	5:11.48	48	6:04.35 *1	13	7:05.05 *1	14	8:04.60 *1	111	9:08.25 *1	2	10:22.43 *1	70	11:37.48
111	1:28.35	111	2:46.72	127	3:56.98	11	5:11.61	30	6:14.44 *1	22	7:11.00	181	8:05.49 *1	38	9:08.28	111	10:25.24 *1	127	11:37.74 *1
6	1:28.40	6	2:46.85	2	3:57.94	17	5:11.67	77	6:15.73	72	7:20.71 *1	4	8:07.77	69	9:08.95	4	10:25.69	17	11:38.00 *1
14	1:28.95	11	2:46.99	11	3:58.15	19	5:12.43	11	6:23.26	48	7:26.28 *1	70	8:08.49	4	9:17.20	70	10:26.77	19	11:38.59 *1
93	1:29.68	93	2:49.18	111	4:04.17	127	5:14.26	24	6:26.72	77	7:30.92	88	8:18.35 *1	70	9:18.44	72	10:32.36 *2	2	11:39.13 *1
181	1:30.05	14	2:49.82	6	4:06.82	2	5:15.09	44	6:27.94	11	7:32.83	5	8:19.45 *1	93	9:18.76 *1	93	10:36.36 *1	111	11:41.67 *1
11	1:30.57	181	2:51.46	93	4:07.20	111	5:21.29	17	6:28.92	30	7:37.50 *1	22	8:21.96	14	9:21.86 *1	14	10:39.98 *1	53	11:48.94 *6
88	1:33.17	88	2:54.52	14	4:08.88	6	5:23.82	19	6:29.33			13	8:23.91 *1	6	9:24.60 *1	6	10:40.96 *1	93	11:54.73 *1
5	1:33.68	5	2:55.38	181	4:11.00	93	5:24.33	127	6:29.81					181	9:25.29 *1	181	10:41.19 *1	181	11:57.69 *1
48	1:35.27	48	2:56.76	88	4:15.22			2	6:30.96					22	9:33.71	22	10:45.84	22	11:58.01
72	1:36.92	13	3:01.80	5	4:16.18									88	9:38.11 *1	88	10:56.49 *1	72	11:59.29 *2
13	1:37.82	72	3:04.54											5	9:38.72 *1			6	12:00.00 *1
53	1:44.74													13	9:43.99 *1				
30	2:04.29																		

Lap Chart

WELSH SPORTS & SALOON CAR CHAMPIONSHIP (Race 2) - RACE 12

Lap 11		Lap 12		Lap 13		Lap 14		Lap 15		Lap 16		Lap 17		Lap 18		Lap 19		Lap 20			
No	Time	No	Time	No	Time	No	Time	No	Time	No	Time	No	Time	No	Time	No	Time	No	Time		
55	12:03.96	55	13:11.39	55	14:17.12	55	15:24.96														
11	12:13.61 *1	93	13:12.74 *2	22	14:23.48 *1	17	15:26.42 *2														
14	12:14.15 *2	181	13:14.13 *2	93	14:28.26 *2	19	15:26.69 *2														
88	12:16.50 *2	6	13:17.58 *2	181	14:28.79 *2	44	15:28.49 *2														
5	12:17.11 *2	11	13:22.97 *1	488	14:31.90	111	15:29.87 *2														
488	12:18.30	488	13:25.01	6	14:34.72 *2	22	15:36.34 *1														
13	12:23.81 *2	53	13:25.21 *7	11	14:35.60 *1	48	15:37.55 *3														
77	12:27.68 *1	72	13:29.87 *3	38	14:51.24	488	15:40.94														
38	12:33.85	14	13:33.36 *2	69	14:51.53	93	15:44.10 *2														
69	12:34.19	88	13:35.81 *2	14	14:53.03 *2	181	15:44.31 *2														
24	12:40.24 *1	5	13:36.39 *2	72	14:57.99 *3	11	15:44.54 *1														
4	12:43.72	38	13:42.16	77	14:58.71 *1	6	15:52.55 *2														
70	12:45.78	77	13:42.51 *1	88	14:59.60 *2	38	15:58.49														
44	12:53.37 *1	69	13:42.53	5	15:00.48 *2	69	15:59.12														
127	12:53.66 *1	13	13:43.89 *2	4	15:00.74	4	16:10.38														
17	12:54.64 *1	4	13:52.09	70	15:02.19	14	16:11.46 *2														
2	12:55.24 *1	70	13:53.69	13	15:03.18 *2	70	16:11.65														
19	12:55.31 *1	24	13:56.33 *1	53	15:05.17 *7	77	16:13.70 *1														
48	12:55.75 *2	127	14:08.90 *1	24	15:10.93 *1	88	16:20.70 *2														
111	12:57.46 *1	44	14:10.19 *1	127	15:23.31 *1	5	16:21.68 *2														
22	13:10.78	2	14:10.96 *1	2	15:23.93 *1	13	16:23.81 *2														
		17	14:11.50 *1			24	16:24.20 *1														
		19	14:11.96 *1			53	16:36.53 *7														
		111	14:13.37 *1			127	16:37.58 *1														
		48	14:16.78 *2			2	16:38.16 *1														
						72	16:41.92 *3														

RACE GRID

WELSH SPORTS & SALOON CAR CHAMPIONSHIP (Race 2)

RACE 12

ROW 14	53 Verity BANKS	41 Antony WEEKS
ROW 13	11 Jim LYONS	30 Peter HILLS
ROW 12	111 Chris MORRIS	48 Richard FRANCIS
ROW 11	13 Alan SMITH	72 Craig EDMUNDS
ROW 10	5 Andy LONG	88 Andrew WILLIAMS
ROW 9	93 Susanne JONES	14 Mike MOSS
ROW 8	181 Daryl RADFORD	6 Roger DOWDEN
ROW 7	24 Tyrone LUFFERELLI	19 Colin DUNN
ROW 6	127 Bradley JOHN	2 Dave SCARAMANGA
ROW 5	77 Ken JAMES	17 Gareth HAYCOCK
ROW 4	22 Andy WILLIAMS	44 Damien LONGOTANO
ROW 3	4 Keith BUTCHER	70 Fabio LUFFARELLI
ROW 2	38 Keith WHITE	69 Chris EVERILL
ROW 1	55 Jason DAVIES	488 Dave KRAYEM

POLE