



Bonhams



HAGERTY.
CLASSIC CAR INSURANCE

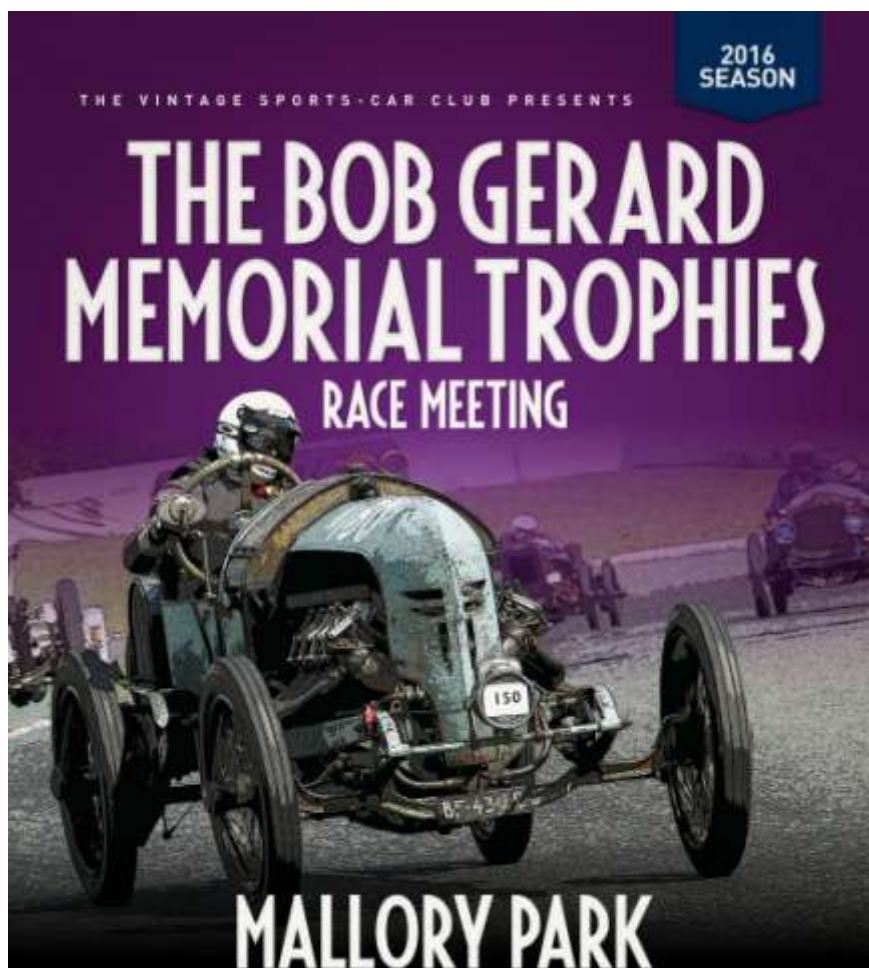
THE VINTAGE SPORTS-CAR CLUB

THE BOB GERARD MEMORIAL TROPHIES RACE MEETING

MALLORY PARK

24 SEPTEMBER 2016

RESULTS



RESULTS BY



HS Sports Ltd Kinetic House,
Varey Road, Congleton,
Cheshire CW121UW
Tel. +44 (0)1260 275708
Fax +44 (0)1260 295625
www.hssports.co.uk



The Vintage Sports-Car Club

TIMED PRACTICE

PROVISIONAL RESULT - SESSION 1

PI	No	CI Name	Car	Laps	Time on Lap	Behind	MPH
1	92	Harry PAINTER	MG Kayne	10	1:02.29	4	78.02
2	27	Michael JAMES	Riley 12/4 TT Sprite Rep	10	1:04.95	6 02.66	74.83
3	191	Marcus BLACK	Talbot-Lago T23	9	1:05.37	7 03.08	74.35
4	41	Hughie WALKER	GN Thunderbug	10	1:06.43	5 04.14	73.16
5	96	Nick HAYWARD-COOK	Riley 9 Monoposto	10	1:06.45	9 04.16	73.14
6	197	John SEBER	Wolseley Hornet Special	9	1:08.19	7 05.90	71.27
7	98	James RICKETTS	Austin 7 Monoposto	9	1:10.86	8 08.57	68.59
8	64	Edward WILLIAMS	Austin 7 Rolt Ulster	9	1:10.95	8 08.66	68.50
9	56	Duncan POTTER	MG Monthery Midget	9	1:11.37	8 09.08	68.10
10	38	David JOHNSON	Frazer Nash Super Sports	9	1:12.17	8 09.88	67.34
11	42	Edward HARVEY	Riley The Densham Imp	9	1:12.94	8 10.65	66.63
12	195	Hugh BIRLEY	Austin 7 Ulster	9	1:13.34	8 11.05	66.27
13	74	John EVERETT	Austin 7 Ulster Sport	9	1:15.09	3 12.80	64.72
14	77	Matt SHEPHERD	Austin 7	8	1:15.49	4 13.20	64.38
15	78	Robert MOORE	Austin 7	8	1:17.10	3 14.81	63.04
16	72	David FURNELL	Austin 7 The Toy	8	1:17.81	4 15.52	62.46
17	194	Philip PARKINSON	Austin AD Tourer	8	1:24.72	7 22.43	57.37
Not-Seen							
	108	Jonathan FENNING	Austin 7 Ulster				
	53	Malcolm HILLS	Austin 7 Single Seat Racer				

Start Time : 09:40

Mallory Park

24 Sep 16 09:56

Clerk of Course:

Time Issued:

Chief Timekeeper:

THESE RESULTS ARE PROVISIONAL UNTIL THE CONCLUSION OF ANY JUDICIAL AND TECHNICAL MATTERS

HS Sports Timing and Results Systems - Results and Lap Times at www.hssports.co.uk

TIMED PRACTICE

LAP TIMES - SESSION 1

27	Michael JAMES										
	Lap	1	2	3	4	5	6	7	8	9	10
	1	1:09.30	1:07.48	1:06.06	1:05.21	1:05.14	1:04.95	1:05.35	1:06.45	1:05.30	1:05.27
38	David JOHNSON										
	Lap	1	2	3	4	5	6	7	8	9	10
	1	1:16.07	1:15.90	1:15.81	1:14.10	1:14.18	1:15.38	1:13.87	1:12.17	1:12.51	
41	Hughie WALKER										
	Lap	1	2	3	4	5	6	7	8	9	10
	1	1:07.30	1:07.93	1:07.39	1:07.18	1:06.43	1:07.78	1:07.04	1:06.94	1:06.90	1:06.64
42	Edward HARVEY										
	Lap	1	2	3	4	5	6	7	8	9	10
	1	1:17.11	1:15.06	1:14.69	1:14.60	1:16.00	1:31.82	1:20.72	1:12.94	1:15.35	
56	Duncan POTTER										
	Lap	1	2	3	4	5	6	7	8	9	10
	1	1:13.53	1:14.62	1:13.63	1:11.44	1:11.81	1:14.01	1:11.38	1:11.37	1:12.00	
64	Edward WILLIAMS										
	Lap	1	2	3	4	5	6	7	8	9	10
	1	1:13.37	1:11.46	1:11.35	1:15.28	1:13.38	1:13.04	1:11.59	1:10.95	1:11.16	
72	David FURNELL										
	Lap	1	2	3	4	5	6	7	8	9	10
	1	1:20.76	1:21.66	1:18.02	1:17.81	1:21.49	1:20.36	1:20.62	1:19.31		
74	John EVERETT										
	Lap	1	2	3	4	5	6	7	8	9	10
	1	1:18.12	1:18.29	1:15.09	1:16.35	1:15.26	1:17.46	1:15.49	1:16.48	1:17.02	
77	Matt SHEPHERD										
	Lap	1	2	3	4	5	6	7	8	9	10
	1	1:22.94	1:22.23	1:22.18	1:15.49	1:16.99	1:16.46	1:16.75	1:17.15		
78	Robert MOORE										
	Lap	1	2	3	4	5	6	7	8	9	10
	1	1:17.33	1:20.06	1:17.10	1:17.17	1:20.91	1:20.28	1:20.30	1:19.53		
92	Harry PAINTER										
	Lap	1	2	3	4	5	6	7	8	9	10
	1	1:06.09	1:04.44	1:03.20	1:02.29	1:02.49	1:07.22	1:03.03	1:04.66	1:02.44	1:03.47
96	Nick HAYWARD-COOK										
	Lap	1	2	3	4	5	6	7	8	9	10
	1	1:13.17	1:10.44	1:09.01	1:07.80	1:09.33	1:07.04	1:07.06	1:07.55	1:06.45	1:09.50
98	James RICKETTS										
	Lap	1	2	3	4	5	6	7	8	9	10
	1	1:14.33	1:15.41	1:12.73	1:13.67	1:13.30	1:15.53	1:12.49	1:10.86	1:11.95	

191 Marcus BLACK

Lap	1	2	3	4	5	6	7	8	9	10
1	1:07.95	1:11.32	1:09.23	1:09.48	1:09.44	1:08.57	1:05.37	1:06.25	1:05.86	

194 Philip PARKINSON

Lap	1	2	3	4	5	6	7	8	9	10
1	1:26.32	1:25.49	1:24.83	1:26.74	1:25.10	1:25.95	1:24.72	1:25.49		

195 Hugh BIRLEY

Lap	1	2	3	4	5	6	7	8	9	10
1	1:15.99	1:15.09	1:15.51	1:14.64	1:15.10	1:14.83	1:15.57	1:13.34	1:14.41	

197 John SEBER

Lap	1	2	3	4	5	6	7	8	9	10
1	1:10.49	1:12.25	1:09.69	1:11.71	1:09.54	1:09.54	1:08.19	1:08.29	1:08.55	



The Vintage Sports-Car Club

TIMED PRACTICE

PROVISIONAL RESULT - SESSION 2

PI	No	CI Name	Car	Laps	Time on Lap	Behind	MPH	
1	4	Nicholas TOPLISS	ERA R4A	8	57.04	8	85.20	
2	2	Tom DARK	Bugatti T73C	6	58.05	5	01.01	83.72
3	3	Duncan RICKETTS	Alta 2 Litre	5	58.24	5	01.20	83.45
4	23	Matt RICKETTS	Cooper Type 41	8	59.17	8	02.13	82.14
5	6	Terry CRABB	ERA R12C	7	59.41	6	02.37	81.80
6	24	Charles GILLET	Frazer Nash Super Sports	7	59.96	5	02.92	81.05
7	7	Julian GRIMWADE	Frazer Nash Single Seat	8	1:00.16	6	03.12	80.78
8	14	Tim GREENHILL	Wolseley Hornet Special	7	1:00.42	6	03.38	80.44
9	10	Julian WILTON	Cooper Bristol MkII	7	1:01.14	7	04.10	79.49
10	19	Sue DARBYSHIRE	Morgan Super Aero	8	1:01.21	7	04.17	79.40
11	1	Tony LEES	AC/GN Cognac	4	1:01.30	2	04.26	79.28
12	21	Stephen SHOOSMITH	Bugatti T51	8	1:01.82	5	04.78	78.62
13	9	Nick LESTON	LoveII Elkhart Sprint Race	5	1:04.06	1	07.02	75.87
14	35	Chris HUDSON	Bugatti T35B	7	1:04.28	1	07.24	75.61
15	8	Tom WALKER	Amilcar-Hispano Special	3	1:04.79	1	07.75	75.01
16	26	Simon STOKES	Riley Treen	5	1:06.28	1	09.24	73.33
17	34	Bo WILLIAMS	Bugatti Type 35B	3	1:10.27	2	13.23	69.16
Not-Seen								
	11	Robert COBDEN	Riley Falcon Special					
	25	Thomas HARDMAN	MG Bellevue Special					
	5	Steve RUSSELL	Cooper Bristol MkII					

Start Time : 09:55

Mallory Park

24 Sep 16 10:13

Clerk of Course:

Time Issued:

Chief Timekeeper:

THESE RESULTS ARE PROVISIONAL UNTIL THE CONCLUSION OF ANY JUDICIAL AND TECHNICAL MATTERS

HS Sports Timing and Results Systems - Results and Lap Times at www.hssports.co.uk

TIMED PRACTICE

LAP TIMES - SESSION 2

1	Tony LEES										
	Lap	1	2	3	4	5	6	7	8	9	10
	1	1:03.97	1:01.30	1:03.92	7:46.34						
2	Tom DARK										
	Lap	1	2	3	4	5	6	7	8	9	10
	1	59.55	1:02.19	8:11.01	58.93	58.05	1:02.80				
3	Duncan RICKETTS										
	Lap	1	2	3	4	5	6	7	8	9	10
	1	1:00.95	1:00.54	1:01.57	11:16.93	58.24					
4	Nicholas TOPLISS										
	Lap	1	2	3	4	5	6	7	8	9	10
	1	1:02.46	1:02.12	8:11.23	1:00.33	58.89	59.77	57.75	57.04		
6	Terry CRABB										
	Lap	1	2	3	4	5	6	7	8	9	10
	1	1:08.50	1:07.09	8:14.06	1:04.36	1:01.00	59.41	1:00.11			
7	Julian GRIMWADE										
	Lap	1	2	3	4	5	6	7	8	9	10
	1	1:04.76	1:04.81	7:44.27	1:01.74	1:04.47	1:00.16	1:00.55	1:00.40		
8	Tom WALKER										
	Lap	1	2	3	4	5	6	7	8	9	10
	1	1:04.79	1:09.92	8:13.24							
9	Nick LESTON										
	Lap	1	2	3	4	5	6	7	8	9	10
	1	1:04.06	10:37.99	1:06.21	1:05.59	1:05.53					
10	Julian WILTON										
	Lap	1	2	3	4	5	6	7	8	9	10
	1	1:04.53	1:05.01	7:51.25	1:04.28	1:06.91	1:01.58	1:01.14			
14	Tim GREENHILL										
	Lap	1	2	3	4	5	6	7	8	9	10
	1	1:05.39	1:03.21	7:48.90	1:01.89	1:05.97	1:00.42	1:01.18			
19	Sue DARBYSHIRE										
	Lap	1	2	3	4	5	6	7	8	9	10
	1	1:02.61	1:04.05	7:57.82	1:02.38	1:01.70	1:02.45	1:01.21	1:02.93		
21	Stephen SHOOSMITH										
	Lap	1	2	3	4	5	6	7	8	9	10
	1	1:04.46	1:02.88	7:44.81	1:01.87	1:01.82	1:01.84	1:02.98	1:05.15		
23	Matt RICKETTS										
	Lap	1	2	3	4	5	6	7	8	9	10
	1	1:08.02	1:06.88	7:57.66	1:04.07	1:01.05	1:02.01	1:00.19	59.17		

24	Charles GILLETT										
	Lap	1	2	3	4	5	6	7	8	9	10
	1	1:04.36	1:03.14	8:32.61	1:01.10	59.96	1:02.73	1:00.20			

26	Simon STOKES										
	Lap	1	2	3	4	5	6	7	8	9	10
	1	1:06.28	1:07.42	7:42.42	1:07.63	1:07.35					

34	Bo WILLIAMS										
	Lap	1	2	3	4	5	6	7	8	9	10
	1	1:12.13	1:10.27	8:07.65							

35	Chris HUDSON										
	Lap	1	2	3	4	5	6	7	8	9	10
	1	1:04.28	1:07.20	7:56.59	1:06.91	1:07.73	1:05.98	1:05.57			



The Vintage Sports-Car Club

TIMED PRACTICE

PROVISIONAL RESULT - SESSION 3

PI	No	CI Name	Car	Laps	Time on Lap	Behind	MPH
1	39	Andrew MITCHELL	HRG 1 1/2 Litre	10	1:03.91	6	76.04
2	29	Mark BRETT	Ballamy-Ford (LMB) V8 Sp	9	1:05.55	3 01.64	74.14
3	93	Simon BLAKENEY-EDWARDS	Frazer Nash Super Sports	8	1:07.80	6 03.89	71.68
4	107	Andy BUSH	Riley TT Sprite Replica	6	1:08.21	3 04.30	71.25
5	37	Mark GROVES	Frazer Nash TT Rep Emer	9	1:08.28	8 04.37	71.18
6	86	Steven SMITH	Hotchkiss AM80	9	1:08.77	9 04.86	70.67
7	58	John BRIGGS	Aston Martin Ulster	9	1:11.72	6 07.81	67.76
8	32	Richard BRADLEY	Aston Martin Ulster	8	1:12.19	8 08.28	67.32
9	100	Mark DOLTON	MG PB	8	1:12.33	5 08.42	67.19
10	73	Fred BOOTHBY	MG J2	9	1:12.39	6 08.48	67.14
11	65	Ralf EMMERLING	Riley Brooklands	9	1:12.53	4 08.62	67.01
12	16	Mac HULBERT	Alvis Silver Eagle	9	1:12.91	5 09.00	66.66
13	40	Simon EDWARDS	Morgan Aero Supersport	8	1:13.16	5 09.25	66.43
14	67	Norman PEMBERTON	Talbot 95/105	8	1:13.74	8 09.83	65.91
15	54	David LAMB	Riley Brooklands	8	1:14.11	5 10.20	65.58
16	66	Ian STANDING	Riley Brooklands	7	1:15.58	2 11.67	64.30
17	75	Cyril HANCOCK	Fiat New Balilla	8	1:16.84	8 12.93	63.25
18	79	Tim WADSWORTH	Lagonda 2 Ltr L/C Tourer	8	1:18.45	7 14.54	61.95
19	71	Anne BOURSOT	MG PA	7	1:23.22	7 19.31	58.40
20	80	Gordon MIDDLETON	Riley Sprite	7	1:25.16	6 21.25	57.07
21	82	Sarah FOSTER	MG TB	7	1:26.67	7 22.76	56.07
22	83	Christopher EDMONDSON	MG C Type	2	1:29.59	2 25.68	54.25

Not-Seen

192 Mike PAINTER MG Kayne

Start Time : 10:14

Mallory Park

24 Sep 16 10:29

Clerk of Course:

Time Issued:

Chief Timekeeper:

THESE RESULTS ARE PROVISIONAL UNTIL THE CONCLUSION OF ANY JUDICIAL AND TECHNICAL MATTERS

HS Sports Timing and Results Systems - Results and Lap Times at www.hssports.co.uk

TIMED PRACTICE

LAP TIMES - SESSION 3

16	Mac HULBERT										
	Lap	1	2	3	4	5	6	7	8	9	10
	1	1:16.73	1:17.17	1:13.60	1:15.63	1:12.91	1:13.94	1:13.53	1:13.62	1:14.00	
29	Mark BRETT										
	Lap	1	2	3	4	5	6	7	8	9	10
	1	1:12.87	1:11.20	1:05.55	1:06.57	1:07.85	1:09.58	1:10.05	1:07.29	1:13.84	
32	Richard BRADLEY										
	Lap	1	2	3	4	5	6	7	8	9	10
	1	1:19.17	1:13.99	1:13.29	1:13.34	1:16.36	1:13.88	1:14.23	1:12.19		
37	Mark GROVES										
	Lap	1	2	3	4	5	6	7	8	9	10
	1	1:10.37	1:09.88	1:09.74	1:09.29	1:09.38	1:09.60	1:09.07	1:08.28	1:09.64	
39	Andrew MITCHELL										
	Lap	1	2	3	4	5	6	7	8	9	10
	1	1:07.69	1:08.38	1:05.99	1:04.45	1:05.70	1:03.91	1:06.81	1:06.62	1:06.56	1:05.89
40	Simon EDWARDS										
	Lap	1	2	3	4	5	6	7	8	9	10
	1	1:19.14	1:16.65	1:15.75	1:16.29	1:13.16	1:14.51	1:13.17	1:14.19		
54	David LAMB										
	Lap	1	2	3	4	5	6	7	8	9	10
	1	1:14.23	1:14.98	1:14.26	1:15.54	1:14.11	1:17.75	1:16.14	1:14.13		
58	John BRIGGS										
	Lap	1	2	3	4	5	6	7	8	9	10
	1	1:15.22	1:12.72	1:13.60	1:17.67	1:13.12	1:11.72	1:11.77	1:11.75	1:13.65	
65	Ralf EMMERLING										
	Lap	1	2	3	4	5	6	7	8	9	10
	1	1:15.16	1:13.08	1:14.48	1:12.53	1:12.68	1:12.89	1:12.53	1:13.55	1:14.24	
66	Ian STANDING										
	Lap	1	2	3	4	5	6	7	8	9	10
	1	1:18.98	1:15.58	1:19.81	1:19.14	1:20.04	1:19.90	1:19.34			
67	Norman PEMBERTON										
	Lap	1	2	3	4	5	6	7	8	9	10
	1	1:17.03	1:14.00	1:16.24	1:19.71	1:14.93	1:16.14	1:17.17	1:13.74		
71	Anne BOURSOT										
	Lap	1	2	3	4	5	6	7	8	9	10
	1	1:32.08	1:27.44	1:25.19	1:24.52	1:23.70	1:24.54	1:23.22			
73	Fred BOOTHBY										
	Lap	1	2	3	4	5	6	7	8	9	10
	1	1:14.06	1:14.54	1:13.40	1:15.51	1:15.23	1:12.39	1:13.18	1:17.65	1:14.24	

75	Cyril HANCOCK										
	Lap	1	2	3	4	5	6	7	8	9	10
	1	1:20.14	1:21.75	1:18.20	1:19.92	1:18.31	1:23.75	1:17.66	1:16.84		
79	Tim WADSWORTH										
	Lap	1	2	3	4	5	6	7	8	9	10
	1	1:21.29	1:20.13	1:19.89	1:20.51	1:19.76	1:18.73	1:18.45	1:19.41		
80	Gordon MIDDLETON										
	Lap	1	2	3	4	5	6	7	8	9	10
	1	1:27.65	1:26.49	1:25.82	1:27.21	1:26.69	1:25.16	1:25.28			
82	Sarah FOSTER										
	Lap	1	2	3	4	5	6	7	8	9	10
	1	1:30.30	1:28.62	1:31.77	1:28.24	1:31.13	1:28.35	1:26.67			
83	Christopher EDMONDSON										
	Lap	1	2	3	4	5	6	7	8	9	10
	1	1:31.12	1:29.59								
86	Steven SMITH										
	Lap	1	2	3	4	5	6	7	8	9	10
	1	1:10.16	1:10.17	1:10.36	1:09.16	1:10.02	1:10.24	1:09.67	1:09.64	1:08.77	
93	Simon BLAKENEY-EDWARDS										
	Lap	1	2	3	4	5	6	7	8	9	10
	1	1:08.84	1:10.69	1:11.23	1:08.74	1:08.93	1:07.80	1:09.23	1:08.17		
100	Mark DOLTON										
	Lap	1	2	3	4	5	6	7	8	9	10
	1	1:17.36	1:14.21	1:13.29	1:13.01	1:12.33	1:15.63	1:13.33	1:15.78		
107	Andy BUSH										
	Lap	1	2	3	4	5	6	7	8	9	10
	1	1:08.89	1:10.88	1:08.21	1:08.23	1:09.14	1:09.46				



The Vintage Sports-Car Club

TIMED PRACTICE

PROVISIONAL RESULT - SESSION 4

PI	No	CI Name	Car	Laps	Time on Lap	Behind	MPH
1	57	Duncan PITTAWAY	Monarch Special	3	1:12.94	3	66.63
2	44	Richard SCALDWELL	De Dietrich 130 HP 'Cours	5	1:14.38	4 01.44	65.34
3	15	James COLLINS	Hudson Super Six	6	1:14.84	5 01.90	64.94
4	47	Tony LEES	Vauxhall Viper Special	4	1:17.36	1 04.42	62.82
5	84	Leslie MURRAY	De Dion Bouton/Curtis Ox	4	1:18.23	4 05.29	62.12
6	63	Hugh MACKINTOSH	Hudson Super Six Racer	5	1:18.82	4 05.88	61.66
7	81	Clive PRESS	Peugeot 148	5	1:21.48	4 08.54	59.65
8	87	Nicholas HILDYARD	Theophile Schneider Aero	5	1:22.99	5 10.05	58.56
9	85	Ben COLLINGS	Mercedes 60HP	5	1:23.02	1 10.08	58.54
10	89	Rob HUBBARD	Sunbeam 16/20	5	1:23.44	4 10.50	58.25
11	99	Jonathan MILLER	Stutz Bearcat	4	1:24.82	4 11.88	57.30
12	90	Peter WILSON	Brasier Voiture De Course	5	1:25.18	1 12.24	57.06
13	104	Gillian CARR	Vauxhall A/D Type	4	1:30.70	1 17.76	53.58
14	110	Roger TWELVETREES	Wolseley 16/20	4	1:35.37	2 22.43	50.96
15	102	Ron BIRKETT	Dodge Hornsted	5	1:35.79	5 22.85	50.74
16	105	David OZANNE	Delage Coupe De L'Auto	4	1:38.02	3 25.08	49.58

Not-Seen

101	John POLSON	Talbot 12 HP
103	Tom WALKER	Hispano-Suiza Alfonso 2Str
46	Mark WALKER	Darracq 200Hp

Car 17 - did not complete one timed lap

Start Time : 10:29

Mallory Park

24 Sep 16 10:54

Clerk of Course:

Time Issued:

Chief Timekeeper:

THESE RESULTS ARE PROVISIONAL UNTIL THE CONCLUSION OF ANY JUDICIAL AND TECHNICAL MATTERS

HS Sports Timing and Results Systems - Results and Lap Times at www.hssports.co.uk

TIMED PRACTICE

LAP TIMES - SESSION 4

15 James COLLINS

Lap	1	2	3	4	5	6	7	8	9	10
1	1:22.12	13:36.89	1:19.84	1:19.07	1:14.84	1:16.76				

44 Richard SCALDWELL

Lap	1	2	3	4	5	6	7	8	9	10
1	14:13.22	1:23.18	1:18.77	1:14.38	1:14.39					

47 Tony LEES

Lap	1	2	3	4	5	6	7	8	9	10
1	1:17.36	13:35.98	1:18.91	1:22.30						

57 Duncan PITTAWAY

Lap	1	2	3	4	5	6	7	8	9	10
1	1:16.00	13:19.28	1:12.94							

63 Hugh MACKINTOSH

Lap	1	2	3	4	5	6	7	8	9	10
1	1:29.42	13:43.54	1:24.35	1:18.82	1:22.56					

81 Clive PRESS

Lap	1	2	3	4	5	6	7	8	9	10
1	1:27.81	13:36.40	1:23.09	1:21.48	1:22.48					

84 Leslie MURRAY

Lap	1	2	3	4	5	6	7	8	9	10
1	1:22.37	1:21.26	1:19.03	1:18.23						

85 Ben COLLINGS

Lap	1	2	3	4	5	6	7	8	9	10
1	1:23.02	13:42.55	1:24.38	1:26.36	1:23.18					

87 Nicholas HILDYARD

Lap	1	2	3	4	5	6	7	8	9	10
1	1:27.45	13:48.05	1:24.50	1:24.65	1:22.99					

89 Rob HUBBARD

Lap	1	2	3	4	5	6	7	8	9	10
1	1:25.64	13:51.29	1:24.58	1:23.44	1:23.83					

90 Peter WILSON

Lap	1	2	3	4	5	6	7	8	9	10
1	1:25.18	13:59.49	1:26.79	1:26.06	1:26.89					

99 Jonathan MILLER

Lap	1	2	3	4	5	6	7	8	9	10
1	15:05.52	1:27.25	1:27.04	1:24.82						

102 Ron BIRKETT

Lap	1	2	3	4	5	6	7	8	9	10
1	1:40.92	13:53.32	1:37.09	1:36.82	1:35.79					

104 Gillian CARR

Lap	1	2	3	4	5	6	7	8	9	10
1	1:30.70	13:47.09	1:31.95	1:31.58						

105 David OZANNE

Lap	1	2	3	4	5	6	7	8	9	10
1	15:40.70	1:40.99	1:38.02	1:39.16						

110 Roger TWELVETREES

Lap	1	2	3	4	5	6	7	8	9	10
1	14:50.32	1:35.37	1:40.14	1:48.25						



The Vintage Sports-Car Club

FORMULA JUNIOR CARS

PROVISIONAL RESULT - SESSION 5

PI	No	CI	Name	Car	Laps	Time on Lap	Behind	MPH
1	33		Christopher DRAKE	Terrier Mk 4 Series 1	15	53.04	6	91.63
2	12		Stuart ROACH	Alexis Mk2	15	53.56	12	90.74
3	2		Mark WOODHOUSE	Elva 100	14	54.56	12	89.08
4	10		Mike WALKER	Bond FJ	14	54.58	13	89.04
5	25		Andrew TART	Bond FJ	14	54.74	6	88.78
6	29		William GRIMSHAW	Moorland Mk 1	8	56.01	8	86.77
7	15		Ian PHILLIPS	BMC Mk 1	13	57.21	11	84.95
8	120		John SYKES	Merlyn Mk2	13	57.64	8	84.32
9	8		Alex MORTON	Condor SII	13	57.78	11	84.11
10	23		John ARNOLD	Elva 100	13	58.17	7	83.55
11	4		Graham BARRON	Gemini MK 2	13	59.50	12	81.68
12	20		Patrick BARFORD	EFAC Stanguellini FJ	12	1:01.31	8	08.27
13	99		Simon JONES	ELVA 100	12	1:01.33	5	08.29
14	26		Roger DEXTER	Elva-DKW 100	12	1:01.56	11	08.52
15	13		Keith ROACH	Gemini Mk2	8	1:01.80	5	08.76
16	66		Tony PEARSON	Bandini FJ	12	1:04.43	6	11.39
17	47		Richard UTLEY	Caravelle Mk I	11	1:06.74	9	13.70

Start Time : 10:56

Mallory Park

24 Sep 16 11:12

Clerk of Course:

Time Issued:

Chief Timekeeper:

THESE RESULTS ARE PROVISIONAL UNTIL THE CONCLUSION OF ANY JUDICIAL AND TECHNICAL MATTERS

HS Sports Timing and Results Systems - Results and Lap Times at www.hssports.co.uk

FORMULA JUNIOR CARS

LAP TIMES - SESSION 5

2 Mark WOODHOUSE

Lap	1	2	3	4	5	6	7	8	9	10
1	57.72	56.27	55.64	57.31	56.45	56.12	55.02	55.12	54.61	55.36
11	54.69	54.56	54.91	55.14						

4 Graham BARRON

Lap	1	2	3	4	5	6	7	8	9	10
1	1:01.64	59.80	1:00.64	1:00.04	59.88	1:00.71	1:00.12	59.84	1:00.68	1:00.17
11	1:00.49	59.50	1:00.06							

8 Alex MORTON

Lap	1	2	3	4	5	6	7	8	9	10
1	1:05.38	1:00.45	59.70	58.57	58.05	59.96	59.59	58.69	58.76	1:00.19
11	57.78	59.21	58.75							

10 Mike WALKER

Lap	1	2	3	4	5	6	7	8	9	10
1	1:01.89	58.31	57.66	57.35	55.71	56.98	56.52	57.08	54.94	54.86
11	55.01	54.80	54.58	55.52						

12 Stuart ROACH

Lap	1	2	3	4	5	6	7	8	9	10
1	56.21	54.64	56.65	56.51	54.81	54.33	54.33	54.57	55.16	54.34
11	54.26	53.56	54.54	57.01	54.39					

13 Keith ROACH

Lap	1	2	3	4	5	6	7	8	9	10
1	1:10.97	1:05.23	1:06.06	1:02.24	1:01.80	1:03.24	1:03.46	1:05.09		

15 Ian PHILLIPS

Lap	1	2	3	4	5	6	7	8	9	10
1	1:01.29	1:00.93	59.75	58.23	58.07	58.77	57.95	57.70	59.84	57.51
11	57.21	58.63	58.17							

20 Patrick BARFORD

Lap	1	2	3	4	5	6	7	8	9	10
1	1:09.45	1:04.23	1:04.44	1:04.76	1:03.22	1:02.85	1:02.12	1:01.31	1:02.03	1:01.82
11	1:02.20	1:05.76								

23 John ARNOLD

Lap	1	2	3	4	5	6	7	8	9	10
1	1:01.17	59.03	59.14	58.50	59.62	58.71	58.17	58.91	58.85	59.01
11	59.40	58.40	58.27							

25 Andrew TART

Lap	1	2	3	4	5	6	7	8	9	10
1	57.44	56.29	58.05	56.96	55.24	54.74	55.66	56.01	55.38	55.65
11	55.16	56.13	55.65	55.79						

26 Roger DEXTER

Lap	1	2	3	4	5	6	7	8	9	10
1	1:09.85	1:07.50	1:06.54	1:04.90	1:05.16	1:04.62	1:05.62	1:03.38	1:03.55	1:03.03
11	1:01.56	1:02.18								

29 William GRIMSHAW

Lap	1	2	3	4	5	6	7	8	9	10
1	1:11.23	1:06.51	1:00.77	57.68	58.10	56.43	56.19	56.01		

33 Christopher DRAKE

Lap	1	2	3	4	5	6	7	8	9	10
1	56.18	54.89	54.23	54.62	53.95	53.04	54.16	54.10	53.43	53.49
11	54.12	53.22	53.17	53.13	53.51					

47 Richard UTLEY

Lap	1	2	3	4	5	6	7	8	9	10
1	1:11.55	1:12.63	1:11.16	1:09.52	1:09.57	1:11.17	1:08.57	1:08.04	1:06.74	1:09.00
11	1:08.32									

66 Tony PEARSON

Lap	1	2	3	4	5	6	7	8	9	10
1	1:08.80	1:07.08	1:05.79	1:05.60	1:04.68	1:04.43	1:05.41	1:06.11	1:06.12	1:05.89
11	1:05.25	1:04.75								

99 Simon JONES

Lap	1	2	3	4	5	6	7	8	9	10
1	1:11.34	1:04.88	1:06.71	1:01.95	1:01.33	1:03.29	1:03.42	1:05.82	1:05.01	1:03.09
11	1:02.36	1:01.78								

120 John SYKES

Lap	1	2	3	4	5	6	7	8	9	10
1	1:02.92	1:02.22	1:00.58	1:00.09	59.59	58.35	59.38	57.64	58.33	59.77
11	57.80	57.95	59.23							



The Vintage Sports-Car Club

TIMED PRACTICE

PROVISIONAL RESULT - SESSION 6

PI	No	CI Name	Car	Laps	Time on Lap	Behind	MPH
1	20	Dougal CAWLEY	GN/Ford Piglet	7	1:00.67	6	80.11
2	109	Tom WATERFIELD	GN Special	10	1:04.94	10	74.84
3	192	Mike PAINTER	MG Kayne	10	1:04.95	9	74.83
4	36	Jeffrey EDWARDS	Alvis Sports Special	10	1:05.23	8	74.51
5	12	Richard ILIFFE	Riley Kestrel 12/4 Spl	10	1:05.40	2	74.31
6	33	Alex PEACOP	Frazer Nash AC	10	1:05.43	9	74.28
7	193	Jo BLAKENEY-EDWARDS	Frazer Nash Super Sports	9	1:05.65	2	74.03
8	31	Greg LERIGO	Riley Special	10	1:06.26	6	73.35
9	50	David LEWIS	Alvis Firebird/Speed 25	10	1:06.27	8	73.34
10	196	James RICKETTS	Riley 9 Monoposto	2	1:08.26	2	71.20
11	52	James WHITMORE	Riley 12/4 Special	10	1:09.62	4	69.81
12	61	Michael NEW	Riley 12/4	9	1:11.01	9	68.44
13	30	Nicholas POWELL	Austin/MG La Special	9	1:11.19	6	68.27
14	68	Stephen RIDDINGTON	Riley 12/4 Special	9	1:12.08	7	67.43
15	43	Nicholas MORLEY	Lagonda LG45 Open 2 Se	9	1:17.16	4	62.99
16	55	David SAXL	Riley 12/4 Special	6	1:17.70	4	62.55
17	95	David BIRNAGE	Austin 7 Ulster	8	1:19.34	7	61.26

Start Time : 11:13

Mallory Park

24 Sep 16 11:29

Clerk of Course:

Time Issued:

Chief Timekeeper:

THESE RESULTS ARE PROVISIONAL UNTIL THE CONCLUSION OF ANY JUDICIAL AND TECHNICAL MATTERS

HS Sports Timing and Results Systems - Results and Lap Times at www.hssports.co.uk

TIMED PRACTICE

LAP TIMES - SESSION 6

12	Richard ILIFFE										
	Lap	1	2	3	4	5	6	7	8	9	10
	1	1:09.18	1:05.40	1:06.71	1:06.30	1:07.62	1:06.22	1:05.72	1:07.30	1:06.42	1:05.90
20	Dougal CAWLEY										
	Lap	1	2	3	4	5	6	7	8	9	10
	1	1:05.62	1:02.70	1:01.15	1:05.89	1:01.50	1:00.67	1:05.98			
30	Nicholas POWELL										
	Lap	1	2	3	4	5	6	7	8	9	10
	1	1:17.03	1:16.98	1:18.54	1:13.97	1:12.61	1:11.19	1:14.01	1:14.82	1:12.78	
31	Greg LERIGO										
	Lap	1	2	3	4	5	6	7	8	9	10
	1	1:12.36	1:06.41	1:07.19	1:08.39	1:07.83	1:06.26	1:08.47	1:11.76	1:11.30	1:12.86
33	Alex PEACOP										
	Lap	1	2	3	4	5	6	7	8	9	10
	1	1:12.10	1:10.13	1:07.25	1:06.99	1:07.69	1:07.05	1:05.85	1:06.20	1:05.43	1:05.64
36	Jeffrey EDWARDS										
	Lap	1	2	3	4	5	6	7	8	9	10
	1	1:12.46	1:07.45	1:06.73	1:08.31	1:07.05	1:06.78	1:07.52	1:05.23	1:08.05	1:10.06
43	Nicholas MORLEY										
	Lap	1	2	3	4	5	6	7	8	9	10
	1	1:21.29	1:19.41	1:17.44	1:17.16	1:19.24	1:21.99	1:20.29	1:21.07	1:20.87	
50	David LEWIS										
	Lap	1	2	3	4	5	6	7	8	9	10
	1	1:17.97	1:11.32	1:08.09	1:07.47	1:06.61	1:07.10	1:06.74	1:06.27	1:09.54	1:09.00
52	James WHITMORE										
	Lap	1	2	3	4	5	6	7	8	9	10
	1	1:11.69	1:10.26	1:10.28	1:09.62	1:12.62	1:12.53	1:10.04	1:10.54	1:11.00	1:11.24
55	David SAXL										
	Lap	1	2	3	4	5	6	7	8	9	10
	1	1:21.57	1:18.33	1:20.06	1:17.70	1:18.10	1:27.13				
61	Michael NEW										
	Lap	1	2	3	4	5	6	7	8	9	10
	1	1:12.72	1:13.52	1:12.60	1:15.98	1:13.34	1:11.64	1:13.72	1:11.34	1:11.01	
68	Stephen RIDDINGTON										
	Lap	1	2	3	4	5	6	7	8	9	10
	1	1:18.38	1:15.11	1:12.26	1:15.76	1:13.67	1:12.87	1:12.08	1:14.02	1:14.04	
95	David BIRNAGE										
	Lap	1	2	3	4	5	6	7	8	9	10
	1	1:22.04	1:22.65	1:23.65	1:20.89	1:19.88	1:20.78	1:19.34	1:20.19		

109 Tom WATERFIELD

Lap	1	2	3	4	5	6	7	8	9	10
1	1:09.75	1:06.52	1:06.21	1:06.56	1:07.58	1:06.50	1:05.52	1:05.59	1:05.96	1:04.94

192 Mike PAINTER

Lap	1	2	3	4	5	6	7	8	9	10
1	1:14.96	1:08.73	1:08.40	1:08.61	1:07.54	1:05.86	1:05.68	1:09.29	1:04.95	1:05.75

193 Jo BLAKENEY-EDWARDS

Lap	1	2	3	4	5	6	7	8	9	10
1	1:08.02	1:05.65	1:06.88	1:14.79	1:08.44	1:05.87	1:09.27	1:07.50	1:06.59	

196 James RICKETTS

Lap	1	2	3	4	5	6	7	8	9	10
1	1:11.27	1:08.26								



The Vintage Sports-Car Club

AR MOTORSPORT MORGAN CHALLENGE

PROVISIONAL RESULT - SESSION 7

PI	No	CI Name	Car	Laps	Time on Lap	Behind	MPH
1	72	Russell PATERSON	Morgan Plus 8	15	51.97	11	93.52
2	66	Andrew THOMPSON	Morgan ARV6	19	52.54	13 00.57	92.50
3	96	Shane KELLY	Morgan ARV6	17	52.77	17 00.80	92.10
4	24	Elliot PATERSON	Morgan Roadster	19	52.88	17 00.91	91.91
5	3	Stuart ANDERSON	Morgan ARV6	18	54.27	15 02.30	89.55
6	21	Craig HAMILTON SMITH	Morgan Plus 4 BabyDoll	16	54.35	16 02.38	89.42
7	46	Phill THOMAS	Morgan Plus 4 BabyDoll	17	54.39	15 02.42	89.35
8	87	Tony LEES	Morgan Plus 8	9	54.53	7 02.56	89.13
9	67	Dominic HOUSE	Morgan Roadster	17	54.66	14 02.69	88.91
10	49	Henry WILLIAMS	Morgan 4/4	17	55.68	15 03.71	87.28
11	45	Tim PARSONS	Morgan 4/4 Supersports	17	55.90	14 03.93	86.94
12	171	Alex LAIDLAW	Morgan Roadster	17	56.26	11 04.29	86.38
13	25	Tim AYRES	Morgan Plus 8	17	56.38	16 04.41	86.20
14	42	Peter COLE	Morgan Roadster	17	57.93	15 05.96	83.89
15	51	Paul BRYAN	Morgan 4/4	16	59.06	16 07.09	82.29
16	26	Greg PARNELL	Morgan Aero 8	17	59.14	5 07.17	82.18
17	50	Michele BAILEY	Morgan Plus 4	15	1:04.17	6 12.20	75.74
18	31	John BEVAN	Morgan 4/4	15	1:04.59	6 12.62	75.24

Start Time : 11:30

Mallory Park

24 Sep 16 11:52

Clerk of Course:

Time Issued:

Chief Timekeeper:

THESE RESULTS ARE PROVISIONAL UNTIL THE CONCLUSION OF ANY JUDICIAL AND TECHNICAL MATTERS

HS Sports Timing and Results Systems - Results and Lap Times at www.hssports.co.uk

AR MOTORSPORT MORGAN CHALLENGE

LAP TIMES - SESSION 7

3	Stuart ANDERSON									
Lap	1	2	3	4	5	6	7	8	9	10
1	59.63	55.70	55.55	57.40	56.14	55.60	56.56	55.40	55.84	59.30
11	56.62	55.82	54.96	55.57	54.27	54.71	55.53	55.54		
21	Craig HAMILTON SMITH									
Lap	1	2	3	4	5	6	7	8	9	10
1	1:03.06	59.29	59.47	1:03.55	55.97	56.87	55.57	55.74	56.14	3:11.70
11	56.89	55.53	58.04	55.51	54.64	54.35				
24	Elliot PATERSON									
Lap	1	2	3	4	5	6	7	8	9	10
1	59.70	55.98	54.92	56.86	54.44	54.70	53.34	53.38	56.20	56.34
11	53.18	53.11	54.33	54.79	54.89	53.16	52.88	54.36	53.29	
25	Tim AYRES									
Lap	1	2	3	4	5	6	7	8	9	10
1	1:03.72	1:01.59	1:00.75	1:00.58	1:00.92	59.11	59.39	1:00.74	1:03.45	58.31
11	1:00.31	58.99	57.80	57.07	56.72	56.38	56.71			
26	Greg PARNELL									
Lap	1	2	3	4	5	6	7	8	9	10
1	1:05.83	1:01.34	1:01.05	59.52	59.14	1:01.43	1:01.88	1:03.88	1:02.43	1:00.44
11	1:01.38	1:02.07	1:01.28	1:02.92	59.98	1:00.40	59.72			
31	John BEVAN									
Lap	1	2	3	4	5	6	7	8	9	10
1	1:07.97	1:07.04	1:09.24	1:08.35	1:06.38	1:04.59	1:04.86	1:12.25	1:05.08	1:06.03
11	1:05.80	1:05.40	1:04.80	1:04.68	1:07.87					
42	Peter COLE									
Lap	1	2	3	4	5	6	7	8	9	10
1	1:04.41	1:01.38	1:01.69	59.14	1:01.61	58.24	1:05.04	1:01.86	1:02.42	59.46
11	1:02.63	1:02.85	59.15	1:01.20	57.93	58.88	58.03			
45	Tim PARSONS									
Lap	1	2	3	4	5	6	7	8	9	10
1	1:03.43	1:01.55	1:00.36	59.36	58.40	57.54	58.41	59.41	57.90	57.07
11	57.23	57.07	57.08	55.90	57.02	56.05	56.14			
46	Phill THOMAS									
Lap	1	2	3	4	5	6	7	8	9	10
1	1:06.02	54.99	57.80	1:00.73	58.06	55.52	56.16	55.68	1:12.70	58.91
11	57.02	55.48	55.17	57.47	54.39	56.92	55.16			
49	Henry WILLIAMS									
Lap	1	2	3	4	5	6	7	8	9	10
1	58.95	57.63	56.98	59.59	55.99	55.70	57.37	56.09	57.03	56.75
11	57.28	55.94	56.41	56.20	55.68	56.18	55.70			

50	Michele BAILEY									
Lap	1	2	3	4	5	6	7	8	9	10
1	1:08.71	1:06.49	1:11.32	1:07.81	1:05.36	1:04.17	1:05.66	1:12.79	1:05.30	1:05.94
11	1:04.32	1:06.18	1:05.57	1:04.18	1:06.86					
51	Paul BRYAN									
Lap	1	2	3	4	5	6	7	8	9	10
1	1:06.95	1:03.43	1:03.48	1:04.03	1:05.99	1:03.01	1:03.24	1:02.73	1:01.56	1:01.57
11	1:01.15	1:00.63	1:00.05	1:00.37	1:00.24	59.06				
66	Andrew THOMPSON									
Lap	1	2	3	4	5	6	7	8	9	10
1	59.36	55.79	53.08	53.62	53.58	53.74	52.88	55.43	55.75	54.32
11	53.54	52.56	52.54	54.26	53.16	54.58	54.22	53.74	53.16	
67	Dominic HOUSE									
Lap	1	2	3	4	5	6	7	8	9	10
1	59.61	57.91	56.25	56.69	57.00	55.62	57.32	55.16	55.61	55.90
11	55.25	57.77	55.19	54.66	54.82	55.10	55.14			
72	Russell PATERSON									
Lap	1	2	3	4	5	6	7	8	9	10
1	55.53	53.74	53.64	53.45	54.33	53.93	52.15	52.16	52.12	52.63
11	51.97	55.25	52.26	53.10	53.69					
87	Tony LEES									
Lap	1	2	3	4	5	6	7	8	9	10
1	1:00.15	56.99	58.39	55.73	56.79	55.09	54.53	54.76	59.09	
96	Shane KELLY									
Lap	1	2	3	4	5	6	7	8	9	10
1	1:00.12	57.03	57.01	54.84	55.66	55.56	54.54	53.68	54.22	56.80
11	53.46	2:33.13	55.34	53.13	54.71	53.24	52.77			
171	Alex LAIDLAW									
Lap	1	2	3	4	5	6	7	8	9	10
1	1:00.32	58.08	1:00.51	59.93	59.28	57.36	58.60	59.41	1:00.80	56.93
11	56.26	57.12	57.65	56.94	57.55	1:01.51	1:01.42			



The Vintage Sports-Car Club

TIMED PRACTICE

PROVISIONAL RESULT - SESSION 8

PI	No	CI Name	Car	Laps	Time on Lap	Behind	MPH
1	112	Christian PEDERSON	Austin 7 Single Seater	8	1:04.08	2	75.84
2	97	Tony SEBER	Wolseley Hornet Special	6	1:05.61	2 01.53	74.07
3	91	Richard BLACK	Talbot Lago T23	4	1:12.17	1 08.09	67.34
4	114	Jo BLAKENEY-EDWARDS	Austin 7 Special	9	1:12.20	9 08.12	67.31
5	49	Chris JACKSON	Alvis Firefly Special	9	1:12.38	1 08.30	67.15
6	51	Geoff TOMS	Fiat 508S	9	1:12.45	2 08.37	67.08
7	111	Douglas MARTIN	Hillegass Sprint Car	9	1:12.91	6 08.83	66.66
8	69	Andrew CROYS DILL	Riley 12/4	9	1:14.81	1 10.73	64.96
9	76	Robert BARBET	Riley Sports	9	1:17.92	1 13.84	62.37
10	60	David ASPLIN	Austin 7 Ulster Rep	5	1:18.40	1 14.32	61.99
11	70	Roland WOODTLI	Riley 15/6 Special	8	1:24.04	2 19.96	57.83
12	94	George PARKINSON	Austin AD Tourer	7	1:25.32	1 21.24	56.96
13	198	Nick HAYWARD-COOK	Austin 7 Monoposto	2	1:28.24	1 24.16	55.08

Start Time : 11:50

Mallory Park

24 Sep 16 12:07

Clerk of Course:

Time Issued:

Chief Timekeeper:

THESE RESULTS ARE PROVISIONAL UNTIL THE CONCLUSION OF ANY JUDICIAL AND TECHNICAL MATTERS

HS Sports Timing and Results Systems - Results and Lap Times at www.hssports.co.uk

TIMED PRACTICE

LAP TIMES - SESSION 8

49 Chris JACKSON

Lap	1	2	3	4	5	6	7	8	9	10
1	1:12.38	1:13.25	1:14.91	1:15.23	1:15.91	1:16.75	1:16.66	1:17.77	1:17.30	

51 Geoff TOMS

Lap	1	2	3	4	5	6	7	8	9	10
1	1:13.45	1:12.45	1:14.30	1:17.73	1:18.04	1:16.24	1:15.56	1:14.81	1:15.44	

60 David ASPLIN

Lap	1	2	3	4	5	6	7	8	9	10
1	1:18.40	1:18.96	1:20.69	1:19.02	1:19.81					

69 Andrew CROYSBILL

Lap	1	2	3	4	5	6	7	8	9	10
1	1:14.81	1:17.24	1:18.53	1:20.71	1:19.34	1:19.63	1:16.91	1:18.80	1:17.14	

70 Roland WOODTLI

Lap	1	2	3	4	5	6	7	8	9	10
1	1:26.07	1:24.04	1:30.09	1:28.92	1:25.80	1:28.83	1:28.18	1:27.63		

76 Robert BARBET

Lap	1	2	3	4	5	6	7	8	9	10
1	1:17.92	1:19.51	1:19.40	1:21.31	1:20.84	1:19.88	1:18.10	1:20.04	1:19.18	

91 Richard BLACK

Lap	1	2	3	4	5	6	7	8	9	10
1	1:12.17	1:13.08	1:14.55	1:16.80						

94 George PARKINSON

Lap	1	2	3	4	5	6	7	8	9	10
1	1:25.32	1:25.42	1:30.59	1:30.29	1:27.01	1:27.02	1:37.71			

97 Tony SEBER

Lap	1	2	3	4	5	6	7	8	9	10
1	1:05.73	1:05.61	1:08.03	1:10.53	1:08.46	1:08.02				

111 Douglas MARTIN

Lap	1	2	3	4	5	6	7	8	9	10
1	1:15.23	1:12.98	1:14.24	1:15.94	1:13.94	1:12.91	1:17.59	1:14.15	1:21.96	

112 Christian PEDERSON

Lap	1	2	3	4	5	6	7	8	9	10
1	1:07.78	1:04.08	1:07.47	1:09.99	1:10.24	1:07.27	1:08.97	1:05.53		

114 Jo BLAKENEY-EDWARDS

Lap	1	2	3	4	5	6	7	8	9	10
1	1:16.79	1:21.51	1:25.30	1:18.47	1:15.30	1:15.82	1:13.43	1:14.08	1:12.20	

198 Nick HAYWARD-COOK

Lap	1	2	3	4	5	6	7	8	9	10
1	1:28.24	1:35.18								



The Vintage Sports-Car Club

RACE I – NOVICE SHORT SCRATCH RACE FOR PRE-WAR CARS

RESULT

Pl	No	Cl	Name	Car	Lap	Time	Behind	MPH	Best Lap on	MPH	Handicap	
1	92		Harry PAINTER	MG Kayne	10	10:38.77		76.08	1:02.30	7	78.01	
2	27		Michael JAMES	Riley 12/4 TT Sprite Replica	10	10:49.66	10.89	74.81	1:03.37	5	76.69	
3	109		Tom WATERFIELD	GN Special	10	10:52.03	13.26	74.54	1:03.58	5	76.44	
4	41		Hughie WALKER	GN Thunderbug	10	11:27.47	48.70	70.69	1:06.51	2	73.07	22.37
5	114		Jo BLAKENEY-EDWARDS	Austin 7 Special	10	11:29.61	50.84	70.47	1:07.41	6	72.10	15.51
6	65		Ralf EMMERLING	Riley Brooklands	9	10:46.27	1 Lap	67.68	1:09.58	9	69.85	20.05
7	38		David JOHNSON	Frazer Nash Super Sports	9	10:52.78	1 Lap	67.01	1:11.23	4	68.23	11.71 *
8	69		Andrew CROYS DILL	Riley 12/4	9	11:09.69	1 Lap	65.31	1:12.15	8	67.36	20.34
9	76		Robert BARBET	Riley Sports	9	11:34.78	1 Lap	62.96	1:15.43	2	64.43	15.91
10	78		Robert MOORE	Austin 7	9	11:39.96	1 Lap	62.49	1:15.65	9	64.24	19.11
11	194		Philip PARKINSON	Austin AD Tourer	8	12:08.58	2 Laps	53.36	1:27.94	5	55.26	25.06

Not Classified

42	Edward HARVEY	Riley The Densham Imp	6	7:37.36	DNF	63.76	1:12.90	3	66.67
----	---------------	-----------------------	---	---------	-----	-------	---------	---	-------

Fastest Lap

92	Harry PAINTER	MG Kayne					1:02.30	7	78.01
----	---------------	----------	--	--	--	--	---------	---	-------

Car No 41 – Time includes a 10 second jump start penalty

AWARDS

Race Winner & 1st Class C


92	Harry PAINTER	MG Kayne	
2 nd	27	Michael JAMES	Riley 12/4 TT Sprite Replica
3 rd	109	Tom WATERFIELD	GN Special (& 1 st Class D)

Other Capacity Class Winners


65	Ralf EMMERLING	Riley Brooklands	(1 st Class A)
----	----------------	------------------	---------------------------

First on Handicap

38	David JOHNSON	Frazer Nash Super Sports
----	---------------	--------------------------



RACE GRID




NOVICE SCRATCH RACE

RACE 1

ROW 6	76 01:17.920 Robert BARBET	194 01:24.720 Philip PARKINSON
ROW 5	69 01:14.810 Andrew CROYSDILL	78 01:17.100 Robert MOORE
ROW 4	65 01:12.530 Ralf EMMERLING	42 01:12.940 Edward HARVEY
ROW 3	38 01:12.170 David JOHNSON	114 01:12.200 Jo BLAKENEY-EDWARD
ROW 2	27 01:04.950 Michael JAMES	41 01:06.430 Hughie WALKER
ROW 1	92 01:02.290 Harry PAINTER	109 01:04.940 Tom WATERFIELD

POLE

Grid Used: White Markings



NOVICE SCRATCH RACE

LAP TIMES - RACE 1

27	Michael JAMES										
	Lap	1	2	3	4	5	6	7	8	9	10
	1	1:11.87	1:04.63	1:04.22	1:05.48	1:03.37	1:03.57	1:05.14	1:04.21	1:03.57	1:03.60
38	David JOHNSON										
	Lap	1	2	3	4	5	6	7	8	9	10
	1	1:19.03	1:12.26	1:12.23	1:11.23	1:11.62	1:11.54	1:11.77	1:11.73	1:11.37	
41	Hughie WALKER										
	Lap	1	2	3	4	5	6	7	8	9	10
	1	1:13.87	1:06.51	1:06.56	1:07.10	1:06.66	1:07.23	1:07.40	1:07.09	1:07.72	1:07.33
42	Edward HARVEY										
	Lap	1	2	3	4	5	6	7	8	9	10
	1	1:22.96	1:13.21	1:12.90	1:13.84	1:16.12	1:18.33				
65	Ralf EMMERLING										
	Lap	1	2	3	4	5	6	7	8	9	10
	1	1:20.14	1:13.14	1:11.19	1:10.27	1:10.27	1:10.75	1:10.53	1:10.40	1:09.58	
69	Andrew CROYSBILL										
	Lap	1	2	3	4	5	6	7	8	9	10
	1	1:24.20	1:14.40	1:14.62	1:12.83	1:12.93	1:12.84	1:12.52	1:12.15	1:13.20	
76	Robert BARBET										
	Lap	1	2	3	4	5	6	7	8	9	10
	1	1:25.77	1:15.43	1:16.83	1:16.60	1:16.27	1:16.40	1:16.23	1:15.66	1:15.59	
78	Robert MOORE										
	Lap	1	2	3	4	5	6	7	8	9	10
	1	1:25.65	1:16.90	1:16.34	1:17.04	1:16.65	1:16.24	1:16.84	1:18.65	1:15.65	
92	Harry PAINTER										
	Lap	1	2	3	4	5	6	7	8	9	10
	1	1:10.54	1:03.34	1:03.75	1:03.65	1:02.58	1:04.98	1:02.30	1:02.45	1:02.82	1:02.36
109	Tom WATERFIELD										
	Lap	1	2	3	4	5	6	7	8	9	10
	1	1:12.31	1:04.60	1:04.22	1:04.52	1:03.58	1:03.77	1:05.94	1:04.14	1:03.88	1:05.07
114	Jo BLAKENEY-EDWARDS										
	Lap	1	2	3	4	5	6	7	8	9	10
	1	1:16.65	1:08.51	1:07.69	1:08.60	1:08.24	1:07.41	1:07.72	1:07.73	1:09.06	1:08.00
194	Philip PARKINSON										
	Lap	1	2	3	4	5	6	7	8	9	10
	1	1:36.80	1:29.35	1:29.07	1:28.70	1:27.94	1:29.97	1:33.61	1:33.14		

Lap Chart

NOVICE SCRATCH RACE - RACE 1

Lap 1		Lap 2		Lap 3		Lap 4		Lap 5		Lap 6		Lap 7		Lap 8		Lap 9		Lap 10	
No	Time	No	Time	No	Time	No	Time	No	Time	No	Time	No	Time	No	Time	No	Time	No	Time
92	1:10.54	92	2:13.88	92	3:17.63	92	4:21.28	92	5:23.86	92	6:28.84	92	7:31.14	92	8:33.59	92	9:36.41	92	10:38.77
27	1:11.87	27	2:16.50	27	3:20.72	109	4:25.65	109	5:29.23	76	6:30.90 *1	69	7:31.82 *1	27	8:42.49	65	9:36.69 *1	65	10:46.27 *1
109	1:12.31	109	2:16.91	109	3:21.13	27	4:26.20	27	5:29.57	78	6:32.58 *1	194	7:31.86 *2	109	8:43.08	38	9:41.41 *1	27	10:49.66
41	1:13.87	41	2:20.38	41	3:26.94	41	4:34.04	41	5:40.70	109	6:33.00	42	7:37.36 *1	69	8:44.34 *1	27	9:46.06	109	10:52.03
114	1:16.65	114	2:25.16	114	3:32.85	194	4:35.22 *1	114	5:49.69	27	6:33.14	27	7:38.28	194	9:01.83 *2	109	9:46.96	38	10:52.78 *1
38	1:19.03	38	2:31.29	38	3:43.52	114	4:41.45	194	6:03.92 *1	41	6:47.93	109	7:38.94	41	9:02.42	69	9:56.49 *1	69	11:09.69 *1
65	1:20.14	65	2:33.28	65	3:44.47	65	4:54.74	65	6:05.01	114	6:57.10	76	7:47.30 *1	76	9:03.53 *1	41	10:10.14	41	11:27.47
42	1:22.96	42	2:36.17	42	3:49.07	38	4:54.75	38	6:06.37	65	7:15.76	78	7:48.82 *1	78	9:05.66 *1	76	10:19.19 *1	114	11:29.61
69	1:24.20	69	2:38.60	69	3:53.22	42	5:02.91	69	6:18.98	38	7:17.91	41	7:55.33	114	9:12.55	114	10:21.61	76	11:34.78 *1
78	1:25.65	76	2:41.20	76	3:58.03	69	5:06.05	42	6:19.03			114	8:04.82			78	10:24.31 *1	78	11:39.96 *1
76	1:25.77	78	2:42.55	78	3:58.89	76	5:14.63					65	8:26.29			194	10:35.44 *2	194	12:08.58 *2
194	1:36.80	194	3:06.15			78	5:15.93					38	8:29.68						



The Vintage Sports-Car Club

RACE 2 – ALL-COMERS SHORT HANDICAP RACE FOR PRE-WAR CARS (VSCC SET 6) INCORPORATING THE BURGHLEY TROPHY FOR AUSTIN 7s

RESULT

Pl	No	Cl	Name	Car	Lap	Time	Behind	MPH	Best Lap on	MPH
1	64		Edward WILLIAMS	Austin 7 Roit Ulster	8	9:57.93		68.46	1:09.15	5 70.28
2	61		Michael NEW	Riley 12/4	8	10:04.66	6.73	67.07	1:10.16	8 69.27
3	98		James RICKETTS	Austin 7 Monoposto	8	10:09.59	11.66	68.26	1:08.71	6 70.73
4	192		Mike PAINTER	MG Kayne	8	10:09.96	12.03	72.90	1:04.67	7 75.15
5	56		Duncan POTTER	MG Monthery Midget	8	10:17.51	19.58	66.18	1:11.31	4 68.15
6	71		Anne BOURSOT	MG PA	8	10:17.67	19.74	57.40	1:21.88	6 59.36
7	74		John EVERETT	Austin 7 Ulster Sport	8	10:17.93	20.00	63.43	1:14.48	5 65.25
8	78		Robert MOORE	Austin 7	8	10:18.12	20.19	62.90	1:15.31	4 64.53
9	77		Matt SHEPHERD	Austin 7	8	10:18.47	20.54	63.38	1:14.30	6 65.41
10	51		Geoff TOMS	Fiat 508S	8	10:18.83	20.90	67.17	1:09.31	5 70.12
11	195		Hugh BIRLEY	Austin 7 Ulster	8	10:22.98	25.05	66.69	1:10.81	6 68.63
12	197		John SEBER	Wolseley Hornet Special	8	10:23.14	25.21	71.34	1:05.62	3 74.06
13	60		David ASPLIN	Austin 7 Ulster Rep	8	10:23.72	25.79	62.84	1:15.49	7 64.38
14	75		Cyril HANCOCK	Fiat New Balilla	8	10:29.55	31.62	62.25	1:15.26	6 64.58
15	72		David FURNELL	Austin 7 The Toy	8	10:33.96	36.03	62.31	1:16.48	8 63.55
16	55		David SAXL	Riley 12/4 Special	8	11:06.39	1:08.46	61.09	1:16.10	2 63.86

Not Classified

42	Edward HARVEY	Riley The Densham Imp	4	5:34.91	DNF	62.73	1:15.06	2	64.75
94	George PARKINSON	Austin AD Tourer	2	2:04.62	DNF	48.79	2:04.62	1	39.00

Fastest Lap

192	Mike PAINTER	MG Kayne					1:04.67	7	75.15
-----	--------------	----------	--	--	--	--	---------	---	-------

AWARDS

Race Winner & Winner of the Burghley Trophy

64	Edward WILLIAMS	Austin 7 Roit Ulster	
2 nd	61	Michael NEW	Riley 12/4
3 rd	98	James RICKETTS	Austin 7 Monoposto
4 th	192	Mike PAINTER	MG Kayne

RACE NUMBER 2: 8 LAPS

Drop Number	Grid Row	Cars are shown with their number of credit laps ie how many laps they will start with.				Secs	
7	13	114				0.50	
6	12		195			0.40	
	11	51		98			
5	10		64			0.30	
	9	55		56			
4	8		71	1	94	1	0.25
	7	42		61			
3	6		72			0.10	
	5	192	-1	197	-1		
2	4		76		77	0.05	
	3	74		75			
	2		30	-1	60		
1	1	78				0.00	

Front Of Grid

Cars 71,94 will race for 7 laps; Cars 30,192,197 will race for 9 laps

Issue No

Signed

Handicapper

CoC

Time

HANDICAP RACE FOR PRE-WAR CARS (VSCC SET 6)

LAP TIMES - RACE 2

42 Edward HARVEY

Lap	1	2	3	4	5	6	7	8	9	10
1	1:47.15	1:15.06	1:15.81	1:16.89						

51 Geoff TOMS

Lap	1	2	3	4	5	6	7	8	9	10
1	2:03.10	1:11.86	1:09.52	1:10.46	1:09.31	1:11.46	1:11.80	1:11.32		

55 David SAXL

Lap	1	2	3	4	5	6	7	8	9	10
1	1:53.95	1:16.10	1:17.62	1:22.61	1:16.94	1:16.35	1:22.92	1:19.90		

56 Duncan POTTER

Lap	1	2	3	4	5	6	7	8	9	10
1	1:51.69	1:11.37	1:12.44	1:11.31	1:11.85	1:12.69	1:11.61	1:14.55		

60 David ASPLIN

Lap	1	2	3	4	5	6	7	8	9	10
1	1:30.53	1:17.35	1:16.70	1:15.67	1:15.94	1:16.48	1:15.49	1:15.56		

61 Michael NEW

Lap	1	2	3	4	5	6	7	8	9	10
1	1:44.76	1:11.81	1:11.21	1:12.61	1:11.60	1:10.60	1:11.91	1:10.16		

64 Edward WILLIAMS

Lap	1	2	3	4	5	6	7	8	9	10
1	1:49.31	1:09.63	1:09.36	1:09.81	1:09.15	1:09.34	1:10.68	1:10.65		

71 Anne BOURSOT

Lap	1	2	3	4	5	6	7	8	9	10
1		1:59.46	1:24.04	1:24.58	1:22.99	1:22.57	1:21.88	1:22.15		

72 David FURNELL

Lap	1	2	3	4	5	6	7	8	9	10
1	1:33.69	1:16.52	1:16.77	1:17.57	1:18.04	1:18.00	1:16.89	1:16.48		

74 John EVERETT

Lap	1	2	3	4	5	6	7	8	9	10
1	1:30.40	1:17.85	1:15.90	1:14.71	1:14.48	1:14.57	1:14.83	1:15.19		

75 Cyril HANCOCK

Lap	1	2	3	4	5	6	7	8	9	10
1	1:33.04	1:16.55	1:16.33	1:17.32	1:17.45	1:15.26	1:16.49	1:17.11		

77 Matt SHEPHERD

Lap	1	2	3	4	5	6	7	8	9	10
1	1:29.00	1:17.16	1:15.37	1:14.85	1:15.43	1:14.30	1:15.41	1:16.95		

78 Robert MOORE

Lap	1	2	3	4	5	6	7	8	9	10
1	1:22.26	1:16.19	1:15.76	1:15.31	1:15.31	1:15.74	1:16.08	1:21.47		

94	George PARKINSON										
Lap	1	2	3	4	5	6	7	8	9	10	
1		2:04.62									

98	James RICKETTS										
Lap	1	2	3	4	5	6	7	8	9	10	
1	2:01.25	1:12.34	1:09.06	1:09.01	1:08.88	1:08.71	1:10.80	1:09.54			

192	Mike PAINTER										
Lap	1	2	3	4	5	6	7	8	9	10	
1	1:04.85	1:04.83	1:05.52	1:05.19	1:05.10	1:04.67	1:06.49	1:06.80			

195	Hugh BIRLEY										
Lap	1	2	3	4	5	6	7	8	9	10	
1	2:02.29	1:12.41	1:12.17	1:11.55	1:11.61	1:10.81	1:11.12	1:11.02			

197	John SEBER										
Lap	1	2	3	4	5	6	7	8	9	10	
1	1:05.82	1:05.62	1:07.07	1:05.82	1:08.65	1:07.43	1:07.86	1:07.36			

Lap Chart

HANDICAP RACE FOR PRE-WAR CARS (VSCC SET 6) - RACE 2

Lap 1		Lap 2		Lap 3		Lap 4		Lap 5		Lap 6		Lap 7		Lap 8		Lap 9		Lap 10	
No	Time	No	Time	No	Time	No	Time	No	Time	No	Time	No	Time	No	Time	No	Time	No	Time
78	1:22.26	71	1:59.46	71	3:23.50	71	4:48.08	71	6:11.07	71	7:33.64	64	8:47.28	64	9:57.93				
77	1:29.00	98	2:01.25 *1	192	3:36.19 *1	78	5:09.52	78	6:24.83	64	7:36.60	61	8:54.50	61	10:04.66				
74	1:30.40	195	2:02.29 *1	197	3:38.95 *1	77	5:16.38	64	6:27.26	78	7:40.57	71	8:55.52	98	10:09.59				
60	1:30.53	51	2:03.10 *1	78	3:54.21	64	5:18.11	77	6:31.81	61	7:42.59	78	8:56.65	192	10:09.96				
75	1:33.04	94	2:04.62	77	4:01.53	74	5:18.86	61	6:31.99	77	7:46.11	98	9:00.05	56	10:17.51				
72	1:33.69	192	2:31.36 *1	74	4:04.15	60	5:20.25	74	6:33.34	74	7:47.91	77	9:01.52	71	10:17.67				
61	1:44.76	197	2:33.33 *1	60	4:04.58	61	5:20.39	60	6:36.19	98	7:49.25	74	9:02.74	74	10:17.93				
42	1:47.15	78	2:38.45	75	4:05.92	75	5:23.24	56	6:38.66	56	7:51.35	56	9:02.96	78	10:18.12				
64	1:49.31	77	2:46.16	72	4:06.98	72	5:24.55	98	6:40.54	60	7:52.67	192	9:03.16	77	10:18.47				
56	1:51.69	60	2:47.88	61	4:07.78	56	5:26.81	75	6:40.69	51	7:55.71	51	9:07.51	51	10:18.83				
55	1:53.95	74	2:48.25	64	4:08.30	98	5:31.66	72	6:42.59	75	7:55.95	60	9:08.16	195	10:22.98				
		75	2:49.59	56	4:15.50	42	5:34.91	51	6:44.25	192	7:56.67	195	9:11.96	197	10:23.14				
		72	2:50.21	42	4:18.02	51	5:34.94	195	6:50.03	72	8:00.59	75	9:12.44	60	10:23.72				
		61	2:56.57	98	4:22.65	195	5:38.42	192	6:52.00	195	8:00.84	197	9:15.78	75	10:29.55				
		64	2:58.94	51	4:24.48	192	5:46.90	197	7:00.49	197	8:07.92	72	9:17.48	72	10:33.96				
		42	3:02.21	195	4:26.87	55	5:50.28	55	7:07.22	55	8:23.57	55	9:46.49	55	11:06.39				
		56	3:03.06	55	4:27.67	197	5:51.84												
		55	3:10.05	192	4:41.71														
		98	3:13.59	197	4:46.02														
		195	3:14.70																
		51	3:14.96																



The Vintage Sports-Car Club

RACE 3 – RACE FOR VINTAGE RACING CARS (VSCC SET I)

RESULT

Pl	No	Cl	Name	Car	Lap	Time	Behind	MPH	Best Lap on	MPH	Handicap
1	1		Tony LEES	AC/GN Cognac	7	7:07.93		79.50	59.70	5	81.41
2	24		Charles GILLETT	Frazer Nash Super Sports	7	7:08.49	0.56	79.40	59.80	7	81.27
3	20		Dougal CAWLEY	GN/Ford Piglet	7	7:20.20	12.27	77.28	59.83	7	81.23
4	9		Nick LESTON	Lovell Elkhart Sprint Racer	7	7:26.72	18.79	76.16	1:02.39	2	77.90 9.99 *
5	35		Chris HUDSON	Bugatti T35B	7	7:41.46	33.53	73.72	1:03.67	2	76.33 15.77
6	34		Bo WILLIAMS	Bugatti T35B	7	7:57.06	49.13	71.31	1:05.54	2	74.15 18.28
7	41		Hughie WALKER	GN Thunderbug	7	7:57.11	49.18	71.30	1:06.30	4	73.30 13.01
8	96		Nick HAYWARD-COOK	Riley 9 Monoposto	7	8:00.07	52.14	70.86	1:06.06	4	73.57 17.65
9	109		Tom WATERFIELD	GN Special	7	8:04.18	56.25	70.26	1:04.74	4	75.07 31.00

Not Classified

19	Sue DARBYSHIRE	Morgan Super Aero	7	7:11.66	NCF	78.81	59.92	5	81.11
8	Tom WALKER	Amilcar-Hispano Special	4	4:08.33	DNF	78.28	1:01.22	4	79.39

Fastest Lap

1	Tony LEES	AC/GN Cognac					59.70	5	81.41
---	-----------	--------------	--	--	--	--	-------	---	-------

Car No 20 – Time includes a 10 second jump start penalty

RACE RED FLAGGED

AWARDS

Race Winner

1	Tony LEES	AC/GN Cognac	
2 nd	24 Charles GILLETT	Frazer Nash Super Sports	(& 1 st Car 1101-1500cc)
3 rd	20 Dougal CAWLEY	GN/Ford Piglet	

Other Capacity Class Winners

96	Nick HAYWARD-COOK	Riley 9 Monoposto	(1 st Car up to 1100cc)
----	-------------------	-------------------	------------------------------------

First VSCC 'Standard' Car


35	Chris HUDSON	Bugatti T35B
----	--------------	--------------

First on Handicap

9	Nick LESTON	Lovell Elkhart Sprint Racer
---	-------------	-----------------------------



RACE GRID




VINTAGE RACING CARS (VSCC SET 1)

RACE 3 - AMENDED

ROW 6		34 01:10.270 Bo WILLIAMS	
ROW 5	41 01:06.430 Hughie WALKER		96 01:06.450 Nick HAYWARD-COOK
ROW 4		8 01:04.790 Tom WALKER	109 01:04.940 Tom WATERFIELD
ROW 3	9 01:04.060 Nick LESTON		35 01:04.280 Chris HUDSON
ROW 2		19 01:01.210 Sue DARBYSHIRE	1 01:01.300 Tony LEES
ROW 1	24 00:59.960 Charles GILLETT		20 01:00.670 Dougal CAWLEY

POLE Grid Used: White Markings



VINTAGE RACING CARS (VSCC SET 1)

LAP TIMES - RACE 3

1	Tony LEES										
	Lap	1	2	3	4	5	6	7	8	9	10
	1	1:06.02	1:01.06	1:00.77	1:00.08	59.70	1:00.19	1:00.11			
8	Tom WALKER										
	Lap	1	2	3	4	5	6	7	8	9	10
	1	1:04.17	1:01.23	1:01.71	1:01.22						
9	Nick LESTON										
	Lap	1	2	3	4	5	6	7	8	9	10
	1	1:09.15	1:02.39	1:03.13	1:02.76	1:02.63	1:02.94	1:03.72			
19	Sue DARBYSHIRE										
	Lap	1	2	3	4	5	6	7	8	9	10
	1	1:08.58	1:01.46	1:00.75	1:00.07	59.92	1:00.66	1:00.22			
20	Dougal CAWLEY										
	Lap	1	2	3	4	5	6	7	8	9	10
	1	1:08.29	1:00.75	1:00.73	1:00.29	1:00.27	1:00.04	59.83			
24	Charles GILLETT										
	Lap	1	2	3	4	5	6	7	8	9	10
	1	1:07.44	1:00.52	1:00.63	1:00.09	59.96	1:00.05	59.80			
34	Bo WILLIAMS										
	Lap	1	2	3	4	5	6	7	8	9	10
	1	1:14.28	1:05.54	1:06.93	1:06.57	1:07.04	1:08.03	1:08.67			
35	Chris HUDSON										
	Lap	1	2	3	4	5	6	7	8	9	10
	1	1:11.06	1:03.67	1:05.11	1:04.60	1:05.41	1:05.40	1:06.21			
41	Hughie WALKER										
	Lap	1	2	3	4	5	6	7	8	9	10
	1	1:14.57	1:07.40	1:06.74	1:06.30	1:07.37	1:07.36	1:07.37			
96	Nick HAYWARD-COOK										
	Lap	1	2	3	4	5	6	7	8	9	10
	1	1:20.74	1:06.18	1:06.57	1:06.06	1:06.52	1:07.88	1:06.12			
109	Tom WATERFIELD										
	Lap	1	2	3	4	5	6	7	8	9	10
	1	1:31.22	1:05.63	1:04.98	1:04.74	1:06.96	1:05.42	1:05.23			

Lap Chart

VINTAGE RACING CARS (VSCC SET 1) - RACE 3

Lap 1		Lap 2		Lap 3		Lap 4		Lap 5		Lap 6		Lap 7		Lap 8		Lap 9		Lap 10	
No	Time	No	Time	No	Time	No	Time	No	Time	No	Time	No	Time	No	Time	No	Time	No	Time
8	1:04.17	8	2:05.40	8	3:07.11	1	4:07.93	1	5:07.63	1	6:07.82	1	7:07.93						
1	1:06.02	1	2:07.08	1	3:07.85	8	4:08.33	24	5:08.64	24	6:08.69	24	7:08.49						
24	1:07.44	24	2:07.96	24	3:08.59	24	4:08.68	20	5:10.33	20	6:10.37	20	7:10.20						
20	1:08.29	20	2:09.04	20	3:09.77	20	4:10.06	19	5:10.78	19	6:11.44	19	7:11.66						
19	1:08.58	19	2:10.04	19	3:10.79	19	4:10.86	9	5:20.06	9	6:23.00	9	7:26.72						
9	1:09.15	9	2:11.54	9	3:14.67	9	4:17.43	35	5:29.85	35	6:35.25	35	7:41.46						
35	1:11.06	35	2:14.73	35	3:19.84	35	4:24.44	34	5:40.36	34	6:48.39	34	7:57.06						
34	1:14.28	34	2:19.82	34	3:26.75	34	4:33.32	41	5:42.38	41	6:49.74	41	7:57.11						
41	1:14.57	41	2:21.97	41	3:28.71	41	4:35.01	96	5:46.07	96	6:53.95	96	8:00.07						
96	1:20.74	96	2:26.92	96	3:33.49	96	4:39.55	109	5:53.53	109	6:58.95	109	8:04.18						
109	1:31.22	109	2:36.85	109	3:41.83	109	4:46.57												



The Vintage Sports-Car Club

RACE 4 – THE MALLORY MUG RACE FOR STANDARD & MODIFIED PRE-WAR SPORTS CARS (VSCC SET 3)

RESULT

Pl	No	Cl	Name	Car	Lap	Time	Behind	MPH	Best Lap on	MPH	Handicap
1	39		Andrew MITCHELL	HRG 1½ Litre	9	10:05.99		72.18	1:03.69	4	76.31
2	191		Marcus BLACK	Talbot-Lago T23	9	10:07.52	1.53	72.00	1:06.08	8	73.55
3	29		Mark BRETT	Ballamy-Ford (LMB) V8 Special	9	10:08.09	2.10	71.93	1:06.27	8	73.34
4	93		Simon BLAKENEY-EDWARDS	Frazer Nash Super Sports	9	10:21.46	15.47	70.38	1:07.76	6	71.72 11.62
5	86		Steven SMITH	Hotchkiss AM80	9	10:21.79	15.80	70.35	1:07.28	9	72.24 16.27
6	37		Mark GROVES	Frazer Nash TT Rep Emeryson	9	10:22.31	16.32	70.29	1:07.08	6	72.45 18.59
7	65		Ralf EMMERLING	Riley Brooklands	9	10:43.57	37.58	67.96	1:10.14	3	69.29 12.31
8	66		Ian STANDING	Riley Brooklands	9	10:43.90	37.91	67.93	1:07.55	4	71.95 35.95
9	38		David JOHNSON	Frazer Nash Super Sports	9	10:48.17	42.18	67.48	1:09.86	4	69.57 19.43
10	32		Richard BRADLEY	Aston Martin Ulster	9	10:50.43	44.44	67.25	1:09.69	4	69.74 23.22
11	56		Duncan POTTER	MG Montlhery Midget	9	10:53.50	47.51	66.93	1:10.56	9	68.88 18.46
12	40		Simon EDWARDS	Morgan Aero Supersport	9	10:54.22	48.23	66.86	1:10.44	5	68.99 20.26
13	16		Mac HULBERT	Alvis Silver Eagle	9	11:07.36	1:01.37	65.54	1:11.15	3	68.31 27.01
14	67		Norman PEMBERTON	Talbot 95/105	8	10:09.81	1 Lap	63.76	1:12.43	7	67.10 30.37
15	74		John EVERETT	Austin 7 Ulster Sport	8	10:10.59	1 Lap	63.68	1:14.48	7	65.25 14.75 *
16	75		Cyril HANCOCK	Fiat New Balilla	8	10:42.85	1 Lap	60.48	1:17.89	6	62.40 19.73
17	80		Gordon MIDDLETON	Riley Sprite	8	11:10.73	1 Lap	57.97	1:18.66	7	61.78 41.45
18	71		Anne BOURSOT	MG PA	8	11:24.69	1 Lap	56.78	1:22.23	6	59.10 26.85
19	82		Sarah FOSTER	MG TB	7	10:18.24	2 Laps	55.03	1:25.38	6	56.92 20.58

Not Classified

73	Fred BOOTHBY	MG J2	7	8:28.35	DNF	66.92	1:10.68	2	68.76
100	Mark DOLTON	MG PB	6	8:16.66	DNF	58.71	1:11.52	3	67.95
54	David LAMB	Riley Brooklands	2	3:19.54	DNF	48.71	1:21.27	2	59.80
42	Edward HARVEY	Riley The Densham Imp	1	1:29.86	DNF	54.08		0	0.00

Fastest Lap

39	Andrew MITCHELL	HRG 1½ Litre					1:03.69	4	76.31
----	-----------------	--------------	--	--	--	--	---------	---	-------

AWARDS

Race Winner, Winner of the Mallory Mug & 1st Un-supercharged Car 1101-1500cc

39	Andrew MITCHELL	HRG 1½ Litre	
2 nd	191	Marcus BLACK	Talbot-Lago T23 (& 1 st Un-supercharged Car over 3000cc)
3 rd	29	Mark BRETT	Ballamy-Ford (LMB) V8 Special (& 1 st VSCC 'Standard' Car)

Other Capacity Class Winners

65	Ralf EMMERLING	Riley Brooklands	(1 st Un-supercharged Car up to 1100cc & 3 rd VSCC 'Standard' Car)
86	Steven SMITH	Hotchkiss AM80	(1 st Un-supercharged Car 2001-3000cc & 2 nd VSCC 'Standard' Car)

First Vintage Car

93	Simon BLAKENEY-EDWARDS	Frazer Nash Super Sports
----	------------------------	--------------------------

First on Handicap

74	John EVERETT	Austin 7 Ulster Sport
----	--------------	-----------------------

ROBERT PALMER

PARTNER OF



ST. JAMES'S PLACE
WEALTH MANAGEMENT



RACE GRID

STANDARD & MODIFIED PRE-WAR SPORTS CARS (VSCC SET 3)

RACE 4

ROW 14			
ROW 13	80 01:25.160 Gordon MIDDLETON	82 01:26.670 Sarah FOSTER	
ROW 12	79 01:18.450 Tim WADSWORTH	71 01:23.220 Anne BOURSOT	
ROW 11	66 01:15.580 Ian STANDING	75 01:16.840 Cyril HANCOCK	
ROW 10	54 01:14.110 David LAMB	74 01:15.090 John EVERETT	
ROW 9	40 01:13.160 Simon EDWARDS	67 01:13.740 Norman PEMBERTON	
ROW 8	16 01:12.910 Mac HULBERT	42 01:12.940 Edward HARVEY	
ROW 7	73 01:12.390 Fred BOOTHBY	65 01:12.530 Ralf EMMERLING	
ROW 6	32 01:12.190 Richard BRADLEY	100 01:12.330 Mark DOLTON	
ROW 5	58 01:11.720 John BRIGGS	38 01:12.170 David JOHNSON	
ROW 4	86 01:08.770 Steven SMITH	56 01:11.370 Duncan POTTER	
ROW 3	107 01:08.210 Andy BUSH	37 01:08.280 Mark GROVES	
ROW 2	29 01:05.550 Mark BRETT	93 01:07.800 Simon BLAKENEY-EDW	
ROW 1	39 01:03.910 Andrew MITCHELL	191 01:05.370 Marcus BLACK	

POLE

Grid Used: White Markings

STANDARD & MODIFIED PRE-WAR SPORTS CARS (VSCC SET 3)

LAP TIMES - RACE 4

16	Mac HULBERT										
	Lap	1	2	3	4	5	6	7	8	9	10
	1	1:24.25	1:13.18	1:11.15	1:12.19	1:11.96	1:12.60	1:13.71	1:13.32	1:15.00	
29	Mark BRETT										
	Lap	1	2	3	4	5	6	7	8	9	10
	1	1:13.64	1:06.60	1:06.42	1:07.40	1:06.60	1:06.40	1:07.01	1:06.27	1:07.75	
32	Richard BRADLEY										
	Lap	1	2	3	4	5	6	7	8	9	10
	1	1:22.45	1:11.12	1:11.58	1:09.69	1:11.20	1:11.41	1:12.09	1:10.39	1:10.50	
37	Mark GROVES										
	Lap	1	2	3	4	5	6	7	8	9	10
	1	1:15.37	1:07.73	1:07.75	1:08.54	1:09.65	1:07.08	1:08.67	1:08.61	1:08.91	
38	David JOHNSON										
	Lap	1	2	3	4	5	6	7	8	9	10
	1	1:20.14	1:10.76	1:11.51	1:09.86	1:11.88	1:10.87	1:11.82	1:10.97	1:10.36	
39	Andrew MITCHELL										
	Lap	1	2	3	4	5	6	7	8	9	10
	1	1:13.38	1:05.82	1:06.63	1:03.69	1:04.37	1:05.45	1:07.31	1:09.51	1:09.83	
40	Simon EDWARDS										
	Lap	1	2	3	4	5	6	7	8	9	10
	1	1:23.60	1:11.49	1:11.99	1:12.22	1:10.44	1:10.70	1:12.36	1:10.98	1:10.44	
42	Edward HARVEY										
	Lap	1	2	3	4	5	6	7	8	9	10
	1	1:29.86									
54	David LAMB										
	Lap	1	2	3	4	5	6	7	8	9	10
	1	1:58.27	1:21.27								
56	Duncan POTTER										
	Lap	1	2	3	4	5	6	7	8	9	10
	1	1:20.84	1:12.41	1:13.40	1:10.90	1:10.87	1:11.33	1:12.48	1:10.71	1:10.56	
65	Ralf EMMERLING										
	Lap	1	2	3	4	5	6	7	8	9	10
	1	1:20.10	1:10.37	1:10.14	1:10.41	1:10.39	1:11.18	1:10.22	1:10.14	1:10.62	
66	Ian STANDING										
	Lap	1	2	3	4	5	6	7	8	9	10
	1	1:24.94	1:11.01	1:09.31	1:07.55	1:09.44	1:12.33	1:12.46	1:08.21	1:08.65	
67	Norman PEMBERTON										
	Lap	1	2	3	4	5	6	7	8	9	10
	1	1:29.90	1:12.93	1:14.30	1:14.19	1:15.73	1:14.58	1:12.43	1:15.75		

71	Anne BOURSOT										
	Lap	1	2	3	4	5	6	7	8	9	10
	1	1:38.84	1:24.89	1:24.32	1:25.28	1:23.79	1:22.23	1:23.08	1:22.26		
73	Fred BOOTHBY										
	Lap	1	2	3	4	5	6	7	8	9	10
	1	1:19.00	1:10.68	1:11.87	1:10.75	1:12.43	1:12.49	1:11.13			
74	John EVERETT										
	Lap	1	2	3	4	5	6	7	8	9	10
	1	1:26.38	1:14.90	1:14.82	1:14.79	1:15.25	1:15.21	1:14.48	1:14.76		
75	Cyril HANCOCK										
	Lap	1	2	3	4	5	6	7	8	9	10
	1	1:29.44	1:18.69	1:18.89	1:18.76	1:19.70	1:17.89	1:17.96	1:21.52		
80	Gordon MIDDLETON										
	Lap	1	2	3	4	5	6	7	8	9	10
	1	1:41.94	1:24.44	1:22.70	1:21.83	1:22.17	1:19.60	1:18.66	1:19.39		
82	Sarah FOSTER										
	Lap	1	2	3	4	5	6	7	8	9	10
	1	1:40.60	1:25.52	1:25.99	1:26.98	1:26.73	1:25.38	1:27.04			
86	Steven SMITH										
	Lap	1	2	3	4	5	6	7	8	9	10
	1	1:16.33	1:08.29	1:08.49	1:07.93	1:09.46	1:07.78	1:08.44	1:07.79	1:07.28	
93	Simon BLAKENEY-EDWARDS										
	Lap	1	2	3	4	5	6	7	8	9	10
	1	1:12.42	1:08.99	1:08.71	1:08.22	1:09.24	1:07.76	1:08.95	1:08.82	1:08.35	
100	Mark DOLTON										
	Lap	1	2	3	4	5	6	7	8	9	10
	1	1:23.05	1:12.84	1:11.52	1:12.79	1:14.37	2:02.09				
191	Marcus BLACK										
	Lap	1	2	3	4	5	6	7	8	9	10
	1	1:11.35	1:07.07	1:07.76	1:06.28	1:06.24	1:07.89	1:07.02	1:06.08	1:07.83	

Lap Chart

STANDARD & MODIFIED PRE-WAR SPORTS CARS (VSCC SET 3) - RACE 4

Lap 1		Lap 2		Lap 3		Lap 4		Lap 5		Lap 6		Lap 7		Lap 8		Lap 9		Lap 10	
No	Time	No	Time	No	Time	No	Time	No	Time	No	Time	No	Time	No	Time	No	Time	No	Time
191	1:11.35	191	2:18.42	39	3:25.83	39	4:29.52	39	5:33.89	39	6:39.34	39	7:46.65	39	8:56.16	39	10:05.99		
93	1:12.42	39	2:19.20	191	3:26.18	82	4:32.11 *1	191	5:38.70	75	6:45.48 *1	191	7:53.61	191	8:59.69	191	10:07.52		
39	1:13.38	29	2:20.24	29	3:26.66	191	4:32.46	29	5:40.66	191	6:46.59	29	7:54.07	29	9:00.34	29	10:08.09		
29	1:13.64	93	2:21.41	93	3:30.12	29	4:34.06	93	5:47.58	29	6:47.06	75	8:03.37 *1	93	9:13.11	67	10:09.81 *1		
37	1:15.37	37	2:23.10	37	3:30.85	93	4:38.34	37	5:49.04	93	6:55.34	93	8:04.29	37	9:13.40	74	10:10.59 *1		
86	1:16.33	86	2:24.62	86	3:33.11	37	4:39.39	86	5:50.50	37	6:56.12	37	8:04.79	86	9:14.51	82	10:18.24 *2		
73	1:19.00	73	2:29.68	65	3:40.61	86	4:41.04	80	5:50.91 *1	86	6:58.28	86	8:06.72	75	9:21.33 *1	93	10:21.46		
65	1:20.10	65	2:30.47	73	3:41.55	65	4:51.02	71	5:53.33 *1	65	7:12.59	100	8:16.66 *1	65	9:32.95	86	10:21.79		
38	1:20.14	38	2:30.90	38	3:42.41	38	4:52.27	82	5:59.09 *1	80	7:13.08 *1	65	8:22.81	66	9:35.25	37	10:22.31		
56	1:20.84	56	2:33.25	32	3:45.15	73	4:52.30	65	6:01.41	66	7:14.58	38	8:26.84	38	9:37.81	75	10:42.85 *1		
32	1:22.45	32	2:33.57	66	3:45.26	66	4:52.81	66	6:02.25	38	7:15.02	66	8:27.04	32	9:39.93	65	10:43.57		
100	1:23.05	40	2:35.09	56	3:46.65	32	4:54.84	38	6:04.15	71	7:17.12 *1	73	8:28.35	56	9:42.94	66	10:43.90		
40	1:23.60	100	2:35.89	40	3:47.08	56	4:57.55	73	6:04.73	73	7:17.22	32	8:29.54	40	9:43.78	38	10:48.17		
16	1:24.25	66	2:35.95	100	3:47.41	40	4:59.30	32	6:06.04	32	7:17.45	56	8:32.23	80	9:51.34 *1	32	10:50.43		
66	1:24.94	16	2:37.43	16	3:48.58	100	5:00.20	56	6:08.42	56	7:19.75	80	8:32.68 *1	16	9:52.36	56	10:53.50		
74	1:26.38	74	2:41.28	74	3:56.10	16	5:00.77	40	6:09.74	40	7:20.44	40	8:32.80	71	10:02.43 *1	40	10:54.22		
75	1:29.44	67	2:42.83	67	3:57.13	74	5:10.89	16	6:12.73	16	7:25.33	16	8:39.04			16	11:07.36		
42	1:29.86	75	2:48.13	75	4:07.02	67	5:11.32	100	6:14.57	82	7:25.82 *1	71	8:39.35 *1			80	11:10.73 *1		
67	1:29.90	71	3:03.73	71	4:28.05	75	5:25.78	74	6:26.14	74	7:41.35	82	8:51.20 *1			71	11:24.69 *1		
71	1:38.84	82	3:06.12	80	4:29.08			67	6:27.05	67	7:41.63	67	8:54.06						
82	1:40.60	80	3:06.38									74	8:55.83						
80	1:41.94	54	3:19.54																
54	1:58.27																		



The Vintage Sports-Car Club

RACE 5 – THE AR MOTORSPORT MORGAN CHALLENGE SERIES

RESULT

Pl	No	Cl	Name	Car	Lap	Time	Behind	MPH	Best Lap on	MPH	
1	72	A	Russell PATERSON	Morgan Plus 8	23	20:26.72		91.12	52.19	9	93.12
2	24	B	Elliot PATERSON	Morgan Roadster	23	20:33.86	7.14	90.59	52.83	22	91.99
3	66	B	Andrew THOMPSON	Morgan ARV6	23	20:34.62	7.90	90.54	52.28	22	92.96
4	87	B	Tony LEES	Morgan Plus 8	23	20:35.66	8.94	90.46	52.64	10	92.33
5	46	B	Phill THOMAS	Morgan Plus 4 BabyDoll	23	20:57.05	30.33	88.92	53.47	17	90.89
6	21	B	Craig HAMILTON SMITH	Morgan Plus 4 BabyDoll	23	20:57.40	30.68	88.90	53.18	19	91.39
7	67	B	Dominic HOUSE	Morgan Roadster	23	21:13.76	47.04	87.76	54.31	21	89.49
8	3	B	Stuart ANDERSON	Morgan ARV6	23	21:22.41	55.69	87.16	54.32	22	89.47
9	96	B	Shane KELLY	Morgan ARV6	22	20:27.58	1 Lap	87.10	52.34	21	92.85
10	45	R	Tim PARSONS	Morgan 4/4 Supersports	22	20:29.02	1 Lap	87.00	54.37	19	89.39
11	49	D	Henry WILLIAMS	Morgan 4/4	22	20:56.17	1 Lap	85.12	55.59	17	87.43
12	25	C	Tim AYRES	Morgan Plus 8	22	21:14.74	1 Lap	83.88	55.87	10	86.99
13	26	B	Greg PARNELL	Morgan Aero 8	22	21:20.14	1 Lap	83.52	56.66	16	85.77
14	42	R	Peter COLE	Morgan Roadster	22	21:22.18	1 Lap	83.39	56.10	16	86.63
15	171	R	Alex LAIDLAW	Morgan Roadster	22	21:22.85	1 Lap	83.35	56.16	20	86.54
16	51	D	Paul BRYAN	Morgan 4/4	21	21:26.15	2 Laps	79.35	58.74	18	82.74
17	50	E	Michele BAILEY	Morgan Plus 4	20	21:10.55	3 Laps	76.50	1:00.74	20	80.01
18	31	D	John BEVAN	Morgan 4/4	20	21:18.26	3 Laps	76.04	1:00.86	4	79.86

Fastest Lap

72	A	Russell PATERSON	Morgan Plus 8	52.19	9	93.12
66	B	Andrew THOMPSON	Morgan ARV6	52.28	22	92.96
25	C	Tim AYRES	Morgan Plus 8	55.87	10	86.99
49	D	Henry WILLIAMS	Morgan 4/4	55.59	17	87.43
50	E	Michele BAILEY	Morgan Plus 4	1:00.74	20	80.01
45	R	Tim PARSONS	Morgan 4/4 Supersports	54.37	19	89.39

AWARDS

Race Winner & 1st Class A

72	A	Russell PATERSON	Morgan Plus 8	
2 nd	24	B	Elliot PATERSON	Morgan Roadster
3 rd	66	B	Andrew THOMPSON	Morgan ARV6

(& 1st Class B)


Other Class Winners

25	C	Tim AYRES	Morgan Plus 8
49	D	Henry WILLIAMS	Morgan 4/4
50	E	Michele BAILEY	Morgan Plus 4
45	R	Tim PARSONS	Morgan 4/4 Supersports





RACE GRID



AR MOTORSPORT MORGAN CHALLENGE SERIES

RACE 5

ROW 10



ROW 9

50 01:04.170
Michele BAILEY

31 01:04.590
John BEVAN

ROW 8

51 00:59.060
Paul BRYAN

26 00:59.140
Greg PARNELL

ROW 7

25 00:56.380
Tim AYRES

42 00:57.930
Peter COLE

ROW 6

45 00:55.900
Tim PARSONS

171 00:56.260
Alex LAIDLAW

ROW 5

67 00:54.660
Dominic HOUSE

49 00:55.680
Henry WILLIAMS

ROW 4

46 00:54.390
Phill THOMAS

87 00:54.530
Tony LEES

ROW 3

3 00:54.270
Stuart ANDERSON

21 00:54.350
Craig HAMILTON SMITH

ROW 2

96 00:52.770
Shane KELLY

24 00:52.880
Elliot PATERSON


ROW 1

72 00:51.970
Russell PATERSON

66 00:52.540
Andrew THOMPSON

POLE

Grid Used: White Markings



AR MOTORSPORT MORGAN CHALLENGE SERIES

LAP TIMES - RACE 5

3 Stuart ANDERSON

Lap	1	2	3	4	5	6	7	8	9	10
1	1:04.07	54.89	54.79	55.05	56.50	55.21	55.86	55.55	56.13	55.65
11	55.12	55.62	55.39	55.57	56.18	55.64	56.94	54.63	54.38	54.57
21	54.48	54.32	55.87							

21 Craig HAMILTON SMITH

Lap	1	2	3	4	5	6	7	8	9	10
1	1:03.83	54.48	54.50	54.30	54.41	54.02	53.74	54.95	54.50	54.56
11	54.20	54.48	54.04	54.76	54.35	54.89	53.25	54.13	53.18	54.10
21	53.99	54.50	54.24							

24 Elliot PATERSON

Lap	1	2	3	4	5	6	7	8	9	10
1	1:00.05	53.37	53.97	52.85	53.42	53.05	54.09	53.02	52.90	53.03
11	53.16	54.61	54.51	53.10	53.00	54.00	52.94	53.01	53.61	53.37
21	53.11	52.83	52.86							

25 Tim AYRES

Lap	1	2	3	4	5	6	7	8	9	10
1	1:08.43	58.13	57.50	58.78	58.45	57.68	58.06	56.62	57.00	55.87
11	57.48	57.95	57.60	57.06	57.09	56.29	58.45	57.52	57.19	56.64
21	57.16	57.79								

26 Greg PARNELL

Lap	1	2	3	4	5	6	7	8	9	10
1	1:07.89	57.90	57.38	57.19	58.12	58.94	57.74	58.09	58.03	57.60
11	58.70	58.23	57.14	57.60	59.75	56.66	57.23	57.73	56.96	56.75
21	57.37	57.14								

31 John BEVAN

Lap	1	2	3	4	5	6	7	8	9	10
1	1:13.28	1:01.40	1:01.66	1:00.86	1:02.80	1:05.06	1:03.89	1:04.88	1:04.15	1:03.87
11	1:05.98	1:05.16	1:03.04	1:03.76	1:03.51	1:04.89	1:03.03	1:01.94	1:02.28	1:02.82

42 Peter COLE

Lap	1	2	3	4	5	6	7	8	9	10
1	1:07.70	57.46	58.08	58.93	58.49	57.83	58.26	59.26	57.93	58.36
11	58.23	57.82	58.45	56.58	58.26	56.10	57.89	58.02	57.18	56.10
21	58.05	57.20								

45 Tim PARSONS

Lap	1	2	3	4	5	6	7	8	9	10
1	1:04.37	56.34	55.33	55.29	55.81	55.09	55.51	55.45	55.73	55.29
11	55.44	55.13	55.31	55.63	56.22	55.89	56.10	55.45	54.37	54.82
21	55.15	55.30								

46 Phill THOMAS

Lap	1	2	3	4	5	6	7	8	9	10
-----	---	---	---	---	---	---	---	---	---	----

1	1:03.08	54.06	53.93	54.10	54.68	54.82	53.99	54.77	54.86	54.40
11	54.24	54.56	54.16	54.53	54.49	53.97	53.47	54.29	53.64	54.28
21	54.08	54.48	54.17							

49 Henry WILLIAMS

Lap	1	2	3	4	5	6	7	8	9	10
1	1:06.95	55.95	55.76	56.51	56.11	57.62	56.33	55.83	55.92	58.08
11	56.71	56.32	56.15	56.65	58.92	58.48	55.59	55.76	56.69	56.63
21	56.52	56.69								

50 Michele BAILEY

Lap	1	2	3	4	5	6	7	8	9	10
1	1:12.17	1:01.29	1:01.55	1:01.68	1:02.20	1:03.81	1:02.28	1:03.56	1:03.72	1:04.93
11	1:05.16	1:04.37	1:04.00	1:03.40	1:03.20	1:03.18	1:03.67	1:03.06	1:02.58	1:00.74

51 Paul BRYAN

Lap	1	2	3	4	5	6	7	8	9	10
1	1:10.72	58.89	59.42	1:00.32	1:02.20	1:01.06	1:05.15	1:00.45	1:00.97	1:01.99
11	59.89	1:00.42	1:03.72	1:02.00	59.55	59.79	1:01.00	58.74	58.83	59.78
21	1:01.26									

66 Andrew THOMPSON

Lap	1	2	3	4	5	6	7	8	9	10
1	1:00.52	53.59	54.06	52.98	53.35	53.32	53.83	53.58	52.58	52.92
11	53.23	54.01	54.82	53.81	53.53	53.56	53.06	53.56	53.45	53.13
21	52.36	52.28	53.09							

67 Dominic HOUSE

Lap	1	2	3	4	5	6	7	8	9	10
1	1:05.28	54.71	54.76	54.35	55.34	54.83	54.35	54.89	54.81	55.52
11	54.75	54.87	54.32	54.78	54.63	55.53	54.89	55.38	56.29	54.91
21	54.31	54.82	55.44							

72 Russell PATERSON

Lap	1	2	3	4	5	6	7	8	9	10
1	58.79	52.99	52.81	53.18	53.29	53.41	53.33	52.39	52.19	53.85
11	53.03	53.11	53.83	52.64	53.19	53.79	53.17	53.28	53.32	52.51
21	52.49	53.23	52.90							

87 Tony LEES

Lap	1	2	3	4	5	6	7	8	9	10
1	1:00.77	54.22	53.46	53.14	53.30	53.25	53.79	53.55	52.80	52.64
11	53.42	53.89	54.89	53.72	53.53	53.57	53.30	53.27	53.61	53.05
21	52.87	52.98	52.64							

96 Shane KELLY

Lap	1	2	3	4	5	6	7	8	9	10
1	1:01.09	54.21	53.62	53.00	1:32.58	1:00.60	53.71	53.30	54.77	53.60
11	53.79	53.63	53.05	53.64	54.02	53.19	52.92	52.77	52.77	52.55
21	52.34	52.43								

171 Alex LAIDLAW

Lap	1	2	3	4	5	6	7	8	9	10
1	1:08.83	58.39	57.87	58.15	58.64	57.82	58.14	58.58	57.90	59.26

11	57.53	57.66	58.31	57.01	57.96	56.52	57.71	58.24	56.85	56.16
21	58.20	57.12								

Lap Chart

AR MOTORSPORT MORGAN CHALLENGE SERIES - RACE 5

Lap 1		Lap 2		Lap 3		Lap 4		Lap 5		Lap 6		Lap 7		Lap 8		Lap 9		Lap 10	
No	Time	No	Time	No	Time	No	Time	No	Time	No	Time	No	Time	No	Time	No	Time	No	Time
72	58.79	72	1:51.78	72	2:44.59	72	3:37.77	72	4:31.06	72	5:24.47	72	6:17.80	72	7:10.19	72	8:02.38	72	8:56.23
24	1:00.05	24	1:53.42	24	2:47.39	24	3:40.24	24	4:33.66	24	5:26.71	24	6:20.80	24	7:13.82	24	8:06.72	96	8:56.88 *1
66	1:00.52	66	1:54.11	66	2:48.17	66	3:41.15	66	4:34.50	66	5:27.82	66	6:21.65	66	7:15.23	66	8:07.81	24	8:59.75
87	1:00.77	87	1:54.99	87	2:48.45	87	3:41.59	87	4:34.89	87	5:28.14	87	6:21.93	87	7:15.48	87	8:08.28	66	9:00.73
96	1:01.09	96	1:55.30	96	2:48.92	96	3:41.92	46	4:39.85	46	5:34.67	50	6:22.70 *1	51	7:17.76 *1	51	8:18.21 *1	87	9:00.92
46	1:03.08	46	1:57.14	46	2:51.07	46	3:45.17	21	4:41.52	21	5:35.54	31	6:25.06 *1	46	7:23.43	46	8:18.29	46	9:12.69
21	1:03.83	21	1:58.31	21	2:52.81	21	3:47.11	67	4:44.44	67	5:39.27	46	6:28.66	21	7:24.23	21	8:18.73	21	9:13.29
3	1:04.07	3	1:58.96	3	2:53.75	3	3:48.80	3	4:45.30	3	5:40.51	21	6:29.28	50	7:24.98 *1	67	8:23.32	67	9:18.84
45	1:04.37	67	1:59.99	67	2:54.75	67	3:49.10	45	4:47.14	45	5:42.23	67	6:33.62	67	7:28.51	3	8:28.05	51	9:19.18 *1
67	1:05.28	45	2:00.71	45	2:56.04	45	3:51.33	49	4:51.28	49	5:48.90	3	6:36.37	31	7:28.95 *1	50	8:28.54 *1	3	9:23.70
49	1:06.95	49	2:02.90	49	2:58.66	49	3:55.17	26	4:58.48	26	5:57.42	45	6:37.74	3	7:31.92	45	8:28.92	45	9:24.21
42	1:07.70	42	2:05.16	26	3:03.17	26	4:00.36	42	5:00.66	42	5:58.49	49	6:45.23	45	7:33.19	31	8:33.83 *1	50	9:32.26 *1
26	1:07.89	26	2:05.79	42	3:03.24	42	4:02.17	25	5:01.29	25	5:58.97	26	6:55.16	49	7:41.06	49	8:36.98	49	9:35.06
25	1:08.43	25	2:06.56	25	3:04.06	25	4:02.84	171	5:01.88	171	5:59.70	42	6:56.75	26	7:53.25	25	8:50.65	31	9:37.98 *1
171	1:08.83	171	2:07.22	171	3:05.09	171	4:03.24	51	5:11.55	51	6:12.61	25	6:57.03	25	7:53.65	26	8:51.28	25	9:46.52
51	1:10.72	51	2:09.61	51	3:09.03	51	4:09.35	96	5:14.50	96	6:15.10	171	6:57.84	42	7:56.01	42	8:53.94	26	9:48.88
50	1:12.17	50	2:13.46	50	3:15.01	50	4:16.69	50	5:18.89	50	6:20.00	96	7:08.81	171	7:56.42	171	8:54.32		
31	1:13.28	31	2:14.68	31	3:16.34	31	4:17.20	31	5:20.00					96	8:02.11				

Lap Chart

AR MOTORSPORT MORGAN CHALLENGE SERIES - RACE 5

Lap 11		Lap 12		Lap 13		Lap 14		Lap 15		Lap 16		Lap 17		Lap 18		Lap 19		Lap 20	
No	Time	No	Time	No	Time	No	Time	No	Time	No	Time	No	Time	No	Time	No	Time	No	Time
72	9:49.26	72	10:42.37	72	11:36.20	72	12:28.84	72	13:22.03	72	14:15.82	72	15:08.99	72	16:02.27	72	16:55.59	72	17:48.10
96	9:50.48 *1	25	10:44.00 *1	96	11:37.90 *1	96	12:30.95 *1	96	13:24.59 *1	96	14:18.61 *1	96	15:11.80 *1	31	16:03.30 *3	96	16:57.49 *1	96	17:50.26 *1
42	9:52.30 *1	96	10:44.27 *1	25	11:41.95 *1	24	12:35.13	51	13:25.20 *2	49	14:19.81 *1	24	15:15.07	96	16:04.72 *1	50	17:00.50 *3	24	17:55.06
24	9:52.91	24	10:47.52	24	11:42.03	66	12:36.60	24	13:28.13	24	14:22.13	66	15:16.75	24	16:08.08	24	17:01.69	66	17:56.89
171	9:53.58 *1	26	10:47.58 *1	50	11:42.35 *2	87	12:36.84	66	13:30.13	66	14:23.69	87	15:17.24	66	16:10.31	66	17:03.76	87	17:57.17
66	9:53.96	66	10:47.97	66	11:42.79	25	12:39.55 *1	87	13:30.37	87	14:23.94	49	15:18.29 *1	87	16:10.51	87	17:04.12	50	18:04.17 *3
87	9:54.34	87	10:48.23	87	11:43.12	26	12:42.95 *1	25	13:36.61 *1	51	14:27.20 *2	51	15:26.75 *2	49	16:13.88 *1	31	17:08.19 *3	49	18:06.33 *1
46	10:06.93	42	10:50.53 *1	26	11:45.81 *1	50	12:46.72 *2	26	13:40.55 *1	25	14:33.70 *1	25	15:29.99 *1	46	16:26.40	49	17:09.64 *1	31	18:11.22 *3
21	10:07.49	171	10:51.11 *1	31	11:47.83 *2	42	12:46.80 *1	42	13:43.38 *1	46	14:38.64	46	15:32.11	51	16:26.54 *2	46	17:20.04	46	18:14.32
67	10:13.59	46	11:01.49	42	11:48.35 *1	171	12:47.08 *1	171	13:44.09 *1	21	14:40.01	21	15:33.26	21	16:27.39	21	17:20.57	21	18:14.67
3	10:18.82	21	11:01.97	171	11:48.77 *1	46	12:50.18	46	13:44.67	26	14:40.30 *1	26	15:36.96 *1	25	16:28.44 *1	25	17:25.96 *1	25	18:23.15 *1
45	10:19.65	67	11:08.46	46	11:55.65	21	12:50.77	21	13:45.12	42	14:41.64 *1	42	15:37.74 *1	26	16:34.19 *1	51	17:27.54 *2	51	18:26.28 *2
51	10:21.17 *1	3	11:14.44	21	11:56.01	31	12:52.99 *2	50	13:50.72 *2	171	14:42.05 *1	171	15:38.57 *1	42	16:35.63 *1	26	17:31.92 *1	26	18:28.88 *1
49	10:31.77	45	11:14.78	67	12:02.78	67	12:57.56	67	13:52.19	67	14:47.72	67	15:42.61	171	16:36.28 *1	42	17:33.65 *1	67	18:29.19
50	10:37.19 *1	51	11:21.06 *1	3	12:09.83	3	13:05.40	31	13:56.03 *2	50	14:54.12 *2	45	15:53.93	67	16:37.99	67	17:34.28	42	18:30.83 *1
31	10:41.85 *1	49	11:28.09	45	12:10.09	45	13:05.72	3	14:01.58	3	14:57.22	3	15:54.16	3	16:48.79	171	17:34.52 *1	171	18:31.37 *1
				51	12:21.48 *1	49	13:20.89	45	14:01.94	45	14:57.83	50	15:57.32 *2	45	16:49.38	3	17:43.17	3	18:37.74
				49	12:24.24					31	14:59.79 *2					45	17:43.75	45	18:38.57

Lap Chart

AR MOTORSPORT MORGAN CHALLENGE SERIES - RACE 5

Lap 21		Lap 22		Lap 23		Lap 24		Lap 25		Lap 26		Lap 27		Lap 28		Lap 29		Lap 30	
No	Time	No	Time	No	Time	No	Time	No	Time	No	Time	No	Time	No	Time	No	Time	No	Time
72	18:40.59	72	19:33.82	72	20:26.72														
96	18:42.81 *1	96	19:35.15 *1	96	20:27.58 *1														
24	18:48.17	24	19:41.00	45	20:29.02 *1														
66	18:49.25	66	19:41.53	24	20:33.86														
87	18:50.04	87	19:43.02	66	20:34.62														
49	19:02.96 *1	49	19:59.48 *1	87	20:35.66														
50	19:07.23 *3	46	20:02.88	49	20:56.17 *1														
46	19:08.40	21	20:03.16	46	20:57.05														
21	19:08.66	50	20:09.81 *3	21	20:57.40														
31	19:13.16 *3	31	20:15.44 *3	50	21:10.55 *3														
25	19:19.79 *1	25	20:16.95 *1	67	21:13.76														
67	19:23.50	67	20:18.32	25	21:14.74 *1														
51	19:25.11 *2	26	20:23.00 *1	31	21:18.26 *3														
26	19:25.63 *1	51	20:24.89 *2	26	21:20.14 *1														
42	19:26.93 *1	42	20:24.98 *1	42	21:22.18 *1														
171	19:27.53 *1	171	20:25.73 *1	3	21:22.41														
3	19:32.22	3	20:26.54	171	21:22.85 *1														
45	19:33.72			51	21:26.15 *2														



The Vintage Sports-Car Club

RACE 6 – THE BOB GERARD MEMORIAL & ROBERT ASHLEY TROPHIES RACE FOR PRE-1961 RACING CARS (VSCC SET 2)

RESULT

Pl	No	Cl	Name	Car	Lap	Time	Behind	MPH	Best Lap on	MPH	Handicap	
1	4		Nicholas TOPLISS	ERA R4A	15	14:28.27		83.96	56.29	2	86.34	
2	3		Duncan RICKETTS	Alta 2 Litre	15	14:41.50	13.23	82.70	56.79	3	85.58	
3	6		Terry CRABB	ERA R12C	15	15:08.30	40.03	80.26	58.75	2	82.72	
4	7		Julian GRIMWADE	Frazer Nash Norris Special	15	15:09.63	41.36	80.14	58.71	2	82.78	28.98
5	23		Matt RICKETTS	Cooper T41	15	15:19.55	51.28	79.28	59.64	8	81.49	24.95
6	14		Tim GREENHILL	Wolseley Hornet Special	15	15:26.82	58.55	78.66	1:00.67	6	80.11	16.77*
7	10		Julian WILTON	Cooper Bristol Mk II	14	14:31.26	1 Lap	78.09	1:00.39	2	80.48	25.80
8	112		Christian PEDERSEN	Austin 7 Single Seater	14	14:31.85	1 Lap	78.04	1:00.23	12	80.69	28.63

Not Classified

21	Stephen SHOOSMITH	Bugatti T51	10	10:26.01	DNF	77.63	1:01.16	7	79.46
----	-------------------	-------------	----	----------	-----	-------	---------	---	-------

Fastest Lap

4	Nicholas TOPLISS	ERA R4A					56.29	2	86.34
---	------------------	---------	--	--	--	--	-------	---	-------

AWARDS

Race Winner & Winner of the Bob Gerard Memorial Trophy

4	Nicholas TOPLISS	ERA R4A	
2 nd	3	Duncan RICKETTS	Alta 2 Litre
3 rd	6	Terry CRABB	ERA R12C

Winner of the Robert Ashley Trophy

10	Julian WILTON	Cooper Bristol Mk II
----	---------------	----------------------

First Un-supercharged Pre-war Car

7	Julian GRIMWADE	Frazer Nash Norris Special
---	-----------------	----------------------------


First on Handicap

14	Tim GREENHILL	Wolseley Hornet Special
----	---------------	-------------------------

HAGERTY
CLASSIC CAR INSURANCE



RACE GRID



PRE-1961 RACING CARS (VSCC SET 2)

RACE 6

ROW 6		26 01:06.280 Simon STOKES	
ROW 5	21 01:01.820 Stephen SHOOSMITH		112 01:04.080 Christian PEDERSON
ROW 4		14 01:00.420 Tim GREENHILL	10 01:01.140 Julian WILTON
ROW 3	6 00:59.410 Terry CRABB		7 01:00.160 Julian GRIMWADE
ROW 2		3 00:58.240 Duncan RICKETTS	23 00:59.170 Matt RICKETTS
ROW 1	4 00:57.040 Nicholas TOPLISS		2 00:58.050 Tom DARK

POLE Grid Used: White Markings

PRE-1961 RACING CARS (VSCC SET 2)

LAP TIMES - RACE 6

3	Duncan RICKETTS									
Lap	1	2	3	4	5	6	7	8	9	10
1	1:04.76	57.10	56.79	57.68	57.36	57.52	58.16	58.17	57.55	57.85
11	59.04	59.20	59.48	1:00.03	1:00.81					

4	Nicholas TOPLISS									
Lap	1	2	3	4	5	6	7	8	9	10
1	1:02.55	56.29	57.47	57.75	57.68	57.68	57.93	58.23	57.96	57.91
11	57.52	57.02	57.41	57.37	57.50					

6	Terry CRABB									
Lap	1	2	3	4	5	6	7	8	9	10
1	1:05.72	58.75	1:00.03	1:00.04	1:00.31	1:01.32	1:01.46	1:00.84	1:00.63	59.99
11	1:00.39	1:00.21	59.72	59.22	59.67					

7	Julian GRIMWADE									
Lap	1	2	3	4	5	6	7	8	9	10
1	1:06.25	58.71	1:00.07	1:00.09	1:00.36	1:01.03	1:01.79	1:01.12	1:00.49	59.94
11	1:00.30	59.82	59.88	59.94	59.84					

10	Julian WILTON									
Lap	1	2	3	4	5	6	7	8	9	10
1	1:08.15	1:00.39	1:00.83	1:01.66	1:01.69	1:00.89	1:04.22	1:03.00	1:01.85	1:02.93
11	1:01.12	1:01.40	1:00.81	1:02.32						

14	Tim GREENHILL									
Lap	1	2	3	4	5	6	7	8	9	10
1	1:09.02	1:01.00	1:01.95	1:00.90	1:01.00	1:00.67	1:01.13	1:01.29	1:01.33	1:01.36
11	1:01.04	1:00.99	1:01.12	1:02.22	1:01.80					

21	Stephen SHOOSMITH									
Lap	1	2	3	4	5	6	7	8	9	10
1	1:10.16	1:01.91	1:01.34	1:02.44	1:01.59	1:01.26	1:01.16	1:01.71	1:01.77	1:02.67

23	Matt RICKETTS									
Lap	1	2	3	4	5	6	7	8	9	10
1	1:09.60	1:01.22	1:00.68	1:00.84	1:00.75	1:00.74	1:01.19	59.64	59.64	1:00.28
11	1:00.37	59.92	1:01.03	1:01.28	1:02.37					

112	Christian PEDERSON									
Lap	1	2	3	4	5	6	7	8	9	10
1	1:11.81	1:01.99	1:01.43	1:01.29	1:01.06	1:01.38	1:01.52	1:01.38	1:01.94	1:02.65
11	1:01.72	1:00.23	1:02.00	1:01.45						

Lap Chart

PRE-1961 RACING CARS (VSCC SET 2) - RACE 6

Lap 1		Lap 2		Lap 3		Lap 4		Lap 5		Lap 6		Lap 7		Lap 8		Lap 9		Lap 10	
No	Time	No	Time	No	Time	No	Time	No	Time	No	Time	No	Time	No	Time	No	Time	No	Time
4	1:02.55	4	1:58.84	4	2:56.31	4	3:54.06	4	4:51.74	4	5:49.42	4	6:47.35	4	7:45.58	4	8:43.54	4	9:41.45
3	1:04.76	3	2:01.86	3	2:58.65	3	3:56.33	3	4:53.69	3	5:51.21	3	6:49.37	3	7:47.54	3	8:45.09	3	9:42.94
6	1:05.72	6	2:04.47	6	3:04.50	6	4:04.54	6	5:04.85	6	6:06.17	6	7:07.63	6	8:08.47	6	9:09.10	6	10:09.09
7	1:06.25	7	2:04.96	7	3:05.03	7	4:05.12	7	5:05.48	7	6:06.51	7	7:08.30	7	8:09.42	7	9:09.91	7	10:09.85
10	1:08.15	10	2:08.54	10	3:09.37	10	4:11.03	10	5:12.72	10	6:13.61	23	7:15.02	23	8:14.66	23	9:14.30	23	10:14.58
14	1:09.02	14	2:10.02	23	3:11.50	23	4:12.34	23	5:13.09	23	6:13.83	14	7:15.67	14	8:16.96	14	9:18.29	14	10:19.65
23	1:09.60	23	2:10.82	14	3:11.97	14	4:12.87	14	5:13.87	14	6:14.54	10	7:17.83	10	8:20.83	10	9:22.68	10	10:25.61
21	1:10.16	21	2:12.07	21	3:13.41	21	4:15.85	21	5:17.44	21	6:18.70	21	7:19.86	21	8:21.57	21	9:23.34	21	10:26.01
112	1:11.81	112	2:13.80	112	3:15.23	112	4:16.52	112	5:17.58	112	6:18.96	112	7:20.48	112	8:21.86	112	9:23.80	112	10:26.45

Lap Chart

PRE-1961 RACING CARS (VSCC SET 2) - RACE 6

Lap 11		Lap 12		Lap 13		Lap 14		Lap 15		Lap 16		Lap 17		Lap 18		Lap 19		Lap 20	
No	Time	No	Time	No	Time	No	Time	No	Time	No	Time	No	Time	No	Time	No	Time	No	Time
4	10:38.97	4	11:35.99	4	12:33.40	4	13:30.77	4	14:28.27										
3	10:41.98	3	11:41.18	3	12:40.66	3	13:40.69	10	14:31.26 *1										
6	11:09.48	6	12:09.69	6	13:09.41	6	14:08.63	112	14:31.85 *1										
7	11:10.15	7	12:09.97	7	13:09.85	7	14:09.79	3	14:41.50										
23	11:14.95	23	12:14.87	23	13:15.90	23	14:17.18	6	15:08.30										
14	11:20.69	14	12:21.68	14	13:22.80	14	14:25.02	7	15:09.63										
10	11:26.73	10	12:28.13	10	13:28.94			23	15:19.55										
112	11:28.17	112	12:28.40	112	13:30.40			14	15:26.82										



The Vintage Sports-Car Club

RACE 7 – THE MALLORY PARK TROPHY RACE FOR SPECIAL PRE-WAR SPORTS-CARS (VSCC SET 4)

RESULT

Pl	No	Cl	Name	Car	Lap	Time	Behind	MPH	Best Lap on	MPH	Handicap
1	20		Dougal CAWLEY	GN/Ford Piglet	11	11:46.67		75.65	1:02.23	3	78.10
2	39		Andrew MITCHELL	HRG 1½ Litre	11	11:54.84	8.17	74.79	1:01.99	3	78.40
3	12		Richard ILIFFE	Riley Kestrel 12/4 Special	11	12:05.46	18.79	73.69	1:03.39	9	76.67
4	29		Mark BRETT	Ballamy-Ford (LMB) V8 Special	11	12:05.98	19.31	73.64	1:04.53	9	75.31 16.15 *
5	36		Jeffrey EDWARDS	Alvis Sports Special	11	12:16.71	30.04	72.57	1:05.06	7	74.70 21.05
6	33		Alex PEACOP	Frazer Nash AC	11	12:28.46	41.79	71.43	1:05.33	3	74.39 29.83
7	193		Jo BLAKENEY-EDWARDS	Frazer Nash Super Sports	11	12:31.59	44.92	71.13	1:05.85	7	73.80 27.24
8	50		David LEWIS	Alvis Firebird/Speed 25	11	12:31.72	45.05	71.12	1:05.83	8	73.83 27.59
9	31		Greg LERIGO	Riley Special	11	12:54.99	1:08.32	68.98	1:07.09	6	72.44 37.00
10	61		Michael NEW	Riley 12/4	10	12:12.88	1 Lap	66.31	1:10.21	3	69.22 30.78
11	68		Stephen RIDDINGTON	Riley 12/4 Special	10	12:20.54	1 Lap	65.63	1:12.02	3	67.48 20.34
12	55		David SAXL	Riley 12/4 Special	10	12:50.02	1 Lap	63.12	1:13.73	2	65.92 32.72
13	43		Nicholas MORLEY	Lagonda LG45 Open 2 Seater	10	13:13.40	1 Lap	61.26	1:14.84	2	64.94 45.00
14	95		David BIRNAGE	Austin 7 Ulster	9	12:25.69	2 Laps	58.66	1:20.45	2	60.41 21.64
15	83		Christopher EDMONDSON	MG C Type	9	13:20.63	2 Laps	54.63	1:25.14	5	57.08 34.37

Not Classified

109	Tom WATERFIELD	GN Special	9	10:05.02	DNF	72.30	1:04.50	4	75.35
52	James WHITMORE	Riley 12/4 Special	9	10:34.33	DNF	68.95	1:08.24	3	71.22
27	Michael JAMES	Riley 12/4 TT Sprite Replica	3	3:16.07	DNF	74.36	1:03.16	2	76.95

Fastest Lap

39	Andrew MITCHELL	HRG 1½ Litre					1:01.99	3	78.40
----	-----------------	--------------	--	--	--	--	---------	---	-------

Car No 33 – Time includes a 10 second jump start penalty

AWARDS

Race Winner, Winner of the Mallory Park Trophy, First Car over 3000cc & First Vintage Car

20	Dougal CAWLEY	GN/Ford Piglet	
2 nd	39	Andrew MITCHELL	HRG 1½ Litre (& 1 st Car 1101-2000cc)
3 rd	12	Richard ILIFFE	Riley Kestrel 12/4 Special

Other Capacity Class Winners

14	95	David BIRNAGE	Austin 7 Ulster (1 st Car up to 1100cc)
----	----	---------------	--

First on Handicap

29	Mark BRETT	Ballamy-Ford (LMB) V8 Special
----	------------	-------------------------------

SPECIAL PRE-WAR CARS (VSCC SET 4)

LAP TIMES - RACE 7

12 Richard ILIFFE

Lap	1	2	3	4	5	6	7	8	9	10
1	1:11.62	1:04.53	1:04.37	1:06.67	1:05.13	1:05.66	1:05.27	1:07.17	1:03.39	1:06.35
11	1:05.30									

20 Dougal CAWLEY

Lap	1	2	3	4	5	6	7	8	9	10
1	1:07.31	1:02.64	1:02.23	1:03.30	1:04.08	1:04.87	1:03.71	1:04.79	1:02.85	1:04.18
11	1:06.71									

27 Michael JAMES

Lap	1	2	3	4	5	6	7	8	9	10
1	1:09.67	1:03.16	1:03.24							

29 Mark BRETT

Lap	1	2	3	4	5	6	7	8	9	10
1	1:12.37	1:05.37	1:04.58	1:05.56	1:04.74	1:04.78	1:05.85	1:04.71	1:04.53	1:08.00
11	1:05.49									

31 Greg LERIGO

Lap	1	2	3	4	5	6	7	8	9	10
1	1:15.00	1:08.54	1:09.13	1:10.11	1:07.50	1:07.09	1:11.12	1:09.94	1:09.42	1:12.66
11	1:14.48									

33 Alex PEACOP

Lap	1	2	3	4	5	6	7	8	9	10
1	1:13.82	1:05.57	1:05.33	1:05.50	1:06.00	1:07.22	1:06.20	1:08.32	1:05.89	1:07.07
11	1:07.54									

36 Jeffrey EDWARDS

Lap	1	2	3	4	5	6	7	8	9	10
1	1:14.59	1:05.93	1:07.03	1:06.62	1:06.42	1:06.91	1:05.06	1:05.89	1:05.45	1:06.01
11	1:06.80									

39 Andrew MITCHELL

Lap	1	2	3	4	5	6	7	8	9	10
1	1:08.96	1:03.17	1:01.99	1:04.32	1:03.87	1:05.72	1:04.82	1:05.96	1:05.70	1:05.03
11	1:05.30									

43 Nicholas MORLEY

Lap	1	2	3	4	5	6	7	8	9	10
1	1:25.97	1:14.84	1:15.96	1:17.42	1:18.24	1:18.03	1:17.45	1:16.17	1:15.64	1:33.68

50 David LEWIS

Lap	1	2	3	4	5	6	7	8	9	10
1	1:19.81	1:06.20	1:07.54	1:08.63	1:06.92	1:06.07	1:06.06	1:05.83	1:08.58	1:08.35
11	1:07.73									

52 James WHITMORE

Lap	1	2	3	4	5	6	7	8	9	10
-----	---	---	---	---	---	---	---	---	---	----

	1	1:18.53	1:09.33	1:08.24	1:09.11	1:08.96	1:08.66	1:09.29	1:09.23	1:12.98	
55	David SAXL										
	Lap	1	2	3	4	5	6	7	8	9	10
	1	1:25.02	1:13.73	1:14.11	1:15.50	1:16.76	1:16.44	1:17.61	1:17.26	1:16.68	1:16.91
61	Michael NEW										
	Lap	1	2	3	4	5	6	7	8	9	10
	1	1:23.04	1:11.98	1:10.21	1:19.59	1:11.60	1:10.92	1:10.53	1:10.75	1:12.58	1:11.68
68	Stephen RIDDINGTON										
	Lap	1	2	3	4	5	6	7	8	9	10
	1	1:22.02	1:12.13	1:12.02	1:13.33	1:13.87	1:12.99	1:14.81	1:12.92	1:12.95	1:13.50
83	Christopher EDMONDSON										
	Lap	1	2	3	4	5	6	7	8	9	10
	1	1:39.98	1:28.40	1:26.98	1:25.79	1:25.14	1:26.24	1:26.48	1:27.37	1:34.25	
95	David BIRNAGE										
	Lap	1	2	3	4	5	6	7	8	9	10
	1	1:30.37	1:20.45	1:20.72	1:22.02	1:22.19	1:22.68	1:21.41	1:22.95	1:22.90	
109	Tom WATERFIELD										
	Lap	1	2	3	4	5	6	7	8	9	10
	1	1:16.69	1:07.28	1:06.11	1:04.50	1:06.45	1:06.98	1:05.31	1:05.72	1:05.98	
193	Jo BLAKENEY-EDWARDS										
	Lap	1	2	3	4	5	6	7	8	9	10
	1	1:16.25	1:08.22	1:08.51	1:08.29	1:06.80	1:06.53	1:05.85	1:05.98	1:07.67	1:09.64
	11	1:07.85									

Lap Chart

SPECIAL PRE-WAR CARS (VSCC SET 4) - RACE 7

Lap 1		Lap 2		Lap 3		Lap 4		Lap 5		Lap 6		Lap 7		Lap 8		Lap 9		Lap 10	
No	Time	No	Time	No	Time	No	Time	No	Time	No	Time	No	Time	No	Time	No	Time	No	Time
20	1:07.31	20	2:09.95	20	3:12.18	20	4:15.48	20	5:19.56	20	6:24.43	20	7:28.14	20	8:32.93	20	9:35.78	20	10:39.96
39	1:08.96	39	2:12.13	39	3:14.12	39	4:18.44	39	5:22.31	55	6:25.12 *1	39	7:32.85	61	8:37.87 *1	95	9:39.84 *2	39	10:49.54
27	1:09.67	27	2:12.83	27	3:16.07	12	4:27.19	12	5:32.32	39	6:28.03	55	7:41.56 *1	39	8:38.81	39	9:44.51	12	11:00.16
12	1:11.62	12	2:16.15	12	3:20.52	29	4:27.88	29	5:32.62	43	6:32.43 *1	12	7:43.25	68	8:41.17 *1	61	9:48.62 *1	29	11:00.49
29	1:12.37	29	2:17.74	29	3:22.32	33	4:30.22	95	5:33.56 *1	29	6:37.40	29	7:43.25	29	8:47.96	29	9:52.49	61	11:01.20 *1
33	1:13.82	33	2:19.39	33	3:24.72	36	4:34.17	33	5:36.22	12	6:37.98	33	7:49.64	12	8:50.42	12	9:53.81	95	11:02.79 *2
36	1:14.59	36	2:20.52	36	3:27.55	109	4:34.58	36	5:40.59	33	6:43.44	43	7:50.46 *1	83	8:52.53 *2	68	9:54.09 *1	68	11:07.04 *1
31	1:15.00	31	2:23.54	109	3:30.08	83	4:35.36 *1	109	5:41.03	36	6:47.50	36	7:52.56	33	8:57.96	33	10:03.85	36	11:09.91
193	1:16.25	109	2:23.97	31	3:32.67	193	4:41.27	193	5:48.07	109	6:48.01	109	7:53.32	36	8:58.45	36	10:03.90	33	11:10.92
109	1:16.69	193	2:24.47	193	3:32.98	50	4:42.18	50	5:49.10	193	6:54.60	193	8:00.45	109	8:59.04	109	10:05.02	193	11:23.74
52	1:18.53	50	2:26.01	50	3:33.55	31	4:42.78	31	5:50.28	50	6:55.17	50	8:01.23	55	8:59.17 *1	193	10:14.10	50	11:23.99
50	1:19.81	52	2:27.86	52	3:36.10	52	4:45.21	52	5:54.17	95	6:55.75 *1	31	8:08.49	193	9:06.43	50	10:15.64	55	11:33.11 *1
68	1:22.02	68	2:34.15	61	3:45.23	68	4:59.50	83	6:01.15 *1	31	6:57.37	52	8:12.12	50	9:07.06	55	10:16.43 *1	43	11:39.72 *1
61	1:23.04	61	2:35.02	68	3:46.17	61	5:04.82	68	6:13.37	52	7:02.83	95	8:18.43 *1	43	9:07.91 *1	83	10:19.01 *2	31	11:40.51
55	1:25.02	55	2:38.75	55	3:52.86	55	5:08.36	61	6:16.42	83	7:26.29 *1	31	9:18.43	43	10:24.08 *1	83	11:46.38 *2		
43	1:25.97	43	2:40.81	43	3:56.77	43	5:14.19			68	7:26.36			52	9:21.35	31	10:27.85		
95	1:30.37	95	2:50.82	95	4:11.54					61	7:27.34					52	10:34.33		
83	1:39.98	83	3:08.38																

Lap Chart

SPECIAL PRE-WAR CARS (VSCC SET 4) - RACE 7

Lap 11		Lap 12		Lap 13		Lap 14		Lap 15		Lap 16		Lap 17		Lap 18		Lap 19		Lap 20	
No	Time	No	Time	No	Time	No	Time	No	Time	No	Time	No	Time	No	Time	No	Time	No	Time
20	11:46.67																		
39	11:54.84																		
12	12:05.46																		
29	12:05.98																		
61	12:12.88	*1																	
36	12:16.71																		
68	12:20.54	*1																	
95	12:25.69	*2																	
33	12:28.46																		
193	12:31.59																		
50	12:31.72																		
55	12:50.02	*1																	
31	12:54.99																		
43	13:13.40	*1																	
83	13:20.63	*2																	



The Vintage Sports-Car Club

**RACE 8 – THE JOHN TAYLOR MEORIAL TROPHY RACE FOR FORMULA JUNIOR RACING CARS
INCORPORATING THE FJHRA/HSCC ‘SILVERLINE’ HISTORIC FRONT ENGINED FORMULA JUNIOR CHAMPIONSHIP**

RESULT

Pl	No	Cl	Name	Car	Lap	Time	Behind	MPH	Best Lap on	MPH	
1	33	B2	Christopher DRAKE	Terrier Mk 4 Series I	14	14:59.87		75.61	53.41	4	90.99
2	2	B2	Mark WOODHOUSE	Elva 100	14	15:13.58	13.71	74.48	54.46	9	89.24
3	10	B2	Mike WALKER	Bond FJ	14	15:15.22	15.35	74.34	54.61	9	88.99
4	25	B2	Andrew TART	Bond FJ	14	15:21.74	21.87	73.82	55.04	9	88.30
5	15	B2	Ian PHILLIPS	BMC Mk I	14	15:45.92	46.05	71.93	56.80	8	85.56
6	23	B2	John ARNOLD	Elva 100	14	15:46.77	46.90	71.87	56.36	12	86.23
7	29	B2	William GRIMSHAW	Moorland Mk I	14	15:47.63	47.76	71.80	56.94	6	85.35
8	8	B2	Alex MORTON	Condor SII	14	15:51.86	51.99	71.48	57.04	11	85.20
9	120	B2	John SYKES	Merlyn Mk2	14	15:51.97	52.10	71.47	56.48	14	86.05
10	99	B2	Simon JONES	ELVA 100	13	15:33.39	1 Lap	67.69	59.79	11	81.28
11	20	A	Patrick BARFORD	EFAC Stanguellini FJ	13	15:44.97	1 Lap	66.86	1:00.53	6	80.29
12	26	B2	Roger DEXTER	Elva-DKW 100	12	15:04.36	2 Laps	64.49	1:01.98	12	78.41
13	66	A	Tony PEARSON	Bandini FJ	12	15:21.57	2 Laps	63.28	1:04.05	2	75.88
14	47	H	Richard UTLEY	Caravelle Mk I	11	15:00.36	3 Laps	59.38	1:07.92	10	71.55

Not Classified

4	B1	Graham BARRON	Gemini MK 2	5	7:12.13	DNF	56.23	58.73	4	82.75
12	B2	Stuart ROACH	Alexis Mk2	4	5:49.92	DNF	55.56	53.44	3	90.94

Fastest Lap

20	A	Patrick BARFORD	EFAC Stanguellini FJ					1:00.53	6	80.29
4	B1	Graham BARRON	Gemini MK 2					58.73	4	82.75
33	B2	Christopher DRAKE	Terrier Mk 4 Series I					53.41	4	90.99
47	H	Richard UTLEY	Caravelle Mk I					1:07.92	10	71.55

AWARDS

Race Winner, Winner of the John Taylor Memorial Trophy & 1st Class B2

33	B2	Christopher DRAKE	Terrier Mk 4 Series I	
2 nd	2	B2	Mark WOODHOUSE	Elva 100
3 rd	10	B2	Mike WALKER	Bond FJ


Other Class Winners

20	A	Patrick BARFORD	EFAC Stanguellini FJ
47	H	Richard UTLEY	Caravelle Mk I





RACE GRID



FORMULA JUNIOR CARS

RACE 8

ROW 10



ROW 9

47 01:06.740
Richard UTLEY



ROW 8

13 01:01.800
Keith ROACH

66 01:04.430
Tony PEARSON

ROW 7

99 01:01.330
Simon JONES

26 01:01.560
Roger DEXTER

ROW 6

4 00:59.500
Graham BARRON

20 01:01.310
Patrick BARFORD

ROW 5

8 00:57.780
Alex MORTON

23 00:58.170
John ARNOLD

ROW 4

15 00:57.210
Ian PHILLIPS

120 00:57.640
John SYKES

ROW 3

25 00:54.740
Andrew TART

29 00:56.010
William GRIMSHAW

ROW 2

2 00:54.560
Mark WOODHOUSE

10 00:54.580
Mike WALKER


ROW 1

33 00:53.040
Christopher DRAKE

12 00:53.560
Stuart ROACH

POLE

Grid Used: White Markings



FORMULA JUNIOR CARS

LAP TIMES - RACE 8

2	Mark WOODHOUSE										
	Lap	1	2	3	4	5	6	7	8	9	10
	1	3:10.32	54.95	55.93	55.84	56.42	1:00.25	55.00	55.24	54.46	54.82
	11	55.38	54.91	55.22	54.84						
4	Graham BARRON										
	Lap	1	2	3	4	5	6	7	8	9	10
	1	3:16.79	58.84	58.83	58.73	58.94					
8	Alex MORTON										
	Lap	1	2	3	4	5	6	7	8	9	10
	1	3:16.16	57.96	58.09	58.07	59.76	58.47	58.55	59.04	57.09	58.39
	11	57.04	57.98	57.85	57.41						
10	Mike WALKER										
	Lap	1	2	3	4	5	6	7	8	9	10
	1	3:12.55	57.33	55.65	54.97	55.54	59.27	54.66	55.61	54.61	54.88
	11	55.47	54.61	54.84	55.23						
12	Stuart ROACH										
	Lap	1	2	3	4	5	6	7	8	9	10
	1	3:09.14	53.68	53.44	53.66						
15	Ian PHILLIPS										
	Lap	1	2	3	4	5	6	7	8	9	10
	1	3:14.86	57.45	57.95	58.69	1:00.09	57.17	57.12	56.80	58.52	57.47
	11	57.67	57.20	57.67	57.26						
20	Patrick BARFORD										
	Lap	1	2	3	4	5	6	7	8	9	10
	1	3:19.82	1:03.22	1:02.53	1:01.60	1:02.57	1:00.53	1:01.03	1:01.79	1:01.88	1:03.87
	11	1:02.71	1:01.74	1:01.68							
23	John ARNOLD										
	Lap	1	2	3	4	5	6	7	8	9	10
	1	3:15.36	57.93	57.68	59.02	59.82	58.29	58.70	58.33	56.70	57.27
	11	56.94	56.36	57.28	57.09						
25	Andrew TART										
	Lap	1	2	3	4	5	6	7	8	9	10
	1	3:14.78	56.89	56.39	55.50	55.50	56.79	55.31	56.76	55.04	55.67
	11	55.95	55.86	55.56	55.74						
26	Roger DEXTER										
	Lap	1	2	3	4	5	6	7	8	9	10
	1	3:22.24	1:04.21	1:03.90	1:03.89	1:06.31	1:03.51	1:05.35	1:03.72	1:03.16	1:03.62
	11	1:02.47	1:01.98								
29	William GRIMSHAW										
	Lap	1	2	3	4	5	6	7	8	9	10

1	3:13.54	58.03	57.67	58.60	1:00.61	56.94	57.72	57.79	58.05	58.05
11	57.76	57.40	58.24	57.23						

33 Christopher DRAKE

Lap	1	2	3	4	5	6	7	8	9	10
1	3:08.18	53.99	53.47	53.41	55.36	55.72	54.54	54.47	55.02	54.86
11	54.34	56.09	54.99	55.43						

47 Richard UTLEY

Lap	1	2	3	4	5	6	7	8	9	10
1	3:25.59	1:08.09	1:08.37	1:10.24	1:10.47	1:09.10	1:08.32	1:11.07	1:10.13	1:07.92
11	1:11.06									

66 Tony PEARSON

Lap	1	2	3	4	5	6	7	8	9	10
1	3:22.88	1:04.05	1:04.48	1:04.55	1:06.28	1:04.89	1:05.99	1:06.44	1:05.72	1:05.96
11	1:04.98	1:05.35								

99 Simon JONES

Lap	1	2	3	4	5	6	7	8	9	10
1	3:19.15	1:01.31	1:00.99	1:00.96	1:03.40	1:01.81	1:01.02	1:01.03	1:01.12	1:01.68
11	59.79	1:00.19	1:00.94							

120 John SYKES

Lap	1	2	3	4	5	6	7	8	9	10
1	3:11.66	57.88	58.90	59.17	1:01.21	58.69	59.01	59.04	57.28	59.71
11	57.65	57.18	58.11	56.48						

Lap Chart

FORMULA JUNIOR CARS - RACE 8

Lap 1		Lap 2		Lap 3		Lap 4		Lap 5		Lap 6		Lap 7		Lap 8		Lap 9		Lap 10	
No	Time	No	Time	No	Time	No	Time	No	Time	No	Time	No	Time	No	Time	No	Time	No	Time
33	3:08.18	33	4:02.17	33	4:55.64	33	5:49.05	33	6:44.41	33	7:40.13	33	8:34.67	33	9:29.14	33	10:24.16	33	11:19.02
12	3:09.14	12	4:02.82	12	4:56.26	12	5:49.92	47	6:52.29 *1	26	7:40.55 *1	26	8:44.06 *1	20	9:31.30 *1	99	10:29.67 *1	99	11:30.79 *1
2	3:10.32	2	4:05.27	2	5:01.20	2	5:57.04	2	6:53.46	66	7:42.24 *1	66	8:47.13 *1	2	9:43.95	20	10:33.09 *1	47	11:31.25 *2
120	3:11.66	120	4:09.54	10	5:05.53	10	6:00.50	10	6:56.04	2	7:53.71	2	8:48.71	10	9:45.58	2	10:38.41	2	11:33.23
10	3:12.55	10	4:09.88	25	5:08.06	25	6:03.56	25	6:59.06	10	7:55.31	10	8:49.97	25	9:47.92	10	10:40.19	20	11:34.97 *1
29	3:13.54	29	4:11.57	120	5:08.44	120	6:07.61	29	7:08.45	25	7:55.85	25	8:51.16	26	9:49.41 *1	25	10:42.96	10	11:35.07
25	3:14.78	25	4:11.67	29	5:09.24	29	6:07.84	120	7:08.82	47	8:02.76 *1	29	9:03.11	66	9:53.12 *1	26	10:53.13 *1	25	11:38.63
15	3:14.86	15	4:12.31	15	5:10.26	15	6:08.95	15	7:09.04	29	8:05.39	15	9:03.33	15	10:00.13	15	10:58.65	15	11:56.12
23	3:15.36	23	4:13.29	23	5:10.97	23	6:09.99	23	7:09.81	15	8:06.21	120	9:06.52	29	10:00.90	29	10:58.95	26	11:56.29 *1
8	3:16.16	8	4:14.12	8	5:12.21	8	6:10.28	8	7:10.04	120	8:07.51	23	9:06.80	23	10:05.13	66	10:59.56 *1	29	11:57.00
4	3:16.79	4	4:15.63	4	5:14.46	4	6:13.19	4	7:12.13	23	8:08.10	8	9:07.06	120	10:05.56	23	11:01.83	23	11:59.10
99	3:19.15	99	4:20.46	99	5:21.45	99	6:22.41	99	7:25.81	8	8:08.51	47	9:11.86 *1	8	10:06.10	120	11:02.84	8	12:01.58
20	3:19.82	20	4:23.04	20	5:25.57	20	6:27.17	20	7:29.74	99	8:27.62	99	9:28.64	47	10:20.18 *1	8	11:03.19	120	12:02.55
26	3:22.24	26	4:26.45	26	5:30.35	26	6:34.24			20	8:30.27							66	12:05.28 *1
66	3:22.88	66	4:26.93	66	5:31.41	66	6:35.96												
47	3:25.59	47	4:33.68	47	5:42.05														

Lap Chart

FORMULA JUNIOR CARS - RACE 8

Lap 11		Lap 12		Lap 13		Lap 14		Lap 15		Lap 16		Lap 17		Lap 18		Lap 19		Lap 20	
No	Time	No	Time	No	Time	No	Time	No	Time	No	Time	No	Time	No	Time	No	Time	No	Time
33	12:13.36	33	13:09.45	33	14:04.44	33	14:59.87												
2	12:28.61	66	13:11.24 *2	66	14:16.22 *2	47	15:00.36 *3												
10	12:30.54	2	13:23.52	2	14:18.74	26	15:04.36 *2												
99	12:32.47 *1	10	13:25.15	10	14:19.99	2	15:13.58												
25	12:34.58	25	13:30.44	25	14:26.00	10	15:15.22												
20	12:38.84 *1	99	13:32.26 *1	99	14:32.45 *1	66	15:21.57 *2												
47	12:41.38 *2	20	13:41.55 *1	20	14:43.29 *1	25	15:21.74												
15	12:53.79	47	13:49.30 *2	15	14:48.66	99	15:33.39 *1												
29	12:54.76	15	13:50.99	23	14:49.68	20	15:44.97 *1												
23	12:56.04	29	13:52.16	29	14:50.40	15	15:45.92												
8	12:58.62	23	13:52.40	8	14:54.45	23	15:46.77												
26	12:59.91 *1	8	13:56.60	120	14:55.49	29	15:47.63												
120	13:00.20	120	13:57.38			8	15:51.86												
		26	14:02.38 *1			120	15:51.97												



The Vintage Sports-Car Club

RACE 9 – ALL-COMERS SHORT HANDICAP RACE FOR PRE-WAR CARS (VSCC SET 6)

RESULT

Pl	No	Cl	Name	Car	Lap	Time	Behind	MPH	Best Lap on	MPH
1	111		Douglas MARTIN	Hillegass Sprint Car	8	9:15.97		66.58	1:10.41	2 69.02
2	68		Stephen RIDDINGTON	Riley 12/4 Special	8	9:21.59	5.62	65.85	1:11.74	5 67.74
3	36		Jeffrey EDWARDS	Alvis Sports Special	8	9:22.07	6.10	71.73	1:06.20	4 73.41
4	97		Tony SEBER	Wolseley Hornet Special	8	9:23.80	7.83	74.94	1:03.19	6 76.91
5	198		Nick HAYWARD-COOK	Austin 7 Monoposto	8	9:24.10	8.13	68.92	1:08.59	7 70.86
6	196		James RICKETTS	Riley 9 Monoposto	8	9:25.33	9.36	71.96	1:05.36	2 74.36
7	69		Andrew CROYSBILL	Riley 12/4	8	9:26.67	10.70	63.99	1:14.01	4 65.67
8	37		Mark GROVES	Frazer Nash TT Rep	8	9:32.31	16.34	70.40	1:07.34	2 72.17
9	49		Chris JACKSON	Alvis Firefly Special	8	9:32.38	16.41	67.93	1:10.02	4 69.41
10	12		Richard ILIFFE	Riley Kestrel 12/4 Spl	8	9:33.12	17.15	72.25	1:05.21	6 74.53
11	58		John BRIGGS	Aston Martin Ulster	8	9:33.86	17.89	67.75	1:09.91	6 69.52
12	31		Greg LERIGO	Riley Special	8	9:35.82	19.85	70.59	1:07.21	5 72.31
13	67		Norman PEMBERTON	Talbot 95/105	8	9:50.09	34.12	62.41	1:13.13	4 66.46
14	70		Roland WOODTJ	Riley 15/6 Special	7	9:44.94	1 Lap	53.02	1:28.11	6 55.16

Not Classified

93	Simon BLAKENEY-EDWARDS	Frazer Nash Super Sports	6	7:15.33	DNF	70.21	1:07.15	2	72.38
91	Richard BLACK	Talbot Lago T23	5	6:16.23	DNF	69.19	1:07.56	4	71.94
26	Simon STOKES	Riley Treen	1	1:50.46	DNF	64.40		0	0.00

Fastest Lap

97	Tony SEBER	Wolseley Hornet Special					1:03.19	6	76.91
----	------------	-------------------------	--	--	--	--	---------	---	-------

Car No 67 – Time includes a 20 second jump start penalty

AWARDS

Race Winner

1 st	111	Douglas MARTIN	Hillegass Sprint Car	8	9:15.97		66.58	1:10.41	2	69.02
2 nd	68	Stephen RIDDINGTON	Riley 12/4 Special	8	9:21.59	5.62	65.85	1:11.74	5	67.74
3 rd	36	Jeffrey EDWARDS	Alvis Sports Special	8	9:22.07	6.10	71.73	1:06.20	4	73.41
4 th	97	Tony SEBER	Wolseley Hornet Special	8	9:23.80	7.83	74.94	1:03.19	6	76.91

RACE NUMBER 9: 8 LAPS

Drop Number	Grid Row	Cars are shown with their number of credit laps ie how many laps they will start with.			Secs
5	11	68 <input type="checkbox"/>		111 <input type="checkbox"/>	0.45
	10		97 <input type="checkbox"/>	67 <input type="checkbox"/>	
4	9	69 <input type="checkbox"/>			0.35
	8		27 <input type="checkbox"/>	70 <input type="checkbox"/>	
	7	12 <input type="checkbox"/>		26 <input type="checkbox"/>	
3	6		196 <input type="checkbox"/>		0.25
	5	31 <input type="checkbox"/>		91 <input type="checkbox"/>	
2	4		93 <input type="checkbox"/>		0.20
	3	36 <input type="checkbox"/>		37 <input type="checkbox"/>	
1	2		52 <input type="checkbox"/>	198 <input type="checkbox"/>	0.00
	1	58 <input type="checkbox"/>		49 <input type="checkbox"/>	

Front Of Grid

Cars 67,68,69,70,111 will race for 7 laps

Issue No

Signed

Handicapper

CoC

Time

HANDICAP RACE FOR PRE-WAR CARS (VSCC SET 6)

LAP TIMES - RACE 9

12	Richard ILIFFE										
	Lap	1	2	3	4	5	6	7	8	9	10
	1	1:48.19	1:06.19	1:07.34	1:06.63	1:07.12	1:05.21	1:05.29	1:07.15		
26	Simon STOKES										
	Lap	1	2	3	4	5	6	7	8	9	10
	1	1:50.46									
31	Greg LERIGO										
	Lap	1	2	3	4	5	6	7	8	9	10
	1	1:36.60	1:07.90	1:09.76	1:08.27	1:07.21	1:07.98	1:09.18	1:08.92		
36	Jeffrey EDWARDS										
	Lap	1	2	3	4	5	6	7	8	9	10
	1	1:31.54	1:06.91	1:07.61	1:06.20	1:08.16	1:06.88	1:06.76	1:08.01		
37	Mark GROVES										
	Lap	1	2	3	4	5	6	7	8	9	10
	1	1:32.39	1:07.34	1:08.53	1:10.36	1:08.83	1:08.19	1:07.81	1:08.86		
49	Chris JACKSON										
	Lap	1	2	3	4	5	6	7	8	9	10
	1	1:16.98	1:11.19	1:11.41	1:10.02	1:10.39	1:10.04	1:11.07	1:11.28		
58	John BRIGGS										
	Lap	1	2	3	4	5	6	7	8	9	10
	1	1:17.64	1:10.95	1:11.73	1:10.33	1:10.73	1:09.91	1:11.21	1:11.36		
67	Norman PEMBERTON										
	Lap	1	2	3	4	5	6	7	8	9	10
	1		1:55.85	1:13.51	1:13.45	1:13.13	1:16.01	1:19.49	1:18.65		
68	Stephen RIDDINGTON										
	Lap	1	2	3	4	5	6	7	8	9	10
	1		2:03.87	1:12.28	1:14.27	1:12.08	1:11.74	1:15.03	1:12.32		
69	Andrew CROYS DILL										
	Lap	1	2	3	4	5	6	7	8	9	10
	1		1:58.14	1:14.78	1:15.55	1:14.01	1:14.05	1:15.60	1:14.54		
70	Roland WOODTLI										
	Lap	1	2	3	4	5	6	7	8	9	10
	1		2:13.08	1:30.18	1:32.53	1:30.55	1:30.49	1:28.11			
91	Richard BLACK										
	Lap	1	2	3	4	5	6	7	8	9	10
	1	1:38.00	1:13.87	1:08.18	1:07.56	1:08.62					
93	Simon BLAKENEY-EDWARDS										
	Lap	1	2	3	4	5	6	7	8	9	10
	1	1:30.87	1:07.15	1:09.02	1:11.02	1:08.61	1:08.66				

97 Tony SEBER

Lap	1	2	3	4	5	6	7	8	9	10
1	1:56.13	1:04.35	1:03.51	1:04.72	1:03.63	1:03.19	1:03.70	1:04.57		

111 Douglas MARTIN

Lap	1	2	3	4	5	6	7	8	9	10
1		2:06.31	1:10.41	1:12.38	1:10.92	1:11.99	1:13.01	1:10.95		

196 James RICKETTS

Lap	1	2	3	4	5	6	7	8	9	10
1	1:35.77	1:05.36	1:06.38	1:11.21	1:06.35	1:06.20	1:06.91	1:07.15		

198 Nick HAYWARD-COOK

Lap	1	2	3	4	5	6	7	8	9	10
1	1:16.15	1:10.28	1:09.96	1:10.13	1:10.27	1:09.29	1:08.59	1:09.43		

Lap Chart

HANDICAP RACE FOR PRE-WAR CARS (VSCC SET 6) - RACE 9

Lap 1		Lap 2		Lap 3		Lap 4		Lap 5		Lap 6		Lap 7		Lap 8		Lap 9		Lap 10	
No	Time	No	Time	No	Time	No	Time	No	Time	No	Time	No	Time	No	Time	No	Time	No	Time
198	1:16.15	67	1:55.85	67	3:09.36	67	4:22.81	67	5:35.94	67	6:51.95	111	8:05.02	111	9:15.97				
49	1:16.98	97	1:56.13 *1	69	3:12.92	69	4:28.47	111	5:40.02	111	6:52.01	68	8:09.27	68	9:21.59				
58	1:17.64	69	1:58.14	68	3:16.15	111	4:29.10	69	5:42.48	68	6:54.24	67	8:11.44	36	9:22.07				
93	1:30.87	68	2:03.87	111	3:16.72	68	4:30.42	68	5:42.50	69	6:56.53	69	8:12.13	97	9:23.80				
36	1:31.54	111	2:06.31	198	3:36.39	198	4:46.52	198	5:56.79	198	7:06.08	36	8:14.06	198	9:24.10				
37	1:32.39	70	2:13.08	49	3:39.58	49	4:49.60	49	5:59.99	36	7:07.30	198	8:14.67	196	9:25.33				
196	1:35.77	198	2:26.43	58	3:40.32	58	4:50.65	36	6:00.42	49	7:10.03	70	8:16.83 *1	69	9:26.67				
31	1:36.60	49	2:28.17	70	3:43.26	36	4:52.26	58	6:01.38	196	7:11.27	196	8:18.18	37	9:32.31				
91	1:38.00	58	2:28.59	36	3:46.06	93	4:58.06	196	6:05.07	58	7:11.29	97	8:19.23	49	9:32.38				
12	1:48.19	93	2:38.02	93	3:47.04	37	4:58.62	93	6:06.67	93	7:15.33	49	8:21.10	12	9:33.12				
26	1:50.46	36	2:38.45	196	3:47.51	196	4:58.72	37	6:07.45	97	7:15.53	58	8:22.50	58	9:33.86				
		37	2:39.73	37	3:48.26	31	5:02.53	31	6:09.74	37	7:15.64	37	8:23.45	31	9:35.82				
		196	2:41.13	31	3:54.26	91	5:07.61	97	6:12.34	31	7:17.72	12	8:25.97	70	9:44.94 *1				
		31	2:44.50	91	4:00.05	12	5:08.35	12	6:15.47	12	7:20.68	31	8:26.90	67	9:50.09				
		91	2:51.87	12	4:01.72	97	5:08.71	91	6:16.23										
		12	2:54.38	97	4:03.99	70	5:15.79	70	6:46.34										
		97	3:00.48																



The Vintage Sports-Car Club

RACE 10 – THE DICK BADDILEY & EDWARDIAN RACING TROPHIES HANDICAP RACE FOR EDWARDIAN CARS

RESULT

Pl	No	Cl	Name	Car	Lap	Time	Behind	MPH	Best Lap on	MPH
1	85		Ben COLLINGS	Mercedes 60HP	6	7:42.23		63.78	1:12.96	2 66.61
2	90		Peter WILSON	Brasier Voiture De Course	6	7:54.16	11.93	57.97	1:20.23	4 60.58
3	44		Richard SCALDWELL	De Dietrich 130 HP 'Course'	6	8:07.01	24.78	67.50	1:09.23	3 70.20
4	103		Tom WALKER	Hispano-Suiza Alfonso	6	8:09.01	26.78	53.52	1:26.38	4 56.26
5	84		Leslie MURRAY	De Dion Bouton/Curtis Ox	6	8:09.30	27.07	61.48	1:16.56	6 63.48
6	57		Duncan PITTAWAY	Monarch Special	6	8:09.55	27.32	66.34	1:09.95	3 69.48
7	87		Nicholas HILDYARD	Theophile Schneider Aero	6	8:13.95	31.72	59.64	1:19.36	2 61.24
8	47		Tony LEES	Vauxhall Viper Special	6	8:17.19	34.96	65.94	1:09.04	3 70.39
9	89		Rob HUBBARD	Sunbeam 16/20	6	8:27.04	44.81	57.51	1:22.35	2 59.02
10	15		James COLLINS	Hudson Super Six	6	8:32.36	50.13	63.07	1:14.05	3 65.63
11	102		Ron BIRKETT	Dodge Hornsted	6	8:32.59	50.36	50.35	1:32.75	4 52.40
12	105		David OZANNE	Delage Coupe De L'Auto	6	8:36.28	54.05	48.48	1:36.17	4 50.54
13	63		Hugh MACKINTOSH	Hudson Super Six Racer	6	8:37.52	55.29	61.07	1:16.16	4 63.81
14	99		Jonathan MILLER	Stutz Bearcat	6	8:39.98	57.75	56.08	1:24.74	5 57.35
15	110		Roger TWELVETREES	Wolseley 16/20	6	9:16.92	1:34.69	46.12	1:36.99	2 50.11

Not Classified

81	Clive PRESS	Peugeot 148	4	5:40.94	DNF	59.64	1:19.92	4	60.81
----	-------------	-------------	---	---------	-----	-------	---------	---	-------

Fastest Lap

47	Tony LEES	Vauxhall Viper Special					1:09.04	3	70.39
----	-----------	------------------------	--	--	--	--	---------	---	-------

AWARDS

Race Winner & Winner of the Dick Baddiley Trophy

85	Ben COLLINGS	Mercedes 60HP		
2 nd	90	Peter WILSON	Brasier Voiture De Course	
3 rd	44	Richard SCALDWELL	De Dietrich 130 HP 'Course'	(& Winner of the Edwardian Racing Trophy for the Fastest Average Race Speed)

Bonhams

RACE NUMBER 10: 6 LAPS

Cars are shown with their number of credit laps
ie how many laps they will start with.

Drop Number	Grid Row				Secs
8	10		90 <input type="checkbox"/> 1		0.55
	9	44 <input type="checkbox"/>		47 <input type="checkbox"/>	
7	8		15 <input type="checkbox"/>		0.50
6	7	63 <input type="checkbox"/>			0.40
5	6		104 <input type="checkbox"/> 1		0.35
4	5	102 <input type="checkbox"/> 1		110 <input type="checkbox"/> 1	0.30
3	4		105 <input type="checkbox"/> 1		0.15
	3	81 <input type="checkbox"/>		84 <input type="checkbox"/>	
2	2		85 <input type="checkbox"/>		0.05
1	1	89 <input type="checkbox"/>		99 <input type="checkbox"/>	0.00

Front Of Grid

Cars 90,102,103,104,105,100 will race for 5 laps

Issue No

Signed

Handicapper

CoC

Time

HANDICAP RACE FOR EDWARDIAN CARS

LAP TIMES - RACE 10

15	James COLLINS										
	Lap	1	2	3	4	5	6	7	8	9	10
	1	2:16.02	1:15.84	1:14.05	1:15.10	1:16.51	1:14.84				
44	Richard SCALDWELL										
	Lap	1	2	3	4	5	6	7	8	9	10
	1	2:15.49	1:10.29	1:09.23	1:09.85	1:12.27	1:09.88				
47	Tony LEES										
	Lap	1	2	3	4	5	6	7	8	9	10
	1	2:16.25	1:11.10	1:09.04	1:10.13	1:11.24	1:19.43				
57	Duncan PITTAWAY										
	Lap	1	2	3	4	5	6	7	8	9	10
	1	2:12.11	1:12.23	1:09.95	1:12.91	1:11.12	1:11.23				
63	Hugh MACKINTOSH										
	Lap	1	2	3	4	5	6	7	8	9	10
	1	2:08.01	1:18.17	1:16.48	1:16.16	1:20.32	1:18.38				
81	Clive PRESS										
	Lap	1	2	3	4	5	6	7	8	9	10
	1	1:39.48	1:20.85	1:20.69	1:19.92						
84	Leslie MURRAY										
	Lap	1	2	3	4	5	6	7	8	9	10
	1	1:41.22	1:19.81	1:18.30	1:16.78	1:16.63	1:16.56				
85	Ben COLLINGS										
	Lap	1	2	3	4	5	6	7	8	9	10
	1	1:25.68	1:12.96	1:14.22	1:18.20	1:14.52	1:16.65				
87	Nicholas HILDYARD										
	Lap	1	2	3	4	5	6	7	8	9	10
	1	1:28.82	1:19.36	1:20.06	1:20.82	1:21.66	1:23.23				
89	Rob HUBBARD										
	Lap	1	2	3	4	5	6	7	8	9	10
	1	1:32.18	1:22.35	1:23.63	1:22.36	1:22.92	1:23.60				
90	Peter WILSON										
	Lap	1	2	3	4	5	6	7	8	9	10
	1		2:27.00	1:23.69	1:21.89	1:20.23	1:21.35				
99	Jonathan MILLER										
	Lap	1	2	3	4	5	6	7	8	9	10
	1	1:35.00	1:24.75	1:25.26	1:25.01	1:24.74	1:25.22				
102	Ron BIRKETT										
	Lap	1	2	3	4	5	6	7	8	9	10
	1		2:17.09	1:33.24	1:33.69	1:32.75	1:35.82				

103 Tom WALKER

Lap	1	2	3	4	5	6	7	8	9	10
1		2:20.10	1:28.54	1:27.53	1:26.38	1:26.46				

105 David OZANNE

Lap	1	2	3	4	5	6	7	8	9	10
1		2:08.79	1:37.39	1:37.59	1:36.17	1:36.34				

110 Roger TWELVETREES

Lap	1	2	3	4	5	6	7	8	9	10
1		2:21.12	1:36.99	1:52.35	1:45.03	1:41.43				

Lap Chart

HANDICAP RACE FOR EDWARDIAN CARS - RACE 10

Lap 1		Lap 2		Lap 3		Lap 4		Lap 5		Lap 6		Lap 7		Lap 8		Lap 9		Lap 10	
No	Time	No	Time	No	Time	No	Time	No	Time	No	Time	No	Time	No	Time	No	Time	No	Time
85	1:25.68	105	2:08.79	105	3:46.18	85	5:11.06	85	6:25.58	85	7:42.23								
87	1:28.82	57	2:12.11 *1	103	3:48.64	90	5:12.58	90	6:32.81	90	7:54.16								
89	1:32.18	44	2:15.49 *1	102	3:50.33	103	5:16.17	103	6:42.55	44	8:07.01								
99	1:35.00	15	2:16.02 *1	90	3:50.69	105	5:23.77	87	6:50.72	103	8:09.01								
81	1:39.48	47	2:16.25 *1	85	3:52.86	102	5:24.02	84	6:52.74	84	8:09.30								
84	1:41.22	102	2:17.09	110	3:58.11	87	5:29.06	102	6:56.77	57	8:09.55								
63	2:08.01	103	2:20.10	87	4:08.24	84	5:36.11	44	6:57.13	87	8:13.95								
		110	2:21.12	89	4:18.16	89	5:40.52	47	6:57.76	47	8:17.19								
		90	2:27.00	84	4:19.33	81	5:40.94	57	6:58.32	89	8:27.04								
		85	2:38.64	81	4:21.02	44	5:44.86	105	6:59.94	15	8:32.36								
		87	2:48.18	99	4:25.01	47	5:46.52	89	7:03.44	102	8:32.59								
		89	2:54.53	57	4:34.29	57	5:47.20	99	7:14.76	105	8:36.28								
		99	2:59.75	44	4:35.01	99	5:50.02	15	7:17.52	63	8:37.52								
		81	3:00.33	47	4:36.39	110	5:50.46	63	7:19.14	99	8:39.98								
		84	3:01.03	63	4:42.66	63	5:58.82	110	7:35.49	110	9:16.92								
		57	3:24.34	15	4:45.91	15	6:01.01												
		44	3:25.78																
		63	3:26.18																
		47	3:27.35																
		15	3:31.86																



The Vintage Sports-Car Club

RACE 11 – ALL-COMERS SHORT SCRATCH RACE FOR PRE-WAR CARS (VSCC SET 5)

RESULT

Pl	No	Cl	Name	Car	Lap	Time	Behind	MPH	Best Lap on	MPH	Handicap
1	4		Nicholas TOPLISS	ERA R4A	10	10:01.89		80.75	59.12	2	82.21
2	7		Julian GRIMWADE	Frazer Nash Norris Special	10	10:03.12	1.23	80.58	58.70	10	82.79
3	24		Charles GILLETT	Frazer Nash Super Sports	10	10:06.83	4.94	80.09	59.20	5	82.09
4	20		Dougal CAWLEY	GN/Ford Piglet	10	10:17.87	15.98	78.66	1:00.37	5	80.50 14.17
5	97		Tony SEBER	Wolseley Hornet Special	10	10:27.21	25.32	77.49	1:01.31	5	79.27 14.11 *
6	112		Christian PEDERSON	Austin 7 Single Seater	10	10:27.25	25.36	77.48	1:00.77	4	79.97 19.55
7	14		Tim GREENHILL	Wolseley Hornet Special	10	10:28.31	26.42	77.35	1:01.29	5	79.30 15.41
8	12		Richard ILIFFE	Riley Kestrel 12/4 Special	10	10:57.28	55.39	73.94	1:03.94	2	76.01 17.88
9	33		Alex PEACOP	Frazer Nash AC	10	11:00.81	58.92	73.55	1:03.94	8	76.01 21.41
10	50		David LEWIS	Alvis Firebird/Speed 25	9	10:07.88	1 Lap	71.95	1:05.23	7	74.51 20.81
11	51		Geoff TOMS	Fiat 508S	9	10:52.76	1 Lap	67.01	1:09.98	4	69.45 22.94
12	195		Hugh BIRLEY	Austin 7 Ulster	9	11:15.96	1 Lap	64.71	1:12.72	3	66.83 21.48

Not Classified

34	Bo WILLIAMS	Bugatti T35B	5	5:49.50	DNF	69.53	1:07.18	3	72.34
----	-------------	--------------	---	---------	-----	-------	---------	---	-------

Fastest Lap

7	Julian GRIMWADE	Frazer Nash Norris Special					58.70	10	82.79
---	-----------------	----------------------------	--	--	--	--	-------	----	-------

AWARDS

Race Winner & 1st Class C

4	Nicholas TOPLISS	ERA R4A	
2 nd	7	Julian GRIMWADE	Frazer Nash Norris Special (& 1 st Class D)
3 rd	24	Charles GILLETT	Frazer Nash Super Sports (& 1 st Class B)

Other Capacity Class Winners

112	Christian PEDERSEN	Austin 7 Single Seater	(1 st Class A)
-----	--------------------	------------------------	---------------------------

First on Handicap

97	Tony SEBER	Wolseley Hornet Special
----	------------	-------------------------

RACE GRID

SCRATCH RACE FOR PRE-WAR CARS (VSCC SET 5)

RACE 11

ROW 10			
ROW 9	195 01:13.340 Hugh BIRLEY		
ROW 8	30 01:11.190 Nicholas POWELL		51 01:12.450 Geoff TOMS
ROW 7	50 01:06.270 David LEWIS	34 01:10.270 Bo WILLIAMS	
ROW 6	33 01:05.430 Alex PEACOP		97 01:05.610 Tony SEBER
ROW 5	112 01:04.080 Christian PEDERSON	12 01:05.400 Richard ILIFFE	
ROW 4	21 01:01.820 Stephen SHOOSMITH		9 01:04.060 Nick LESTON
ROW 3	14 01:00.420 Tim GREENHILL	20 01:00.670 Dougal CAWLEY	
ROW 2	24 00:59.960 Charles GILLETT		7 01:00.160 Julian GRIMWADE
ROW 1	4 00:57.040 Nicholas TOPLISS	6 00:59.410 Terry CRABB	

POLE

Grid Used: White Markings

SCRATCH RACE FOR PRE-WAR CARS (VSCC SET 5)

LAP TIMES - RACE 11

4 Nicholas TOPLISS

Lap	1	2	3	4	5	6	7	8	9	10
1	1:02.89	59.12	1:00.01	59.76	1:00.22	1:00.95	59.69	59.60	59.71	59.94

7 Julian GRIMWADE

Lap	1	2	3	4	5	6	7	8	9	10
1	1:05.14	59.70	59.63	1:00.84	1:00.86	59.67	59.54	58.97	1:00.07	58.70

12 Richard ILIFFE

Lap	1	2	3	4	5	6	7	8	9	10
1	1:13.05	1:03.94	1:04.54	1:05.66	1:05.78	1:05.18	1:04.51	1:04.78	1:04.76	1:05.08

14 Tim GREENHILL

Lap	1	2	3	4	5	6	7	8	9	10
1	1:08.53	1:02.44	1:02.10	1:01.84	1:01.29	1:01.65	1:04.89	1:01.63	1:01.91	1:02.03

20 Dougal CAWLEY

Lap	1	2	3	4	5	6	7	8	9	10
1	1:08.11	1:00.87	1:00.52	1:00.47	1:00.37	1:01.55	1:01.01	1:01.23	1:01.90	1:01.84

24 Charles GILLETT

Lap	1	2	3	4	5	6	7	8	9	10
1	1:07.89	1:00.33	1:00.59	1:00.03	59.20	59.46	59.64	59.45	59.84	1:00.40

33 Alex PEACOP

Lap	1	2	3	4	5	6	7	8	9	10
1	1:16.45	1:05.84	1:05.19	1:04.59	1:04.78	1:04.45	1:04.61	1:03.94	1:05.63	1:05.33

34 Bo WILLIAMS

Lap	1	2	3	4	5	6	7	8	9	10
1	1:15.19	1:07.43	1:07.18	1:08.85	1:10.85					

50 David LEWIS

Lap	1	2	3	4	5	6	7	8	9	10
1	1:17.39	1:07.52	1:05.74	1:07.89	1:06.72	1:05.84	1:05.23	1:05.33	1:06.22	

51 Geoff TOMS

Lap	1	2	3	4	5	6	7	8	9	10
1	1:19.86	1:10.58	1:10.30	1:09.98	1:10.69	1:13.00	1:15.04	1:11.54	1:11.77	

97 Tony SEBER

Lap	1	2	3	4	5	6	7	8	9	10
1	1:08.86	1:02.38	1:01.69	1:01.70	1:01.31	1:01.76	1:02.87	1:02.46	1:01.88	1:02.30

112 Christian PEDERSON

Lap	1	2	3	4	5	6	7	8	9	10
1	1:10.78	1:03.13	1:01.67	1:00.77	1:01.04	1:01.07	1:02.62	1:02.18	1:02.23	1:01.76

195 Hugh BIRLEY

Lap	1	2	3	4	5	6	7	8	9	10
1	1:21.35	1:14.20	1:12.72	1:13.47	1:14.27	1:15.03	1:13.84	1:14.88	1:16.20	

Lap Chart

SCRATCH RACE FOR PRE-WAR CARS (VSCC SET 5) - RACE 11

Lap 1		Lap 2		Lap 3		Lap 4		Lap 5		Lap 6		Lap 7		Lap 8		Lap 9		Lap 10	
No	Time	No	Time	No	Time	No	Time	No	Time	No	Time	No	Time	No	Time	No	Time	No	Time
4	1:02.89	4	2:02.01	4	3:02.02	4	4:01.78	4	5:02.00	4	6:02.95	4	7:02.64	4	8:02.24	4	9:01.95	4	10:01.89
7	1:05.14	7	2:04.84	7	3:04.47	7	4:05.31	7	5:06.17	7	6:05.84	7	7:05.38	7	8:04.35	7	9:04.42	7	10:03.12
24	1:07.89	24	2:08.22	24	3:08.81	24	4:08.84	24	5:08.04	24	6:07.50	24	7:07.14	24	8:06.59	24	9:06.43	24	10:06.83
20	1:08.11	20	2:08.98	20	3:09.50	20	4:09.97	20	5:10.34	20	6:11.89	20	7:12.90	20	8:14.13	20	9:16.03	50	10:07.88 *1
14	1:08.53	14	2:10.97	97	3:12.93	97	4:14.63	97	5:15.94	195	6:16.01 *1	51	7:14.41 *1	97	8:23.03	97	9:24.91	20	10:17.87
97	1:08.86	97	2:11.24	14	3:13.07	14	4:14.91	14	5:16.20	97	6:17.70	97	7:20.57	112	8:23.26	112	9:25.49	97	10:27.21
112	1:10.78	112	2:13.91	112	3:15.58	112	4:16.35	112	5:17.39	14	6:17.85	112	7:21.08	14	8:24.37	14	9:26.28	112	10:27.25
12	1:13.05	12	2:16.99	12	3:21.53	12	4:27.19	12	5:32.97	112	6:18.46	14	7:22.74	51	8:29.45 *1	51	9:40.99 *1	14	10:28.31
34	1:15.19	33	2:22.29	33	3:27.48	33	4:32.07	33	5:36.85	12	6:38.15	195	7:31.04 *1	195	8:44.88 *1	12	9:52.20	51	10:52.76 *1
33	1:16.45	34	2:22.62	34	3:29.80	50	4:38.54	50	5:45.26	33	6:41.30	12	7:42.66	12	8:47.44	33	9:55.48	12	10:57.28
50	1:17.39	50	2:24.91	50	3:30.65	34	4:38.65	34	5:49.50	50	6:51.10	33	7:45.91	33	8:49.85	195	9:59.76 *1	33	11:00.81
51	1:19.86	51	2:30.44	51	3:40.74	51	4:50.72	51	6:01.41			50	7:56.33	50	9:01.66			195	11:15.96 *1
195	1:21.35	195	2:35.55	195	3:48.27	195	5:01.74												