



Bonhams 1793



THE VINTAGE SPORTS-CAR CLUB

'SPRING START'

THE GP ITALIA TROPHY RACE MEETING

SATURDAY 12 / SUNDAY 13 APRIL 2014

RESULTS



RESULTS BY



HS Sports Ltd Kinetic House,
Varey Road, Congleton,
Cheshire CW121UW
Tel. +44 (0)1260 275708
Fax +44 (0)1260 295625
www.hssports.co.uk



The Vintage Sports-Car Club

RACE I – VSCC REGULARITY TRIAL FOR PRE-WAR SPORTS CARS

RESULT

No	Cl	Name	Car	Lap	Time	Best Lap on	MPH	Qualified
44	C	Andrew MITCHELL	HRG 1½ Litre	20	29:30.53	1:19.86	2 73.88	Yes
56	B	William MAHANY	HRG Le Mans Model	20	28:43.26	1:20.29	2 73.49	Yes
79	E	David HINE	Lagonda LG45	17	29:57.03	1:35.32	14 61.90	No
81	E	Marcus BLACK	Talbot Lago T23	19	28:43.12	1:23.44	12 70.71	Yes
83	B	John COLLINS	Riley 9 Brooklands	18	29:51.93	1:27.95	14 67.09	Yes
84	B	James BAKER	Riley 9 Brooklands	7	17:59.24	1:45.32	2 56.02	No
88	C	Lucy DELANEY	Lea-Francis Hyper	15	29:08.30	1:40.26	16 58.85	No
105	E	Mark WALKER	GN Thunderbug	19	29:44.52	1:26.88	15 67.91	Yes
107	B	Barry FOSTER	MG Monthery	16	27:01.29	1:28.81	14 66.44	No
110	E	Richard REAY-SMITH	Lagonda LG 45	19	29:55.29	1:26.55	11 68.17	Yes
120	C	Fred BOOTHBY	MG J2	18	29:20.93	1:29.35	14 66.04	Yes
132	C	John BRIGGS	Aston Martin Ulster	18	29:42.05	1:29.06	12 66.25	Yes
133	C	Tanya LEWIS	MG KN/K3 Replica	14	25:57.31	1:38.01	10 60.20	No
146	C	Chloe MASON	Aston Martin Ulster LM18	18	29:26.81	1:29.25	14 66.11	Yes
147	B	David LAMB	Riley Brooklands	16	29:24.03	1:32.35	2 63.89	Yes
152	C	Roland WOODTLI	Riley 15/6 Special	14	28:33.65	1:50.06	15 53.61	No
157	C	Robert HUTTON	Frazer Nash TT Replica	11	22:16.91	1:41.55	9 58.10	No
159	C	Adam GENTILLI	Frazer Nash TT Replica	17	29:34.26	1:34.85	13 62.21	Yes
162	A	Claire FURNELL-WILLIAMS	Austin 7 The Toy	15	28:38.12	1:41.67	11 58.03	Yes
166	C	Ian FYFE	Alvis 12/70 Special	16	29:55.88	1:40.46	12 58.73	No
170	C	Gordon MIDDLETON	Riley Sprite	15	28:42.92	1:40.98	11 58.43	No
171	E	Antje WILLEMS	Invicta 4½ S	16	29:56.69	1:41.31	12 58.24	No
173	C	Neil TWYMAN	Alfa Romeo 1750	16	29:43.88	1:41.82	16 57.95	Yes
178	C	Chris CADMAN	Salmson GSC	15	29:53.20	1:47.44	12 54.92	No
194	A	David BIRNAGE	Austin 7 Ulster	4	7:45.86	1:45.19	2 56.09	No
202	C	Simon BLAKENEY-EDWARDS	Frazer Nash Super Sports	13	25:58.67	1:26.79	6 67.98	No
204	C	Hughie WALKER	Martyr Frazer Nash Special	17	29:20.51	1:30.84	12 64.95	Yes
205	D	Nigel WILLS	Talbot 90	13	29:53.84	1:53.26	13 52.10	No
207	D	Tim PARKER	Lagonda 2 Litre SML	15	28:49.71	1:42.49	5 57.57	No
208	A	Tom WATERFIELD	Austin 7 Special	3	5:29.34	1:49.78	0 53.75	No
209	B	Duncan POTTER	MG C Type	16	28:30.31	1:34.47	14 62.46	Yes
210	B	Ian STANDING	Riley Brooklands	17	29:13.93	1:30.55	13 65.16	Yes
214	C	Mark DOLTON	MG PB	17	29:47.47	1:33.51	13 63.10	Yes
215	B	Anne BOURSOT	MG PA	14	29:35.18	1:55.13	12 51.25	No
216	E	Alan BROWN	Lagonda LG45	14	28:44.15	1:47.98	13 54.64	No
219	D	Richard BRADFORD	Talbot-Lago T120 Sports	16	29:37.62	1:36.97	13 60.85	No

RACE GRID

REGULARITY TRIAL FOR PRE-WAR SPORTS CARS

RACE 1

ROW 18	152 01:58.130 Roland WOODTLI	205 02:00.630 Nigel WILLS
ROW 17	216 01:57.610 Alan BROWN	215 01:57.660 Anne BOURSOT
ROW 16	88 01:54.280 Lucy DELANEY	178 01:55.750 Chris CADMAN
ROW 15	170 01:48.070 Gordon MIDDLETON	162 01:49.300 Claire FURNELL-WILLIA
ROW 14	173 01:44.980 Neil TWYMAN	133 01:45.690 Tanya LEWIS
ROW 13	166 01:44.270 Ian FYFE	194 01:44.680 David BIRNAGE
ROW 12	157 01:42.800 Robert HUTTON	171 01:43.180 Antje WILLEMS
ROW 11	208 01:41.930 Tom WATERFIELD	209 01:42.640 Duncan POTTER
ROW 10	204 01:40.220 Hughie WALKER	219 01:41.490 Richard BRADFORD
ROW 9	214 01:37.700 Mark DOLTON	120 01:39.130 Fred BOOTHBY
ROW 8	159 01:36.620 Adam GENTILLI	79 01:37.250 David HINE
ROW 7	84 01:35.880 James BAKER	105 01:35.930 Mark WALKER
ROW 6	147 01:32.280 David LAMB	146 01:32.280 Chloe MASON
ROW 5	132 01:31.630 John BRIGGS	210 01:31.920 Ian STANDING
ROW 4	107 01:29.940 Barry FOSTER	202 01:31.150 Simon BLAKENEY-EDW
ROW 3	110 01:27.330 Richard REAY-SMITH	83 01:29.240 John COLLINS
ROW 2	119 01:26.650 Richard HUDSON	81 01:27.090 Marcus BLACK
ROW 1	56 01:19.140 William MAHANY	44 01:22.980 Andrew MITCHELL

POLE

REGULARITY TRIAL FOR PRE-WAR SPORTS CARS

LAP TIMES - RACE 1

44 Andrew MITCHELL

Lap	1	2	3	4	5	6	7	8	9	10
1	1:24.54	1:19.86	1:28.72	3:10.31	1:22.98	1:23.56	1:22.13	1:21.03	1:22.31	1:23.77
11	1:20.87	1:24.55	1:23.69	1:24.84	1:21.34	1:21.59	1:21.80	1:22.60	1:24.32	1:25.72

56 William MAHANY

Lap	1	2	3	4	5	6	7	8	9	10
1	1:25.06	1:20.29	1:28.54	2:17.96	1:24.26	1:22.49	1:22.74	1:24.20	1:25.06	1:23.52
11	1:22.67	1:22.13	1:22.40	1:23.04	1:23.02	1:22.21	1:22.20	1:22.30	1:24.60	1:24.57

79 David HINE

Lap	1	2	3	4	5	6	7	8	9	10
1	1:53.95	1:41.72	1:40.51	1:39.53	1:40.53	1:39.10	1:42.21	1:40.20	1:51.46	3:05.27
11	1:39.35	1:39.83	1:37.30	1:35.32	1:36.25	1:37.66	1:36.84			

81 Marcus BLACK

Lap	1	2	3	4	5	6	7	8	9	10
1	1:27.80	1:24.75	1:25.11	1:32.61	2:51.32	1:28.04	1:25.24	1:24.44	1:25.90	1:25.12
11	1:25.47	1:23.44	1:25.46	1:24.47	1:27.81	1:25.96	1:24.53	1:27.06	1:28.59	

83 John COLLINS

Lap	1	2	3	4	5	6	7	8	9	10
1	1:47.58	3:55.85	1:30.82	1:31.75	1:33.18	1:32.32	1:28.97	1:30.40	1:30.70	1:31.75
11	1:30.40	1:28.29	1:31.06	1:27.95	1:30.35	1:29.44	1:31.98	1:29.14		

84 James BAKER

Lap	1	2	3	4	5	6	7	8	9	10
1	1:53.50	1:45.32	1:49.09	6:55.54	1:49.16	1:51.46	1:55.17			

88 Lucy DELANEY

Lap	1	2	3	4	5	6	7	8	9	10
1	2:09.03	1:47.66	1:47.10	1:50.98	1:49.61	2:00.26	3:32.90	1:51.12	1:46.91	1:46.40
11	1:50.43	1:46.20	1:44.38	1:43.25	1:42.07					

105 Mark WALKER

Lap	1	2	3	4	5	6	7	8	9	10
1	1:37.53	1:29.61	1:28.18	1:28.48	1:28.60	1:40.42	2:51.61	1:29.74	1:28.05	1:28.97
11	1:29.17	1:27.41	1:27.32	1:27.52	1:26.88	1:29.68	1:27.00	1:28.57	1:29.78	

107 Barry FOSTER

Lap	1	2	3	4	5	6	7	8	9	10
1	1:37.58	1:31.10	1:37.22	3:26.84	1:32.35	1:30.41	1:30.09	1:31.75	1:29.47	1:30.73
11	1:30.35	1:30.22	1:31.82	1:28.81	1:30.10	2:12.45				

110 Richard REAY-SMITH

Lap	1	2	3	4	5	6	7	8	9	10
1	1:32.13	1:28.33	1:28.04	1:30.48	1:27.68	1:35.50	3:21.28	1:26.85	1:29.70	1:28.03
11	1:26.55	1:26.89	1:27.65	1:27.34	1:27.26	1:27.57	1:26.83	1:29.40	1:27.78	

120 Fred BOOTHBY

Lap	1	2	3	4	5	6	7	8	9	10
1	1:37.61	1:29.72	1:31.46	1:32.68	1:31.78	1:30.89	1:30.38	1:37.30	3:24.11	1:30.56
11	1:30.04	1:30.17	1:31.25	1:29.35	1:29.48	1:30.71	1:32.38	1:31.06		

132 John BRIGGS

Lap	1	2	3	4	5	6	7	8	9	10
1	1:41.28	1:31.45	1:30.73	1:30.09	1:31.00	1:30.93	1:30.93	1:32.59	1:38.89	3:35.89
11	1:29.95	1:29.06	1:32.09	1:33.57	1:30.22	1:31.77	1:30.98	1:30.63		

133 Tanya LEWIS

Lap	1	2	3	4	5	6	7	8	9	10
1	1:58.35	1:38.49	1:38.61	1:38.50	1:40.22	1:45.74	1:51.25	3:16.35	1:39.25	1:38.01
11	1:40.67	1:39.03	1:48.73	2:04.11						

146 Chloe MASON

Lap	1	2	3	4	5	6	7	8	9	10
1	1:42.76	1:30.59	1:32.07	1:31.29	1:32.15	1:31.51	1:30.84	1:36.86	3:18.75	1:33.98
11	1:29.31	1:29.26	1:31.75	1:29.25	1:29.47	1:30.17	1:34.47	1:32.33		

147 David LAMB

Lap	1	2	3	4	5	6	7	8	9	10
1	1:46.36	1:32.35	1:32.56	1:34.56	1:40.50	1:52.74	4:47.73	1:37.42	1:38.41	1:39.21
11	1:36.88	1:39.36	1:36.05	1:39.59	1:35.03	1:35.28				

152 Roland WOODTLI

Lap	1	2	3	4	5	6	7	8	9	10
1	2:16.41	1:58.59	1:57.07	1:54.71	1:52.42	1:53.44	1:55.56	1:53.64	1:53.20	1:57.93
11	3:14.49	1:55.40	1:53.67	1:57.12						

157 Robert HUTTON

Lap	1	2	3	4	5	6	7	8	9	10
1	1:58.89	1:43.89	1:43.13	1:41.96	1:48.13	4:15.88	1:44.53	1:43.90	1:41.55	1:41.84
11	2:13.21									

159 Adam GENTILLI

Lap	1	2	3	4	5	6	7	8	9	10
1	1:50.54	1:36.03	1:36.68	1:38.05	3:39.01	1:35.92	1:36.43	1:36.65	1:36.70	1:36.23
11	1:35.11	1:37.46	1:34.85	1:36.81	1:36.08	1:35.97	1:35.74			

162 Claire FURNELL-WILLIAMS

Lap	1	2	3	4	5	6	7	8	9	10
1	2:01.86	1:45.30	1:49.58	3:38.30	1:41.68	1:43.37	1:43.72	1:42.78	1:41.98	1:43.58
11	1:41.67	1:44.46	1:42.74	1:52.99	2:04.11					

166 Ian FYFE

Lap	1	2	3	4	5	6	7	8	9	10
1	2:07.05	1:46.95	1:46.45	1:45.72	1:46.91	1:46.03	1:44.68	1:44.15	1:50.56	3:20.73
11	1:44.03	1:40.46	1:41.55	1:45.32	1:42.09	1:43.20				

170 Gordon MIDDLETON

Lap	1	2	3	4	5	6	7	8	9	10
1	2:04.12	1:57.68	4:04.81	1:44.69	1:43.47	1:42.82	1:41.70	1:44.10	1:43.57	1:45.53
11	1:40.98	1:43.08	1:41.69	1:41.57	1:43.11					

171 Antje WILLEMS

Lap	1	2	3	4	5	6	7	8	9	10
1	1:56.68	1:44.51	1:43.45	1:41.50	1:42.86	1:41.32	1:42.91	1:43.63	1:43.47	1:53.65
11	3:53.22	1:41.31	1:42.33	1:41.89	1:42.56	1:41.40				

173 Neil TWYMAN

Lap	1	2	3	4	5	6	7	8	9	10
1	2:00.73	1:48.21	1:43.80	1:42.87	1:45.43	1:42.09	1:42.24	1:42.39	1:48.02	3:27.79
11	1:42.56	1:42.59	1:43.43	1:46.19	1:43.72	1:41.82				

178 Chris CADMAN

Lap	1	2	3	4	5	6	7	8	9	10
1	2:11.73	1:51.12	1:51.09	1:51.45	1:54.43	3:50.74	1:51.42	1:48.91	1:49.55	1:48.77
11	1:48.92	1:47.44	1:48.81	1:50.47	1:48.35					

194 David BIRNAGE

Lap	1	2	3	4	5	6	7	8	9	10
1	2:05.39	1:45.19	1:46.57	2:08.71						

202 Simon BLAKENEY-EDWARDS

Lap	1	2	3	4	5	6	7	8	9	10
1	1:31.22	1:27.75	1:28.70	1:38.45	4:47.31	1:26.79	1:29.10	1:30.34	1:39.33	3:12.60
11	1:32.68	2:29.96	1:44.44							

204 Hughie WALKER

Lap	1	2	3	4	5	6	7	8	9	10
1	2:04.29	1:56.58	3:17.15	1:36.81	1:35.43	1:35.69	1:36.53	1:34.03	1:33.49	1:34.49
11	1:37.61	1:30.84	1:32.74	1:33.49	1:33.26	1:33.75	1:34.33			

205 Nigel WILLS

Lap	1	2	3	4	5	6	7	8	9	10
1	2:25.37	5:56.05	2:01.46	1:59.43	1:58.12	1:57.70	1:56.97	1:59.29	1:58.15	1:56.67
11	1:55.62	1:55.75	1:53.26							

207 Tim PARKER

Lap	1	2	3	4	5	6	7	8	9	10
1	2:01.00	1:52.31	4:04.90	1:44.17	1:42.49	1:43.43	1:47.06	1:44.41	1:42.67	1:49.36
11	1:45.07	1:43.59	1:43.38	1:42.54	1:43.33					

208 Tom WATERFIELD

Lap	1	2	3	4	5	6	7	8	9	10
1	1:49.78	1:49.78	1:49.78							

209 Duncan POTTER

Lap	1	2	3	4	5	6	7	8	9	10
1	2:05.60	3:43.60	1:42.23	1:39.93	1:39.44	1:36.13	1:38.81	1:37.23	1:38.05	1:35.11
11	1:34.66	1:37.10	1:36.45	1:34.47	1:36.26	1:35.24				

210 Ian STANDING

Lap	1	2	3	4	5	6	7	8	9	10
1	1:46.88	1:32.00	1:31.78	1:31.75	1:44.58	4:08.67	1:33.66	1:32.76	1:30.94	1:31.64
11	1:34.11	1:35.14	1:30.55	1:31.43	1:32.15	1:32.44	1:33.45			

214 Mark DOLTON

Lap	1	2	3	4	5	6	7	8	9	10
-----	---	---	---	---	---	---	---	---	---	----

1	1:48.84	1:41.54	3:32.38	1:37.35	1:40.15	1:41.03	1:37.87	1:37.50	1:37.44	1:38.83
11	1:39.96	1:37.30	1:33.51	1:35.21	1:36.20	1:35.08	1:37.28			

215 Anne BOURSOT

Lap	1	2	3	4	5	6	7	8	9	10
1	2:15.59	2:01.98	1:59.08	1:58.15	1:55.23	1:57.39	1:57.20	2:05.41	3:45.08	1:56.20
11	1:55.82	1:55.13	1:56.30	1:56.62						

216 Alan BROWN

Lap	1	2	3	4	5	6	7	8	9	10
1	2:12.11	1:57.68	1:54.65	1:50.32	2:01.66	3:56.16	1:50.60	1:53.35	1:49.74	1:49.44
11	1:52.24	1:51.93	1:47.98	1:56.29						

219 Richard BRADFORD

Lap	1	2	3	4	5	6	7	8	9	10
1	1:52.66	1:41.13	1:40.75	1:39.46	1:42.34	1:42.30	1:50.22	4:14.10	1:38.77	1:39.63
11	1:36.99	1:38.36	1:36.97	1:42.70	1:43.05	1:38.19				



The Vintage Sports-Car Club

RACE 2 - PATRICK LINDSAY MEMORIAL & AMSCHEL ROTHSCHILD TROPHIES RACE FOR PRE-1961 FRONT-ENGINEED RACING CARS (VSCC SET 2)

RESULT

Pl	No	Cl	Name	Car	Lap	Time	Behind	MPH	Best Lap on	MPH	Handicap
1	4		Tony WOOD	Maserati TEC MEC	14	16:01.50		85.91	1:07.19	2	87.82
2	29		Marshall BAILEY	Lotus 16	14	16:03.04	1.54	85.78	1:07.74	3	87.10
3	22		Mark GILLIES	ERA R3A	14	16:08.03	6.53	85.33	1:08.09	9	86.66
4	10		Paddins DOWLING	ERA R10B	14	16:23.96	22.46	83.95	1:09.06	3	85.44 17.12
5	5		Nicholas TOPLISS	ERA R4A	14	16:24.78	23.28	83.88	1:09.18	4	85.29 16.26
6	255		Marc VALVEKENS	Aston Martin DBR4	14	16:41.64	40.14	82.47	1:09.84	7	84.48 23.88
7	247		Clive WILSON	Cooper T43	14	17:02.86	1:01.36	80.76	1:11.72	3	82.27 18.78
8	19		Paul GRANT	Cooper Bristol Mk2	14	17:06.36	1:04.86	80.48	1:12.67	10	81.19 8.98
9	33		Christopher PHILLIPS	Cooper Bristol	14	17:06.48	1:04.98	80.47	1:12.06	7	81.88 17.64
10	47		Steve RUSSELL	Cooper Bristol Mk2	14	17:11.91	1:10.41	80.05	1:12.55	11	81.33 16.21
11	190		Niamh WOOD	Cooper Bristol	14	17:12.25	1:10.75	80.02	1:12.62	7	81.25 15.57 *
12	36		Barry WOOD	Cooper Bristol	14	17:13.88	1:12.38	79.90	1:12.61	12	81.26 17.34
13	18		Terry CRABB	ERA R12C	13	16:28.94	1 Lap	77.56	1:13.99	12	79.75 27.07
14	27		Paul JAYE	Alta 2 Litre	13	16:37.92	1 Lap	76.87	1:14.71	5	78.98 26.69
15	232		Guy PLANTE	Cooper Bristol Mk2	13	16:40.17	1 Lap	76.69	1:14.65	6	79.04 29.72
16	58		Duncan RICKETTS	Cooper Type 41	13	16:41.84	1 Lap	76.56	1:15.43	7	78.22 21.25
17	6		Helmut GASSMANN	Lancia-Ferrari	13	16:53.57	1 Lap	75.68	1:14.76	6	78.92 41.69
18	78		Neil PERKINS	Maserati 6CM	13	17:15.75	1 Lap	74.06	1:18.10	3	75.55 20.45
19	50		Tony LEES	AC/GN Cognac	12	16:06.93	2 Laps	73.23	1:17.56	4	76.08 36.21
20	55		Simon STOKES	Riley Treen	12	16:33.28	2 Laps	71.28	1:19.95	5	73.80 33.88

AWARDS

Race Winner & Winner of the Amschel Rothschild Trophy

	4	Tony WOOD	Maserati TEC MEC
2 nd	29	Marshall BAILEY	Lotus 16

Winner of the Patrick Lindsay Memorial Trophy & 3rd Place

	22	Mark GILLIES	ERA R3A
--	----	--------------	---------

First Post-war F2 Car

	19	Paul GRANT	Cooper Bristol Mk2
--	----	------------	--------------------

First Un-supercharged Pre-war Car

	50	Tony LEES	AC/GN Cognac
--	----	-----------	--------------

First on Handicap

	190	Niamh WOOD	Cooper Bristol
--	-----	------------	----------------

SPONSORED BY



RACE GRID

PATRICK LINDSAY MEMORIAL & AMSCHEL ROTHSCHILD

RACE 2

ROW 14			
ROW 13	124 01:27.360 Tom DARK		
ROW 12	55 01:19.340 Simon STOKES		23 01:22.250 David HAWKINS
ROW 11	50 01:18.620 Tony LEES	58 01:18.940 Duncan RICKETTS	
ROW 10	232 01:15.600 Guy PLANTE		78 01:18.420 Neil PERKINS
ROW 9	27 01:14.620 Paul JAYE	6 01:15.170 Helmut GASSMANN	
ROW 8	18 01:13.650 Terry CRABB		98 01:14.420 Oliver LLEWELLYN
ROW 7	77 01:13.130 Adrian VAN DER KROFT	47 01:13.270 Steve RUSSELL	
ROW 6	247 01:12.230 Clive WILSON		190 01:12.780 Niamh WOOD
ROW 5	36 01:11.700 Barry WOOD	33 01:12.010 Christopher PHILLIPS	
ROW 4	255 01:11.010 Marc VALVEKENS		19 01:11.660 Paul GRANT
ROW 3	7 01:09.440 Eddie McGUIRE	10 01:09.990 Paddins DOWLING	
ROW 2	22 01:08.030 Mark GILLIES		5 01:08.520 Nicholas TOPLISS
ROW 1	4 01:05.820 Tony WOOD	29 01:07.250 Marshall BAILEY	

POLE

PATRICK LINDSAY MEMORIAL & AMSCHEL ROTHSCHILD TROPHIES RACE

LAP TIMES - RACE 2

4	Tony WOOD										
Lap	1	2	3	4	5	6	7	8	9	10	
1	1:11.16	1:07.19	1:07.20	1:08.17	1:07.75	1:07.80	1:09.27	1:07.58	1:08.61	1:08.48	
11	1:07.89	1:07.60	1:10.70	1:12.10							
5	Nicholas TOPLISS										
Lap	1	2	3	4	5	6	7	8	9	10	
1	1:13.83	1:09.50	1:09.49	1:09.18	1:09.21	1:09.65	1:10.12	1:10.34	1:10.72	1:09.98	
11	1:10.50	1:11.85	1:09.97	1:10.44							
6	Helmut GASSMANN										
Lap	1	2	3	4	5	6	7	8	9	10	
1	1:24.80	1:16.56	1:15.75	1:15.25	1:15.21	1:14.76	1:16.50	1:16.47	1:16.78	1:17.16	
11	1:17.76	1:16.10	1:30.47								
7	Eddie McGUIRE										
Lap	1	2	3	4	5	6	7	8	9	10	
1	1:15.19	1:09.78	1:10.69	1:14.08	1:15.32	1:29.67					
10	Paddins DOWLING										
Lap	1	2	3	4	5	6	7	8	9	10	
1	1:12.99	1:09.89	1:09.06	1:09.17	1:09.57	1:09.76	1:10.03	1:10.27	1:10.81	1:09.96	
11	1:10.63	1:10.82	1:10.92	1:10.08							
11	Robert COBDEN										
Lap	1	2	3	4	5	6	7	8	9	10	
1	1:23.34										
18	Terry CRABB										
Lap	1	2	3	4	5	6	7	8	9	10	
1	1:22.80	1:17.54	1:15.80	1:15.46	1:14.64	1:14.98	1:15.16	1:15.69	1:16.00	1:16.05	
11	1:15.67	1:13.99	1:15.16								
19	Paul GRANT										
Lap	1	2	3	4	5	6	7	8	9	10	
1	1:17.51	1:13.12	1:13.09	1:12.99	1:12.91	1:13.12	1:13.27	1:13.13	1:13.02	1:12.67	
11	1:12.83	1:13.00	1:12.67	1:13.03							
22	Mark GILLIES										
Lap	1	2	3	4	5	6	7	8	9	10	
1	1:12.61	1:08.44	1:09.26	1:08.49	1:08.55	1:08.26	1:09.47	1:08.92	1:08.09	1:10.15	
11	1:09.04	1:08.78	1:08.90	1:09.07							
27	Paul JAYE										
Lap	1	2	3	4	5	6	7	8	9	10	
1	1:22.58	1:16.51	1:15.81	1:15.98	1:14.71	1:15.45	1:17.19	1:16.50	1:17.10	1:18.01	
11	1:17.01	1:15.54	1:15.53								
29	Marshall BAILEY										
Lap	1	2	3	4	5	6	7	8	9	10	

1	1:10.64	1:08.11	1:07.74	1:08.31	1:07.81	1:09.02	1:07.83	1:08.38	1:08.52	1:08.97
11	1:09.31	1:08.66	1:10.07	1:09.67						

33 Christopher PHILLIPS

Lap	1	2	3	4	5	6	7	8	9	10
1	1:19.70	1:14.22	1:12.97	1:12.72	1:12.67	1:12.91	1:12.06	1:12.49	1:12.73	1:12.84
11	1:12.56	1:12.94	1:12.90	1:12.77						

36 Barry WOOD

Lap	1	2	3	4	5	6	7	8	9	10
1	1:18.97	1:13.68	1:12.86	1:13.08	1:13.05	1:13.41	1:13.53	1:13.77	1:13.84	1:14.04
11	1:12.94	1:12.61	1:13.99	1:14.11						

47 Steve RUSSELL

Lap	1	2	3	4	5	6	7	8	9	10
1	1:19.44	1:14.84	1:13.72	1:12.74	1:13.88	1:12.94	1:12.75	1:12.93	1:13.01	1:13.15
11	1:12.55	1:12.92	1:13.43	1:13.61						

50 Tony LEES

Lap	1	2	3	4	5	6	7	8	9	10
1	1:27.23	1:18.51	1:18.15	1:17.56	1:17.68	1:17.89	1:20.06	1:20.07	1:23.16	1:20.58
11	1:22.56	1:23.48								

55 Simon STOKES

Lap	1	2	3	4	5	6	7	8	9	10
1	1:29.49	1:21.29	1:20.40	1:20.16	1:19.95	1:23.52	1:23.66	1:23.29	1:22.50	1:20.97
11	1:23.87	1:24.18								

58 Duncan RICKETTS

Lap	1	2	3	4	5	6	7	8	9	10
1	1:26.49	1:18.04	1:16.13	1:16.54	1:15.96	1:15.66	1:15.43	1:15.72	1:16.96	1:16.33
11	1:16.16	1:16.19	1:16.23							

77 Adrian VAN DER KROFT

Lap	1	2	3	4	5	6	7	8	9	10
1	1:20.93	1:13.79	1:13.53	1:26.32						

78 Neil PERKINS

Lap	1	2	3	4	5	6	7	8	9	10
1	1:27.95	1:18.98	1:18.10	1:18.12	1:18.75	1:19.63	1:20.56	1:18.64	1:18.62	1:19.06
11	1:18.63	1:18.96	1:19.75							

98 Oliver LLEWELLYN

Lap	1	2	3	4	5	6	7	8	9	10
1	1:31.32	1:24.46	1:37.23							

190 Niamh WOOD

Lap	1	2	3	4	5	6	7	8	9	10
1	1:20.73	1:14.83	1:13.34	1:12.79	1:13.18	1:13.17	1:12.62	1:13.08	1:12.84	1:13.21
11	1:12.74	1:12.64	1:13.28	1:13.80						

232 Guy PLANTE

Lap	1	2	3	4	5	6	7	8	9	10
1	1:24.87	1:18.40	1:17.76	1:17.64	1:16.21	1:14.65	1:15.06	1:15.02	1:15.33	1:15.24
11	1:17.47	1:15.93	1:16.59							

247 Clive WILSON

Lap	1	2	3	4	5	6	7	8	9	10
1	1:18.65	1:12.77	1:11.72	1:12.44	1:12.50	1:12.86	1:12.61	1:12.83	1:12.60	1:12.69
11	1:13.26	1:12.35	1:12.72	1:12.86						

255 Marc VALVEKENS

Lap	1	2	3	4	5	6	7	8	9	10
1	1:17.80	1:11.92	1:11.28	1:10.79	1:10.90	1:10.99	1:09.84	1:10.42	1:10.66	1:10.88
11	1:11.04	1:11.34	1:11.45	1:12.33						

Lap Chart

PATRICK LINDSAY MEMORIAL & AMSCHEL ROTHSCHILD TROPHIES RACE - RACE 2

Lap 1		Lap 2		Lap 3		Lap 4		Lap 5		Lap 6		Lap 7		Lap 8		Lap 9		Lap 10	
No	Time	No	Time	No	Time	No	Time	No	Time	No	Time	No	Time	No	Time	No	Time	No	Time
29	1:10.64	4	2:18.35	4	3:25.55	4	4:33.72	4	5:41.47	4	6:49.27	4	7:58.54	4	9:06.12	4	10:14.73	4	11:23.21
4	1:11.16	29	2:18.75	29	3:26.49	29	4:34.80	29	5:42.61	55	6:51.29 *1	29	7:59.46	29	9:07.84	6	10:15.30 *1	29	11:25.33
22	1:12.61	22	2:21.05	22	3:30.31	22	4:38.80	22	5:47.35	29	6:51.63	78	8:01.53 *1	22	9:14.00	29	10:16.36	18	11:28.07 *1
10	1:12.99	10	2:22.88	10	3:31.94	10	4:41.11	10	5:50.68	22	6:55.61	22	8:05.08	50	9:17.08 *1	232	10:19.61 *1	27	11:31.83 *1
5	1:13.83	5	2:23.33	5	3:32.82	5	4:42.00	5	5:51.21	10	7:00.44	10	8:10.47	10	9:20.74	58	10:19.97 *1	6	11:32.08 *1
7	1:15.19	7	2:24.97	7	3:35.66	7	4:49.74	255	6:02.69	5	7:00.86	5	8:10.98	5	9:21.32	22	10:22.09	22	11:32.24
19	1:17.51	255	2:29.72	255	3:41.00	255	4:51.79	7	6:05.06	255	7:13.68	55	8:14.81 *1	78	9:22.09 *1	10	10:31.55	232	11:34.94 *1
255	1:17.80	19	2:30.63	247	3:43.14	247	4:55.58	247	6:08.08	247	7:20.94	255	8:23.52	255	9:33.94	5	10:32.04	58	11:36.93 *1
247	1:18.65	247	2:31.42	19	3:43.72	19	4:56.71	19	6:09.62	19	7:22.74	247	8:33.55	55	9:38.47 *1	50	10:37.15 *1	10	11:41.51
36	1:18.97	36	2:32.65	36	3:45.51	36	4:58.59	36	6:11.64	36	7:25.05	19	8:36.01	247	9:46.38	78	10:40.73 *1	5	11:42.02
47	1:19.44	33	2:33.92	33	3:46.89	33	4:59.61	33	6:12.28	33	7:25.19	33	8:37.25	19	9:49.14	255	10:44.60	255	11:55.48
33	1:19.70	47	2:34.28	47	3:48.00	47	5:00.74	47	6:14.62	47	7:27.56	36	8:38.58	33	9:49.74	247	10:58.98	78	11:59.35 *1
190	1:20.73	77	2:34.72	77	3:48.25	190	5:01.69	190	6:14.87	190	7:28.04	47	8:40.31	36	9:52.35	55	11:01.76 *1	50	12:00.31 *1
77	1:20.93	190	2:35.56	190	3:48.90	27	5:10.88	27	6:25.59	7	7:34.73	190	8:40.66	47	9:53.24	19	11:02.16	247	12:11.67
27	1:22.58	27	2:39.09	27	3:54.90	18	5:11.60	18	6:26.24	27	7:41.04	18	8:56.38	190	9:53.74	33	11:02.47	19	12:14.83
18	1:22.80	18	2:40.34	18	3:56.14	6	5:12.36	6	6:27.57	18	7:41.22	27	8:58.23	18	10:12.07	36	11:06.19	33	12:15.31
11	1:23.34	6	2:41.36	6	3:57.11	77	5:14.57	58	6:33.16	6	7:42.33	6	8:58.83	27	10:14.73	47	11:06.25	47	12:19.40
6	1:24.80	232	2:43.27	58	4:00.66	58	5:17.20	232	6:34.88	58	7:48.82	58	9:04.25			190	11:06.58	190	12:19.79
232	1:24.87	58	2:44.53	232	4:01.03	232	5:18.67	50	6:39.13	232	7:49.53	232	9:04.59					36	12:20.23
58	1:26.49	50	2:45.74	50	4:03.89	50	5:21.45	78	6:41.90	50	7:57.02							55	12:24.26 *1
50	1:27.23	78	2:46.93	78	4:05.03	78	5:23.15												
78	1:27.95	55	2:50.78	55	4:11.18	55	5:31.34												
55	1:29.49	98	2:55.78	98	4:33.01														
98	1:31.32																		

Lap Chart

PATRICK LINDSAY MEMORIAL & AMSCHEL ROTHSCHILD TROPHIES RACE - RACE 2

Lap 11		Lap 12		Lap 13		Lap 14		Lap 15		Lap 16		Lap 17		Lap 18		Lap 19		Lap 20	
No	Time	No	Time	No	Time	No	Time	No	Time	No	Time	No	Time	No	Time	No	Time	No	Time
4	12:31.10	4	13:38.70	4	14:49.40	4	16:01.50												
29	12:34.64	29	13:43.30	29	14:53.37	29	16:03.04												
22	12:41.28	55	13:45.23 *2	22	14:58.96	50	16:06.93 *2												
18	12:44.12 *1	22	13:50.06	55	15:09.10 *2	22	16:08.03												
6	12:49.24 *1	18	13:59.79 *1	18	15:13.78 *1	10	16:23.96												
27	12:49.84 *1	10	14:02.96	10	15:13.88	5	16:24.78												
232	12:50.18 *1	5	14:04.37	5	15:14.34	18	16:28.94 *1												
10	12:52.14	27	14:06.85 *1	27	15:22.39 *1	55	16:33.28 *2												
5	12:52.52	6	14:07.00 *1	6	15:23.10 *1	27	16:37.92 *1												
58	12:53.26 *1	232	14:07.65 *1	232	15:23.58 *1	232	16:40.17 *1												
255	13:06.52	58	14:09.42 *1	58	15:25.61 *1	255	16:41.64												
78	13:18.41 *1	255	14:17.86	255	15:29.31	58	16:41.84 *1												
50	13:20.89 *1	78	14:37.04 *1	247	15:50.00	6	16:53.57 *1												
247	13:24.93	247	14:37.28	19	15:53.33	247	17:02.86												
19	13:27.66	19	14:40.66	33	15:53.71	19	17:06.36												
33	13:27.87	33	14:40.81	78	15:56.00 *1	33	17:06.48												
47	13:31.95	50	14:43.45 *1	47	15:58.30	47	17:11.91												
190	13:32.53	47	14:44.87	190	15:58.45	190	17:12.25												
36	13:33.17	190	14:45.17	36	15:59.77	36	17:13.88												
		36	14:45.78			78	17:15.75 *1												



The Vintage Sports-Car Club

RACE 3 – HANDICAP RACE FOR PRE-WAR CARS (VSCC SET 6)

RESULT

Pl	No	Cl	Name	Car	Lap	Time	Behind	MPH	Best Lap on	MPH
1	73		Durward LAWSON	Riley Special	5	7:12.97		71.44	1:21.29	2 72.58
2	71		Duncan WOOD	Morgan Super Aero	5	7:13.04	0.07	74.12	1:17.76	3 75.88
3	114		Garry WHYTE	GN Gnome	5	7:14.75	1.78	73.80	1:16.06	4 77.58
4	129		Greg LERIGO	Riley Special	5	7:17.44	4.47	68.22	1:24.52	5 69.81
5	65		Andrew KELLOCK	Fiat AC	5	7:20.13	7.16	68.59	1:24.49	2 69.84
6	68		Mark BRETT	Ballamy-Ford (LMB) V8	5	7:22.91	9.94	68.15	1:24.79	2 69.59
7	62		Jeffrey EDWARDS	Alvis Sports Special	5	7:23.45	10.48	67.29	1:26.36	4 68.32
8	183		Tim KNELLER	Riley Brooklands	5	7:29.51	16.54	67.12	1:26.02	5 68.59
9	41		David PRYKE	Riley 12/4 TT Sprite Rep	5	7:29.76	16.79	69.46	1:22.75	4 71.30
10	118		Trevor SWETE	Invicta S Type	5	7:33.58	20.61	65.04	1:29.39	2 66.01
11	169		Tim WADSWORTH	Lagonda 2 Litre Tourer	5	7:34.96	21.99	57.57	1:40.07	2 58.96
12	115		Steven PRYKE	Frazer Nash Slug	5	7:35.14	22.17	66.28	1:27.70	3 67.28
13	63		Richard ILIFFE	Riley Kestrel 12/4 Special	5	7:37.01	24.04	67.51	1:25.65	3 68.89
14	131		Mark MIDGLEY	Aston Martin Ulster	5	7:46.62	33.65	63.91	1:31.29	3 64.63
15	179		Nicholas HINE	Lagonda LG45	5	7:54.05	41.08	64.98	1:29.40	2 66.00
16	125		Stanley MANN	Bentley Speed Six	5	8:01.83	48.86	61.87	1:34.17	5 62.66

AWARDS

Race Winner

73	Durward LAWSON	Riley Special
2 nd	71 Duncan WOOD	Morgan Super Aero
3 rd	114 Garry WHYTE	GN Gnome
4 th	129 Greg LERIGO	Riley Special

HANDICAP RACE FOR PRE-WAR CARS (VSCC SET 6)

LAP TIMES - RACE 3

35	Sue DARBYSHIRE										
	Lap	1	2	3	4	5	6	7	8	9	10
	1	2:01.00	1:29.62	2:28.37							
41	David PRYKE										
	Lap	1	2	3	4	5	6	7	8	9	10
	1	1:54.10	1:25.04	1:23.89	1:22.75	1:23.98					
44	Andrew MITCHELL										
	Lap	1	2	3	4	5	6	7	8	9	10
	1	2:03.12									
62	Jeffrey EDWARDS										
	Lap	1	2	3	4	5	6	7	8	9	10
	1	1:34.03	1:26.56	1:29.50	1:26.36	1:27.00					
63	Richard ILIFFE										
	Lap	1	2	3	4	5	6	7	8	9	10
	1	1:52.05	1:26.66	1:25.65	1:25.75	1:26.90					
65	Andrew KELLOCK										
	Lap	1	2	3	4	5	6	7	8	9	10
	1	1:37.99	1:24.49	1:26.98	1:25.65	1:25.02					
68	Mark BRETT										
	Lap	1	2	3	4	5	6	7	8	9	10
	1	1:36.20	1:24.79	1:26.94	1:26.16	1:28.82					
71	Duncan WOOD										
	Lap	1	2	3	4	5	6	7	8	9	10
	1	2:00.41	1:18.05	1:17.76	1:18.22	1:18.60					
73	Durward LAWSON										
	Lap	1	2	3	4	5	6	7	8	9	10
	1	1:43.93	1:21.29	1:22.29	1:24.02	1:21.44					
106	Peter BUTLER										
	Lap	1	2	3	4	5	6	7	8	9	10
	1	1:27.95									
109	John SEBER										
	Lap	1	2	3	4	5	6	7	8	9	10
	1	2:08.74									
114	Garry WHYTE										
	Lap	1	2	3	4	5	6	7	8	9	10
	1	1:58.24	1:19.71	1:17.56	1:16.06	1:18.18					
115	Steven PRYKE										
	Lap	1	2	3	4	5	6	7	8	9	10
	1	1:40.93	1:27.87	1:27.70	1:28.40	1:30.24					

118	Trevor SWETE									
Lap	1	2	3	4	5	6	7	8	9	10
1	1:31.08	1:29.39	1:31.62	1:29.81	1:31.68					
125	Stanley MANN									
Lap	1	2	3	4	5	6	7	8	9	10
1	1:43.12	1:34.61	1:35.39	1:34.54	1:34.17					
129	Greg LERIGO									
Lap	1	2	3	4	5	6	7	8	9	10
1	1:34.41	1:26.79	1:26.06	1:25.66	1:24.52					
131	Mark MIDGLEY									
Lap	1	2	3	4	5	6	7	8	9	10
1	1:40.56	1:31.66	1:31.29	1:31.62	1:31.49					
169	Tim WADSWORTH									
Lap	1	2	3	4	5	6	7	8	9	10
1		2:32.72	1:40.07	1:41.77	1:40.40					
179	Nicholas HINE									
Lap	1	2	3	4	5	6	7	8	9	10
1	1:53.87	1:29.40	1:30.46	1:30.41	1:29.91					
183	Tim KNELLER									
Lap	1	2	3	4	5	6	7	8	9	10
1	1:41.92	1:26.94	1:28.33	1:26.30	1:26.02					

Lap Chart

HANDICAP RACE FOR PRE-WAR CARS (VSCC SET 6) - RACE 3

Lap 1		Lap 2		Lap 3		Lap 4		Lap 5		Lap 6		Lap 7		Lap 8		Lap 9		Lap 10	
No	Time	No	Time	No	Time	No	Time	No	Time	No	Time	No	Time	No	Time	No	Time	No	Time
106	1:27.95	169	2:32.72	169	4:12.79	73	5:51.53	73	7:12.97										
118	1:31.08	118	3:00.47	129	4:27.26	114	5:51.57	71	7:13.04										
62	1:34.03	62	3:00.59	73	4:27.51	129	5:52.92	114	7:14.75										
129	1:34.41	68	3:00.99	68	4:27.93	68	5:54.09	129	7:17.44										
68	1:36.20	129	3:01.20	65	4:29.46	71	5:54.44	65	7:20.13										
65	1:37.99	65	3:02.48	62	4:30.09	169	5:54.56	68	7:22.91										
131	1:40.56	73	3:05.22	118	4:32.09	65	5:55.11	62	7:23.45										
115	1:40.93	115	3:08.80	114	4:35.51	62	5:56.45	183	7:29.51										
183	1:41.92	183	3:08.86	71	4:36.22	35	5:58.99 *1	41	7:29.76										
125	1:43.12	131	3:12.22	115	4:36.50	118	6:01.90	118	7:33.58										
73	1:43.93	125	3:17.73	183	4:37.19	183	6:03.49	169	7:34.96										
63	1:52.05	114	3:17.95	41	4:43.03	115	6:04.90	115	7:35.14										
179	1:53.87	71	3:18.46	131	4:43.51	41	6:05.78	63	7:37.01										
41	1:54.10	63	3:18.71	63	4:44.36	63	6:10.11	131	7:46.62										
114	1:58.24	41	3:19.14	125	4:53.12	131	6:15.13	179	7:54.05										
71	2:00.41	179	3:23.27	179	4:53.73	179	6:24.14	125	8:01.83										
35	2:01.00	35	3:30.62																
44	2:03.12																		
109	2:08.74																		



The Vintage Sports-Car Club

RACE 4 – HGPCA PRE-1966 GRAND PRIX CARS

RESULT

Pl	No	Cl	Name	Car	Lap	Time	Behind	MPH	Best Lap on	MPH
1	65	12	Jon FAIRLEY	Brabham BT 11	19	20:11.35		92.55	1:02.70	13 94.11
2	29	7b	Miles GRIFFITHS	Cooper T51	19	20:13.59	2.24	92.38	1:02.94	19 93.75
3	93	12	Rudolf ERNST	Lotus 18 915	18	20:22.11	1 Lap	86.90	1:06.07	13 89.31
4	4	11	Andrew BEAUMONT	Lotus 24 944	18	20:30.41	1 Lap	86.32	1:06.25	13 89.06
5	37	10	Eddy PERK	Heron FI	18	20:31.42	1 Lap	86.25	1:07.40	13 87.54
6	21	10	Alex MORTON	Lotus 21 952	18	20:52.77	1 Lap	84.78	1:07.56	15 87.34
7	15	7b	Tom BAILEY	Cooper Maserati T51	18	20:55.02	1 Lap	84.63	1:07.12	18 87.91
8	17	7b	Tim BAILEY	JBW FI	18	21:08.96	1 Lap	83.70	1:08.09	10 86.66
9	3	10	Barry CANNELL	Lola Mk3	17	20:13.19	2 Laps	82.68	1:08.79	12 85.77
10	11	11	John ROMANO	Brabham BT 11	17	20:21.33	2 Laps	82.13	1:09.06	14 85.44
11	255	In	Marc VALVEKENS	Aston Martin DBR4	17	20:24.81	2 Laps	81.90	1:09.69	11 84.67
12	247	7c	Clive WILSON	Cooper T43	17	20:40.29	2 Laps	80.87	1:11.59	10 82.42
13	16	12	Rodger NEWMAN	Brabham BT 14	17	20:44.50	2 Laps	80.60	1:10.95	16 83.16
14	27	9	Chris WILSON	Cooper-Maserati T51	17	20:45.00	2 Laps	80.57	1:10.66	17 83.50
15	34	7c	John BUSSEY	Cooper T43	17	20:50.13	2 Laps	80.24	1:11.45	16 82.58
16	90	In	Niamh WOOD	Cooper Bristol Mkl 8/52	17	20:52.53	2 Laps	80.08	1:11.57	9 82.44
17	36	10	Tony BEST	Lotus 21 934	16	21:00.28	3 Laps	74.91	1:13.93	3 79.81
18	25	7c	Albert STREMSKI	Emeryson F2/F1	15	20:34.73	4 Laps	71.68	1:20.21	12 73.56

AWARDS

Race Winner & 1st Class 12

1 st	65	12	Jon FAIRLEY	Brabham BT 11	
2 nd	29	7b	Miles GRIFFITHS	Cooper T51	(& 1 st Class 7b)
3 rd	93	12	Rudolf ERNST	Lotus 18 915	

Other Class Winners

247	7c	Clive WILSON	Cooper T43	(1 st Class 7c)
27	9	Chris WILSON	Cooper-Maserati T51	(1 st Class 9)
37	10	Eddy PERK	Heron FI	(1 st Class 10)
4	11	Andrew BEAUMONT	Lotus 24 944	(1 st Class 11)
255	In	Marc VALVEKENS	Aston Martin DBR4	(1 st Invitation Class)

SPONSORED BY



ARBUTHNOT LATHAM
Private Bankers
Since 1833

RACE GRID

HGPCA PRE-1966 GRAND PRIX CARS

RACE 4

ROW 12			
ROW 11	36 01:15.240 Tony BEST	25 01:19.460 Albert STREMINSKI	
ROW 10	90 01:13.020 McGUIRE/ WOOD	34 01:13.500 John BUSSEY	
ROW 9	247 01:10.960 Clive WILSON	11 01:11.150 John ROMANO	
ROW 8	17 01:10.130 Tim BAILEY	27 01:10.800 Chris WILSON	
ROW 7	16 01:09.340 Rodger NEWMAN	7 01:10.010 Paul GRIFFIN	
ROW 6	255 01:09.320 Marc VALVEKENS	3 01:09.330 Barry CANNELL	
ROW 5	15 01:08.250 Tom BAILEY	20 01:09.090 Stephen BOND	
ROW 4	66 01:06.750 Sidney HOOLE	21 01:08.240 Alex MORTON	
ROW 3	93 01:05.790 Rudolf ERNST	37 01:06.570 Eddy PERK	
ROW 2	4 01:05.230 Andrew BEAUMONT	71 01:05.580 Alan BAILLE	
ROW 1	65 01:02.770 Jon FAIRLEY	29 01:03.000 Miles GRIFFITHS	

POLE

HGPCA PRE-1966 GRAND PRIX CARS

LAP TIMES - RACE 4

3 Barry CANNELL

Lap	1	2	3	4	5	6	7	8	9	10
1	1:26.83	1:12.54	1:11.12	1:10.86	1:11.37	1:09.98	1:09.85	1:09.77	1:09.25	1:09.91
11	1:09.16	1:08.79	1:10.20	1:10.48	1:11.73	1:12.28	1:09.07			

4 Andrew BEAUMONT

Lap	1	2	3	4	5	6	7	8	9	10
1	1:21.99	1:09.13	1:08.13	1:09.34	1:07.96	1:07.62	1:07.29	1:07.48	1:06.30	1:07.04
11	1:06.49	1:06.77	1:06.25	1:06.81	1:09.25	1:07.13	1:08.22	1:07.21		

11 John ROMANO

Lap	1	2	3	4	5	6	7	8	9	10
1	1:25.92	1:14.47	1:13.32	1:12.86	1:12.21	1:11.55	1:10.46	1:09.69	1:11.93	1:11.00
11	1:09.70	1:09.40	1:09.29	1:09.06	1:10.41	1:10.41	1:09.65			

15 Tom BAILEY

Lap	1	2	3	4	5	6	7	8	9	10
1	1:15.90	1:10.72	1:09.23	1:09.51	1:09.12	1:08.91	1:09.17	1:08.99	1:07.74	1:07.78
11	1:21.41	1:08.88	1:08.23	1:08.40	1:08.19	1:07.76	1:07.96	1:07.12		

16 Rodger NEWMAN

Lap	1	2	3	4	5	6	7	8	9	10
1	1:26.43	1:14.33	1:13.48	1:13.77	1:11.90	1:13.81	1:12.39	1:11.63	1:11.73	1:11.92
11	1:11.88	1:11.78	1:12.78	1:12.35	1:12.28	1:10.95	1:11.09			

17 Tim BAILEY

Lap	1	2	3	4	5	6	7	8	9	10
1	1:22.50	1:13.70	1:11.50	1:14.23	1:12.82	1:09.38	1:09.57	1:09.65	1:09.42	1:08.09
11	1:08.44	1:08.65	1:09.11	1:08.37	1:08.25	1:08.34	1:08.83	1:08.11		

20 Stephen BOND

Lap	1	2	3	4	5	6	7	8	9	10
1	1:18.64	1:12.45	1:12.64	1:15.82	1:35.55					

21 Alex MORTON

Lap	1	2	3	4	5	6	7	8	9	10
1	1:15.30	1:12.33	1:11.51	1:11.92	1:09.40	1:09.26	1:09.89	1:09.28	1:08.76	1:10.20
11	1:08.89	1:07.95	1:08.33	1:08.33	1:07.56	1:08.02	1:07.80	1:08.04		

25 Albert STREMSKI

Lap	1	2	3	4	5	6	7	8	9	10
1	1:29.21	1:20.64	1:22.46	1:25.46	1:22.95	1:21.60	1:20.38	1:21.94	1:21.74	1:20.94
11	1:21.18	1:20.21	1:21.87	1:21.32	1:22.83					

27 Chris WILSON

Lap	1	2	3	4	5	6	7	8	9	10
1	1:25.61	1:13.33	1:12.93	1:12.65	1:13.99	1:15.21	1:13.86	1:11.92	1:11.60	1:11.69
11	1:11.62	1:11.75	1:13.04	1:12.01	1:11.87	1:11.26	1:10.66			

29	Miles GRIFFITHS									
Lap	1	2	3	4	5	6	7	8	9	10
1	1:07.24	1:04.35	1:04.14	1:03.45	1:03.68	1:03.44	1:04.39	1:03.29	1:04.49	1:03.57
11	1:03.96	1:03.45	1:03.68	1:03.24	1:03.20	1:03.79	1:04.24	1:03.05	1:02.94	
34	John BUSSEY									
Lap	1	2	3	4	5	6	7	8	9	10
1	1:25.42	1:13.80	1:14.20	1:14.37	1:14.03	1:12.69	1:13.36	1:12.02	1:12.14	1:12.57
11	1:12.24	1:12.15	1:13.84	1:12.00	1:11.73	1:11.45	1:12.12			
36	Tony BEST									
Lap	1	2	3	4	5	6	7	8	9	10
1	1:29.57	1:17.16	1:13.93	1:14.01	1:15.95	1:14.11	1:14.46	1:15.10	1:20.14	1:22.04
11	1:18.36	1:20.83	1:19.24	1:22.06	1:22.14	1:21.18				
37	Eddy PERK									
Lap	1	2	3	4	5	6	7	8	9	10
1	1:11.54	1:09.29	1:09.33	1:07.68	1:08.16	1:07.96	1:09.03	1:08.38	1:08.06	1:09.10
11	1:07.41	1:08.05	1:07.40	1:08.06	1:07.91	1:07.45	1:08.17	1:08.44		
65	Jon FAIRLEY									
Lap	1	2	3	4	5	6	7	8	9	10
1	1:07.63	1:04.98	1:03.58	1:03.37	1:03.69	1:03.21	1:04.51	1:03.30	1:03.84	1:03.78
11	1:04.33	1:03.50	1:02.70	1:03.42	1:02.72	1:03.07	1:03.87	1:03.12	1:02.73	
66	Sidney HOOLE									
Lap	1	2	3	4	5	6	7	8	9	10
1	1:17.11	1:09.62	1:07.76	1:07.20	1:07.78	1:08.38	1:07.32	1:07.18	1:06.63	1:07.80
11	1:07.30	1:07.38	1:07.57	1:08.96						
90	McGUIRE/ WOOD									
Lap	1	2	3	4	5	6	7	8	9	10
1	1:26.99	1:14.64	1:13.63	1:13.62	1:13.65	1:12.94	1:13.42	1:12.15	1:11.57	1:12.87
11	1:11.91	1:12.23	1:13.93	1:12.02	1:12.01	1:12.25	1:12.70			
93	Rudolf ERNST									
Lap	1	2	3	4	5	6	7	8	9	10
1	1:15.95	1:08.09	1:07.61	1:14.92	1:06.83	1:07.36	1:07.82	1:06.42	1:06.74	1:07.51
11	1:06.94	1:07.05	1:06.07	1:06.57	1:06.26	1:07.46	1:06.08	1:06.43		
247	Clive WILSON									
Lap	1	2	3	4	5	6	7	8	9	10
1	1:20.49	1:13.20	1:13.05	1:14.06	1:11.76	1:12.94	1:12.25	1:12.15	1:12.30	1:11.59
11	1:12.29	1:12.03	1:12.53	1:12.22	1:13.15	1:11.99	1:12.29			
255	Marc VALVEKENS									
Lap	1	2	3	4	5	6	7	8	9	10
1	1:21.76	1:13.04	1:12.25	1:14.05	1:13.25	1:11.32	1:12.30	1:10.69	1:11.81	1:09.93
11	1:09.69	1:10.02	1:10.15	1:09.77	1:11.95	1:11.27	1:11.56			

Lap Chart

HGPCA PRE-1966 GRAND PRIX CARS - RACE 4

Lap 1		Lap 2		Lap 3		Lap 4		Lap 5		Lap 6		Lap 7		Lap 8		Lap 9		Lap 10	
No	Time	No	Time	No	Time	No	Time	No	Time	No	Time	No	Time	No	Time	No	Time	No	Time
29	1:07.24	29	2:11.59	29	3:15.73	29	4:19.18	29	5:22.86	29	6:26.30	29	7:30.69	29	8:33.98	65	9:38.11	65	10:41.89
65	1:07.63	65	2:12.61	65	3:16.19	65	4:19.56	65	5:23.25	65	6:26.46	65	7:30.97	65	8:34.27	29	9:38.47	29	10:42.04
37	1:11.54	37	2:20.83	37	3:30.16	37	4:37.84	25	5:37.77 *1	36	6:30.62 *1	16	7:33.72 *1	247	8:37.75 *1	3	9:42.32 *1	3	10:51.57 *1
21	1:15.30	93	2:24.04	93	3:31.65	66	4:41.69	37	5:46.00	20	6:35.10 *1	27	7:33.72 *1	255	8:37.97 *1	25	9:42.70 *2	17	10:52.77 *1
15	1:15.90	15	2:26.62	66	3:34.49	15	4:45.36	66	5:49.47	37	6:53.96	34	7:34.51 *1	11	8:40.79 *1	17	9:43.35 *1	255	11:00.47 *1
93	1:15.95	66	2:26.73	15	3:35.85	93	4:46.57	93	5:53.40	66	6:57.85	90	7:35.47 *1	16	8:46.11 *1	255	9:48.66 *1	247	11:02.20 *1
66	1:17.11	21	2:27.63	21	3:39.14	4	4:48.59	15	5:54.48	25	7:00.72 *1	36	7:44.73 *1	27	8:47.58 *1	247	9:49.90 *1	11	11:02.41 *1
20	1:18.64	20	2:31.09	4	3:39.25	21	4:51.06	4	5:56.55	93	7:00.76	37	8:02.99	34	8:47.87 *1	11	9:50.48 *1	25	11:04.64 *2
247	1:20.49	4	2:31.12	20	3:43.73	20	4:59.55	21	6:00.46	15	7:03.39	66	8:05.17	90	8:48.89 *1	16	9:57.74 *1	16	11:09.47 *1
255	1:21.76	247	2:33.69	247	3:46.74	247	5:00.80	247	6:12.56	4	7:04.17	93	8:08.58	36	8:59.19 *1	27	9:59.50 *1	27	11:11.10 *1
4	1:21.99	255	2:34.80	255	3:47.05	255	5:01.10	3	6:12.72	21	7:09.72	4	8:11.46	37	9:11.37	34	9:59.89 *1	34	11:12.03 *1
17	1:22.50	17	2:36.20	17	3:47.70	3	5:01.35	255	6:14.35	3	7:22.70	15	8:12.56	66	9:12.35	90	10:01.04 *1	90	11:12.61 *1
34	1:25.42	27	2:38.94	3	3:50.49	17	5:01.93	17	6:14.75	17	7:24.13	21	8:19.61	93	9:15.00	36	10:14.29 *1	66	11:26.78
27	1:25.61	34	2:39.22	27	3:51.87	27	5:04.52	27	6:18.51	247	7:25.50	25	8:22.32 *1	4	9:18.94	66	10:18.98	37	11:28.53
11	1:25.92	3	2:39.37	34	3:53.42	11	5:06.57	11	6:18.78	255	7:25.67	3	8:32.55	15	9:21.55	37	10:19.43	93	11:29.25
16	1:26.43	11	2:40.39	11	3:53.71	34	5:07.79	16	6:19.91	11	7:30.33	17	8:33.70	21	9:28.89	93	10:21.74	4	11:32.28
3	1:26.83	16	2:40.76	16	3:54.24	16	5:08.01	34	6:21.82							4	10:25.24	36	11:34.43 *1
90	1:26.99	90	2:41.63	90	3:55.26	90	5:08.88	90	6:22.53							15	10:29.29	15	11:37.07
25	1:29.21	36	2:46.73	36	4:00.66	36	5:14.67									21	10:37.65		
36	1:29.57	25	2:49.85	25	4:12.31														

Lap Chart

HGPCA PRE-1966 GRAND PRIX CARS - RACE 4

Lap 11		Lap 12		Lap 13		Lap 14		Lap 15		Lap 16		Lap 17		Lap 18		Lap 19		Lap 20			
No	Time	No	Time	No	Time	No	Time	No	Time	No	Time	No	Time	No	Time	No	Time	No	Time		
29	11:46.00	29	12:49.45	65	13:52.42	65	14:55.84	65	15:58.56	65	17:01.63	65	18:05.50	65	19:08.62	65	20:11.35				
65	11:46.22	65	12:49.72	29	13:53.13	29	14:56.37	4	15:58.60 *1	93	17:02.14 *1	29	18:07.60	29	19:10.65	3	20:13.19 *2				
21	11:47.85 *1	36	12:56.47 *2	21	14:04.69 *1	25	15:08.50 *3	27	15:59.20 *2	247	17:02.86 *2	93	18:09.60 *1	11	19:11.68 *2	29	20:13.59				
17	12:00.86 *1	21	12:56.74 *1	15	14:07.36 *1	21	15:13.02 *1	37	15:59.45 *1	29	17:03.36	37	18:14.81 *1	25	19:11.90 *4	11	20:21.33 *2				
3	12:01.48 *1	15	12:58.48 *1	36	14:14.83 *2	15	15:15.59 *1	29	15:59.57	37	17:07.36 *1	4	18:14.98 *1	255	19:13.25 *2	93	20:22.11 *1				
255	12:10.40 *1	17	13:09.30 *1	17	14:17.95 *1	17	15:27.06 *1	34	16:02.83 *2	4	17:07.85 *1	247	18:16.01 *2	93	19:15.68 *1	255	20:24.81 *2				
11	12:13.41 *1	3	13:10.64 *1	3	14:19.43 *1	3	15:29.63 *1	90	16:03.55 *2	16	17:10.18 *2	36	18:16.96 *3	37	19:22.98 *1	4	20:30.41 *1				
247	12:13.79 *1	255	13:20.09 *1	255	14:30.11 *1	36	15:35.66 *2	21	16:21.35 *1	27	17:11.21 *2	16	18:22.46 *2	4	19:23.20 *1	37	20:31.42 *1				
16	12:21.39 *1	11	13:23.11 *1	11	14:32.51 *1	255	15:40.26 *1	15	16:23.99 *1	34	17:14.83 *2	27	18:23.08 *2	247	19:28.00 *2	25	20:34.73 *4				
27	12:22.79 *1	247	13:26.08 *1	247	14:38.11 *1	11	15:41.80 *1	25	16:28.71 *3	90	17:15.57 *2	34	18:26.56 *2	16	19:33.41 *2	247	20:40.29 *2				
34	12:24.60 *1	16	13:33.27 *1	16	14:45.05 *1	247	15:50.64 *1	17	16:35.43 *1	21	17:28.91 *1	90	18:27.58 *2	27	19:34.34 *2	16	20:44.50 *2				
90	12:25.48 *1	27	13:34.41 *1	27	14:46.16 *1	93	15:55.88	3	16:40.11 *1	15	17:32.18 *1	21	18:36.93 *1	34	19:38.01 *2	27	20:45.00 *2				
25	12:26.38 *2	34	13:36.84 *1	34	14:48.99 *1	16	15:57.83 *1	255	16:50.03 *1	17	17:43.68 *1	15	18:39.94 *1	36	19:39.10 *3	34	20:50.13 *2				
66	12:34.08	90	13:37.39 *1	66	14:49.03	66	15:57.99	11	16:50.86 *1	25	17:50.58 *3	17	18:52.02 *1	90	19:39.83 *2	90	20:52.53 *2				
37	12:35.94	66	13:41.46	93	14:49.31			36	16:54.90 *2	3	17:51.84 *1	3	19:04.12 *1	21	19:44.73 *1	21	20:52.77 *1				
93	12:36.19	93	13:43.24	90	14:49.62 *1					11	18:01.27 *1			15	19:47.90 *1	15	20:55.02 *1				
4	12:38.77	37	13:43.99	37	14:51.39					255	18:01.98 *1			17	20:00.85 *1	36	21:00.28 *3				
		4	13:45.54	4	14:51.79											17	21:08.96 *1				
		25	13:47.32 *2																		



The Vintage Sports-Car Club

RACE 5 – FOX & NICHOLL TROPHY RACE FOR STANDARD & MODIFIED PRE-WAR SPORTS-CARS (VSCC SET 3)

RESULT

Pl	No	Cl	Name	Car	Lap	Time	Behind	MPH	Best Lap on	MPH	Handicap
1	34		Frederic WAKEMAN	Frazer Nash Super Sports	8	10:39.56		73.81	1:18.93	4	74.75
2	56		William MAHANY	HRG Le Mans Model	8	10:39.95	0.39	73.76	1:18.54	8	75.13
3	14		Neil TWYMAN	Alfa Romeo 8C	8	10:50.57	11.01	72.56	1:20.06	8	73.70
4	70		Sue DARBYSHIRE	Morgan Super Aero	8	10:56.94	17.38	71.85	1:20.74	2	73.08 11.02 *
5	68		Mark BRETT	Ballamy-Ford (LMB) V8	8	11:22.57	43.01	69.16	1:23.98	8	70.26 10.73
6	46		Richard PILKINGTON	Talbot T26 SS	8	11:23.36	43.80	69.08	1:23.91	8	70.32 12.08
7	183		Tim KNELLER	Riley Brooklands	8	11:23.64	44.08	69.05	1:23.55	5	70.62 15.24
8	69		John GUYATT	Talbot Lago T150C	8	11:24.57	45.01	68.95	1:23.45	2	70.71 16.97
9	53		Adam PAINTER	Maserati 4CS	8	11:33.09	53.53	68.11	1:24.36	3	69.94 18.21
10	181		Richard BLACK	Talbot Lago T23	8	11:38.20	58.64	67.61	1:24.37	4	69.93 23.24
11	110		Richard REAY-SMITH	Lagonda LG 45	8	11:42.59	1:03.03	67.18	1:25.88	4	68.71 15.55
12	135		David OZANNE	Aston Martin Speed Ulster	8	11:55.74	1:16.18	65.95	1:27.46	5	67.46 16.06
13	131		Mark MIDGLEY	Aston Martin Ulster	8	11:59.62	1:20.06	65.59	1:27.61	8	67.35 18.74
14	111		Paul BAKER	Frazer Nash TT Rep	8	12:01.85	1:22.29	65.39	1:26.57	7	68.16 29.29
15	130		Christopher SCOTT MACKIRDY	Aston Martin Le Mans	8	12:04.15	1:24.59	65.18	1:28.28	4	66.84 17.91
16	120		Fred BOOTHBY	MG J2	7	10:46.16	1 Lap	63.92	1:29.27	5	66.10 21.27
17	210		Ian STANDING	Riley Brooklands	7	11:15.03	1 Lap	61.19	1:31.09	2	64.78 37.40
18	87		Geoffrey BRADFORD	Riley Brooklands	7	11:20.46	1 Lap	60.70	1:34.32	6	62.56 20.22
19	118		Trevor SWETE	Invicta S Type	7	11:21.29	1 Lap	60.62	1:27.80	2	67.20 66.69
20	214		Mark DOLTON	MG PB	7	11:27.77	1 Lap	60.05	1:33.62	7	63.02 32.43
21	209		Duncan POTTER	MG C Type	7	11:28.70	1 Lap	59.97	1:32.41	7	63.85 41.83
22	116		Ralf EMMERLING	Riley Brooklands	7	11:37.15	1 Lap	59.25	1:33.98	7	62.78 39.29
23	188		Geoffrey DELANEY	Lea-Francis Hyper	7	11:37.43	1 Lap	59.22	1:35.94	6	61.50 25.85
24	147		David LAMB	Riley Brooklands	7	11:40.51	1 Lap	58.96	1:34.35	7	62.54 40.06
25	161		Alex PILKINGTON	Alfa Romeo 6C 1750	7	11:42.03	1 Lap	58.83	1:37.07	7	60.79 22.54
26	169		Tim WADSWORTH	Lagonda 2 Litre Tourer	7	11:43.31	1 Lap	58.73	1:37.55	7	60.49 20.46
27	145		Clive TEMPLE	Riley Brooklands	7	11:43.94	1 Lap	58.67	1:37.04	7	60.80 24.66
28	201		John REEVE	Riley Brooklands	7	12:12.31	1 Lap	56.40	1:41.64	3	58.05 20.83
29	168		David FURNELL	Riley Brooklands	7	12:15.07	1 Lap	56.19	1:41.20	2	58.30 26.67
30	215		Anne BOURSOT	MG PA	6	12:11.93	2 Laps	48.37	1:59.23	6	49.49 16.55
31	205		Nigel WILLS	Talbot 90	6	12:13.44	2 Laps	48.27	1:58.78	6	49.68 20.76

AWARDS

Race Winner, 1st Un-supercharged Car 1101-1500cc & 1st Vintage Car

34	Frederic WAKEMAN	Frazer Nash Super Sports	
2 nd 56	William MAHANY	HRG Le Mans Model	(& 1 st Un-supercharged Car up to 1100cc)

Winner of the Fox & Nicholl Trophy, 3rd Place & 1st VSCC Standard Car

14	Neil TWYMAN	Alfa Romeo 8C
----	-------------	---------------

Other Capacity Class Winners

135	David OZANNE	Aston Martin Speed Ulster	(1 st Un-supercharged Car 1501-2000cc)
169	Tim WADSWORTH	Lagonda 2 Litre Tourer	(1 st Un-supercharged Car 2001-3000cc)
68	Mark BRETT	Ballamy-Ford (LMB) V8	(1 st Un-supercharged Car over 3000cc & 2 nd VSCC Standard Car)

Other VSCC Standard Cars

3 rd 46	Richard PILKINGTON	Talbot T26 SS
--------------------	--------------------	---------------

First on Handicap

70	Sue DARBYSHIRE	Morgan Super Aero
----	----------------	-------------------

SPONSORED BY



ST. JAMES'S PLACE
WEALTH MANAGEMENT

PART OF THE 'ODM' SERIES OF RACES



RACE GRID

FOX & NICHOLL TROPHY RACE (VSCC SET 3)

RACE 5

ROW 20			
ROW 19	215 01:57.660 Anne BOURSOT		205 02:00.630 Nigel WILLS
ROW 18		184 01:49.140 Andrew BAKER	93 01:56.210 Rudolf ERNST
ROW 17	209 01:42.640 Duncan POTTER		168 01:44.530 David FURNELL
ROW 16		120 01:39.130 Fred BOOTHBY	161 01:39.240 Alex PILKINGTON
ROW 15	214 01:37.700 Mark DOLTON		201 01:38.870 John REEVE
ROW 14		145 01:34.900 Clive TEMPLE	169 01:37.370 Tim WADSWORTH
ROW 13	188 01:33.910 Geoffrey DELANEY		87 01:33.920 Geoffrey BRADFORD
ROW 12		147 01:32.280 David LAMB	116 01:33.600 Ralf EMMERLING
ROW 11	132 01:31.630 John BRIGGS		210 01:31.920 Ian STANDING
ROW 10		130 01:30.490 Christopher SCOTT MAC	202 01:31.150 Simon BLAKENEY-EDW
ROW 9	150 01:29.590 Jeremy HOLDEN		107 01:29.940 Barry FOSTER
ROW 8		118 01:28.190 Trevor SWETE	135 01:29.490 David OZANNE
ROW 7	131 01:27.500 Mark MIDGLEY		181 01:28.130 Richard BLACK
ROW 6		111 01:27.310 Paul BAKER	110 01:27.330 Richard REAY-SMITH
ROW 5	69 01:25.360 John GUYATT		53 01:26.440 Adam PAINTER
ROW 4		68 01:24.080 Mark BRETT	183 01:24.790 Tim KNELLER
ROW 3	46 01:22.860 Richard PILKINGTON		44 01:22.980 Andrew MITCHELL
ROW 2		14 01:21.540 Neil TWYMAN	70 01:21.910 Sue DARBYSHIRE
ROW 1	34 01:19.000 Frederic WAKEMAN		56 01:19.140 William MAHANY

POLE

FOX & NICHOLL TROPHY RACE (VSCC SET 3)

LAP TIMES - RACE 5

14	Neil TWYMAN										
Lap	1	2	3	4	5	6	7	8	9	10	
1	1:24.18	1:20.46	1:20.72	1:20.17	1:21.89	1:22.34	1:20.76	1:20.06			
34	Frederic WAKEMAN										
Lap	1	2	3	4	5	6	7	8	9	10	
1	1:22.51	1:19.15	1:19.93	1:18.92	1:20.67	1:20.29	1:19.11	1:19.02			
46	Richard PILKINGTON										
Lap	1	2	3	4	5	6	7	8	9	10	
1	1:28.75	1:24.28	1:24.17	1:25.90	1:24.37	1:26.44	1:25.52	1:23.95			
53	Adam PAINTER										
Lap	1	2	3	4	5	6	7	8	9	10	
1	1:28.49	1:24.39	1:24.32	1:27.32	1:26.35	1:27.16	1:26.86	1:28.25			
56	William MAHANY										
Lap	1	2	3	4	5	6	7	8	9	10	
1	1:22.65	1:19.30	1:20.17	1:19.21	1:20.24	1:21.02	1:18.84	1:18.54			
68	Mark BRETT										
Lap	1	2	3	4	5	6	7	8	9	10	
1	1:27.22	1:24.63	1:24.36	1:26.43	1:24.64	1:25.98	1:25.36	1:23.98			
69	John GUYATT										
Lap	1	2	3	4	5	6	7	8	9	10	
1	1:30.37	1:23.45	1:24.86	1:25.83	1:24.46	1:24.69	1:26.72	1:24.21			
70	Sue DARBYSHIRE										
Lap	1	2	3	4	5	6	7	8	9	10	
1	1:26.12	1:20.74	1:21.23	1:21.45	1:21.56	1:22.92	1:21.55	1:21.42			
87	Geoffrey BRADFORD										
Lap	1	2	3	4	5	6	7	8	9	10	
1	1:49.01	1:35.87	1:35.49	1:36.20	1:35.10	1:34.32	1:34.49				
93	Rudolf ERNST										
Lap	1	2	3	4	5	6	7	8	9	10	
1	10:58.45										
110	Richard REAY-SMITH										
Lap	1	2	3	4	5	6	7	8	9	10	
1	1:34.37	1:28.11	1:26.84	1:25.88	1:27.30	1:26.21	1:26.47	1:27.45			
111	Paul BAKER										
Lap	1	2	3	4	5	6	7	8	9	10	
1	1:40.88	1:27.64	1:27.19	1:29.38	1:31.07	1:29.45	1:26.56	1:29.72			
116	Ralf EMMERLING										
Lap	1	2	3	4	5	6	7	8	9	10	
1	2:03.89	1:35.89	1:35.70	1:35.55	1:36.53	1:35.62	1:33.99				

118	Trevor SWETE									
Lap	1	2	3	4	5	6	7	8	9	10
1	1:34.32	1:27.80	2:21.92	1:30.06	1:28.81	1:30.60	1:27.81			
120	Fred BOOTHBY									
Lap	1	2	3	4	5	6	7	8	9	10
1	1:41.40	1:29.38	1:31.41	1:29.50	1:29.28	1:32.13	1:33.11			
130	Christopher SCOTT MACKIRDY									
Lap	1	2	3	4	5	6	7	8	9	10
1	1:39.24	1:30.14	1:28.31	1:28.28	1:29.27	1:28.60	1:29.23	1:31.08		
131	Mark MIDGLEY									
Lap	1	2	3	4	5	6	7	8	9	10
1	1:37.59	1:29.34	1:29.70	1:28.29	1:30.17	1:28.19	1:28.78	1:27.61		
135	David OZANNE									
Lap	1	2	3	4	5	6	7	8	9	10
1	1:37.91	1:28.63	1:28.02	1:29.71	1:27.46	1:27.90	1:28.13	1:28.02		
145	Clive TEMPLE									
Lap	1	2	3	4	5	6	7	8	9	10
1	1:51.41	1:37.90	1:39.40	1:39.55	1:39.60	1:39.09	1:37.04			
147	David LAMB									
Lap	1	2	3	4	5	6	7	8	9	10
1	1:52.80	1:39.85	1:37.09	1:39.46	1:39.01	1:37.97	1:34.36			
150	Jeremy HOLDEN									
Lap	1	2	3	4	5	6	7	8	9	10
1	1:38.80	1:31.83	1:30.76	1:29.74	1:43.69					
161	Alex PILKINGTON									
Lap	1	2	3	4	5	6	7	8	9	10
1	1:50.08	1:38.45	1:40.78	1:39.39	1:38.07	1:38.24	1:37.07			
168	David FURNELL									
Lap	1	2	3	4	5	6	7	8	9	10
1	1:56.14	1:41.20	1:43.64	1:41.96	1:45.42	1:43.93	1:42.80			
169	Tim WADSWORTH									
Lap	1	2	3	4	5	6	7	8	9	10
1	1:48.45	1:39.59	1:40.21	1:39.45	1:38.70	1:39.40	1:37.55			
181	Richard BLACK									
Lap	1	2	3	4	5	6	7	8	9	10
1	1:36.68	1:28.00	1:26.30	1:24.36	1:25.25	1:25.22	1:26.10	1:26.31		
183	Tim KNELLER									
Lap	1	2	3	4	5	6	7	8	9	10
1	1:30.20	1:25.38	1:24.43	1:25.07	1:23.55	1:26.43	1:24.36	1:24.21		
188	Geoffrey DELANEY									
Lap	1	2	3	4	5	6	7	8	9	10
1	1:51.04	1:39.63	1:36.35	1:38.69	1:38.74	1:35.96	1:37.00			

201 John REEVE

Lap	1	2	3	4	5	6	7	8	9	10
1	1:54.23	1:41.80	1:41.64	1:41.72	1:43.30	1:44.30	1:45.30			

202 Simon BLAKENEY-EDWARDS

Lap	1	2	3	4	5	6	7	8	9	10
1	1:33.10	1:26.91	1:26.00	1:26.30	1:25.30	1:46.24				

205 Nigel WILLS

Lap	1	2	3	4	5	6	7	8	9	10
1	2:13.49	1:59.36	2:00.27	2:00.90	2:00.65	1:58.79				

209 Duncan POTTER

Lap	1	2	3	4	5	6	7	8	9	10
1	1:53.81	1:38.11	1:36.15	1:38.00	1:37.14	1:33.10	1:32.41			

210 Ian STANDING

Lap	1	2	3	4	5	6	7	8	9	10
1	1:42.98	1:31.10	1:31.95	1:48.95	1:33.97	1:32.90	1:33.23			

214 Mark DOLTON

Lap	1	2	3	4	5	6	7	8	9	10
1	1:52.05	1:36.27	1:35.63	1:35.63	1:37.02	1:37.60	1:33.61			

215 Anne BOURSOT

Lap	1	2	3	4	5	6	7	8	9	10
1	2:09.94	2:01.01	2:01.33	1:59.83	2:00.61	1:59.23				

Lap Chart

FOX & NICHOLL TROPHY RACE (VSCC SET 3) - RACE 5

Lap 1		Lap 2		Lap 3		Lap 4		Lap 5		Lap 6		Lap 7		Lap 8		Lap 9		Lap 10	
No	Time	No	Time	No	Time	No	Time	No	Time	No	Time	No	Time	No	Time	No	Time	No	Time
34	1:22.51	34	2:41.66	34	4:01.59	34	5:20.51	34	6:41.18	34	8:01.47	34	9:20.58	34	10:39.60				
56	1:22.65	56	2:41.95	56	4:02.12	168	5:20.98 *1	56	6:41.57	56	8:02.59	56	9:21.43	56	10:39.97				
14	1:24.18	14	2:44.64	14	4:05.36	56	5:21.33	188	6:45.71 *1	210	8:08.95 *1	14	9:30.52	120	10:46.21 *1				
70	1:26.12	70	2:46.86	70	4:08.09	118	5:24.04 *1	209	6:46.07 *1	14	8:09.76	70	9:35.57	14	10:50.58				
68	1:27.22	68	2:51.85	215	4:10.95 *1	14	5:25.53	14	6:47.42	87	8:11.67 *1	210	9:41.85 *1	70	10:56.99				
53	1:28.49	53	2:52.88	205	4:12.85 *1	70	5:29.54	169	6:47.70 *1	215	8:12.11 *2	87	9:45.99 *1	93	10:58.45 *7				
46	1:28.75	46	2:53.03	68	4:16.21	68	5:42.64	145	6:48.26 *1	205	8:14.02 *2	118	9:53.51 *1	210	11:15.08 *1				
183	1:30.20	69	2:53.82	46	4:17.20	46	5:43.10	161	6:48.70 *1	70	8:14.02	214	9:54.20 *1	87	11:20.48 *1				
69	1:30.37	183	2:55.58	53	4:17.20	69	5:44.51	147	6:49.20 *1	214	8:16.60 *1	209	9:56.31 *1	118	11:21.32 *1				
202	1:33.10	202	3:00.01	69	4:18.68	53	5:44.52	116	6:51.03 *1	118	8:22.91 *1	68	9:58.62	68	11:22.60				
118	1:34.32	118	3:02.12	183	4:20.01	183	5:45.08	70	6:51.10	209	8:23.21 *1	183	9:59.42	46	11:23.38				
110	1:34.37	110	3:02.48	202	4:26.01	202	5:52.31	118	6:54.10 *1	188	8:24.45 *1	46	9:59.43	183	11:23.63				
181	1:36.68	181	3:04.68	110	4:29.32	110	5:55.20	201	6:59.39 *1	169	8:26.40 *1	69	10:00.38	69	11:24.59				
131	1:37.59	135	3:06.54	181	4:30.98	181	5:55.34	168	7:02.94 *1	161	8:26.77 *1	188	10:00.41 *1	214	11:27.81 *1				
135	1:37.91	131	3:06.93	135	4:34.56	135	6:04.27	68	7:07.28	116	8:27.56 *1	116	10:03.18 *1	209	11:28.72 *1				
150	1:38.80	111	3:08.52	111	4:35.71	131	6:04.92	46	7:07.47	145	8:27.86 *1	53	10:04.89	53	11:33.14				
130	1:39.24	130	3:09.38	131	4:36.63	111	6:05.09	183	7:08.63	147	8:28.21 *1	161	10:05.01 *1	116	11:37.17 *1				
111	1:40.88	150	3:10.63	130	4:37.69	130	6:05.97	69	7:08.97	68	8:33.26	169	10:05.80 *1	188	11:37.41 *1				
120	1:41.40	120	3:10.78	150	4:41.39	150	6:11.13	53	7:10.87	69	8:33.66	147	10:06.18 *1	181	11:38.22				
210	1:42.98	210	3:14.08	120	4:42.19	120	6:11.69	202	7:17.61	46	8:33.91	145	10:06.95 *1	147	11:40.54 *1				
169	1:48.45	87	3:24.88	210	4:46.03	215	6:12.28 *1	181	7:20.59	183	8:35.06	181	10:11.91	161	11:42.08 *1				
87	1:49.01	169	3:28.04	87	5:00.37	205	6:13.12 *1	110	7:22.50	53	8:38.03	215	10:12.72 *2	110	11:42.63				
161	1:50.08	214	3:28.32	214	5:03.95	210	6:34.98	135	7:31.73	201	8:42.69 *1	205	10:14.67 *2	169	11:43.35 *1				
188	1:51.04	161	3:28.53	188	5:07.02	87	6:36.57	131	7:35.09	181	8:45.81	110	10:15.18	145	11:43.99 *1				
145	1:51.41	145	3:29.31	209	5:08.07	214	6:39.58	130	7:35.24	168	8:48.36 *1	201	10:26.99 *1	135	11:55.78				
214	1:52.05	188	3:30.67	169	5:08.25			111	7:36.16	110	8:48.71	135	10:27.76	131	11:59.67				
147	1:52.80	209	3:31.92	145	5:08.71			120	7:40.97	135	8:59.63	131	10:32.06	111	12:01.89				
209	1:53.81	147	3:32.65	161	5:09.31			150	7:54.82	131	9:03.28	111	10:32.17	130	12:04.15				
201	1:54.23	201	3:36.03	147	5:09.74					130	9:03.84	168	10:32.29 *1	215	12:11.95 *2				
168	1:56.14	168	3:37.34	116	5:15.48					202	9:03.85	130	10:33.07	201	12:12.29 *1				
116	2:03.89	116	3:39.78	201	5:17.67					111	9:05.61			205	12:13.46 *2				
215	2:09.94									120	9:13.10			168	12:15.09 *1				
205	2:13.49																		



The Vintage Sports-Car Club

RACE 6 – GP ITALIA & LANCHESTER TROPHIES RACE FOR VINTAGE RACING CARS (VSCC SET I)

RESULT

Pl	No	Cl	Name	Car	Lap	Time	Behind	MPH	Best Lap on	MPH	Handicap
1	26		Justin MAEERS	GN Parker	4	5:04.81		77.43	1:15.12	4	78.55
2	71		Duncan WOOD	Morgan Super Aero	4	5:12.88	8.07	75.43	1:16.76	2	76.87
3	34		Frederic WAKEMAN	Frazer Nash Super Sports	4	5:14.42	9.61	75.06	1:17.31	4	76.32
4	61		Christopher WILLIAMS	Napier Bentley	4	5:18.70	13.89	74.06	1:18.38	4	75.28 5.18 *
5	60		Gary CAROLINE	Morgan Super Aero	4	5:19.86	15.05	73.79	1:17.90	3	75.74 8.26
6	86		Clive MORLEY	Bentley 3/4½ Litre	4	5:31.19	26.38	71.26	1:19.96	3	73.79 11.35
7	102		Chris HUDSON	Bugatti T35B	4	5:32.13	27.32	71.06	1:20.73	4	73.09 9.21
8	185		Bo WILLIAMS	Bugatti T35B	4	5:40.09	35.28	69.40	1:19.60	4	74.13 21.69
9	127		Graham PADDICK	McDowell Ford Track Racer	4	5:49.04	44.23	67.62	1:25.06	4	69.37 8.80
10	115		Steven PRYKE	Frazer Nash Slug	4	5:58.33	53.52	65.87	1:27.68	2	67.29 7.61
11	145		Clive TEMPLE	Riley Brooklands	3	5:11.97	1 Lap	56.74	1:36.31	3	61.26 23.04

AWARDS

Race Winner

26 Justin MAEERS GN Parker

Winner of the GP Itala Trophy, 2nd Place & 1st Car 1101-1500cc

71 Duncan WOOD Morgan Super Aero
3rd 34 Frederic WAKEMAN Frazer Nash Super Sports

Other Capacity Class Winners

145 Clive TEMPLE Riley Brooklands (1st Car up to 1100cc)

First VSCC Standard Car

102 Chris HUDSON Bugatti T35B

First on Handicap

61 Christopher WILLIAMS Napier Bentley


SPONSORED BY

Bonhams

RACE GRID

GP ITALIA & LANCHESTER TROPHIES RACE (VSCC SET 1)

RACE 6

ROW 8	203 01:38.680 Andrew HOWE-DAVIES	145 ---- Clive TEMPLE
ROW 7	115 01:26.020 Steven PRYKE	127 01:30.980 Graham PADDICK
ROW 6	91 01:21.210 James MORLEY	82 01:21.300 Ivan DUTTON
ROW 5	86 01:21.180 Clive MORLEY	185 01:21.200 Bo WILLIAMS
ROW 4	102 01:20.520 Chris HUDSON	61 01:21.070 Christopher WILLIAMS
ROW 3	34 01:19.000 Frederic WAKEMAN	60 01:19.340 Gary CAROLINE
ROW 2	71 01:18.470 Duncan WOOD	50 01:18.620 Tony LEES
ROW 1	26 01:16.500 Justin MAEERS	114 01:16.880 Garry WHYTE
POLE		
		

AMENDED GRID

GP ITALIA & LANCHESTER TROPHIES RACE (VSCC SET 1)

LAP TIMES - RACE 6

26	Justin MAEERS										
	Lap	1	2	3	4	5	6	7	8	9	10
	1	1:18.48	1:15.96	1:15.25	1:15.12						
34	Frederic WAKEMAN										
	Lap	1	2	3	4	5	6	7	8	9	10
	1	1:20.70	1:18.15	1:18.26	1:17.31						
60	Gary CAROLINE										
	Lap	1	2	3	4	5	6	7	8	9	10
	1	1:24.27	1:19.22	1:17.90	1:18.47						
61	Christopher WILLIAMS										
	Lap	1	2	3	4	5	6	7	8	9	10
	1	1:23.02	1:18.48	1:18.82	1:18.38						
71	Duncan WOOD										
	Lap	1	2	3	4	5	6	7	8	9	10
	1	1:21.50	1:16.76	1:17.72	1:16.90						
86	Clive MORLEY										
	Lap	1	2	3	4	5	6	7	8	9	10
	1	1:30.01	1:20.48	1:19.96	1:20.74						
102	Chris HUDSON										
	Lap	1	2	3	4	5	6	7	8	9	10
	1	1:27.13	1:22.84	1:21.43	1:20.73						
114	Garry WHYTE										
	Lap	1	2	3	4	5	6	7	8	9	10
	1	1:18.06	1:21.08	1:15.72	1:15.40						
115	Steven PRYKE										
	Lap	1	2	3	4	5	6	7	8	9	10
	1	1:33.77	1:27.68	1:27.88	1:29.00						
127	Graham PADDICK										
	Lap	1	2	3	4	5	6	7	8	9	10
	1	1:32.21	1:26.33	1:25.44	1:25.06						
145	Clive TEMPLE										
	Lap	1	2	3	4	5	6	7	8	9	10
	1	1:58.59	1:37.07	1:36.31							
185	Bo WILLIAMS										
	Lap	1	2	3	4	5	6	7	8	9	10
	1	1:39.14	1:20.07	1:21.28	1:19.60						
203	Andrew HOWE-DAVIES										
	Lap	1	2	3	4	5	6	7	8	9	10
	1	1:43.97	1:37.88	1:37.30							

Lap Chart

GP ITALIA & LANCHESTER TROPHIES RACE (VSCC SET 1) - RACE 6

Lap 1		Lap 2		Lap 3		Lap 4		Lap 5		Lap 6		Lap 7		Lap 8		Lap 9		Lap 10	
No	Time	No	Time	No	Time	No	Time	No	Time	No	Time	No	Time	No	Time	No	Time	No	Time
114	1:18.06	26	2:34.44	26	3:49.69	26	5:04.81												
26	1:18.48	71	2:38.26	114	3:54.86	114	5:10.26												
34	1:20.70	34	2:38.85	71	3:55.98	145	5:11.97	*1											
71	1:21.50	114	2:39.14	34	3:57.11	71	5:12.88												
61	1:23.02	61	2:41.50	61	4:00.32	34	5:14.42												
60	1:24.27	60	2:43.49	60	4:01.39	61	5:18.70												
102	1:27.13	102	2:49.97	86	4:10.45	60	5:19.86												
86	1:30.01	86	2:50.49	102	4:11.40	86	5:31.19												
127	1:32.21	127	2:58.54	185	4:20.49	102	5:32.13												
115	1:33.77	185	2:59.21	127	4:23.98	185	5:40.09												
185	1:39.14	115	3:01.45	115	4:29.33	127	5:49.04												
203	1:43.97	203	3:21.85	203	4:59.15	115	5:58.33												
145	1:58.59	145	3:35.66																



The Vintage Sports-Car Club

RACE 7 – HANDICAP RACE FOR PRE-WAR CARS (VSCC SET 6)

RESULT

Pl	No	Cl	Name	Car	Lap	Time	Behind	MPH	Best Lap	on	MPH
1	160		William DE JONG CLEYNDERT	Wolsley Hornet Special	5	8:16.16		61.96	1:33.43	5	63.15
2	112		Geoff TOMS	Fiat 508S	5	8:19.52	3.36	64.20	1:28.69	5	66.53
3	188		Geoffrey DELANEY	Lea-Francis Hyper	5	8:27.11	10.95	60.57	1:35.22	4	61.97
4	156		Steve ALLEN	Bentley 4½ Litre Special	5	8:28.22	12.06	61.69	1:33.63	4	63.02
5	143		William ELBOURN	Bentley Le Mans	5	8:28.39	12.23	60.41	1:35.24	5	61.95
6	159		Adam GENTILLI	Frazer Nash TT Replica	5	8:29.07	12.91	61.58	1:33.23	3	63.29
7	171		Antje WILLEMS	Invicta 4½ S	5	8:31.96	15.80	57.63	1:40.76	3	58.56
8	146		Chloe MASON	Aston Martin Ulster LM18	5	8:33.90	17.74	62.25	1:32.54	4	63.76
9	164		Vivian BUSH	Bentley 3 Litre	5	8:34.72	18.56	57.32	1:40.24	4	58.86
10	148		David SAXL	Riley 12/4 Special	5	8:35.82	19.66	60.73	1:32.74	5	63.62
11	144		Scott BEVIS	Amilcar Riley Special	5	8:40.25	24.09	60.18	1:33.48	5	63.12
12	140		Oliver RICHARDSON	MG C Type Montlhery	5	8:47.99	31.83	59.24	1:36.51	5	61.14
13	141		Andrew CROYS DILL	Riley 12/4	5	8:49.59	33.43	60.26	1:34.98	5	62.12
14	158		Bob TOWELL	Morgan 200 Mile Aero	5	9:13.00	56.84	53.84	1:47.97	4	54.65
15	163		Ron TURNER	Wolseley Hornet Special	5	9:13.50	57.34	53.79	1:44.77	4	56.32
16	166		Ian FYFE	Alvis 12/70 Special	5	9:18.75	1:02.59	52.80	1:47.42	2	54.93
17	172		Robert BARBET	Austin 7 Sports	4	8:19.36	1 Lap	47.26	2:04.23	4	47.50

AWARDS

Race Winner

	160	William DE JONG CLEYNDERT	Wolsley Hornet Special
2 nd	112	Geoff TOMS	Fiat 508S
3 rd	188	Geoffrey DELANEY	Lea-Francis Hyper
4 th	156	Steve ALLEN	Bentley 4 ¼ Litre Special

HANDICAP RACE FOR PRE-WAR CARS (VSCC SET 6)

LAP TIMES - RACE 7

94	Hugh BIRLEY										
Lap	1	2	3	4	5	6	7	8	9	10	
1	2:26.04	2:17.05									
112	Geoff TOMS										
Lap	1	2	3	4	5	6	7	8	9	10	
1	2:17.55	1:31.11	1:31.91	1:30.26	1:28.69						
140	Oliver RICHARDSON										
Lap	1	2	3	4	5	6	7	8	9	10	
1	2:14.51	1:40.04	1:39.34	1:37.59	1:36.51						
141	Andrew CROYSDILL										
Lap	1	2	3	4	5	6	7	8	9	10	
1	2:24.06	1:36.51	1:37.15	1:36.89	1:34.98						
143	William ELBOURN										
Lap	1	2	3	4	5	6	7	8	9	10	
1	2:03.88	1:36.85	1:36.38	1:36.04	1:35.24						
144	Scott BEVIS										
Lap	1	2	3	4	5	6	7	8	9	10	
1	2:15.94	1:39.45	1:37.48	1:33.90	1:33.48						
146	Chloe MASON										
Lap	1	2	3	4	5	6	7	8	9	10	
1	2:19.88	1:34.82	1:33.63	1:32.54	1:33.03						
148	David SAXL										
Lap	1	2	3	4	5	6	7	8	9	10	
1	2:16.11	1:35.74	1:36.72	1:34.51	1:32.74						
149	David ASPLIN										
Lap	1	2	3	4	5	6	7	8	9	10	
1	1:56.20	1:46.86	2:05.97								
156	Steve ALLEN										
Lap	1	2	3	4	5	6	7	8	9	10	
1	2:12.38	1:33.93	1:34.04	1:33.63	1:34.24						
158	Bob TOWELL										
Lap	1	2	3	4	5	6	7	8	9	10	
1	1:56.35	1:49.70	1:48.80	1:47.97	1:50.18						
159	Adam GENTILLI										
Lap	1	2	3	4	5	6	7	8	9	10	
1	2:11.05	1:34.63	1:33.23	1:34.78	1:35.38						
160	William DE JONG CLEYNDERT										
Lap	1	2	3	4	5	6	7	8	9	10	
1	2:01.97	1:33.62	1:33.69	1:33.45	1:33.43						

163 Ron TURNER

Lap	1	2	3	4	5	6	7	8	9	10
1	2:08.99	1:47.45	1:46.04	1:44.77	1:46.25					

164 Vivian BUSH

Lap	1	2	3	4	5	6	7	8	9	10
1	1:50.57	1:40.70	1:42.54	1:40.24	1:40.67					

166 Ian FYFE

Lap	1	2	3	4	5	6	7	8	9	10
1	1:53.02	1:47.42	1:50.70	1:54.85	1:52.76					

171 Antje WILLEMS

Lap	1	2	3	4	5	6	7	8	9	10
1	1:44.70	1:40.98	1:40.76	1:41.02	1:44.50					

172 Robert BARBET

Lap	1	2	3	4	5	6	7	8	9	10
1	2:03.29	2:06.72	2:05.12	2:04.23						

188 Geoffrey DELANEY

Lap	1	2	3	4	5	6	7	8	9	10
1	2:00.85	1:39.00	1:36.20	1:35.22	1:35.84					

Lap Chart

HANDICAP RACE FOR PRE-WAR CARS (VSCC SET 6) - RACE 7

Lap 1		Lap 2		Lap 3		Lap 4		Lap 5		Lap 6		Lap 7		Lap 8		Lap 9		Lap 10	
No	Time	No	Time	No	Time	No	Time	No	Time	No	Time	No	Time	No	Time	No	Time	No	Time
171	1:44.70	171	3:25.68	171	5:06.44	160	6:42.73	160	8:16.16										
164	1:50.57	164	3:31.27	160	5:09.28	171	6:47.46	172	8:19.36	*1									
166	1:53.02	160	3:35.59	164	5:13.81	112	6:50.83	112	8:19.52										
149	1:56.20	188	3:39.85	188	5:16.05	188	6:51.27	188	8:27.11										
158	1:56.35	166	3:40.44	143	5:17.11	143	6:53.15	156	8:28.22										
188	2:00.85	143	3:40.73	159	5:18.91	159	6:53.69	143	8:28.39										
160	2:01.97	149	3:43.06	156	5:20.35	156	6:53.98	159	8:29.07										
172	2:03.29	159	3:45.68	112	5:20.57	164	6:54.05	171	8:31.96										
143	2:03.88	158	3:46.05	146	5:28.33	146	7:00.87	146	8:33.90										
163	2:08.99	156	3:46.31	148	5:28.57	148	7:03.08	164	8:34.72										
159	2:11.05	112	3:48.66	166	5:31.14	144	7:06.77	148	8:35.82										
156	2:12.38	148	3:51.85	144	5:32.87	140	7:11.48	144	8:40.25										
140	2:14.51	140	3:54.55	140	5:33.89	141	7:14.61	140	8:47.99										
144	2:15.94	146	3:54.70	158	5:34.85	158	7:22.82	141	8:49.59										
148	2:16.11	144	3:55.39	141	5:37.72	166	7:25.99	158	9:13.00										
112	2:17.55	163	3:56.44	163	5:42.48	163	7:27.25	163	9:13.50										
146	2:19.88	141	4:00.57	149	5:49.03			166	9:18.75										
141	2:24.06	172	4:10.01	172	6:15.13														
94	2:26.04	94	4:43.09																



The Vintage Sports-Car Club

RACE 8 – THE GEORGE ABECASSIS TROPHY RACE (FISCAR)

RESULT

Pl	No	Cl	Name	Car	Lap	Time	Behind	MPH	Best Lap	on MPH
1	89	2	Steve HART	Maserati 200 SI	20	25:39.14		76.67	1:11.65	11 82.35
2	30	3	Nick FINBURGH	Jaguar C Type	20	25:52.24	13.10	76.02	1:11.47	9 82.56
3	223	4	Till BECHTOLSHEIMER	Allard J2	20	25:54.30	15.16	75.92	1:11.69	15 82.30
4	31	4	Tom WALKER	Allard J2 X Le Mans	20	26:31.95	52.81	74.13	1:13.48	4 80.30
5	231	3	Andrew SHARP	Aston Martin DB2	20	26:32.75	53.61	74.09	1:13.88	14 79.86
6	15	4	Matt GRIST	HWM Jaguar	20	26:33.36	54.22	74.06	1:13.12	6 80.69
7	25	4	David MORRIS	HWM Jaguar	20	26:40.10	1:00.96	73.75	1:13.52	17 80.26
8	38	2	Michael THORNE	Austin Healey 100 M	20	26:51.96	1:12.82	73.21	1:15.06	5 78.61
9	20	2	Jonathan ABECASSIS	Austin Healey 100-4	19	25:47.78	1 Lap	72.43	1:15.69	8 77.95
10	241	3	Steven BOULTBEE-BROOKS	Aston Martin DB3S	19	25:51.91	1 Lap	72.24	1:14.49	15 79.21
11	12	3	MILLIGAN/ POOLE	HWM Jaguar Sports Racing	19	26:28.39	1 Lap	70.58	1:12.02	17 81.93
12	227	3	Martin MELLING	Aston Martin DB3	19	26:35.69	1 Lap	70.26	1:16.70	16 76.93
13	225	3	Nicolas BERT	HW Alta-Jaguar	19	26:36.53	1 Lap	70.22	1:16.04	16 77.60
14	28	1	David COTTINGHAM	Ferrari 500 TRC	19	26:36.88	1 Lap	70.20	1:17.20	19 76.43
15	127	2	Andrew DIXEY	Austin-Healey 100	19	26:41.28	1 Lap	70.01	1:17.35	18 76.28
16	52	2	Anthony GALLIERS-PRATT	Frazer Nash Targa Florio	18	25:48.08	2 Laps	68.61	1:19.32	6 74.39
17	49	4	Nick LESTON	Gregory V8	18	25:52.68	2 Laps	68.40	1:19.24	13 74.46
18	98	2	Nick MATTHEWS	Austin Healey 100/4	18	25:52.96	2 Laps	68.39	1:19.07	11 74.62
19	51	2	Grahame BULL	Healey Silverstone	18	25:57.19	2 Laps	68.20	1:19.91	2 73.84
20	36	3	Nigel BATCHELOR	Aston Martin DB2/4	18	26:01.56	2 Laps	68.01	1:19.29	16 74.42
21	27	3	David BENNETT	Aston Martin DB3S	18	26:22.78	2 Laps	67.10	1:20.07	18 73.69
22	76	2	James WILMOT-SMITH	Austin Healey 100 4M	18	26:28.40	2 Laps	66.86	1:20.53	4 73.27
23	221	1	Lute RATHENOW	Veritas RS	18	26:28.89	2 Laps	66.84	1:20.87	16 72.96
24	21	2	Robert CLARKE	Austin Healey 100	17	26:07.27	3 Laps	64.00	1:25.24	2 69.22
25	113	2	Matthew COLLINGS	Austin Healey 100M BN2	17	26:07.67	3 Laps	63.98	1:24.03	15 70.22
26	139	2	Neil COLLINS	Healey Silverstone	16	25:49.31	4 Laps	60.93	1:29.23	3 66.13

AWARDS

Race Winner & 1st Class 2 (2001-2700cc)

89	2	Steve HART	Maserati 200 SI	
2 nd	30	Nick FINBURGH	Jaguar C Type	& 1 st Class 3 (2701-3500cc)
3 rd	223	Till BECHTOLSHEIMER	Allard J2	& 1 st Class 4 (over 3500cc)

Other Capacity Class Winners

28	1	David COTTINGHAM	Ferrari 500 TRC	1 st Class 1 (up to 2000cc)
----	---	------------------	-----------------	--

SPONSORED BY



RACE GRID

THE GEORGE ABECASSIS TROPHY RACE (FISCAR)

RACE 8

ROW 16

ROW 15

139 01:30.430
Neil COLLINS

49 -
Nick LESTON

ROW 14

57 01:24.990
John KEATLEY

113 01:25.180
Matthew COLLINGS

ROW 13

21 01:22.540
Robert CLARKE

142 01:23.700
Charly WILLEMS

ROW 12

36 01:21.850
Nigel BATCHELOR

221 01:21.910
Lute RATHENOW

ROW 11

51 01:19.940
Grahame BULL

76 01:20.640
James WILMOT-SMITH

ROW 10

98 01:18.310
Nick MATTHEWS

52 01:18.660
Anthony GALLIERS-PRA

ROW 9

227 01:17.450
Martin MELLING

27 01:18.060
David BENNETT

ROW 8

225 01:16.820
Nicolas BERT

127 01:17.260
Andrew DIXEY

ROW 7

241 01:15.850
Steven BOULTBEE-BRO

28 01:16.340
David COTTINGHAM

ROW 6

20 01:15.430
Jonathan ABECASSIS

38 01:15.620
Michael THORNE

ROW 5

25 01:14.580
David MORRIS

31 01:15.020
Tom WALKER

ROW 4

15 01:14.000
Matt GRIST

231 01:14.130
Andrew SHARP

ROW 3

12 01:12.660
MILLIGAN/ POOLE

233 01:13.880
Martin HUNT

ROW 2

30 01:11.360
Nick FINBURGH

223 01:12.650
Till BECHTOLSHEIMER

ROW 1

89 01:10.550
HART/ McCULLOCH

95 01:10.730
Patrick BLAKENEY-EDW

POLE

THE GEORGE ABECASSIS TROPHY RACE (FISCAR)

LAP TIMES - RACE 8

12 MILLIGAN/ POOLE

Lap	1	2	3	4	5	6	7	8	9	10
1	1:19.46	1:16.86	1:14.51	1:14.21	1:14.67	1:14.60	1:15.11	3:58.19	1:14.85	1:13.62
11	1:13.33	1:12.68	1:12.32	1:13.28	1:12.88	1:13.49	1:12.02	1:14.50	1:12.81	

15 Matt GRIST

Lap	1	2	3	4	5	6	7	8	9	10
1	1:18.23	1:14.38	1:13.49	1:13.55	1:14.74	1:13.12	1:14.45	1:14.16	1:14.76	1:15.08
11	1:15.24	1:15.04	1:16.02	1:21.86	2:44.16	1:14.94	1:14.26	1:15.46	1:15.34	1:15.08

20 Jonathan ABECASSIS

Lap	1	2	3	4	5	6	7	8	9	10
1	1:23.41	1:17.28	1:15.78	1:16.84	1:15.82	1:15.90	1:16.93	1:15.69	1:16.32	1:16.22
11	1:16.16	1:17.16	1:19.53	2:40.58	1:16.60	1:16.74	1:17.55	1:16.76	1:16.51	

21 Robert CLARKE

Lap	1	2	3	4	5	6	7	8	9	10
1	1:34.55	1:25.24	1:25.31	1:25.64	1:27.67	1:27.39	1:27.76	1:26.31	1:30.06	2:49.27
11	1:25.97	1:27.00	1:26.60	1:27.37	1:29.68	1:25.92	1:25.53			

25 David MORRIS

Lap	1	2	3	4	5	6	7	8	9	10
1	1:21.44	1:16.33	1:15.02	1:15.51	1:14.18	1:14.79	1:14.68	1:14.67	1:14.31	1:23.91
11	2:45.36	1:14.05	1:13.61	1:13.57	1:15.53	1:15.51	1:13.52	1:15.04	1:14.72	1:14.35

27 David BENNETT

Lap	1	2	3	4	5	6	7	8	9	10
1	1:31.24	1:21.19	1:23.45	1:22.15	1:21.89	1:22.22	1:24.24	1:22.90	1:23.38	1:21.94
11	1:27.07	2:56.28	1:21.33	1:20.38	1:22.08	1:20.27	1:20.70	1:20.07		

28 David COTTINGHAM

Lap	1	2	3	4	5	6	7	8	9	10
1	1:25.00	1:18.43	1:17.81	1:17.79	1:17.54	1:19.29	1:19.94	1:30.56	2:46.09	1:19.38
11	1:20.97	1:20.35	1:17.90	1:18.11	1:17.21	1:17.33	1:18.50	1:17.48	1:17.20	

30 Nick FINBURGH

Lap	1	2	3	4	5	6	7	8	9	10
1	1:16.39	1:13.45	1:12.51	1:11.71	1:12.08	1:11.77	1:11.78	1:12.81	1:11.47	1:13.35
11	1:12.38	1:24.30	2:40.47	1:12.27	1:12.08	1:11.85	1:13.87	1:12.11	1:12.23	1:13.36

31 Tom WALKER

Lap	1	2	3	4	5	6	7	8	9	10
1	1:21.10	1:15.61	1:15.58	1:13.48	1:14.47	1:14.39	1:13.96	1:14.70	1:14.50	1:13.74
11	1:14.13	1:25.93	2:40.72	1:14.75	1:13.64	1:14.14	1:13.75	1:13.77	1:14.54	1:15.05

36 Nigel BATCHELOR

Lap	1	2	3	4	5	6	7	8	9	10
1	1:35.15	1:21.78	1:20.89	1:20.81	1:22.32	1:21.81	1:22.09	1:20.48	1:20.75	1:26.51
11	2:48.01	1:20.24	1:19.76	1:19.46	1:22.53	1:19.29	1:19.86	1:19.82		

38	Michael THORNE									
Lap	1	2	3	4	5	6	7	8	9	10
1	1:22.46	1:16.38	1:15.43	1:15.49	1:15.06	1:15.36	1:15.40	1:16.33	1:16.14	1:23.10
11	2:31.84	1:15.21	1:16.34	1:16.49	1:15.85	1:16.91	1:16.12	1:17.15	1:17.11	1:17.79
49	Nick LESTON									
Lap	1	2	3	4	5	6	7	8	9	10
1	1:33.32	1:21.19	1:20.80	1:21.63	1:20.76	1:20.87	1:23.43	1:20.33	1:29.20	2:41.00
11	1:21.00	1:19.47	1:19.24	1:19.66	1:19.70	1:19.98	1:21.00	1:20.10		
51	Grahame BULL									
Lap	1	2	3	4	5	6	7	8	9	10
1	1:27.88	1:19.91	1:20.28	1:21.17	1:21.26	1:20.53	1:20.35	1:21.22	1:21.55	1:29.88
11	2:44.13	1:20.60	1:20.67	1:20.42	1:21.00	1:25.04	1:20.65	1:20.65		
52	Anthony GALLIERS-PRATT									
Lap	1	2	3	4	5	6	7	8	9	10
1	1:32.73	1:20.46	1:21.08	1:19.66	1:19.98	1:19.32	1:19.97	1:20.35	1:28.10	2:44.53
11	1:20.44	1:20.00	1:20.64	1:19.47	1:20.98	1:20.32	1:20.65	1:19.40		
57	John KEATLEY									
Lap	1	2	3	4	5	6	7	8	9	10
1	1:37.85	1:40.34								
76	James WILMOT-SMITH									
Lap	1	2	3	4	5	6	7	8	9	10
1	1:31.88	1:22.29	1:21.62	1:20.53	1:22.11	1:22.52	1:24.22	1:23.19	1:23.39	1:22.17
11	1:30.78	2:49.15	1:22.45	1:22.56	1:22.00	1:22.67	1:22.79	1:22.08		
89	HART/ McCULLOCH									
Lap	1	2	3	4	5	6	7	8	9	10
1	1:15.50	1:11.89	1:12.23	1:11.79	1:12.37	1:12.45	1:12.44	1:11.71	1:12.45	1:12.29
11	1:11.65	1:12.51	1:11.98	1:11.89	1:13.55	1:17.00	2:35.89	1:14.00	1:13.27	1:12.28
95	Patrick BLAKENEY-EDWARDS									
Lap	1	2	3	4	5	6	7	8	9	10
1	1:13.67									
98	Nick MATTHEWS									
Lap	1	2	3	4	5	6	7	8	9	10
1	1:36.17	1:22.52	1:20.85	1:20.98	1:20.78	1:21.80	1:22.41	1:21.28	1:19.48	1:21.34
11	1:19.07	1:29.31	2:37.31	1:19.11	1:20.23	1:20.39	1:19.96	1:19.97		
113	Matthew COLLINGS									
Lap	1	2	3	4	5	6	7	8	9	10
1	1:38.65	1:26.26	1:26.68	1:25.45	1:26.50	1:29.41	1:26.29	1:25.23	1:24.63	1:33.48
11	2:53.20	1:25.22	1:25.43	1:26.81	1:24.03	1:25.93	1:24.47			
127	Andrew DIXEY									
Lap	1	2	3	4	5	6	7	8	9	10
1	1:26.47	1:20.24	1:19.26	1:19.87	1:21.42	1:20.22	1:19.15	1:19.09	1:18.83	1:18.41
11	1:19.42	1:23.02	2:45.83	1:19.39	1:17.86	1:19.05	1:18.24	1:17.35	1:18.16	
139	Neil COLLINS									
Lap	1	2	3	4	5	6	7	8	9	10

1	1:39.82	1:29.39	1:29.23	1:30.87	1:30.44	1:30.98	1:30.87	1:32.04	1:35.97	2:56.89
11	1:30.24	1:30.77	1:30.68	1:31.07	1:29.76	1:30.29				

221 Lute RATHENOW

Lap	1	2	3	4	5	6	7	8	9	10
1	1:35.77	1:24.55	1:24.38	1:23.81	1:22.61	1:22.35	1:22.32	1:22.00	1:22.88	1:22.30
11	1:27.59	2:48.76	1:22.68	1:21.69	1:21.19	1:20.87	1:21.37	1:21.77		

223 Till BECHTOLSHEIMER

Lap	1	2	3	4	5	6	7	8	9	10
1	1:19.66	1:13.87	1:12.67	1:13.62	1:12.19	1:13.26	1:12.84	1:12.55	1:13.14	1:11.87
11	1:15.36	1:17.35	2:38.03	1:13.11	1:11.69	1:12.00	1:12.46	1:14.03	1:12.20	1:12.40

225 Nicolas BERT

Lap	1	2	3	4	5	6	7	8	9	10
1	1:28.08	1:22.54	1:18.46	1:18.07	1:20.11	1:20.18	1:19.23	1:18.92	1:19.89	1:17.61
11	1:19.63	1:18.15	1:25.43	2:44.34	1:17.47	1:16.04	1:19.36	1:16.45	1:16.57	

227 Martin MELLING

Lap	1	2	3	4	5	6	7	8	9	10
1	1:28.79	1:21.48	1:18.21	1:17.73	1:19.21	1:18.07	1:18.54	1:19.35	1:19.65	1:26.71
11	2:45.44	1:18.53	1:18.86	1:17.82	1:17.80	1:16.70	1:16.91	1:17.66	1:18.23	

231 Andrew SHARP

Lap	1	2	3	4	5	6	7	8	9	10
1	1:19.24	1:16.62	1:14.29	1:14.19	1:14.17	1:14.22	1:14.61	1:15.12	1:15.06	1:18.18
11	2:38.65	1:16.30	1:15.42	1:13.88	1:15.98	1:14.75	1:16.43	1:14.96	1:15.65	1:15.03

233 Martin HUNT

Lap	1	2	3	4	5	6	7	8	9	10
1	1:22.65	1:16.84	1:15.48	1:14.66	1:17.37	1:14.41	1:16.24	1:16.05	1:15.38	1:23.15
11	2:39.85	1:57.00								

241 Steven BOULTBEE-BROOKS

Lap	1	2	3	4	5	6	7	8	9	10
1	1:24.25	1:16.93	1:17.12	1:16.19	1:15.62	1:15.11	1:15.52	1:15.83	1:15.50	1:15.46
11	1:15.83	1:17.23	1:24.08	2:41.14	1:14.49	1:24.54	1:15.37	1:16.41	1:15.29	

Lap Chart

THE GEORGE ABECASSIS TROPHY RACE (FISCAR) - RACE 8

Lap 1		Lap 2		Lap 3		Lap 4		Lap 5		Lap 6		Lap 7		Lap 8		Lap 9		Lap 10	
No	Time	No	Time	No	Time	No	Time	No	Time	No	Time	No	Time	No	Time	No	Time	No	Time
95	1:13.67	89	2:27.39	89	3:39.62	89	4:51.41	89	6:03.78	89	7:16.23	89	8:28.67	89	9:40.38	89	10:52.83	89	12:05.12
89	1:15.50	30	2:29.84	30	3:42.35	30	4:54.06	30	6:06.14	30	7:17.91	30	8:29.69	49	9:42.00 *1	52	10:53.55 *1	225	12:05.48 *1
30	1:16.39	15	2:32.61	15	3:46.10	15	4:59.65	139	6:09.31 *1	21	7:18.41 *1	221	8:33.47 *1	30	9:42.50	30	10:53.97	30	12:07.32
15	1:18.23	223	2:33.53	223	3:46.20	223	4:59.82	223	6:12.01	113	7:23.54 *1	223	8:38.11	36	9:44.85 *1	49	11:02.33 *1	139	12:13.64 *2
231	1:19.24	231	2:35.86	231	3:50.15	231	5:04.34	15	6:14.39	223	7:25.27	15	8:41.96	76	9:45.17 *1	223	11:03.80	51	12:14.15 *1
12	1:19.46	12	2:36.32	12	3:50.83	12	5:05.04	231	6:18.51	15	7:27.51	21	8:45.80 *1	98	9:45.51 *1	36	11:05.33 *1	223	12:15.67
223	1:19.66	31	2:36.71	31	3:52.29	31	5:05.77	12	6:19.71	231	7:32.73	231	8:47.34	27	9:46.38 *1	98	11:06.79 *1	52	12:21.65 *1
31	1:21.10	25	2:37.77	25	3:52.79	25	5:08.30	31	6:20.24	12	7:34.31	31	8:48.59	223	9:50.66	76	11:08.36 *1	15	12:25.96
25	1:21.44	38	2:38.84	38	3:54.27	233	5:09.63	25	6:22.48	31	7:34.63	12	8:49.42	221	9:55.79 *1	27	11:09.28 *1	36	12:26.08 *1
38	1:22.46	233	2:39.49	233	3:54.97	38	5:09.76	38	6:24.82	25	7:37.27	25	8:51.95	15	9:56.12	15	11:10.88	98	12:26.27 *1
233	1:22.65	20	2:40.69	20	3:56.47	20	5:13.31	233	6:27.00	139	7:39.75 *1	113	8:52.95 *1	231	10:02.46	231	11:17.52	31	12:31.53
20	1:23.41	241	2:41.18	241	3:58.30	241	5:14.49	20	6:29.13	38	7:40.18	38	8:55.58	31	10:03.29	221	11:17.79 *1	49	12:31.53 *1
241	1:24.25	28	2:43.43	28	4:01.24	28	5:19.03	241	6:30.11	233	7:41.41	233	8:57.65	25	10:06.62	31	11:17.79	76	12:31.75 *1
28	1:25.00	127	2:46.71	127	4:05.97	127	5:25.84	28	6:36.57	20	7:45.03	241	9:00.74	38	10:11.91	25	11:20.93	27	12:32.66 *1
127	1:26.47	51	2:47.79	51	4:08.07	227	5:26.21	227	6:45.42	241	7:45.22	20	9:01.96	21	10:13.56 *1	38	11:28.05	231	12:35.70
51	1:27.88	227	2:50.27	227	4:08.48	225	5:27.15	127	6:47.26	28	7:55.86	139	9:10.73 *1	233	10:13.70	233	11:29.08	221	12:40.67 *1
225	1:28.08	225	2:50.62	225	4:09.08	51	5:29.24	225	6:47.26	227	8:03.49	28	9:15.80	241	10:16.57	241	11:32.07	25	12:44.84
227	1:28.79	27	2:52.43	52	4:14.27	52	5:33.93	51	6:50.50	225	8:07.44	227	9:22.03	20	10:17.65	20	11:33.97	241	12:47.53
27	1:31.24	52	2:53.19	49	4:15.31	76	5:36.32	52	6:53.91	127	8:07.48	127	9:26.63	113	10:19.24 *1	21	11:39.87 *1	12	12:47.61 *2
76	1:31.88	76	2:54.17	76	4:15.79	49	5:36.94	49	6:57.70	51	8:11.03	225	9:26.67	227	10:41.38	113	11:44.47 *1	20	12:50.19
52	1:32.73	49	2:54.51	27	4:15.88	27	5:38.03	76	6:58.43	52	8:13.23	51	9:31.38	139	10:41.60 *1	227	12:01.03	38	12:51.15
49	1:33.32	36	2:56.93	36	4:17.82	36	5:38.63	27	6:59.92	49	8:18.57	52	9:33.20	225	10:45.59	127	12:04.55	233	12:52.23
21	1:34.55	98	2:58.69	98	4:19.54	98	5:40.52	36	7:00.95	76	8:20.95			127	10:45.72			113	13:09.10 *1
36	1:35.15	21	2:59.79	221	4:24.70	221	5:48.51	98	7:01.30	27	8:22.14			28	10:46.36			21	13:09.93 *1
221	1:35.77	221	3:00.32	21	4:25.10	21	5:50.74	221	7:11.12	36	8:22.76			51	10:52.60				
98	1:36.17	113	3:04.91	113	4:31.59	113	5:57.04			98	8:23.10								
57	1:37.85	139	3:09.21	139	4:38.44														
113	1:38.65	57	3:18.19																
139	1:39.82																		

Lap Chart

THE GEORGE ABECASSIS TROPHY RACE (FISCAR) - RACE 8

Lap 11		Lap 12		Lap 13		Lap 14		Lap 15		Lap 16		Lap 17		Lap 18		Lap 19		Lap 20			
No	Time	No	Time	No	Time	No	Time	No	Time	No	Time	No	Time	No	Time	No	Time	No	Time		
89	13:16.77	89	14:29.28	89	15:41.26	89	16:53.15	89	18:06.70	89	19:23.70	89	21:59.59	89	23:13.59	89	24:26.86	89	25:39.14		
30	13:19.70	127	14:42.38 *1	21	15:59.20 *3	30	17:24.47 *1	76	18:13.85 *3	241	19:25.81 *2	36	22:02.59 *2	20	23:14.51 *1	52	24:28.68 *2	20	25:47.78 *1		
127	13:22.96 *1	113	14:42.58 *2	225	16:00.87 *1	21	17:25.17 *3	139	18:16.74 *4	76	19:36.30 *3	241	22:04.84 *1	21	23:15.82 *3	20	24:31.27 *1	52	25:48.08 *2		
225	13:23.09 *1	225	14:42.72 *1	127	16:05.40 *1	225	17:26.30 *1	27	18:17.95 *3	27	19:39.28 *3	30	22:14.54	51	23:15.89 *2	49	24:32.58 *2	139	25:49.31 *4		
227	13:27.74 *1	30	14:44.00	15	16:12.26	223	17:26.41 *1	221	18:19.32 *3	221	19:42.00 *3	223	22:15.67	113	23:17.27 *3	98	24:32.99 *2	241	25:51.91 *1		
223	13:31.03	223	14:48.38	28	16:12.80 *2	233	17:29.08 *2	30	18:36.74 *1	139	19:47.51 *4	76	22:20.86 *2	241	23:20.21 *1	51	24:36.54 *2	30	25:52.24		
28	13:32.45 *2	28	14:51.83 *2	227	16:13.18 *2	227	17:31.71 *2	223	18:39.52 *1	30	19:48.82 *1	27	22:21.74 *2	36	23:21.88 *2	241	24:36.62 *1	49	25:52.68 *2		
15	13:41.20	15	14:56.24	52	16:26.62 *2	28	17:33.15 *2	227	18:50.57 *2	223	19:51.21 *1	221	22:24.88 *2	30	23:26.65	30	24:38.88	98	25:52.96 *2		
51	13:44.03 *1	52	15:06.18 *2	51	16:28.16 *2	15	17:34.12	28	18:51.05 *2	12	20:07.69 *2	12	22:34.06 *1	223	23:29.70	21	24:41.74 *3	223	25:54.30		
31	13:45.66	98	15:06.68 *1	12	16:29.41 *2	113	17:35.78 *3	127	18:51.23 *2	227	20:08.39 *2	227	22:42.89 *1	27	23:42.01 *2	36	24:41.74 *2	51	25:57.19 *2		
98	13:47.61 *1	31	15:11.59	231	16:30.65 *1	12	17:42.09 *2	21	18:52.17 *3	28	20:09.16 *2	28	22:43.70 *1	76	23:43.53 *2	223	24:41.90	36	26:01.56 *2		
139	13:49.61 *2	49	15:12.53 *2	49	16:33.53 *2	231	17:46.07 *1	12	18:54.41 *2	127	20:10.62 *2	225	22:44.15 *1	221	23:45.75 *2	113	24:43.20 *3	21	26:07.27 *3		
36	13:52.59 *1	231	15:14.35 *1	98	16:35.99 *1	52	17:46.62 *2	231	18:59.95 *1	225	20:10.64 *2	231	22:47.11	12	23:46.08 *1	12	25:00.58 *1	113	26:07.67 *3		
76	13:53.92 *1	12	15:16.08 *2	38	16:38.20 *1	51	17:48.76 *2	113	19:01.00 *3	231	20:15.93 *1	15	22:47.48	227	23:59.80 *1	27	25:02.71 *2	27	26:22.78 *2		
27	13:54.60 *1	241	15:20.59	36	16:40.60 *2	31	17:52.31 *1	31	19:07.06 *1	15	20:18.28 *1	127	22:47.53 *1	231	24:02.07	76	25:06.32 *2	12	26:28.39 *1		
12	14:02.46 *2	27	15:21.67 *1	20	16:43.04	49	17:53.00 *2	52	19:07.26 *2	21	20:18.77 *3	31	22:48.59	28	24:02.20 *1	221	25:07.12 *2	76	26:28.40 *2		
221	14:02.97 *1	38	15:22.99 *1	25	16:44.25 *1	38	17:54.54 *1	51	19:09.43 *2	31	20:20.70 *1	139	22:49.26 *3	31	24:02.36	31	25:16.90	221	26:28.89 *2		
241	14:03.36	20	15:23.51	241	16:44.67	25	17:57.86 *1	38	19:11.03 *1	113	20:26.43 *3	25	22:55.99	15	24:02.94	227	25:17.46 *1	31	26:31.95		
20	14:06.35	76	15:24.70 *1	139	16:46.50 *3	36	18:00.84 *2	25	19:11.43 *1	52	20:26.73 *2	38	22:59.91	225	24:03.51 *1	231	25:17.72	231	26:32.75		
		25	15:30.20 *1					49	19:12.24 *2	38	20:26.88 *1	52	23:08.03 *1	127	24:05.77 *1	15	25:18.28	15	26:33.36		
		221	15:30.56 *1					98	19:13.30 *2	25	20:26.96 *1	49	23:11.58 *1	25	24:11.03	28	25:19.68 *1	227	26:35.69 *1		
		233	15:32.08 *1					36	19:20.60 *2	51	20:29.85 *2	98	23:13.03 *1	38	24:17.06	225	25:19.96 *1	225	26:36.53 *1		
								20	19:23.62 *1	49	20:31.90 *2			139	24:19.02 *3	127	25:23.12 *1	28	26:36.88 *1		
										98	20:32.41 *2					25	25:25.75	25	26:40.10		
										36	20:40.06 *2					38	25:34.17	127	26:41.28 *1		
										20	20:40.22 *1							38	26:51.96		
										241	20:40.30 *1										
										76	20:58.86 *2										
										27	20:59.66 *2										
										30	21:00.67										
										223	21:03.21										
										221	21:03.69 *2										
										139	21:18.19 *3										
										12	21:20.57 *1										
										227	21:26.19 *1										
										28	21:26.37 *1										
										225	21:28.11 *1										
										127	21:28.48 *1										
										231	21:30.68										

15 21:33.22
31 21:34.84
25 21:42.47
38 21:43.79
21 21:46.14 *2
52 21:47.71 *1
51 21:50.85 *1
49 21:51.60 *1
98 21:52.64 *1
113 21:53.24 *2
20 21:56.96



The Vintage Sports-Car Club

RACE 9 – SILVERSTONE TROPHY RACE FOR SPECIAL PRE-WAR SPORTS-CARS (VSCC SET 4)

RESULT

Pl	No	Cl	Name	Car	Lap	Time	Behind	MPH	Best Lap on	MPH	Handicap
1	39		Ewen GETLEY	Bentley 3/4½ Litre	6	8:14.55		71.59	1:20.46	2	73.33
2	74		Justin HART	Riley Big Four Special	6	8:22.97	8.42	70.39	1:21.92	4	72.03
3	73		Durward LAWSON	Riley Special	6	8:36.62	22.07	68.53	1:19.78	2	73.96
4	108		Jo BLAKENEY-EDWARDS	Frazer Nash Shelsley	6	8:37.93	23.38	68.35	1:24.05	2	70.20 13.63
5	63		Richard ILIFFE	Riley Kestrel 12/4 Special	6	8:44.48	29.93	67.50	1:25.21	2	69.25 13.22
6	119		Richard HUDSON	Bentley 3/4½ Litre	6	9:08.39	53.84	64.56	1:28.70	2	66.52 16.19
7	62		Jeffrey EDWARDS	Alvis Sports Special	6	9:21.31	1:06.76	63.07	1:30.26	3	65.37 19.75
8	129		Greg LERIGO	Riley Special	6	9:28.73	1:14.18	62.25	1:31.54	2	64.46 19.49
9	125		Stanley MANN	Bentley Speed Six	6	9:28.96	1:14.41	62.22	1:32.92	6	63.50 11.44
10	128		Charles MACLEAN	Riley 9	6	9:30.02	1:15.47	62.11	1:31.32	2	64.61 22.10
11	156		Steve ALLEN	Bentley 4½ Litre Special	6	9:33.30	1:18.75	61.75	1:32.87	6	63.53 16.08
12	143		William ELBOURN	Bentley Le Mans	6	9:47.19	1:32.64	60.29	1:35.53	6	61.76 14.01
13	171		Antje WILLEMS	Invicta 4½ S	5	8:54.33	1 Lap	55.21	1:44.43	3	56.50 12.18 *
14	164		Vivian BUSH	Bentley 3 Litre	5	8:55.01	1 Lap	55.14	1:42.58	5	57.52 22.11

AWARDS

Race Winner, Winner of the Silverstone Trophy, 1st Car over 3000cc & 1st Vintage Car

39	Ewen GETLEY	Bentley 3/4½ Litre	
2 nd	74 Justin HART	Riley Big Four Special	(& 1 st Car 2001-3000cc)
3 rd	73 Durward LAWSON	Riley Special	(& 1 st Car 1101-2000cc)

Other Capacity Class Winners

128	Charles MACLEAN	Riley 9	(1 st Car up to 1100cc)
-----	-----------------	---------	------------------------------------

Other Vintage Cars

2 nd	119 Richard HUDSON	Bentley 3/4½ Litre
3 rd	125 Stanley MANN	Bentley Speed Six

First on Handicap

171	Antje WILLEMS	Invicta 4½ S
-----	---------------	--------------

SPONSORED BY



RACE GRID

SILVERSTONE TROPHY RACE (VSCC SET 4)

RACE 9

ROW 10	133 01:45.690 Tanya LEWIS	
ROW 9	164 01:39.260 Vivian BUSH	171 01:43.180 Antje WILLEMS
ROW 8	165 01:35.930 Guy NORTHAM	125 01:36.160 Stanley MANN
ROW 7	143 01:34.760 William ELBOURN	144 01:35.030 Scott BEVIS
ROW 6	128 01:32.590 Charles MACLEAN	156 01:34.230 Steve ALLEN
ROW 5	119 01:26.650 Richard HUDSON	62 01:28.920 Jeffrey EDWARDS
ROW 4	74 01:24.820 Justin HART	129 01:25.850 Greg LERIGO
ROW 3	108 01:23.580 Jo BLAKENEY-EDWARD	63 01:24.210 Richard ILIFFE
ROW 2	73 01:20.680 Durward LAWSON	41 01:21.440 David PRYKE
ROW 1	26 01:16.500 Justin MAEERS	39 01:19.610 Ewen GETLEY

POLE

SILVERSTONE TROPHY RACE (VSCC SET 4)

LAP TIMES - RACE 9

26	Justin MAEERS										
Lap	1	2	3	4	5	6	7	8	9	10	
1	1:36.58										
39	Ewen GETLEY										
Lap	1	2	3	4	5	6	7	8	9	10	
1	1:24.19	1:20.46	1:21.52	1:22.80	1:22.36	1:23.22					
41	David PRYKE										
Lap	1	2	3	4	5	6	7	8	9	10	
1	1:27.05	1:22.96	1:23.93	1:24.88	1:41.91						
62	Jeffrey EDWARDS										
Lap	1	2	3	4	5	6	7	8	9	10	
1	1:34.99	1:42.31	1:30.26	1:31.01	1:31.05	1:31.69					
63	Richard ILIFFE										
Lap	1	2	3	4	5	6	7	8	9	10	
1	1:30.17	1:25.21	1:28.14	1:27.04	1:26.14	1:27.78					
73	Durward LAWSON										
Lap	1	2	3	4	5	6	7	8	9	10	
1	1:23.20	1:19.78	1:38.02	1:24.35	1:26.99	1:24.28					
74	Justin HART										
Lap	1	2	3	4	5	6	7	8	9	10	
1	1:27.85	1:22.91	1:23.45	1:21.92	1:23.53	1:23.31					
108	Jo BLAKENEY-EDWARDS										
Lap	1	2	3	4	5	6	7	8	9	10	
1	1:26.32	1:24.05	1:26.12	1:27.19	1:28.42	1:25.83					
119	Richard HUDSON										
Lap	1	2	3	4	5	6	7	8	9	10	
1	1:34.69	1:28.70	1:32.97	1:31.62	1:30.94	1:29.47					
125	Stanley MANN										
Lap	1	2	3	4	5	6	7	8	9	10	
1	1:38.18	1:34.26	1:34.91	1:35.70	1:32.99	1:32.92					
128	Charles MACLEAN										
Lap	1	2	3	4	5	6	7	8	9	10	
1	1:41.96	1:31.32	1:36.03	1:34.59	1:33.55	1:32.57					
129	Greg LERIGO										
Lap	1	2	3	4	5	6	7	8	9	10	
1	1:32.42	1:31.54	1:33.59	1:39.93	1:33.70	1:37.55					
143	William ELBOURN										
Lap	1	2	3	4	5	6	7	8	9	10	
1	1:46.52	1:36.65	1:36.24	1:36.26	1:35.99	1:35.53					

156 Steve ALLEN

Lap	1	2	3	4	5	6	7	8	9	10
1	1:41.90	1:34.65	1:36.18	1:34.37	1:33.33	1:32.87				

164 Vivian BUSH

Lap	1	2	3	4	5	6	7	8	9	10
1	2:00.39	1:44.47	1:43.81	1:43.76	1:42.58					

171 Antje WILLEMS

Lap	1	2	3	4	5	6	7	8	9	10
1	1:52.87	1:46.44	1:44.43	1:45.55	1:45.04					

Lap Chart

SILVERSTONE TROPHY RACE (VSCC SET 4) - RACE 9

Lap 1		Lap 2		Lap 3		Lap 4		Lap 5		Lap 6		Lap 7		Lap 8		Lap 9		Lap 10	
No	Time	No	Time	No	Time	No	Time	No	Time	No	Time	No	Time	No	Time	No	Time	No	Time
73	1:23.20	73	2:42.98	39	4:06.17	39	5:28.97	39	6:51.33	39	8:14.55								
39	1:24.19	39	2:44.65	41	4:13.94	74	5:36.13	74	6:59.66	74	8:22.97								
108	1:26.32	41	2:50.01	74	4:14.21	41	5:38.82	171	7:09.29 *1	73	8:36.62								
41	1:27.05	108	2:50.37	108	4:16.49	108	5:43.68	108	7:12.10	108	8:37.93								
74	1:27.85	74	2:50.76	73	4:21.00	73	5:45.35	73	7:12.34	63	8:44.48								
63	1:30.17	63	2:55.38	63	4:23.52	63	5:50.56	164	7:12.43 *1	171	8:54.33 *1								
129	1:32.42	119	3:03.39	119	4:36.36	119	6:07.98	63	7:16.70	164	8:55.01 *1								
119	1:34.69	129	3:03.96	129	4:37.55	129	6:17.48	41	7:20.73	119	9:08.39								
62	1:34.99	125	3:12.44	125	4:47.35	62	6:18.57	119	7:38.92	62	9:21.31								
26	1:36.58	128	3:13.28	62	4:47.56	125	6:23.05	62	7:49.62	129	9:28.73								
125	1:38.18	156	3:16.55	128	4:49.31	128	6:23.90	129	7:51.18	125	9:28.96								
156	1:41.90	62	3:17.30	156	4:52.73	156	6:27.10	125	7:56.04	128	9:30.02								
128	1:41.96	143	3:23.17	143	4:59.41	143	6:35.67	128	7:57.45	156	9:33.30								
143	1:46.52	171	3:39.31	171	5:23.74			156	8:00.43	143	9:47.19								
171	1:52.87	164	3:44.86	164	5:28.67			143	8:11.66										
164	2:00.39																		



The Vintage Sports-Car Club

RACE 10 – SCRATCH RACE FOR PRE-WAR CARS (VSCC SET 5)

RESULT

Pl	No	Cl	Name	Car	Lap	Time	Behind	MPH	Best Lap on	MPH	Handicap
1	8	B	Eddie GIBBS	Frazer Nash SS Racer	7	8:44.89		78.69	1:13.08	4	80.74
2	18	B	Terry CRABB	ERA R12C	7	8:49.70	4.81	77.97	1:14.76	4	78.92
3	32	B	Pete CANDY	Riley Super Rat	7	8:50.10	5.21	77.92	1:14.85	6	78.83
4	52	C	Tim GREENHILL	Wolseley Hornet Special	7	9:22.12	37.23	73.48	1:19.01	3	74.68 9.05
5	185	D	Bo WILLIAMS	Bugatti Type 35B	7	9:35.45	50.56	71.77	1:20.76	4	73.06 10.13
6	101	D	Rod KING	Delage Special	7	9:36.72	51.83	71.62	1:20.88	7	72.95 10.56
7	186	D	Stuart MORLEY	Bentley 3/4½ Litre	7	9:37.75	52.86	71.49	1:20.79	7	73.03 12.22
8	55	B	Simon STOKES	Riley Treen	7	9:39.20	54.31	71.31	1:20.56	7	73.24 15.28
9	67	B	Mike PAINTER	MG Kayne	7	9:50.80	1:05.91	69.91	1:23.07	7	71.03 9.31 *
10	65	B	Andrew KELLOCK	Fiat AC	7	9:52.12	1:07.23	69.75	1:22.99	7	71.10 11.19
11	72	B	Andy BUSH	Riley TT Sprite Replica	7	10:43.39	1:58.50	64.20	1:25.18	3	69.27 47.13
12	106	D	Peter BUTLER	Bentley 3/4½ Litre	6	8:51.45	1 Lap	66.61	1:26.06	3	68.56 15.09
13	119	D	Richard HUDSON	Bentley 3/4½ Litre	6	8:53.58	1 Lap	66.35	1:26.56	4	68.17 14.22
14	63	B	Richard ILIFFE	Riley Kestrel 12/4 Special	6	8:54.27	1 Lap	66.26	1:23.65	5	70.54 32.37
15	135	B	David OZANNE	Aston Martin Speed Ulster	6	9:01.86	1 Lap	65.33	1:26.97	6	67.84 20.04
16	112	B	Geoff TOMS	Fiat 508S	6	9:13.62	1 Lap	63.95	1:29.80	2	65.71 14.82
17	64	C	Rodney SEBER	Wolseley Hornet Special	6	9:22.37	1 Lap	62.95	1:30.93	2	64.89 16.79
18	160	B	William DE JONG CLEYNDERT	Wolseley Hornet Special	6	9:23.38	1 Lap	62.84	1:31.54	5	64.46 14.14
19	116	A	Ralf EMMERLING	Riley Brooklands	6	9:35.74	1 Lap	61.49	1:33.52	2	63.09 14.62
20	141	B	Andrew CROYSBILL	Riley 12/4	6	9:36.68	1 Lap	61.39	1:33.57	3	63.06 15.26
21	157	B	Robert HUTTON	Frazer Nash TT Replica	5	8:54.39	2 Laps	55.21	1:44.80	4	56.30 10.39
22	158	B	Bob TOWELL	Morgan 200 Mile Aero	5	9:29.03	2 Laps	51.85	1:50.99	2	53.16 14.08
23	152	B	Roland WOODTLI	Riley 15/6 Special	5	10:10.70	2 Laps	48.31	1:53.67	4	51.91 42.35

AWARDS

Race Winner & 1st Class B

8	B	Eddie GIBBS	Frazer Nash SS Racer		
2 nd	18	B	Terry CRABB	ERA R12C	(& 1 st VSCC Standard Car)
3 rd	32	B	Pete CANDY	Riley Super Rat	

Other Capacity Class Winners

116	A	Ralf EMMERLING	Riley Brooklands	(1 st Class A)
52	C	Tim GREENHILL	Wolseley Hornet Special	(1 st Class C)
185	D	Bo WILLIAMS	Bugatti Type 35B	(1 st Class D)

First on Handicap

67	B	Mike PAINTER	MG Kayne
----	---	--------------	----------

SPONSORED BY



Intelligent
Real Estate
Solutions

RACE GRID

SCRATCH RACE FOR PRE-WAR CARS (VSCC SET 5)

RACE 10

ROW 16	152 01:58.130 Roland WOODTLI	172 02:04.130 Robert BARBET
ROW 15	149 01:45.520 David ASPLIN	158 01:50.310 Bob TOWELL
ROW 14	157 01:42.800 Robert HUTTON	42 01:43.700 Mark ELDER
ROW 13	94 01:36.770 Hugh BIRLEY	140 01:36.870 Oliver RICHARDSON
ROW 12	137 01:34.220 Simon KELLEWAY	141 01:35.180 Andrew CROYS DILL
ROW 11	160 01:33.510 William DE JONG CLEYN	116 01:33.600 Ralf EMMERLING
ROW 10	135 01:29.490 David OZANNE	112 01:31.760 Geoff TOMS
ROW 9	119 01:26.650 Richard HUDSON	66 01:27.360 Paul LAWRENCE
ROW 8	72 01:24.920 Andy BUSH	106 01:26.170 Peter BUTLER
ROW 7	101 01:23.820 Rod KING	63 01:24.210 Richard ILIFFE
ROW 6	65 01:23.150 Andrew KELLOCK	48 01:23.460 Tom McWHIRTER
ROW 5	185 01:21.200 Bo WILLIAMS	67 01:22.550 Mike PAINTER
ROW 4	73 01:20.680 Durward LAWSON	186 01:20.920 Stuart MORLEY
ROW 3	55 01:19.340 Simon STOKES	52 01:20.220 Tim GREENHILL
ROW 2	32 01:15.520 Pete CANDY	212 01:16.170 Julian GRIMWADE
ROW 1	8 01:13.540 Eddie GIBBS	18 01:13.650 Terry CRABB

POLE

SCRATCH RACE FOR PRE-WAR CARS (VSCC SET 5)

LAP TIMES - RACE 10

8	Eddie GIBBS									
Lap	1	2	3	4	5	6	7	8	9	10
1	1:16.25	1:14.13	1:15.62	1:13.08	1:16.16	1:14.85	1:14.80			
18	Terry CRABB									
Lap	1	2	3	4	5	6	7	8	9	10
1	1:15.99	1:15.68	1:16.81	1:14.76	1:15.91	1:15.30	1:15.25			
32	Pete CANDY									
Lap	1	2	3	4	5	6	7	8	9	10
1	1:16.71	1:14.90	1:15.57	1:14.95	1:16.40	1:14.85	1:16.72			
52	Tim GREENHILL									
Lap	1	2	3	4	5	6	7	8	9	10
1	1:20.04	1:19.95	1:19.01	1:22.13	1:20.57	1:19.94	1:20.48			
55	Simon STOKES									
Lap	1	2	3	4	5	6	7	8	9	10
1	1:25.44	1:21.05	1:25.21	1:24.76	1:21.38	1:20.80	1:20.56			
63	Richard ILIFFE									
Lap	1	2	3	4	5	6	7	8	9	10
1	1:32.12	1:24.03	1:24.42	1:23.89	1:23.65	1:46.16				
64	Rodney SEBER									
Lap	1	2	3	4	5	6	7	8	9	10
1	1:44.71	1:30.93	1:31.08	1:31.78	1:32.11	1:31.76				
65	Andrew KELLOCK									
Lap	1	2	3	4	5	6	7	8	9	10
1	1:31.45	1:24.18	1:23.07	1:23.05	1:23.79	1:23.59	1:22.99			
66	Paul LAWRENCE									
Lap	1	2	3	4	5	6	7	8	9	10
1	1:35.97	1:25.76	1:26.62							
67	Mike PAINTER									
Lap	1	2	3	4	5	6	7	8	9	10
1	1:28.40	1:24.22	1:23.81	1:23.46	1:23.17	1:24.67	1:23.07			
72	Andy BUSH									
Lap	1	2	3	4	5	6	7	8	9	10
1	1:35.20	1:25.19	1:25.18	1:26.67	1:25.65	1:26.54	1:58.96			
101	Rod KING									
Lap	1	2	3	4	5	6	7	8	9	10
1	1:26.51	1:21.51	1:22.85	1:22.42	1:21.50	1:21.05	1:20.88			
106	Peter BUTLER									
Lap	1	2	3	4	5	6	7	8	9	10
1	1:37.32	1:28.16	1:26.06	1:26.50	1:26.26	1:27.15				

112	Geoff TOMS										
Lap	1	2	3	4	5	6	7	8	9	10	
1	1:38.91	1:29.80	1:30.31	1:29.80	1:33.01	1:31.79					
116	Ralf EMMERLING										
Lap	1	2	3	4	5	6	7	8	9	10	
1	1:45.55	1:33.52	1:33.68	1:34.29	1:34.35	1:34.35					
119	Richard HUDSON										
Lap	1	2	3	4	5	6	7	8	9	10	
1	1:38.43	1:27.97	1:26.68	1:26.56	1:26.79	1:27.15					
135	David OZANNE										
Lap	1	2	3	4	5	6	7	8	9	10	
1	1:37.03	1:27.90	1:32.23	1:29.00	1:28.73	1:26.97					
140	Oliver RICHARDSON										
Lap	1	2	3	4	5	6	7	8	9	10	
1	1:45.92										
141	Andrew CROYSDILL										
Lap	1	2	3	4	5	6	7	8	9	10	
1	1:44.69	1:35.05	1:33.57	1:34.35	1:34.35	1:34.67					
152	Roland WOODTLI										
Lap	1	2	3	4	5	6	7	8	9	10	
1	2:13.64	2:07.41	2:02.27	1:53.67	1:53.71						
157	Robert HUTTON										
Lap	1	2	3	4	5	6	7	8	9	10	
1	1:52.39	1:47.16	1:45.20	1:44.80	1:44.84						
158	Bob TOWELL										
Lap	1	2	3	4	5	6	7	8	9	10	
1	1:58.77	1:50.99	1:53.83	1:54.07	1:51.37						
160	William DE JONG CLEYNDELT										
Lap	1	2	3	4	5	6	7	8	9	10	
1	1:42.31	1:32.84	1:32.18	1:32.94	1:31.54	1:31.57					
172	Robert BARBET										
Lap	1	2	3	4	5	6	7	8	9	10	
1	2:11.84	2:08.38	2:19.43								
185	Bo WILLIAMS										
Lap	1	2	3	4	5	6	7	8	9	10	
1	1:25.96	1:20.86	1:22.29	1:20.76	1:21.26	1:22.94	1:21.38				
186	Stuart MORLEY										
Lap	1	2	3	4	5	6	7	8	9	10	
1	1:28.41	1:21.07	1:22.42	1:22.35	1:21.70	1:21.01	1:20.79				

Lap Chart

SCRATCH RACE FOR PRE-WAR CARS (VSCC SET 5) - RACE 10

Lap 1		Lap 2		Lap 3		Lap 4		Lap 5		Lap 6		Lap 7		Lap 8		Lap 9		Lap 10	
No	Time	No	Time	No	Time	No	Time	No	Time	No	Time	No	Time	No	Time	No	Time	No	Time
18	1:15.99	8	2:30.38	8	3:46.00	8	4:59.08	8	6:15.24	8	7:30.09	8	8:44.89						
8	1:16.25	32	2:31.61	32	3:47.18	32	5:02.13	64	6:18.50 *1	32	7:33.38	18	8:49.70						
32	1:16.71	18	2:31.67	18	3:48.48	18	5:03.24	32	6:18.53	18	7:34.45	32	8:50.10						
52	1:20.04	52	2:39.99	158	3:49.76 *1	52	5:21.13	18	6:19.15	135	7:34.89 *1	106	8:51.45 *1						
55	1:25.44	55	2:46.49	52	3:59.00	157	5:24.75 *1	160	6:20.27 *1	158	7:37.66 *2	119	8:53.58 *1						
185	1:25.96	185	2:46.82	185	4:09.11	185	5:29.87	152	6:23.32 *2	112	7:41.83 *1	63	8:54.27 *1						
101	1:26.51	101	2:48.02	101	4:10.87	101	5:33.29	116	6:27.04 *1	64	7:50.61 *1	157	8:54.39 *2						
67	1:28.40	186	2:49.48	55	4:11.70	186	5:34.25	141	6:27.66 *1	160	7:51.81 *1	135	9:01.86 *1						
186	1:28.41	67	2:52.62	186	4:11.90	55	5:36.46	172	6:39.65 *2	116	8:01.39 *1	112	9:13.62 *1						
65	1:31.45	65	2:55.63	67	4:16.43	67	5:39.89	52	6:41.70	52	8:01.64	52	9:22.12						
63	1:32.12	63	2:56.15	65	4:18.70	65	5:41.75	185	6:51.13	141	8:02.01 *1	64	9:22.37 *1						
72	1:35.20	72	3:00.39	172	4:20.22 *1	158	5:43.59 *1	101	6:54.79	185	8:14.07	160	9:23.38 *1						
66	1:35.97	66	3:01.73	63	4:20.57	63	5:44.46	186	6:55.95	101	8:15.84	158	9:29.03 *2						
135	1:37.03	135	3:04.93	152	4:21.05 *1	72	5:52.24	55	6:57.84	186	8:16.96	185	9:35.45						
106	1:37.32	106	3:05.48	72	4:25.57	106	5:58.04	67	7:03.06	152	8:16.99 *2	116	9:35.74 *1						
119	1:38.43	119	3:06.40	66	4:28.35	119	5:59.64	65	7:05.54	55	8:18.64	141	9:36.68 *1						
112	1:38.91	112	3:08.71	106	4:31.54	135	6:06.16	63	7:08.11	67	8:27.73	101	9:36.72						
160	1:42.31	160	3:15.15	119	4:33.08	112	6:08.82	157	7:09.55 *1	65	8:29.13	186	9:37.75						
141	1:44.69	64	3:15.64	135	4:37.16			72	7:17.89	72	8:44.43	55	9:39.20						
64	1:44.71	116	3:19.07	112	4:39.02			106	7:24.30			67	9:50.80						
116	1:45.55	141	3:19.74	64	4:46.72			119	7:26.43			65	9:52.12						
140	1:45.92	157	3:39.55	160	4:47.33							152	10:10.70 *2						
157	1:52.39			116	4:52.75							72	10:43.39						
158	1:58.77			141	4:53.31														
172	2:11.84																		
152	2:13.64																		



The Vintage Sports-Car Club

RACE 11 – ERA 80th ANNIVERSARY TROPHY RACE

RESULT

Pl	No	Cl	Name	Car	Lap	Time	Behind	MPH	Best Lap on	MPH
1	22		Mark GILLIES	ERA R3A	9	10:20.73		85.55	1:08.01	5 86.76
2	5		Nicholas TOPLISS	ERA R4A	9	10:25.64	4.91	84.88	1:08.70	5 85.89
3	12		Duncan RICKETTS	ERA E-Type	9	10:27.45	6.72	84.63	1:08.24	5 86.47
4	16		Julian BRONSON	ERA R4D	9	10:33.40	12.67	83.84	1:08.50	9 86.14
5	10		Paddins DOWLING	ERA R10B	9	10:44.23	23.50	82.43	1:08.89	4 85.65
6	17		Ben FIDLER	ERA AJM I	9	11:01.68	40.95	80.26	1:12.37	2 81.53
7	9		Charles McCABE	ERA R5B	9	11:03.17	42.44	80.08	1:11.59	7 82.42
8	18		Terry CRABB	ERA R12C	9	11:09.65	48.92	79.30	1:13.19	2 80.62
9	23		David HAWKINS	Riley ERA	7	11:54.07	2 Laps	57.84	1:35.54	4 61.76

AWARDS

Race Winner, Winner of the ERA 80th Anniversary Trophy & 1st Car over 1500cc

	22	Mark GILLIES	ERA R3A
2 nd	5	Nicholas TOPLISS	ERA R4A
3 rd	12	Duncan RICKETTS	ERA E-Type

First Car up to 1500cc


	10	Paddins DOWLING	ERA R10B
--	----	-----------------	----------

SPONSORED BY






RACE GRID



ERA 80th ANNIVERSARY RACE

RACE 11

ROW 6				
ROW 5	10 Paddins DOWLING		23 David HAWKINS	
ROW 4		18 01:13.540 Terry CRABB		17 01:13.850 Ben FIDLER
ROW 3	12 01:10.540 Duncan RICKETTS		9 01:12.050 Charles McCABE	
ROW 2		2 01:09.150 David MORRIS		16 01:09.180 Julian BRONSON
ROW 1	22 01:07.460 Mark GILLIES		5 01:08.620 Nicholas TOPLISS	
POLE				
				

AMENDED GRID

ERA 80th ANNIVERSARY RACE

LAP TIMES - RACE 11

2	David MORRIS									
Lap	1	2	3	4	5	6	7	8	9	10
1	1:12.77	1:09.05	1:08.97	1:08.34	1:08.14	1:08.15				
5	Nicholas TOPLISS									
Lap	1	2	3	4	5	6	7	8	9	10
1	1:13.39	1:08.94	1:09.06	1:08.82	1:08.70	1:09.46	1:09.08	1:09.00	1:09.19	
9	Charles McCABE									
Lap	1	2	3	4	5	6	7	8	9	10
1	1:17.56	1:13.58	1:13.73	1:14.12	1:13.58	1:14.13	1:11.59	1:12.18	1:12.70	
10	Paddins DOWLING									
Lap	1	2	3	4	5	6	7	8	9	10
1	1:16.50	1:09.89	1:09.41	1:08.89	1:09.86	1:10.42	1:12.50	1:13.11	1:13.65	
12	Duncan RICKETTS									
Lap	1	2	3	4	5	6	7	8	9	10
1	1:14.16	1:09.48	1:09.72	1:08.94	1:08.24	1:09.14	1:09.31	1:09.33	1:09.13	
16	Julian BRONSON									
Lap	1	2	3	4	5	6	7	8	9	10
1	1:14.58	1:09.31	1:09.86	1:09.31	1:08.65	1:08.55	1:08.91	1:15.73	1:08.50	
17	Ben FIDLER									
Lap	1	2	3	4	5	6	7	8	9	10
1	1:18.04	1:12.37	1:13.83	1:12.68	1:13.18	1:13.18	1:13.30	1:12.61	1:12.49	
18	Terry CRABB									
Lap	1	2	3	4	5	6	7	8	9	10
1	1:16.91	1:13.19	1:13.91	1:14.60	1:13.72	1:15.04	1:13.44	1:14.02	1:14.82	
22	Mark GILLIES									
Lap	1	2	3	4	5	6	7	8	9	10
1	1:12.48	1:08.95	1:08.29	1:09.11	1:08.01	1:08.13	1:08.64	1:08.39	1:08.73	
23	David HAWKINS									
Lap	1	2	3	4	5	6	7	8	9	10
1	1:37.97	1:37.19	1:48.10	1:35.54	1:44.62	1:47.19	1:43.46			

Lap Chart

ERA 80th ANNIVERSARY RACE - RACE 11

Lap 1		Lap 2		Lap 3		Lap 4		Lap 5		Lap 6		Lap 7		Lap 8		Lap 9		Lap 10	
No	Time	No	Time	No	Time	No	Time	No	Time	No	Time	No	Time	No	Time	No	Time	No	Time
22	1:12.48	22	2:21.43	22	3:29.72	22	4:38.83	22	5:46.84	22	6:54.97	22	8:03.61	22	9:12.00	22	10:20.73		
2	1:12.77	2	2:21.82	2	3:30.79	2	4:39.13	2	5:47.27	2	6:55.42	5	8:07.45	5	9:16.45	5	10:25.64		
5	1:13.39	5	2:22.33	5	3:31.39	5	4:40.21	5	5:48.91	5	6:58.37	12	8:08.99	12	9:18.32	12	10:27.45		
12	1:14.16	12	2:23.64	12	3:33.36	12	4:42.30	12	5:50.54	12	6:59.68	16	8:09.17	16	9:24.90	16	10:33.40		
16	1:14.58	16	2:23.89	16	3:33.75	16	4:43.06	16	5:51.71	16	7:00.26	10	8:17.47	10	9:30.58	10	10:44.23		
10	1:16.50	10	2:26.39	10	3:35.80	10	4:44.69	10	5:54.55	10	7:04.97	23	8:23.42 *2	17	9:49.19	17	11:01.68		
18	1:16.91	18	2:30.10	18	3:44.01	17	4:56.92	17	6:10.10	17	7:23.28	17	8:36.58	9	9:50.47	9	11:03.17		
9	1:17.56	17	2:30.41	17	3:44.24	18	4:58.61	18	6:12.33	9	7:26.70	9	8:38.29	18	9:54.83	18	11:09.65		
17	1:18.04	9	2:31.14	9	3:44.87	9	4:58.99	9	6:12.57	18	7:27.37	18	8:40.81	23	10:10.61 *2	23	11:54.07 *2		
23	1:37.97	23	3:15.16			23	5:03.26 *1	23	6:38.80 *1										



The Vintage Sports-Car Club

RACE 12 – FORMULA JUNIOR ‘JMW’ HISTORIC FRONT-ENGINED CHAMPIONSHIP (ROUND 1)

RESULT

Pl	No	Cl	Name	Car	Lap	Time	Behind	MPH	Best Lap on	MPH
1	15	B2	Simon GOODLIFF	Lola MK 2	18	21:07.44		83.80	1:09.70	8 84.65
2	1	B2	Mark WOODHOUSE	Elva 100	18	21:09.18	1.74	83.68	1:09.59	12 84.79
3	14	B2	Crispian BESLEY	Elva 100	18	21:55.92	48.48	80.71	1:12.00	18 81.95
4	6	B2	Stephen BARLOW	BMC MK I	18	21:56.24	48.80	80.69	1:12.12	17 81.81
5	23	B2	John ARNOLD	Elva 100	18	22:11.07	1:03.63	79.79	1:12.58	9 81.30
6	9	B2	Neil HODGES	Gemini Mk II	18	22:12.32	1:04.88	79.72	1:12.98	17 80.85
7	8	B2	Patrick BARFORD	Gemini Mk II	18	22:12.63	1:05.19	79.70	1:12.88	13 80.96
8	49	C2	Phoebe ROLT	Elva 200	17	21:29.30	1 Lap	77.80	1:12.24	16 81.68
9	38	B2	Mike FOWLER	Gemini Mk II	17	21:29.91	1 Lap	77.76	1:14.82	2 78.86
10	37	A	Martin SHEPPARD	Stanguellini	17	21:34.54	1 Lap	77.48	1:14.74	17 78.95
11	26	B2	Roger DEXTER	Elva 100 - DKW	17	22:06.89	1 Lap	75.60	1:17.06	7 76.57
12	4	B1	Graham BARRON	Gemini Mk II	16	21:23.26	2 Laps	73.57	1:19.24	12 74.46
13	36	B2	David BISHOP	Elva 100	16	21:50.77	2 Laps	72.02	1:20.02	12 73.74
14	3	A	Richard PUGH	Stanguellini	16	22:03.90	2 Laps	71.31	1:20.36	16 73.42
15	99	B2	Simon JONES	Elva 100	16	22:29.55	2 Laps	69.95	1:15.76	6 77.88
16	72	B2	Tom DE GRES	Elva 100	15	21:21.38	3 Laps	69.07	1:22.38	14 71.62

AWARDS

Race Winner & 1st Class B2

	15	B2	Simon GOODLIFF	Lola MK 2
2 nd	1	B2	Mark WOODHOUSE	Elva 100
3 rd	14	B2	Crispian BESLEY	Elva 100

Other Capacity Class Winners

37	A	Martin SHEPPARD	Stanguellini	(1 st Class A)
4	B1	Graham BARRON	Gemini Mk II	(1 st Class B1)
49	C2	Phoebe ROLT	Elva 200	(1 st Class C2)

SPONSORED BY



RACE GRID

FORMULA JUNIOR CHAMPIONSHIP (ROUND 1)

RACE 12

ROW 10			
ROW 9	23 01:21.900 John ARNOLD	47 01:35.370 Richard UTLEY	
ROW 8	99 01:23.480 Simon JONES	93 01:48.860 Rudolf ERNST	
ROW 7	3 01:22.660 Richard PUGH	72 01:23.220 Tom DE GRES	
ROW 6	4 01:19.940 Graham BARRON	36 01:22.020 David BISHOP	
ROW 5	37 01:16.440 Martin SHEPPARD	26 01:18.060 Roger DEXTER	
ROW 4	9 01:14.720 Neil HODGES	38 01:14.880 Mike FOWLER	
ROW 3	49 01:13.490 Phoebe ROLT	8 01:14.550 Patrick BARFORD	
ROW 2	14 01:11.970 Crispian BESLEY	6 01:12.150 Stephen BARLOW	
ROW 1	15 01:09.630 Simon GOODLIFF	1 01:10.040 Mark WOODHOUSE	

POLE

FORMULA JUNIOR CHAMPIONSHIP (ROUND 1)

LAP TIMES - RACE 12

1	Mark WOODHOUSE									
Lap	1	2	3	4	5	6	7	8	9	10
1	1:13.63	1:11.27	1:10.47	1:10.29	1:10.79	1:10.75	1:10.74	1:10.18	1:10.17	1:09.90
11	1:09.99	1:09.59	1:09.98	1:10.13	1:10.82	1:10.02	1:09.92	1:10.54		
3	Richard PUGH									
Lap	1	2	3	4	5	6	7	8	9	10
1	1:32.85	1:24.29	1:23.35	1:22.46	1:22.32	1:22.00	1:22.27	1:22.92	1:21.49	1:21.08
11	1:21.21	1:23.89	1:21.28	1:20.96	1:21.17	1:20.36				
4	Graham BARRON									
Lap	1	2	3	4	5	6	7	8	9	10
1	1:24.98	1:19.90	1:19.59	1:19.64	1:19.47	1:19.76	1:19.61	1:20.40	1:19.69	1:20.61
11	1:21.52	1:19.24	1:19.49	1:19.65	1:19.83	1:19.88				
6	Stephen BARLOW									
Lap	1	2	3	4	5	6	7	8	9	10
1	1:16.68	1:14.77	1:12.81	1:12.82	1:13.12	1:12.69	1:13.66	1:12.68	1:12.59	1:13.36
11	1:12.86	1:13.00	1:12.31	1:13.07	1:13.13	1:12.39	1:12.12	1:12.18		
8	Patrick BARFORD									
Lap	1	2	3	4	5	6	7	8	9	10
1	1:19.87	1:14.86	1:15.20	1:14.37	1:13.78	1:13.52	1:13.37	1:13.07	1:13.37	1:14.19
11	1:13.81	1:13.74	1:12.88	1:13.92	1:13.27	1:13.30	1:12.93	1:13.18		
9	Neil HODGES									
Lap	1	2	3	4	5	6	7	8	9	10
1	1:18.77	1:13.89	1:13.97	1:13.70	1:14.03	1:13.81	1:14.51	1:13.65	1:13.08	1:14.10
11	1:13.45	1:14.23	1:14.32	1:14.14	1:13.17	1:13.43	1:12.98	1:13.09		
14	Crispian BESLEY									
Lap	1	2	3	4	5	6	7	8	9	10
1	1:17.05	1:13.39	1:12.90	1:13.40	1:12.73	1:12.66	1:13.48	1:12.80	1:13.10	1:13.49
11	1:12.23	1:13.42	1:12.43	1:13.51	1:12.79	1:12.19	1:12.35	1:12.00		
15	Simon GOODLIFF									
Lap	1	2	3	4	5	6	7	8	9	10
1	1:14.07	1:10.54	1:10.35	1:09.81	1:10.12	1:11.57	1:11.15	1:09.70	1:09.82	1:09.70
11	1:10.21	1:09.75	1:10.33	1:09.91	1:10.53	1:09.94	1:09.90	1:10.04		
23	John ARNOLD									
Lap	1	2	3	4	5	6	7	8	9	10
1	1:21.41	1:15.76	1:14.86	1:14.44	1:13.73	1:13.29	1:12.67	1:12.81	1:12.58	1:13.44
11	1:13.61	1:12.88	1:13.73	1:12.86	1:12.58	1:13.73	1:13.21	1:13.48		
26	Roger DEXTER									
Lap	1	2	3	4	5	6	7	8	9	10
1	1:22.88	1:17.25	1:17.19	1:18.20	1:17.16	1:17.68	1:17.06	1:20.46	1:17.66	1:17.09
11	1:18.26	1:17.61	1:17.63	1:18.05	1:17.86	1:17.29	1:17.56			

36	David BISHOP										
Lap	1	2	3	4	5	6	7	8	9	10	
1	1:33.17	1:22.06	1:21.46	1:20.36	1:20.89	1:22.32	1:21.34	1:22.23	1:20.64	1:21.38	
11	1:20.17	1:20.02	1:21.85	1:21.51	1:20.96	1:20.41					
37	Martin SHEPPARD										
Lap	1	2	3	4	5	6	7	8	9	10	
1	1:21.13	1:15.67	1:16.97	1:16.16	1:16.13	1:16.13	1:16.37	1:16.19	1:16.13	1:15.15	
11	1:15.53	1:15.94	1:16.32	1:15.44	1:15.69	1:14.85	1:14.74				
38	Mike FOWLER										
Lap	1	2	3	4	5	6	7	8	9	10	
1	1:19.45	1:14.82	1:15.99	1:14.86	1:15.88	1:14.94	1:15.07	1:15.27	1:15.48	1:15.49	
11	1:15.20	1:15.05	1:16.68	1:17.71	1:16.35	1:16.69	1:14.98				
49	Phoebe ROLT										
Lap	1	2	3	4	5	6	7	8	9	10	
1	1:20.54	1:15.79	1:15.43	1:14.96	1:16.01	1:15.81	1:17.27	1:16.80	1:16.77	1:16.23	
11	1:16.08	1:18.73	1:14.97	1:14.34	1:13.96	1:12.24	1:13.37				
72	Tom DE GRES										
Lap	1	2	3	4	5	6	7	8	9	10	
1	1:31.98	1:26.24	1:26.22	1:28.20	1:27.92	1:26.01	1:24.02	1:24.42	1:25.28	1:23.96	
11	1:23.52	1:23.49	1:23.85	1:22.38	1:23.89						
93	Rudolf ERNST										
Lap	1	2	3	4	5	6	7	8	9	10	
1	1:32.49	1:21.36									
99	Simon JONES										
Lap	1	2	3	4	5	6	7	8	9	10	
1	1:23.69	1:18.44	1:18.28	1:18.12	1:16.49	1:15.76	1:16.92	1:22.41	1:27.08	1:29.44	
11	1:27.98	1:18.24	1:23.11	1:37.80	1:39.27	1:36.52					

Lap Chart

FORMULA JUNIOR CHAMPIONSHIP (ROUND 1) - RACE 12

Lap 1		Lap 2		Lap 3		Lap 4		Lap 5		Lap 6		Lap 7		Lap 8		Lap 9		Lap 10	
No	Time	No	Time	No	Time	No	Time	No	Time	No	Time	No	Time	No	Time	No	Time	No	Time
1	1:13.63	15	2:24.61	15	3:34.96	15	4:44.77	15	5:54.89	15	7:06.46	15	8:17.61	15	9:27.31	15	10:37.13	15	11:46.83
15	1:14.07	1	2:24.90	1	3:35.37	1	4:45.66	1	5:56.45	1	7:07.20	1	8:17.94	1	9:28.12	1	10:38.29	1	11:48.19
6	1:16.68	14	2:30.44	14	3:43.34	14	4:56.74	14	6:09.47	72	7:20.56 *1	36	8:20.26 *1	36	9:41.60 *1	4	10:43.35 *1	99	11:57.19 *1
14	1:17.05	6	2:31.45	6	3:44.26	6	4:57.08	6	6:10.20	14	7:22.13	3	8:27.27 *1	14	9:48.41	14	11:01.51	4	12:03.04 *1
9	1:18.77	9	2:32.66	9	3:46.63	9	5:00.33	9	6:14.36	6	7:22.89	14	8:35.61	6	9:49.23	6	11:01.82	14	12:15.00
38	1:19.45	38	2:34.27	8	3:49.93	8	5:04.30	8	6:18.08	9	7:28.17	6	8:36.55	3	9:49.54 *1	36	11:03.83 *1	6	12:15.18
8	1:19.87	8	2:34.73	38	3:50.26	38	5:05.12	23	6:20.20	8	7:31.60	9	8:42.68	9	9:56.33	9	11:09.41	9	12:23.51
49	1:20.54	49	2:36.33	49	3:51.76	23	5:06.47	38	6:21.00	23	7:33.49	8	8:44.97	8	9:58.04	8	11:11.41	36	12:24.47 *1
37	1:21.13	37	2:36.80	23	3:52.03	49	5:06.72	49	6:22.73	38	7:35.94	23	8:46.16	23	9:58.97	23	11:11.55	23	12:24.99
23	1:21.41	23	2:37.17	37	3:53.77	37	5:09.93	37	6:26.06	49	7:38.54	72	8:46.57 *1	38	10:06.28	3	11:12.46 *1	8	12:25.60
26	1:22.88	26	2:40.13	26	3:57.32	26	5:15.52	26	6:32.68	37	7:42.19	38	8:51.01	72	10:10.59 *1	38	11:21.76	3	12:33.95 *1
99	1:23.69	99	2:42.13	99	4:00.41	99	5:18.53	99	6:35.02	26	7:50.36	49	8:55.81	49	10:12.61	49	11:29.38	38	12:37.25
4	1:24.98	4	2:44.88	4	4:04.47	4	5:24.11	4	6:43.58	99	7:50.78	37	8:58.56	37	10:14.75	37	11:30.88	49	12:45.61
72	1:31.98	93	2:53.85	36	4:16.69	36	5:37.05	36	6:57.94	4	8:03.34	26	9:07.42	26	10:27.88	72	11:35.01 *1	37	12:46.03
93	1:32.49	36	2:55.23	3	4:20.49	3	5:42.95	3	7:05.27			99	9:07.70	99	10:30.11	26	11:45.54		
3	1:32.85	3	2:57.14	72	4:24.44	72	5:52.64					4	9:22.95						
36	1:33.17	72	2:58.22																

Lap Chart

FORMULA JUNIOR CHAMPIONSHIP (ROUND 1) - RACE 12

Lap 11		Lap 12		Lap 13		Lap 14		Lap 15		Lap 16		Lap 17		Lap 18		Lap 19		Lap 20			
No	Time	No	Time	No	Time	No	Time	No	Time	No	Time	No	Time	No	Time	No	Time	No	Time		
15	12:57.04	15	14:06.79	15	15:17.12	15	16:27.03	15	17:37.56	15	18:47.50	15	19:57.40	15	21:07.44						
1	12:58.18	1	14:07.77	37	15:17.50 *1	1	16:27.88	1	17:38.70	1	18:48.72	72	19:57.49 *3	1	21:09.18						
72	13:00.29 *2	26	14:20.89 *1	1	15:17.75	37	16:33.82 *1	38	17:41.89 *1	38	18:58.24 *1	1	19:58.64	72	21:21.38 *3						
26	13:02.63 *1	72	14:24.25 *2	49	15:20.42 *1	49	16:35.39 *1	36	17:47.89 *2	49	19:03.69 *1	4	20:03.38 *2	4	21:23.26 *2						
4	13:23.65 *1	14	14:40.65	26	15:38.50 *1	3	16:40.13 *2	37	17:49.26 *1	37	19:04.95 *1	38	20:14.93 *1	49	21:29.30 *1						
99	13:26.63 *1	6	14:41.04	72	15:47.77 *2	26	16:56.13 *1	49	17:49.73 *1	36	19:09.40 *2	49	20:15.93 *1	38	21:29.91 *1						
14	13:27.23	4	14:45.17 *1	14	15:53.08	6	17:06.42	3	18:01.41 *2	99	19:13.76 *2	37	20:19.80 *1	37	21:34.54 *1						
6	13:28.04	9	14:51.19	6	15:53.35	14	17:06.59	26	18:14.18 *1	3	19:22.37 *2	36	20:30.36 *2	36	21:50.77 *2						
9	13:36.96	23	14:51.48	4	16:04.41 *1	72	17:11.26 *2	14	18:19.38	14	19:31.57	3	20:43.54 *2	14	21:55.92						
23	13:38.60	8	14:53.15	23	16:05.21	23	17:18.07	6	18:19.55	6	19:31.94	14	20:43.92	6	21:56.24						
8	13:39.41	99	14:54.61 *1	9	16:05.51	9	17:19.65	23	18:30.65	26	19:32.04 *1	6	20:44.06	3	22:03.90 *2						
36	13:45.85 *1	36	15:06.02 *1	8	16:06.03	8	17:19.95	9	18:32.82	23	19:44.38	26	20:49.33 *1	26	22:06.89 *1						
38	13:52.45	38	15:07.50	99	16:12.85 *1	4	17:23.90 *1	8	18:33.22	9	19:46.25	99	20:53.03 *2	23	22:11.07						
3	13:55.03 *1	3	15:16.24 *1	38	16:24.18	99	17:35.96 *1	72	18:35.11 *2	8	19:46.52	23	20:57.59	9	22:12.32						
37	14:01.56			36	16:26.04 *1			4	18:43.55 *1			9	20:59.23	8	22:12.63						
49	14:01.69											8	20:59.45	99	22:29.55 *2						



The Vintage Sports-Car Club

RACE 14 – SCRATCH RACE FOR PRE-WAR CARS (VSCC SET 5)

RESULT

Pl	No	Cl	Name	Car	Lap	Time	Behind	MPH	Best Lap on	MPH	Handicap
1	32	B	Pete CANDY	Riley Super Rat	7	8:54.81		77.23	1:15.11	2	78.56
2	52	C	Tim GREENHILL	Wolseley Hornet Special	7	8:58.05	3.24	76.76	1:15.85	5	77.79
3	212	D	Julian GRIMWADE	Frazer Nash Norris Special	7	9:05.85	11.04	75.67	1:14.53	4	79.17
4	101	D	Rod KING	Delage Special	7	9:42.23	47.42	70.94	1:21.96	3	71.99 8.51 *
5	63	B	Richard ILIFFE	Riley Kestrel 12/4 Special	7	9:53.71	58.90	69.57	1:23.43	5	70.72 9.70
6	127	D	Graham PADDICK	McDowell Ford Track Racer	7	10:09.89	1:15.08	67.72	1:25.11	2	69.33 14.12
7	103	B	Jane VARLEY	Aston Martin 15/98 Speed	6	8:56.15	1 Lap	66.03	1:27.42	2	67.49 11.63
8	118	D	Trevor SWETE	Invicta S Type	6	9:07.08	1 Lap	64.71	1:28.97	5	66.32 13.26
9	171	D	Antje WILLEMS	Invicta 4.5 S	6	10:05.83	1 Lap	58.44	1:38.99	5	59.61 11.89

AWARDS

Race Winner & 1st Class B


32	B	Pete CANDY	Riley Super Rat	
2 nd	C	Tim GREENHILL	Wolseley Hornet Special	(& 1 st Class C)
3 rd	D	Julian GRIMWADE	Frazer Nash Norris Special	(& 1 st Class D)

First on Handicap

101	D	Rod KING	Delage Special
-----	---	----------	----------------




RACE GRID



ALLCOMERS SCRATCH RACE FOR PRE-WAR CARS (VSCC SET 5)

RACE 14

ROW 8			
ROW 7	171 01:43.180 Antje WILLEMS		
ROW 6		118 01:28.190 Trevor SWETE	127 01:30.980 Graham PADDICK
ROW 5	63 01:24.210 Richard ILIFFE		103 01:27.830 Jane VARLEY
ROW 4		48 01:23.460 Tom McWHIRTER	101 01:23.820 Rod KING
ROW 3	52 01:20.220 Tim GREENHILL		41 01:21.440 David PRYKE
ROW 2		212 01:16.170 Julian GRIMWADE	114 01:16.880 Garry WHYTE
ROW 1	8 01:13.540 Eddie GIBBS		32 01:15.520 Pete CANDY
POLE			
			

ALLCOMERS SCRATCH RACE FOR PRE-WAR CARS (VSCC SET 5)

LAP TIMES - RACE 14

8	Eddie GIBBS										
	Lap	1	2	3	4	5	6	7	8	9	10
	1	1:15.56	1:42.54								
32	Pete CANDY										
	Lap	1	2	3	4	5	6	7	8	9	10
	1	1:16.22	1:15.11	1:17.08	1:16.60	1:17.08	1:15.84	1:16.88			
52	Tim GREENHILL										
	Lap	1	2	3	4	5	6	7	8	9	10
	1	1:18.65	1:16.07	1:16.60	1:16.99	1:15.85	1:16.79	1:17.10			
63	Richard ILIFFE										
	Lap	1	2	3	4	5	6	7	8	9	10
	1	1:30.88	1:23.91	1:23.50	1:23.76	1:23.43	1:23.92	1:24.31			
101	Rod KING										
	Lap	1	2	3	4	5	6	7	8	9	10
	1	1:24.65	1:22.74	1:21.96	1:23.37	1:23.44	1:23.03	1:23.04			
103	Jane VARLEY										
	Lap	1	2	3	4	5	6	7	8	9	10
	1	1:33.76	1:27.42	1:28.81	1:28.50	1:28.46	1:29.20				
118	Trevor SWETE										
	Lap	1	2	3	4	5	6	7	8	9	10
	1	1:35.23	1:29.71	1:30.33	1:30.80	1:28.97	1:32.04				
127	Graham PADDICK										
	Lap	1	2	3	4	5	6	7	8	9	10
	1	1:31.35	1:25.11	1:26.45	1:26.20	1:26.92	1:26.17	1:27.69			
171	Antje WILLEMS										
	Lap	1	2	3	4	5	6	7	8	9	10
	1	1:47.26	1:39.28	1:39.11	1:40.60	1:38.99	1:40.59				
212	Julian GRIMWADE										
	Lap	1	2	3	4	5	6	7	8	9	10
	1	1:20.17	1:19.56	1:16.87	1:14.53	1:16.90	1:18.48	1:19.34			

Lap Chart

ALLCOMERS SCRATCH RACE FOR PRE-WAR CARS (VSCC SET 5) - RACE 14

Lap 1		Lap 2		Lap 3		Lap 4		Lap 5		Lap 6		Lap 7		Lap 8		Lap 9		Lap 10	
No	Time	No	Time	No	Time	No	Time	No	Time	No	Time	No	Time	No	Time	No	Time	No	Time
8	1:15.56	32	2:31.33	32	3:48.41	32	5:05.01	32	6:22.09	32	7:37.93	32	8:54.81						
32	1:16.22	52	2:34.72	52	3:51.32	171	5:05.65 *1	52	6:24.16	52	7:40.95	103	8:56.15 *1						
52	1:18.65	212	2:39.73	212	3:56.60	52	5:08.31	212	6:28.03	212	7:46.51	52	8:58.05						
212	1:20.17	101	2:47.39	101	4:09.35	212	5:11.13	171	6:46.25 *1	101	8:19.19	212	9:05.85						
101	1:24.65	63	2:54.79	63	4:18.29	101	5:32.72	101	6:56.16	171	8:25.24 *1	118	9:07.08 *1						
63	1:30.88	127	2:56.46	127	4:22.91	63	5:42.05	63	7:05.48	63	8:29.40	101	9:42.23						
127	1:31.35	8	2:58.10	103	4:29.99	127	5:49.11	127	7:16.03	127	8:42.20	63	9:53.71						
103	1:33.76	103	3:01.18	118	4:35.27	103	5:58.49	103	7:26.95			171	10:05.83 *1						
118	1:35.23	118	3:04.94			118	6:06.07	118	7:35.04			127	10:09.89						
171	1:47.26	171	3:26.54																



The Vintage Sports-Car Club

RACE 15 – HGPCA PRE-1966 GRAND PRIX CARS

RESULT

Pl	No	Cl	Name	Car	Lap	Time	Behind	MPH	Best Lap on	MPH
1	65		Jon FAIRLEY	Brabham BT 11	19	20:48.48		89.80	1:04.05	19 92.12
2	29		Miles GRIFFITHS	Cooper T51	19	20:48.95	0.47	89.76	1:03.91	19 92.32
3	4		Andrew BEAUMONT	Lotus 24 944	19	21:53.89	1:05.41	85.32	1:07.24	14 87.75
4	66		Sidney HOOLE	Cooper T66	18	20:55.07	1 Lap	84.62	1:08.36	5 86.31
5	37		Eddy PERK	Heron F1	18	20:58.93	1 Lap	84.36	1:09.13	14 85.35
6	93		Rudolf ERNST	Lotus 18 915	18	21:16.83	1 Lap	83.18	1:07.12	16 87.91
7	21		Alex MORTON	Lotus 21 952	18	21:19.42	1 Lap	83.01	1:08.99	18 85.53
8	3		Barry CANNELL	Lola Mk3	18	21:31.79	1 Lap	82.22	1:09.29	18 85.16
9	255		Marc VALVEKENS	Aston Martin DBR4	18	21:53.37	1 Lap	80.87	1:10.83	12 83.30
10	90		Eddie McGUIRE	Cooper Bristol Mk1 8/52	18	21:53.75	1 Lap	80.84	1:10.93	17 83.19
11	17		Tim BAILEY	JBW F1	17	21:09.08	2 Laps	79.04	1:11.49	17 82.53
12	27		Chris WILSON	Cooper-Maserati T51	17	21:10.70	2 Laps	78.94	1:12.88	13 80.96
13	247		Clive WILSON	Cooper T43	17	21:10.84	2 Laps	78.93	1:12.85	17 80.99
14	7		Paul GRIFFIN	Cooper T51	17	21:29.49	2 Laps	77.79	1:13.50	17 80.28
15	34		John BUSSEY	Cooper T43	17	21:47.94	2 Laps	76.69	1:14.91	16 78.77
16	36		Tony BEST	Lotus 21 934	16	22:10.72	3 Laps	70.94	1:17.11	4 76.52
17	25		Albert STREMSKI	Emeryson F2/F1	15	20:53.02	4 Laps	70.63	1:20.85	6 72.98

AWARDS

Race Winner & 1st Class 12

65	Jon FAIRLEY	Brabham BT 11	
2 nd	29 Miles GRIFFITHS	Cooper T51	(& 1 st Class 7b)
3 rd	4 Andrew BEAUMONT	Lotus 24 944	(& 1 st Class 11)

Other Class Winners

247	Clive WILSON	Cooper T43	(1 st Class 7c)
27	Chris WILSON	Cooper-Maserati T51	(1 st Class 9)
37	Eddy PERK	Heron F1	(1 st Class 10)
255	Marc VALVEKENS	Aston Martin DBR4	(1 st Invitation Class)

SPONSORED BY



ARBUTHNOT LATHAM

Private Bankers

Since 1833

RACE GRID

HGPCA PRE-1966 GRAND PRIX CARS

RACE 15

ROW 12			
ROW 11	7 Paul GRIFFIN		
ROW 10		66 Sidney HOOLE	20 Stephen BOND
ROW 9	36 Tony BEST		25 Albert STREMINSKI
ROW 8		34 John BUSSEY	90 McGUIRE/ WOOD
ROW 7	16 Rodger NEWMAN		27 Chris WILSON
ROW 6		255 Marc VALVEKENS	247 Clive WILSON
ROW 5	3 Barry CANNELL		11 John ROMANO
ROW 4		15 Tom BAILEY	17 Tim BAILEY
ROW 3	37 Eddy PERK		21 Alex MORTON
ROW 2		93 Rudolf ERNST	4 Andrew BEAUMONT
ROW 1	65 Jon FAIRLEY		29 Miles GRIFFITHS

POLE

HGPCA PRE-1966 GRAND PRIX CARS

LAP TIMES - RACE 15

3 Barry CANNELL

Lap	1	2	3	4	5	6	7	8	9	10
1	1:22.99	1:12.41	1:11.80	1:10.64	1:11.27	1:11.65	1:10.93	1:10.82	1:10.39	1:10.37
11	1:11.56	1:12.32	1:11.89	1:10.11	1:11.58	1:11.31	1:10.46	1:09.29		

4 Andrew BEAUMONT

Lap	1	2	3	4	5	6	7	8	9	10
1	1:14.43	1:09.26	1:09.03	1:08.55	1:09.01	1:08.74	1:09.21	1:09.41	1:08.52	1:08.38
11	1:08.40	1:09.08	1:08.56	1:07.24	1:09.27	1:08.33	1:10.36	1:08.08	1:10.03	

7 Paul GRIFFIN

Lap	1	2	3	4	5	6	7	8	9	10
1	1:26.83	1:16.64	1:15.85	1:15.57	1:16.06	1:15.49	1:14.19	1:13.99	1:13.77	1:14.19
11	1:16.36	1:15.83	1:16.01	1:16.51	1:13.94	1:14.76	1:13.50			

15 Tom BAILEY

Lap	1	2	3	4	5	6	7	8	9	10
1	1:17.91	1:13.05	1:13.78	1:13.48	1:24.39					

17 Tim BAILEY

Lap	1	2	3	4	5	6	7	8	9	10
1	1:21.42	1:14.51	1:15.04	1:16.73	1:14.30	1:14.25	1:13.66	1:14.48	1:16.44	1:15.18
11	1:13.72	1:15.69	1:12.76	1:14.24	1:12.89	1:12.28	1:11.49			

21 Alex MORTON

Lap	1	2	3	4	5	6	7	8	9	10
1	1:16.43	1:13.84	1:12.21	1:11.33	1:11.49	1:10.30	1:10.56	1:11.01	1:10.81	1:09.85
11	1:09.78	1:10.53	1:10.22	1:10.80	1:09.36	1:11.64	1:10.27	1:08.99		

25 Albert STREMSKI

Lap	1	2	3	4	5	6	7	8	9	10
1	1:26.66	1:22.95	1:22.42	1:23.34	1:21.81	1:20.85	1:31.68	1:23.66	1:24.76	1:21.91
11	1:22.40	1:23.20	1:21.51	1:22.38	1:23.49					

27 Chris WILSON

Lap	1	2	3	4	5	6	7	8	9	10
1	1:20.40	1:14.50	1:15.84	1:16.46	1:16.39	1:14.95	1:14.12	1:14.92	1:13.83	1:13.76
11	1:13.63	1:15.05	1:12.88	1:13.72	1:13.75	1:13.19	1:13.31			

29 Miles GRIFFITHS

Lap	1	2	3	4	5	6	7	8	9	10
1	1:07.32	1:05.70	1:04.55	1:04.83	1:05.45	1:05.40	1:05.99	1:06.01	1:06.80	1:06.67
11	1:05.22	1:05.33	1:04.42	1:05.28	1:12.20	1:04.93	1:04.59	1:04.35	1:03.91	

34 John BUSSEY

Lap	1	2	3	4	5	6	7	8	9	10
1	1:21.19	1:16.34	1:16.13	1:24.51	1:16.40	1:16.28	1:15.43	1:15.83	1:16.16	1:16.36
11	1:15.23	1:16.08	1:19.50	1:16.45	1:15.28	1:14.91	1:15.86			

36	Tony BEST										
Lap	1	2	3	4	5	6	7	8	9	10	
1	1:28.12	1:21.39	1:18.60	1:17.11	1:18.08	1:18.10	1:18.79	1:18.98	1:21.28	1:21.66	
11	1:19.56	1:21.19	1:23.44	1:25.14	1:31.91	1:47.37					

37	Eddy PERK									
Lap	1	2	3	4	5	6	7	8	9	10
1	1:12.51	1:11.58	1:09.25	1:09.18	1:09.25	1:09.60	1:09.37	1:09.89	1:10.13	1:10.31
11	1:10.05	1:10.59	1:09.93	1:09.13	1:09.69	1:09.35	1:09.57	1:09.55		

65	Jon FAIRLEY									
Lap	1	2	3	4	5	6	7	8	9	10
1	1:07.82	1:05.71	1:07.67	1:04.77	1:12.82	1:05.63	1:05.50	1:05.19	1:06.12	1:05.18
11	1:04.88	1:05.47	1:04.47	1:04.75	1:04.69	1:04.33	1:05.19	1:04.24	1:04.05	

66	Sidney HOOLE									
Lap	1	2	3	4	5	6	7	8	9	10
1	1:17.53	1:10.89	1:09.06	1:08.76	1:08.36	1:08.91	1:09.12	1:08.53	1:09.75	1:10.34
11	1:09.43	1:09.52	1:09.17	1:08.86	1:09.69	1:09.87	1:08.64	1:08.64		

90	McGUIRE/ WOOD									
Lap	1	2	3	4	5	6	7	8	9	10
1	1:19.95	1:13.24	1:13.44	1:13.10	1:13.32	1:12.55	1:12.52	1:13.82	1:12.82	1:13.94
11	1:13.52	1:11.66	1:12.56	1:12.00	1:11.73	1:11.16	1:10.93	1:11.49		

93	Rudolf ERNST									
Lap	1	2	3	4	5	6	7	8	9	10
1	1:15.18	1:38.93	1:10.43	1:10.45	1:09.96	1:10.70	1:09.77	1:10.64	1:08.93	1:10.06
11	1:08.11	1:08.66	1:07.46	1:07.43	1:07.65	1:07.12	1:07.57	1:07.78		

247	Clive WILSON									
Lap	1	2	3	4	5	6	7	8	9	10
1	1:22.14	1:15.05	1:15.68	1:15.05	1:15.84	1:15.32	1:14.45	1:14.93	1:13.34	1:14.54
11	1:13.61	1:14.64	1:12.95	1:13.26	1:13.75	1:13.44	1:12.85			

255	Marc VALVEKENS									
Lap	1	2	3	4	5	6	7	8	9	10
1	1:20.51	1:11.83	1:12.73	1:13.98	1:13.52	1:12.38	1:13.03	1:15.01	1:14.46	1:13.10
11	1:11.82	1:10.83	1:12.61	1:11.58	1:11.22	1:11.72	1:11.72	1:11.32		

Lap Chart

HGPCA PRE-1966 GRAND PRIX CARS - RACE 15

Lap 1		Lap 2		Lap 3		Lap 4		Lap 5		Lap 6		Lap 7		Lap 8		Lap 9		Lap 10	
No	Time	No	Time	No	Time	No	Time	No	Time	No	Time	No	Time	No	Time	No	Time	No	Time
29	1:07.32	29	2:13.02	29	3:17.57	29	4:22.40	29	5:27.85	29	6:33.25	29	7:39.24	29	8:45.25	29	9:52.05	29	10:58.72
65	1:07.82	65	2:13.53	65	3:21.20	65	4:25.97	25	5:35.37 *1	34	6:34.57 *1	7	7:46.44 *1	93	8:45.42 *1	255	9:52.99 *1	90	11:04.76 *1
37	1:12.51	4	2:23.69	4	3:32.72	4	4:41.27	65	5:38.79	36	6:43.30 *1	65	7:49.92	17	8:49.91 *1	93	9:56.06 *1	93	11:04.99 *1
4	1:14.43	37	2:24.09	37	3:33.34	37	4:42.52	4	5:50.28	65	6:44.42	34	7:50.85 *1	27	8:52.66 *1	65	10:01.23	65	11:06.41
93	1:15.18	66	2:28.42	66	3:37.48	66	4:46.24	37	5:51.77	25	6:57.18 *1	36	8:01.40 *1	247	8:53.53 *1	17	10:04.39 *1	255	11:07.45 *1
21	1:16.43	21	2:30.27	21	3:42.48	21	4:53.81	66	5:54.60	4	6:59.02	4	8:08.23	65	8:55.11	27	10:07.58 *1	25	11:13.37 *2
66	1:17.53	15	2:30.96	15	3:44.74	3	4:57.84	21	6:05.30	37	7:01.37	37	8:10.74	7	9:00.63 *1	247	10:08.46 *1	17	11:20.83 *1
15	1:17.91	255	2:32.34	255	3:45.07	15	4:58.22	3	6:09.11	66	7:03.51	66	8:12.63	34	9:06.28 *1	7	10:14.62 *1	27	11:21.41 *1
90	1:19.95	90	2:33.19	90	3:46.63	255	4:59.05	255	6:12.57	21	7:15.60	25	8:18.03 *1	4	9:17.64	34	10:22.11 *1	247	11:21.80 *1
27	1:20.40	27	2:34.90	3	3:47.20	90	4:59.73	90	6:13.05	3	7:20.76	21	8:26.16	36	9:20.19 *1	4	10:26.16	7	11:28.39 *1
255	1:20.51	3	2:35.40	27	3:50.74	27	5:07.20	17	6:22.00	255	7:24.95	3	8:31.69	37	9:20.63	37	10:30.76	4	11:34.54
34	1:21.19	17	2:35.93	17	3:50.97	17	5:07.70	15	6:22.61	90	7:25.60	255	8:37.98	66	9:21.16	66	10:30.91	34	11:38.27 *1
17	1:21.42	247	2:37.19	247	3:52.87	247	5:07.92	27	6:23.59	93	7:35.65	90	8:38.12	21	9:37.17	36	10:39.17 *1	37	11:41.07
247	1:22.14	34	2:37.53	34	3:53.66	7	5:14.89	247	6:23.76	17	7:36.25	3	9:42.51	21	10:47.98	66	11:41.25	66	11:41.25
3	1:22.99	7	2:43.47	7	3:59.32	93	5:14.99	93	6:24.95	27	7:38.54	25	9:49.71 *1	3	10:52.90	21	11:57.83	21	11:57.83
25	1:26.66	36	2:49.51	93	4:04.54	34	5:18.17	7	6:30.95	247	7:39.08	90	9:51.94			36	12:00.45 *1	36	12:00.45 *1
7	1:26.83	25	2:49.61	36	4:08.11	36	5:25.22									3	12:03.27	3	12:03.27
36	1:28.12	93	2:54.11	25	4:12.03														

Lap Chart

HGPCA PRE-1966 GRAND PRIX CARS - RACE 15

Lap 11		Lap 12		Lap 13		Lap 14		Lap 15		Lap 16		Lap 17		Lap 18		Lap 19		Lap 20			
No	Time	No	Time	No	Time	No	Time	No	Time	No	Time	No	Time	No	Time	No	Time	No	Time		
29	12:03.94	29	13:09.27	29	14:13.69	29	15:18.97	65	16:30.67	65	17:35.00	65	18:40.19	65	19:44.43	29	20:48.95				
65	12:11.29	3	13:14.83 *1	21	14:18.14 *1	25	15:22.44 *3	7	16:30.78 *2	29	17:36.10	29	18:40.69	29	19:45.04	25	20:53.02 *4				
93	12:15.05 *1	65	13:16.76	65	14:21.23	34	15:25.94 *2	29	16:31.17	7	17:47.29 *2	27	18:44.20 *2	66	19:46.43 *1	65	20:53.48				
90	12:18.70 *1	36	13:22.11 *2	3	14:27.15 *1	65	15:25.98	21	16:39.16 *1	21	17:48.52 *1	247	18:44.55 *2	37	19:49.38 *1	66	20:55.07 *1				
255	12:20.55 *1	93	13:23.16 *1	93	14:31.82 *1	21	15:28.36 *1	34	16:45.44 *2	93	17:54.36 *1	17	18:45.31 *2	27	19:57.39 *2	37	20:58.93 *1				
27	12:35.17 *1	90	13:32.22 *1	36	14:41.67 *2	3	15:39.04 *1	25	16:45.64 *3	3	18:00.73 *1	36	18:51.44 *3	17	19:57.59 *2	17	21:09.08 *2				
17	12:36.01 *1	255	13:32.37 *1	255	14:43.20 *1	93	15:39.28 *1	93	16:46.71 *1	34	18:01.89 *2	21	19:00.16 *1	247	19:57.99 *2	27	21:10.70 *2				
247	12:36.34 *1	27	13:48.80 *1	90	14:43.88 *1	255	15:55.81 *1	3	16:49.15 *1	25	18:07.15 *3	7	19:01.23 *2	93	20:09.05 *1	247	21:10.84 *2				
25	12:38.13 *2	17	13:49.73 *1	4	15:00.58	90	15:56.44 *1	255	17:07.39 *1	255	18:18.61 *1	93	19:01.48 *1	21	20:10.43 *1	93	21:16.83 *1				
7	12:42.58 *1	247	13:49.95 *1	27	15:03.85 *1	36	16:02.86 *2	90	17:08.44 *1	90	18:20.17 *1	3	19:12.04 *1	7	20:15.99 *2	21	21:19.42 *1				
4	12:42.94	4	13:52.02	247	15:04.59 *1	4	16:07.82	4	17:17.09	4	18:25.42	34	19:17.17 *2	3	20:22.50 *1	7	21:29.49 *2				
66	12:50.68	7	13:58.94 *1	17	15:05.42 *1	27	16:16.73 *1	36	17:26.30 *2	66	18:37.79	25	19:29.53 *3	36	20:23.35 *3	3	21:31.79 *1				
37	12:51.12	25	14:00.04 *2	66	15:09.37	247	16:17.54 *1	66	17:27.92	37	18:39.81	255	19:30.33 *1	34	20:32.08 *2	34	21:47.94 *2				
34	12:54.63 *1	66	14:00.20	37	15:11.64	17	16:18.18 *1	27	17:30.45 *1			90	19:31.33 *1	255	20:42.05 *1	255	21:53.37 *1				
21	13:07.61	37	14:01.71	7	15:14.77 *1	66	16:18.23	37	17:30.46			4	19:35.78	90	20:42.26 *1	90	21:53.75 *1				
		34	14:09.86 *1			37	16:20.77	247	17:30.80 *1					4	20:43.86	4	21:53.89				
								17	17:32.42 *1							36	22:10.72 *3				



The Vintage Sports-Car Club

RACE 16 – VSCC STANDARD & MODIFIED PRE-1941 RACING CARS

RESULT

Pl	No	Cl	Name	Car	Lap	Time	Behind	MPH	Best Lap on	MPH	Handicap
1	3		Calum LOCKIE	Maserati 6CM	9	10:35.38		83.58	1:09.33	3	85.11
2	10		Paddins DOWLING	ERA R10B	9	11:03.63	28.25	80.02	1:11.99	3	81.96
3	17		Ben FIDLER	ERA AJM I	9	11:05.05	29.67	79.85	1:12.55	9	81.33
4	18		Terry CRABB	ERA R12C	9	11:06.46	31.08	79.68	1:12.66	9	81.21 12.52
5	9		Charles McCABE	ERA R5B	9	11:07.01	31.63	79.61	1:12.44	3	81.45 15.05
6	24		Sean DANAHER	Maserati 8CM	9	11:17.79	42.41	78.35	1:13.46	4	80.32 16.65
7	85		Stephen GENTRY	Bugatti T35B	9	11:47.44	1:12.06	75.06	1:17.47	6	76.16 10.21
8	102		Chris HUDSON	Bugatti T35B	8	10:58.56	1 Lap	71.68	1:21.08	2	72.77 9.92 *
9	174		Stephen CURTIS	Bugatti T35B	7	10:46.80	2 Laps	63.86	1:30.63	2	65.10 12.39
10	15		Julia DE BALDANZA	Bugatti GP	7	10:50.51	2 Laps	63.49	1:30.14	7	65.46 19.53
11	12		Duncan RICKETTS	ERA E-Type	6	10:53.05	3 Laps	54.21	1:12.64	4	81.23 217.21

AWARDS

Race Winner (Bruce Spollon Memorial Trophy) & First Continental Car (Sean Danaher Restorations Pre-war Continental Trophy Class)

	3	Calum LOCKIE	Maserati 6CM
2 nd	10	Paddins DOWLING	ERA R10B
3 rd	17	Ben FIDLER	ERA AJM I

First Vintage Car (Ten Tenths Vintage Racing Trophy Class)

85	Stephen GENTRY	Bugatti Type 35B
----	----------------	------------------

First on Handicap

102	Chris HUDSON	Bugatti T35B
-----	--------------	--------------

SPONSORED BY

SEAN DANAHER RESTORATIONS

TEN TENTHS

THE SPOLLON FAMILY

RACE GRID

STANDARD & MODIFIED PRE-1941 RACING CARS

RACE 16

ROW 8

ROW 7

ROW 6

ROW 5

ROW 4

ROW 3

ROW 2

ROW 1

15 01:36.610
Julia DE BALDANZA

46 01:22.860
Richard PILKINGTON

174 01:31.620
Stephen CURTIS

85 01:18.010
Stephen GENTRY

102 01:20.520
Chris HUDSON

24 01:13.750
Sean DANAHER

17 01:13.850
Ben FIDLER

9 01:12.050
Charles McCABE

18 01:13.650
Terry CRABB

10 01:08.800
Paddins DOWLING

12 01:10.540
Duncan RICKETTS

3 01:08.010
Calum LOCKIE

5 01:08.520
Nicholas TOPLISS

POLE

STANDARD & MODIFIED PRE-1941 RACING CARS

LAP TIMES - RACE 16

3	Calum LOCKIE										
Lap	1	2	3	4	5	6	7	8	9	10	
1	1:12.16	1:09.80	1:09.33	1:10.55	1:10.65	1:11.03	1:10.44	1:10.61	1:10.81		
9	Charles McCABE										
Lap	1	2	3	4	5	6	7	8	9	10	
1	1:17.80	1:13.59	1:12.44	1:13.63	1:14.90	1:12.87	1:16.27	1:13.01	1:12.50		
10	Paddins DOWLING										
Lap	1	2	3	4	5	6	7	8	9	10	
1	1:16.83	1:15.08	1:11.99	1:13.70	1:12.89	1:14.88	1:13.24	1:12.92	1:12.10		
12	Duncan RICKETTS										
Lap	1	2	3	4	5	6	7	8	9	10	
1	1:13.14	1:26.13	4:33.96	1:12.64	1:13.07	1:14.11					
15	Julia DE BALDANZA										
Lap	1	2	3	4	5	6	7	8	9	10	
1	1:40.74	1:33.22	1:32.11	1:31.90	1:31.72	1:30.68	1:30.14				
17	Ben FIDLER										
Lap	1	2	3	4	5	6	7	8	9	10	
1	1:17.40	1:14.72	1:12.98	1:13.77	1:13.90	1:13.56	1:13.43	1:12.74	1:12.55		
18	Terry CRABB										
Lap	1	2	3	4	5	6	7	8	9	10	
1	1:16.63	1:15.13	1:14.33	1:13.23	1:14.56	1:13.59	1:13.60	1:12.73	1:12.66		
24	Sean DANAHER										
Lap	1	2	3	4	5	6	7	8	9	10	
1	1:18.40	1:14.39	1:14.06	1:13.46	1:14.15	1:14.93	1:15.45	1:15.98	1:16.97		
85	Stephen GENTRY										
Lap	1	2	3	4	5	6	7	8	9	10	
1	1:23.17	1:18.62	1:18.19	1:17.94	1:18.55	1:17.47	1:17.67	1:17.85	1:17.98		
102	Chris HUDSON										
Lap	1	2	3	4	5	6	7	8	9	10	
1	1:24.94	1:21.08	1:21.36	1:21.36	1:21.79	1:22.24	1:23.17	1:22.62			
174	Stephen CURTIS										
Lap	1	2	3	4	5	6	7	8	9	10	
1	1:36.50	1:30.63	1:31.14	1:32.57	1:33.44	1:31.57	1:30.95				

Lap Chart

STANDARD & MODIFIED PRE-1941 RACING CARS - RACE 16

Lap 1		Lap 2		Lap 3		Lap 4		Lap 5		Lap 6		Lap 7		Lap 8		Lap 9		Lap 10	
No	Time	No	Time	No	Time	No	Time	No	Time	No	Time	No	Time	No	Time	No	Time	No	Time
3	1:12.16	3	2:21.96	3	3:31.29	3	4:41.84	3	5:52.49	3	7:03.52	3	8:13.96	3	9:24.57	3	10:35.38		
12	1:13.14	9	2:31.39	9	3:43.83	15	4:46.07 *1	10	6:10.49	12	7:13.23 *3	12	8:25.87 *3	102	9:35.94 *1	174	10:46.80 *2		
18	1:16.63	18	2:31.76	10	3:43.90	9	4:57.46	174	6:10.84 *1	9	7:25.23	10	8:38.61	12	9:38.94 *3	15	10:50.51 *2		
10	1:16.83	10	2:31.91	17	3:45.10	10	4:57.60	9	6:12.36	10	7:25.37	17	8:39.76	10	9:51.53	12	10:53.05 *3		
17	1:17.40	17	2:32.12	18	3:46.09	17	4:58.87	17	6:12.77	17	7:26.33	18	8:41.07	17	9:52.50	102	10:58.56 *1		
9	1:17.80	24	2:32.79	24	3:46.85	18	4:59.32	18	6:13.88	18	7:27.47	9	8:41.50	18	9:53.80	10	11:03.63		
24	1:18.40	12	2:39.27	85	3:59.98	24	5:00.31	24	6:14.46	24	7:29.39	24	8:44.84	9	9:54.51	17	11:05.05		
85	1:23.17	85	2:41.79	102	4:07.38	85	5:17.92	15	6:17.97 *1	174	7:44.28 *1	85	9:11.61	24	10:00.82	18	11:06.46		
102	1:24.94	102	2:46.02	174	4:38.27	102	5:28.74	85	6:36.47	15	7:49.69 *1	174	9:15.85 *1	85	10:29.46	9	11:07.01		
174	1:36.50	174	3:07.13					102	6:50.53	85	7:53.94	15	9:20.37 *1			24	11:17.79		
15	1:40.74	15	3:13.96							102	8:12.77					85	11:47.44		



The Vintage Sports-Car Club

RACE 17 – 1950s SPORTS RACING CARS

RESULT

Pl	No	Cl	Name	Car	Lap	Time	Behind	MPH	Best Lap on	MPH
1	248	E	Peter HORSMAN	Lotus 15	26	30:42.23		83.27	1:06.31	25 88.98
2	256	F	Tony WOOD	Lister Jaguar	26	30:46.13	3.90	83.10	1:06.04	19 89.35
3	249	F	Darren McWHIRTER	Tojero Jaguar	26	30:58.34	16.11	82.55	1:07.69	5 87.17
4	7	F	Tony BIANCHI	Farrellac Allard Sports	26	31:18.36	36.13	81.67	1:07.77	14 87.07
5	251		LEWIS/ MAJZUB	Lister Chevrolet Knobbly	26	31:39.71	57.48	80.75	1:07.52	17 87.39
6	246	E	Charles GILLETT	Willment Sports-Racing	25	31:09.30	1 Lap	78.91	1:08.87	18 85.67
7	9	C	Benjamin EASTICK	Jaguar XKD	25	31:39.43	1 Lap	77.66	1:11.25	7 82.81
8	17	D	James PATERSON	Lotus XI	24	30:56.55	2 Laps	76.28	1:12.06	15 81.88
9	85	B	Stephen BOND	Lister Bristol	24	31:07.85	2 Laps	75.81	1:12.69	5 81.17
10	24	A	Michael THORNE	Cooper Bobtail	24	31:12.55	2 Laps	75.62	1:13.20	20 80.61
11	177	B	Adrian VAN DER KROFT	Cooper T20/25	23	30:42.60	3 Laps	73.65	1:15.06	15 78.61
12	245	D	James BAILEY	Cooper 39 Bobtail	23	30:44.82	3 Laps	73.56	1:13.74	21 80.02
13	253	E	Paul GRIFFIN	Cooper Monaco T49	23	31:05.08	3 Laps	72.76	1:15.02	17 78.65
14	20	C	Jonathan ABECASSIS	Austin Healey 100/4	23	31:13.05	3 Laps	72.45	1:16.23	23 77.40
15	235	C	Christopher SCHOLEY	Jaguar XK120	22	31:21.68	4 Laps	68.99	1:18.64	21 75.03
16	92	A	HIBBERD/ HIBBERD	Kieft Climax 110	22	31:22.06	4 Laps	68.97	1:18.38	22 75.28
17	250	E	Andrew MOORE	MG A	21	31:09.43	5 Laps	66.28	1:22.42	4 71.59
18	236	C	Mark BUTTERWORTH	Allard Sports	21	31:54.00	5 Laps	64.74	1:18.93	5 74.75

AWARDS

Race Winner & 1st Post-1956 Car 1501-2000cc

248	E	Peter HORSMAN	Lotus 15	
2 nd	256	F	Tony WOOD	Lister Jaguar (& 1 st Post-1956 Car over 2000cc)
3 rd	249	F	Darren McWHIRTER	Tojero Jaguar

Other Capacity Class Winners

24	A	Michael THORNE	Cooper Bobtail	(1 st Pre-1956 Car up to 1500cc)
85	B	Stephen BOND	Lister Bristol	(1 st Pre-1956 Car 1501-2000cc)
9	C	Benjamin EASTICK	Jaguar XKD	(1 st Pre-1956 Car over 2000cc)
17	D	James PATERSON	Lotus XI	(1 st Post-1956 Car up to 1500cc)

RACE GRID

1950's SPORTS RACING CARS

RACE 17

ROW 14	222 01:35.890 David LEWIS	221 - Lute RATHENOW
ROW 13	92 01:20.460 HIBBERD/ HIBBERD	250 01:21.950 Andrew MOORE
ROW 12	52 01:19.230 Anthony GALLIERS-PRA	236 01:19.480 Mark BUTTERWORTH
ROW 11	245 01:17.750 James BAILEY	235 01:17.810 Christopher SCHOLES
ROW 10	196 01:15.890 CAMPBELL/ MITCHELL	253 01:16.030 Paul GRIFFIN
ROW 9	241 01:15.560 Stuart BOULTBEE-BROO	45 01:15.890 Rod BEGBIE
ROW 8	177 01:15.130 Adrian VAN DER KROFT	20 01:15.250 Jonathan ABECASSIS
ROW 7	24 01:13.240 Michael THORNE	19 01:13.450 Ralf EMMERLING
ROW 6	17 01:11.820 James PATERSON	85 01:12.890 Stephen BOND
ROW 5	246 01:09.030 Charles GILLETT	9 01:10.110 Benjamin EASTICK
ROW 4	251 01:08.480 LEWIS/ MAJZUB	242 01:09.020 WAKEMAN/ BLAKENEY-
ROW 3	7 01:07.940 Tony BIANCHI	249 01:08.290 Darren McWHIRTER
ROW 2	254 01:06.620 Duncan RICKETTS	252 01:07.520 Richard KENT
ROW 1	248 01:06.210 Peter HORSMAN	256 01:06.450 WOOD/ WOOD

POLE

1950's SPORTS RACING CARS

LAP TIMES - RACE 17

7 Tony BIANCHI

Lap	1	2	3	4	5	6	7	8	9	10
1	1:13.18	1:08.08	1:07.79	1:08.50	1:08.65	1:08.87	1:09.95	1:08.71	1:08.42	1:08.57
11	1:17.20	2:25.10	1:07.83	1:07.77	1:08.57	1:07.99	1:09.70	1:09.77	1:08.50	1:09.80
21	1:10.20	1:09.61	1:08.75	1:09.57	1:09.07	1:08.21				

9 Benjamin EASTICK

Lap	1	2	3	4	5	6	7	8	9	10
1	1:16.90	1:12.05	1:11.41	1:13.49	1:12.44	1:11.48	1:11.25	1:12.18	1:11.75	1:12.79
11	1:11.45	1:11.72	1:11.57	1:17.17	2:38.75	1:12.65	1:12.50	1:12.87	1:11.59	1:12.81
21	1:12.08	1:12.10	1:12.28	1:11.56	1:12.59					

17 James PATERSON

Lap	1	2	3	4	5	6	7	8	9	10
1	1:19.23	1:13.15	1:13.59	1:13.75	1:14.15	1:14.08	1:13.25	1:13.60	1:13.79	1:13.15
11	1:12.82	1:21.59	2:39.67	1:12.09	1:12.06	1:13.10	1:14.01	1:12.07	1:12.27	1:12.42
21	1:14.30	1:13.45	1:12.26	1:12.70						

19 Ralf EMMERLING

Lap	1	2	3	4	5	6	7	8	9	10
1	1:21.98	1:14.69	1:15.68	1:13.77	1:13.69	1:13.54	1:13.31	1:13.46	1:13.42	1:13.49
11	1:14.37	1:20.54	2:50.28	1:20.79	1:20.25	1:38.03				

20 Jonathan ABECASSIS

Lap	1	2	3	4	5	6	7	8	9	10
1	1:26.31	1:18.24	1:18.46	1:18.11	1:17.08	1:17.16	1:16.66	1:17.09	1:16.58	1:16.61
11	1:19.12	2:42.58	1:16.88	1:16.29	1:16.58	1:17.94	1:17.15	1:18.59	1:17.89	1:17.38
21	1:17.46	1:16.66	1:16.23							

24 Michael THORNE

Lap	1	2	3	4	5	6	7	8	9	10
1	1:21.86	1:14.64	1:14.80	1:14.50	1:13.80	1:13.59	1:13.88	1:13.50	1:13.40	1:13.23
11	1:14.00	1:18.41	2:36.90	1:15.11	1:13.66	1:13.79	1:13.49	1:13.95	1:13.38	1:13.20
21	1:14.86	1:14.16	1:14.31	1:16.13						

45 Rod BEGBIE

Lap	1	2	3	4	5	6	7	8	9	10
1	1:26.11	1:18.59	1:17.91	1:18.77	1:17.02	1:17.35	1:18.26	1:16.19	1:15.76	1:21.87
11	2:51.15									

85 Stephen BOND

Lap	1	2	3	4	5	6	7	8	9	10
1	1:23.38	1:13.84	1:14.95	1:13.07	1:12.69	1:13.28	1:13.15	1:13.34	1:14.65	1:13.35
11	1:13.58	1:13.11	1:13.46	1:18.25	2:38.15	1:14.62	1:13.31	1:13.63	1:13.60	1:14.34
21	1:15.71	1:13.61	1:13.86	1:12.92						

92 HIBBERD/ HIBBERD

Lap	1	2	3	4	5	6	7	8	9	10
1	1:32.99	1:23.62	1:22.69	1:22.31	1:23.78	1:21.52	1:22.10	1:23.18	1:23.20	1:24.26

11	2:40.87	1:21.51	1:20.09	1:19.75	1:21.86	1:19.02	1:19.85	1:19.55	1:21.76	1:20.52
21	1:19.25	1:18.38								

177 Adrian VAN DER KROFT

Lap	1	2	3	4	5	6	7	8	9	10
1	1:25.11	1:15.88	1:16.30	1:15.95	1:15.84	1:16.26	1:15.80	1:16.26	1:16.45	1:16.22
11	1:15.10	1:21.18	2:35.92	1:16.16	1:15.06	1:16.99	1:16.18	1:15.95	1:16.68	1:15.68
21	1:15.86	1:16.07	1:15.70							

196 CAMPBELL/ MITCHELL

Lap	1	2	3	4	5	6	7	8	9	10
1	1:24.98	1:17.44	1:16.32	1:15.36	1:15.58	1:16.51	1:15.19	1:16.48	1:25.90	2:53.61
11	1:19.81	1:19.54	1:20.99	1:21.28	1:22.56	1:28.48	1:38.82			

222 David LEWIS

Lap	1	2	3	4	5	6	7	8	9	10
1	1:44.98	1:36.55	1:37.71	1:36.91	1:37.15	1:35.15	1:36.86	1:37.71	1:43.99	3:11.48
11	1:36.33	1:35.24	1:35.55	1:35.63	1:38.92	1:36.48	1:32.52	1:32.39		

235 Christopher SCHOLEY

Lap	1	2	3	4	5	6	7	8	9	10
1	1:33.30	1:22.06	1:22.49	1:21.35	1:22.10	1:20.85	1:19.88	1:20.52	1:20.17	1:20.59
11	1:27.86	2:51.48	1:19.79	1:19.67	1:19.30	1:19.43	1:20.24	1:21.45	1:22.36	1:18.90
21	1:18.64	1:19.25								

236 Mark BUTTERWORTH

Lap	1	2	3	4	5	6	7	8	9	10
1	1:28.56	1:19.37	1:20.19	1:19.97	1:18.93	1:19.69	1:19.20	1:19.47	1:27.94	2:48.25
11	1:20.73	1:21.92	1:22.51	1:22.55	1:24.78	1:28.45	1:36.03	2:41.05	1:23.42	1:24.84
21	1:26.15									

241 Stuart BOULTBEE-BROOKES

Lap	1	2	3	4	5	6	7	8	9	10
1	1:24.40	1:15.74	1:15.46	1:15.36	1:15.60	1:15.84	1:15.61	1:15.16	1:16.34	1:17.80
11	1:15.50	1:23.80	1:20.70	2:39.75	1:16.65	1:29.29	1:15.33	1:18.38	1:16.01	1:18.57
21	1:19.49	1:36.43								

245 James BAILEY

Lap	1	2	3	4	5	6	7	8	9	10
1	1:33.45	1:21.50	1:15.91	1:15.29	1:15.34	1:14.55	1:16.45	1:14.87	1:14.99	1:13.75
11	1:15.08	1:19.53	2:44.03	1:15.31	1:14.01	1:17.00	1:14.60	1:14.02	1:18.71	1:14.13
21	1:13.74	1:13.86	1:14.70							

246 Charles GILLETT

Lap	1	2	3	4	5	6	7	8	9	10
1	1:48.00	1:12.18	1:10.98	1:09.45	1:09.63	1:10.96	1:09.34	1:09.64	1:10.32	1:11.01
11	1:10.03	1:10.31	1:18.29	2:14.64	1:11.58	1:10.43	1:10.50	1:08.87	1:09.89	1:09.37
21	1:10.80	1:10.52	1:10.12	1:11.99	1:10.45					

248 Peter HORSMAN

Lap	1	2	3	4	5	6	7	8	9	10
1	1:12.21	1:07.47	1:08.50	1:08.26	1:08.21	1:07.99	1:07.67	1:07.53	1:07.40	1:06.98
11	1:07.01	1:06.81	1:07.13	1:06.88	1:12.47	2:28.86	1:06.50	1:07.20	1:06.70	1:06.74
21	1:06.67	1:06.89	1:10.56	1:06.46	1:06.31	1:06.82				

249 Darren McWHIRTER

Lap	1	2	3	4	5	6	7	8	9	10
1	1:15.55	1:08.62	1:08.62	1:08.15	1:07.69	1:08.10	1:08.64	1:08.81	1:08.45	1:08.86
11	1:10.33	1:08.36	1:13.63	2:07.16	1:08.84	1:09.28	1:09.33	1:07.98	1:08.30	1:09.30
21	1:08.66	1:09.68	1:08.72	1:09.76	1:08.77	1:08.75				

250 Andrew MOORE

Lap	1	2	3	4	5	6	7	8	9	10
1	1:35.76	1:23.29	1:22.69	1:22.42	1:23.79	1:22.76	1:22.53	1:24.80	1:29.22	2:57.95
11	1:23.32	1:25.80	1:23.42	1:23.19	1:23.39	1:24.86	1:24.20	1:24.46	1:24.34	1:23.54
21	1:23.70									

251 LEWIS/ MAJZUB

Lap	1	2	3	4	5	6	7	8	9	10
1	1:13.80	1:09.04	1:09.47	1:10.02	1:09.43	1:09.73	1:09.68	1:08.98	1:10.00	1:09.54
11	1:09.28	1:09.11	1:10.63	1:16.33	2:34.34	1:07.65	1:07.52	1:08.74	1:08.08	1:10.97
21	1:13.74	1:08.74	1:08.95	1:08.52	1:08.00	1:09.42				

252 Richard KENT

Lap	1	2	3	4	5	6	7	8	9	10
1	1:11.14	1:07.89	1:07.77	1:08.83	1:20.26					

253 Paul GRIFFIN

Lap	1	2	3	4	5	6	7	8	9	10
1	1:28.35	1:17.68	1:16.83	1:17.87	1:15.85	1:16.75	1:16.91	1:16.53	1:16.18	1:22.92
11	2:41.50	1:17.06	1:16.84	1:17.05	1:16.56	1:15.08	1:15.02	1:15.92	1:20.25	1:16.26
21	1:15.98	1:15.58	1:16.11							

254 RICKETTS/ MAZJUB

Lap	1	2	3	4	5	6	7	8	9	10
1	1:12.69	1:07.49	1:07.29	1:08.58	1:07.07	1:06.69	1:07.95	1:09.32	1:06.45	1:06.86
11	1:11.98	2:30.46	1:08.20	1:09.35	1:07.88	1:08.30	1:07.72	1:08.65	1:07.60	1:08.77

256 WOOD/ WOOD

Lap	1	2	3	4	5	6	7	8	9	10
1	1:10.77	1:08.70	1:07.67	1:08.68	1:07.83	1:06.94	1:06.85	1:08.45	1:07.31	1:07.91
11	1:07.30	1:07.58	1:07.73	1:15.74	2:27.61	1:07.03	1:07.43	1:07.62	1:06.04	1:08.65
21	1:06.53	1:07.58	1:07.70	1:07.83	1:06.43	1:06.22				

Lap Chart

1950's SPORTS RACING CARS - RACE 17

Lap 1		Lap 2		Lap 3		Lap 4		Lap 5		Lap 6		Lap 7		Lap 8		Lap 9		Lap 10	
No	Time	No	Time	No	Time	No	Time	No	Time	No	Time	No	Time	No	Time	No	Time	No	Time
256	1:10.77	252	2:19.03	252	3:26.80	252	4:35.63	254	5:43.12	254	6:49.81	256	7:57.44	256	9:05.89	256	10:13.20	254	11:20.39
252	1:11.14	256	2:19.47	256	3:27.14	256	4:35.82	256	5:43.65	256	6:50.59	254	7:57.76	254	9:07.08	254	10:13.53	256	11:21.11
248	1:12.21	248	2:19.68	254	3:27.47	254	4:36.05	250	5:44.16 *1	248	6:52.64	248	8:00.31	248	9:07.84	248	10:15.24	248	11:22.22
254	1:12.69	254	2:20.18	248	3:28.18	248	4:36.44	248	5:44.65	7	6:55.07	7	8:05.02	253	9:10.24 *1	177	10:17.40 *1	222	11:25.31 *3
7	1:13.18	7	2:21.26	7	3:29.05	7	4:37.55	7	5:46.20	249	6:56.73	249	8:05.37	20	9:12.02 *1	196	10:17.86 *1	241	11:29.51 *1
251	1:13.80	251	2:22.84	251	3:32.31	249	4:40.94	249	5:48.63	235	7:01.30 *1	236	8:06.71 *1	245	9:12.49 *1	7	10:22.15	7	11:30.72
249	1:15.55	249	2:24.17	249	3:32.79	251	4:42.33	251	5:51.76	251	7:01.49	251	8:11.17	7	9:13.73	249	10:22.63	249	11:31.49
9	1:16.90	9	2:28.95	9	3:40.36	9	4:53.85	252	5:55.89	92	7:05.39 *1	222	8:13.30 *2	45	9:14.01 *1	253	10:26.77 *1	177	11:33.85 *1
17	1:19.23	17	2:32.38	17	3:45.97	222	4:59.24 *1	9	6:06.29	250	7:07.95 *1	235	8:22.15 *1	249	9:14.18	245	10:27.36 *1	251	11:39.69
24	1:21.86	24	2:36.50	24	3:51.30	17	4:59.72	17	6:13.87	9	7:17.77	92	8:26.91 *1	251	9:20.15	20	10:29.11 *1	245	11:42.35 *1
19	1:21.98	19	2:36.67	85	3:52.17	85	5:05.24	85	6:17.93	17	7:27.95	9	8:29.02	236	9:25.91 *1	251	10:30.15	253	11:42.95 *1
85	1:23.38	85	2:37.22	19	3:52.35	24	5:05.80	24	6:19.60	85	7:31.21	250	8:30.71 *1	9	9:41.20	45	10:30.20 *1	196	11:43.76 *1
241	1:24.40	241	2:40.14	241	3:55.60	19	5:06.12	19	6:19.81	24	7:33.19	17	8:41.20	235	9:42.03 *1	236	10:45.38 *1	20	11:45.69 *1
196	1:24.98	177	2:40.99	177	3:57.29	241	5:10.96	241	6:26.56	19	7:33.35	85	8:44.36	222	9:48.45 *2	9	10:52.95	45	11:45.96 *1
177	1:25.11	196	2:42.42	196	3:58.74	177	5:13.24	177	6:29.08	246	7:41.20	19	8:46.66	92	9:49.01 *1	235	11:02.55 *1	9	12:05.74
45	1:26.11	20	2:44.55	45	4:02.61	196	5:14.10	196	6:29.68	241	7:42.40	24	8:47.07	250	9:53.24 *1	17	11:08.59	236	12:13.32 *1
20	1:26.31	45	2:44.70	253	4:02.86	246	5:20.61	246	6:30.24	177	7:45.34	246	8:50.54	17	9:54.80	246	11:10.50	246	12:21.51
253	1:28.35	253	2:46.03	20	4:03.01	253	5:20.73	222	6:36.15 *1	196	7:46.19	241	8:58.01	85	9:57.70	92	11:12.19 *1	17	12:21.74
236	1:28.56	236	2:47.93	236	4:08.12	20	5:21.12	253	6:36.58	253	7:53.33	177	9:01.14	19	10:00.12	85	11:12.35	235	12:22.72 *1
92	1:32.99	245	2:54.95	245	4:10.86	45	5:21.38	20	6:38.20	20	7:55.36	196	9:01.38	246	10:00.18	19	11:13.54	85	12:25.70
235	1:33.30	235	2:55.36	246	4:11.16	245	5:26.15	45	6:38.40	45	7:55.75	45	7:55.75	24	10:00.57	24	11:13.97	19	12:27.03
245	1:33.45	92	2:56.61	235	4:17.85	236	5:28.09	245	6:41.49	245	7:56.04	245	7:56.04	241	10:13.17	250	11:18.04 *1	24	12:27.20
250	1:35.76	250	2:59.05	92	4:19.30	235	5:39.20	236	6:47.02										
222	1:44.98	246	3:00.18	250	4:21.74	92	5:41.61												
246	1:48.00	222	3:21.53																

Lap Chart

1950's SPORTS RACING CARS - RACE 17

Lap 11		Lap 12		Lap 13		Lap 14		Lap 15		Lap 16		Lap 17		Lap 18		Lap 19		Lap 20	
No	Time	No	Time	No	Time	No	Time	No	Time	No	Time	No	Time	No	Time	No	Time	No	Time
256	12:28.41	256	13:35.99	248	14:43.17	248	15:50.05	248	17:02.52	249	19:29.09	248	20:37.88	248	21:45.08	248	22:51.78	248	23:58.52
248	12:29.23	248	13:36.04	256	14:43.72	196	15:57.18 *3	20	17:04.00 *3	245	19:30.05 *2	249	20:38.42	249	21:46.40	249	22:54.70	256	24:03.84
254	12:32.37	85	13:39.28 *1	222	14:47.01 *4	45	15:58.98 *3	253	17:04.43 *3	248	19:31.38	256	20:41.53	246	21:47.29 *1	256	22:55.19	249	24:04.00
92	12:35.39 *2	24	13:41.20 *1	85	14:52.39 *1	256	15:59.46	250	17:08.53 *4	256	19:34.10	92	20:41.87 *3	256	21:49.15	246	22:56.16 *1	246	24:06.05 *1
249	12:41.82	19	13:41.40 *1	17	14:56.15 *1	246	16:00.14 *1	249	17:10.97 *1	222	19:34.82 *5	235	20:42.11 *3	177	21:50.48 *2	254	23:00.53	250	24:09.19 *4
250	12:47.26 *2	235	13:43.31 *2	24	14:59.61 *1	85	16:05.85 *1	196	17:16.72 *3	9	19:36.40 *1	241	20:43.71 *2	254	21:52.93	177	23:06.66 *2	254	24:09.30
241	12:47.31 *1	249	13:50.18	236	15:01.57 *3	254	16:11.03 *1	254	17:20.38 *1	254	19:36.56	245	20:44.06 *2	236	21:54.06 *3	7	23:13.15	222	24:21.24 *6
7	12:47.92	251	13:58.08	19	15:01.94 *1	7	16:20.85 *1	85	17:24.10 *1	20	19:37.17 *2	254	20:44.28	245	22:01.06 *2	9	23:14.42 *1	177	24:22.61 *2
251	12:48.97	92	13:59.65 *2	254	15:02.83 *1	236	16:22.30 *3	7	17:28.62 *1	253	19:38.32 *2	9	20:49.05 *1	235	22:01.41 *3	245	23:15.66 *2	7	24:22.95
177	12:50.07 *1	241	14:02.81 *1	249	15:03.81	251	16:25.04	17	17:35.82 *2	7	19:45.18	20	20:53.75 *2	9	22:01.55 *1	235	23:20.84 *3	9	24:26.01 *1
245	12:56.10 *1	177	14:05.17 *1	251	15:08.71	92	16:40.52 *3	24	17:36.51 *2	250	19:57.75 *3	7	20:54.88	92	22:03.73 *3	236	23:22.51 *3	196	24:28.85 *3
20	13:02.30 *1	245	14:11.18 *1	235	15:11.17 *2	241	16:47.31 *1	236	17:44.22 *3	196	19:58.99 *2	253	20:54.88 *2	7	22:04.65	92	23:22.75 *3	245	24:29.68 *2
222	13:03.02 *3	20	14:21.42 *1	7	15:13.02 *1	9	16:57.65	19	17:52.22 *2	17	19:59.97 *1	222	21:10.06 *5	253	22:09.96 *2	253	23:24.98 *2	253	24:40.90 *2
253	13:05.87 *1	9	14:28.91	177	15:26.35 *1			222	17:58.49 *5	85	20:02.25 *1	17	21:13.07 *1	19	22:11.29 *2	241	23:28.33 *2	235	24:41.08 *3
45	13:07.83 *1	196	14:37.37 *2	241	15:26.61 *1			92	18:02.03 *3	24	20:05.28 *1	251	21:14.55	20	22:11.69 *2	20	23:28.84 *2	251	24:42.34
9	13:17.19	246	14:41.85	245	15:30.71 *1			177	18:02.27 *2	251	20:07.03	85	21:16.87 *1	241	22:13.00 *2	251	23:31.37	92	24:42.60 *3
246	13:31.54			9	15:40.48			235	18:02.65 *3	236	20:29.28 *2	24	21:19.07 *1	251	22:23.29	17	23:39.15 *1	241	24:46.71 *2
17	13:34.56			250	15:45.21 *3			245	18:14.74 *2	19	20:33.26 *1	250	21:20.94 *3	17	22:27.08 *1	85	23:43.81 *1	20	24:47.43 *2
				253	15:47.37 *2			246	18:14.78 *1	177	20:33.49 *1	196	21:21.55 *2	85	22:30.18 *1	24	23:46.51 *1	17	24:51.42 *1
								249	18:19.81	246	20:36.79			24	22:32.56 *1			85	24:57.41 *1
								20	18:20.88 *2					250	22:44.33 *3			236	24:58.54 *3
								253	18:21.27 *2					222	22:45.61 *5			24	24:59.89 *1
								256	18:27.07					196	22:50.03 *2				
								254	18:28.26										
								250	18:34.33 *3										
								7	18:37.19										
								196	18:37.71 *2										
								17	18:47.91 *1										
								24	18:51.62 *1										
								251	18:59.38										
								236	19:06.73 *2										
								19	19:13.01 *1										
								177	19:18.43 *1										
								92	19:22.12 *2										
								235	19:22.44 *2										
								246	19:26.36										
								241	19:27.06 *1										

Lap Chart

1950's SPORTS RACING CARS - RACE 17

Lap 21		Lap 22		Lap 23		Lap 24		Lap 25		Lap 26		Lap 27		Lap 28		Lap 29		Lap 30	
No	Time	No	Time	No	Time	No	Time	No	Time	No	Time	No	Time	No	Time	No	Time	No	Time
248	25:05.19	248	26:12.08	248	27:22.64	248	28:29.10	248	29:35.41	248	30:42.23								
256	25:10.37	24	26:13.09 *2	20	27:22.70 *3	17	28:31.59 *2	256	29:39.91	177	30:42.60 *3								
249	25:12.66	256	26:17.95	92	27:23.91 *4	253	28:33.39 *3	17	29:43.85 *2	245	30:44.82 *3								
246	25:15.42 *1	249	26:22.34	235	27:24.89 *4	256	28:33.48	250	29:45.73 *5	256	30:46.13								
7	25:33.15	246	26:26.22 *1	256	27:25.65	20	28:40.16 *3	253	29:48.97 *3	17	30:56.55 *2								
250	25:33.39 *4	7	26:42.76	85	27:27.46 *2	241	28:40.78 *3	249	29:49.59	249	30:58.34								
9	25:38.82 *1	9	26:50.90 *1	24	27:27.95 *2	249	28:40.82	85	29:54.93 *2	253	31:05.08 *3								
177	25:39.29 *2	177	26:54.97 *2	249	27:31.06	85	28:41.07 *2	24	29:56.42 *2	85	31:07.85 *2								
245	25:48.39 *2	250	26:57.85 *4	222	27:36.64 *7	24	28:42.11 *2	20	29:56.82 *3	246	31:09.30 *1								
251	25:56.08	245	27:02.52 *2	246	27:36.74 *1	235	28:43.79 *4	246	29:58.85 *1	250	31:09.43 *5								
222	26:00.16 *6	251	27:04.82	236	27:39.59 *5	92	28:44.43 *4	235	30:02.43 *4	24	31:12.55 *2								
253	26:01.15 *2	253	27:17.41 *2	7	27:51.51	246	28:46.86 *1	92	30:03.68 *4	20	31:13.05 *3								
92	26:02.15 *3	17	27:18.14 *1	9	28:03.00 *1	7	29:01.08	7	30:10.15	7	31:18.36								
235	26:02.53 *3	241	27:21.29 *2	177	28:10.83 *2	236	29:03.01 *5	241	30:17.21 *3	235	31:21.68 *4								
241	26:02.72 *2			251	28:13.77	222	29:09.16 *7	9	30:26.84 *1	92	31:22.06 *4								
17	26:03.84 *1			245	28:16.26 *2	9	29:15.28 *1	236	30:27.85 *5	9	31:39.43 *1								
20	26:05.32 *2			250	28:22.19 *4	251	29:22.29	251	30:30.29	251	31:39.71								
85	26:11.75 *1							177	29:26.90 *2	222	30:41.55 *7	236	31:54.00 *5						
								245	29:30.12 *2										



The Vintage Sports-Car Club

RACE 18 – PRE-1961 FRONT ENGINED RACING CARS (VSCC SET 2)

RESULT

Pl	No	Cl	Name	Car	Lap	Time	Behind	MPH	Best Lap on	MPH	Handicap
1	4		Tony WOOD	Maserati TEC MEC	14	15:36.23		88.23	1:05.73	5	89.77
2	29		Marshall BAILEY	Lotus 16	14	16:15.76	39.53	84.66	1:08.29	11	86.40
3	255		Marc VALVEKENS	Aston Martin DBR4	14	16:19.10	42.87	84.37	1:08.91	9	85.62
4	90		Eddie McGUIRE	Cooper Bristol	14	16:43.25	1:07.02	82.34	1:10.45	7	83.75 16.95
5	19		Paul GRANT	Cooper Bristol Mk2	13	15:39.68	1 Lap	81.63	1:11.05	7	83.05 16.03
6	33		Christopher PHILLIPS	Cooper-Bristol	13	15:52.13	1 Lap	80.56	1:12.12	6	81.81 14.57
7	36		Barry WOOD	Cooper Bristol	13	15:55.36	1 Lap	80.29	1:12.46	13	81.43 13.38 *
8	232		Guy PLANTE	Cooper Bristol Mk2	13	16:10.95	1 Lap	79.00	1:12.23	6	81.69 31.96
9	6		Helmut GASSMANN	Lancia-Ferrari	12	15:46.52	2 Laps	74.81	1:17.57	2	76.07 15.68

AWARDS

Race Winner

4	Tony WOOD	Maserati TEC MEC
2 nd	29 Marshall BAILEY	Lotus 16
3 rd	255 Marc VALVEKENS	Aston Martin DBR4

First Post-war F2 Car

90	Eddie McGUIRE	Cooper Bristol
----	---------------	----------------

First on Handicap


36	Barry WOOD	Cooper Bristol
----	------------	----------------

RACE GRID

PRE-1961 FRONT ENGINED RACING CARS

RACE 18

ROW 8	198 01:24.600 Tim LLEWELLYN	
ROW 7	114 01:16.880 Garry WHYTE	50 01:18.620 Tony LEES
ROW 6	6 01:15.170 Helmut GASSMANN	32 01:15.520 Pete CANDY
ROW 5	232 01:13.020 Guy PLANTE	47 01:13.270 Steve RUSSELL
ROW 4	36 01:11.700 Barry WOOD	33 01:11.920 Christopher PHILLIPS
ROW 3	90 01:11.230 Eddie McGUIRE	19 01:11.660 Paul GRANT
ROW 2	255 01:09.620 Marc VALVEKENS	124 01:09.940 Tom DARK
ROW 1	4 01:05.680 Tony WOOD	29 01:07.250 Marshall BAILEY
POLE		



PRE-1961 FRONT ENGINED RACING CARS

LAP TIMES - RACE 18

4	Tony WOOD										
Lap	1	2	3	4	5	6	7	8	9	10	
1	1:10.27	1:06.77	1:06.35	1:06.02	1:05.73	1:06.19	1:06.67	1:06.16	1:05.95	1:05.85	
11	1:07.38	1:06.59	1:08.70	1:07.60							

6	Helmut GASSMANN									
Lap	1	2	3	4	5	6	7	8	9	10
1	1:22.54	1:17.57	1:18.35	1:18.38	1:19.26	1:20.20	1:18.35	1:17.92	1:18.33	1:18.46
11	1:18.67	1:18.49								

19	Paul GRANT									
Lap	1	2	3	4	5	6	7	8	9	10
1	1:16.05	1:12.47	1:12.77	1:11.98	1:11.91	1:11.70	1:11.05	1:11.58	1:11.98	1:11.43
11	1:11.66	1:12.68	1:12.42							

29	Marshall BAILEY									
Lap	1	2	3	4	5	6	7	8	9	10
1	1:13.65	1:09.81	1:10.79	1:09.80	1:09.60	1:09.28	1:09.50	1:09.69	1:09.22	1:08.72
11	1:08.29	1:08.64	1:09.32	1:09.45						

33	Christopher PHILLIPS									
Lap	1	2	3	4	5	6	7	8	9	10
1	1:18.65	1:13.50	1:13.07	1:12.48	1:12.32	1:12.12	1:13.22	1:12.35	1:12.43	1:12.33
11	1:13.66	1:13.46	1:12.54							

36	Barry WOOD									
Lap	1	2	3	4	5	6	7	8	9	10
1	1:18.33	1:13.73	1:13.67	1:13.18	1:12.70	1:13.29	1:13.27	1:12.73	1:12.67	1:13.18
11	1:12.87	1:13.28	1:12.46							

90	Eddie McGUIRE									
Lap	1	2	3	4	5	6	7	8	9	10
1	1:16.49	1:13.24	1:10.99	1:10.79	1:11.02	1:10.77	1:10.45	1:10.75	1:11.27	1:11.20
11	1:11.50	1:11.79	1:11.54	1:11.45						

124	Tom DARK									
Lap	1	2	3	4	5	6	7	8	9	10
1	1:16.89	1:10.70	1:09.59	1:09.24	1:09.63	1:09.51	1:09.09	1:09.24	1:09.49	1:12.00
11	1:21.29	1:55.92								

232	Guy PLANTE									
Lap	1	2	3	4	5	6	7	8	9	10
1	1:20.42	1:13.86	1:13.65	1:13.06	1:13.13	1:12.23	1:12.59	1:12.68	1:13.39	1:13.15
11	1:23.43	1:14.98	1:14.38							

255	Marc VALVEKENS									
Lap	1	2	3	4	5	6	7	8	9	10
1	1:14.95	1:10.63	1:10.87	1:09.18	1:09.71	1:09.60	1:09.26	1:09.24	1:08.91	1:09.18
11	1:09.01	1:09.81	1:09.69	1:09.06						

Lap Chart

PRE-1961 FRONT ENGINED RACING CARS - RACE 18

Lap 1		Lap 2		Lap 3		Lap 4		Lap 5		Lap 6		Lap 7		Lap 8		Lap 9		Lap 10	
No	Time	No	Time	No	Time	No	Time	No	Time	No	Time	No	Time	No	Time	No	Time	No	Time
4	1:10.27	4	2:17.04	4	3:23.39	4	4:29.41	4	5:35.14	4	6:41.33	4	7:48.00	4	8:54.16	4	10:00.11	4	11:05.96
29	1:13.65	29	2:23.46	29	3:34.25	29	4:44.05	29	5:53.65	29	7:02.93	6	7:56.30 *1	6	9:14.65 *1	29	10:31.34	29	11:40.06
255	1:14.95	255	2:25.58	255	3:36.45	255	4:45.63	255	5:55.34	255	7:04.94	29	8:12.43	29	9:22.12	255	10:32.35	255	11:41.53
19	1:16.05	124	2:27.59	124	3:37.18	124	4:46.42	124	5:56.05	124	7:05.56	255	8:14.20	255	9:23.44	6	10:32.57 *1	124	11:45.38
90	1:16.49	19	2:28.52	90	3:40.72	90	4:51.51	90	6:02.53	90	7:13.30	124	8:14.65	124	9:23.89	124	10:33.38	6	11:50.90 *1
124	1:16.89	90	2:29.73	19	3:41.29	19	4:53.27	19	6:05.18	19	7:16.88	90	8:23.75	90	9:34.50	90	10:45.77	90	11:56.97
36	1:18.33	36	2:32.06	33	3:45.22	33	4:57.70	33	6:10.02	33	7:22.14	19	8:27.93	19	9:39.51	19	10:51.49	19	12:02.92
33	1:18.65	33	2:32.15	36	3:45.73	36	4:58.91	36	6:11.61	36	7:24.90	33	8:35.36	33	9:47.71	33	11:00.14	33	12:12.47
232	1:20.42	232	2:34.28	232	3:47.93	232	5:00.99	232	6:14.12	232	7:26.35	36	8:38.17	36	9:50.90	36	11:03.57		
6	1:22.54	6	2:40.11	6	3:58.46	6	5:16.84	6	6:36.10			232	8:38.94	232	9:51.62	232	11:05.01		

Lap Chart

PRE-1961 FRONT ENGINED RACING CARS - RACE 18

Lap 11		Lap 12		Lap 13		Lap 14		Lap 15		Lap 16		Lap 17		Lap 18		Lap 19		Lap 20	
No	Time	No	Time	No	Time	No	Time	No	Time	No	Time	No	Time	No	Time	No	Time	No	Time
4	12:13.34	4	13:19.93	4	14:28.63	4	15:36.23												
36	12:16.75 *1	33	13:26.13 *1	33	14:39.59 *1	19	15:39.68 *1												
232	12:18.16 *1	36	13:29.62 *1	36	14:42.90 *1	6	15:46.52 *2												
29	12:48.35	232	13:41.59 *1	232	14:56.57 *1	33	15:52.13 *1												
255	12:50.54	29	13:56.99	124	15:02.59 *1	36	15:55.36 *1												
124	13:06.67	255	14:00.35	29	15:06.31	232	16:10.95 *1												
90	13:08.47	90	14:20.26	255	15:10.04	29	16:15.76												
6	13:09.36 *1	19	14:27.26	90	15:31.80	255	16:19.10												
19	13:14.58	6	14:28.03 *1			90	16:43.25												



The Vintage Sports-Car Club

RACE 19 – HANDICAP RACE FOR PRE-WAR SPORTS CARS (VSCC SET 3 & 4)

RESULT

Pl	No	Cl	Name	Car	Lap	Time	Behind	MPH	Best Lap on	MPH
1	119		Richard HUDSON	Bentley 3/4½ Litre	5	8:01.96		66.75	1:26.70	4 68.06
2	108		Jo BLAKENEY-EDWARDS	Frazer Nash Shelsley	5	8:14.18	12.22	69.55	1:23.18	4 70.94
3	74		Justin HART	Riley Big Four Special	5	8:14.33	12.37	69.53	1:22.40	5 71.61
4	208		Tom WATERFIELD	Austin 7 Special	5	8:18.62	16.66	60.38	1:32.98	5 63.46
5	135		David OZANNE	Aston Martin Speed Ulster	5	8:19.36	17.40	65.65	1:27.76	5 67.23
6	121		Richard LAKE	Aston Martin 15/98 Speed	5	8:21.94	19.98	66.76	1:26.42	4 68.28
7	63		Richard ILIFFE	Riley Kestrel 12/4 Special	5	8:24.32	22.36	67.93	1:24.78	2 69.60
8	68		Mark BRETT	Ballamy-Ford (LMB) V8	5	8:24.54	22.58	67.89	1:24.88	2 69.51
9	161		Alex PILKINGTON	Alfa Romeo 6C 1750	5	8:27.48	25.52	59.30	1:37.64	2 60.43
10	130		Christopher SCOTT MACKIRDY	Aston Martin Le Mans	5	8:29.83	27.87	64.16	1:29.64	3 65.82
11	134		Keith PIPER	Aston Martin International	5	8:32.87	30.91	62.39	1:32.57	4 63.74
12	207		Tim PARKER	Lagonda 2 Litre SML	5	8:36.38	34.42	57.13	1:41.24	5 58.28
13	148		David SAXL	Riley 12/4 Special	5	8:37.47	35.51	61.79	1:33.37	5 63.19
14	118		Trevor SWETE	Invicta S Type	5	8:39.88	37.92	64.15	1:29.43	5 65.98
15	205		Nigel WILLS	Talbot 90	5	8:48.29	46.33	49.35	1:56.53	2 50.63

AWARDS

Race Winner

119	Richard HUDSON	Bentley 3/4½ Litre
2 nd	108 Jo BLAKENEY-EDWARDS	Frazer Nash Shelsley
3 rd	74 Justin HART	Riley Big Four Special
4 th	208 Tom WATERFIELD	Austin 7 Special

HANDICAP RACE FOR PRE-WAR SPORTS CARS (VSCC SET 3 & 4)

LAP TIMES - RACE 19

63	Richard ILIFFE									
Lap	1	2	3	4	5	6	7	8	9	10
1	2:40.65	1:24.78	1:25.67	1:26.71	1:26.51					
68	Mark BRETT									
Lap	1	2	3	4	5	6	7	8	9	10
1	2:39.84	1:24.88	1:25.88	1:26.90	1:27.04					
74	Justin HART									
Lap	1	2	3	4	5	6	7	8	9	10
1	2:38.40	1:24.25	1:25.34	1:23.94	1:22.40					
108	Jo BLAKENEY-EDWARDS									
Lap	1	2	3	4	5	6	7	8	9	10
1	2:40.27	1:23.42	1:24.10	1:23.18	1:23.21					
118	Trevor SWETE									
Lap	1	2	3	4	5	6	7	8	9	10
1	2:37.52	1:31.30	1:31.78	1:29.85	1:29.43					
119	Richard HUDSON									
Lap	1	2	3	4	5	6	7	8	9	10
1	2:11.93	1:27.75	1:28.28	1:26.70	1:27.30					
121	Richard LAKE									
Lap	1	2	3	4	5	6	7	8	9	10
1	2:34.29	1:27.78	1:27.02	1:26.42	1:26.43					
130	Christopher SCOTT MACKIRDY									
Lap	1	2	3	4	5	6	7	8	9	10
1	2:27.78	1:30.38	1:29.64	1:31.67	1:30.36					
134	Keith PIPER									
Lap	1	2	3	4	5	6	7	8	9	10
1	2:19.00	1:33.61	1:33.86	1:32.57	1:33.83					
135	David OZANNE									
Lap	1	2	3	4	5	6	7	8	9	10
1	2:23.78	1:29.06	1:29.59	1:29.17	1:27.76					
148	David SAXL									
Lap	1	2	3	4	5	6	7	8	9	10
1	2:19.44	1:35.13	1:34.56	1:34.97	1:33.37					
161	Alex PILKINGTON									
Lap	1	2	3	4	5	6	7	8	9	10
1	1:53.12	1:37.64	1:38.71	1:38.76	1:39.25					
205	Nigel WILLIS									
Lap	1	2	3	4	5	6	7	8	9	10
1		2:57.70	1:56.53	1:57.38	1:56.68					

207 Tim PARKER

Lap	1	2	3	4	5	6	7	8	9	10
1	1:49.11	1:42.48	1:42.03	1:41.52	1:41.24					

208 Tom WATERFIELD

Lap	1	2	3	4	5	6	7	8	9	10
1	1:54.04	1:38.54	1:37.54	1:35.52	1:32.98					

Lap Chart

HANDICAP RACE FOR PRE-WAR SPORTS CARS (VSCC SET 3 & 4) - RACE 19

Lap 1		Lap 2		Lap 3		Lap 4		Lap 5		Lap 6		Lap 7		Lap 8		Lap 9		Lap 10	
No	Time	No	Time	No	Time	No	Time	No	Time	No	Time	No	Time	No	Time	No	Time	No	Time
207	1:49.11	205	2:57.70	205	4:54.23	119	6:34.66	119	8:01.96										
161	1:53.12	161	3:30.76	119	5:07.96	208	6:45.64	108	8:14.18										
208	1:54.04	207	3:31.59	161	5:09.47	161	6:48.23	74	8:14.33										
119	2:11.93	208	3:32.58	208	5:10.12	108	6:50.97	208	8:18.62										
134	2:19.00	119	3:39.68	207	5:13.62	135	6:51.60	135	8:19.36										
148	2:19.44	134	3:52.61	135	5:22.43	205	6:51.61	121	8:21.94										
135	2:23.78	135	3:52.84	134	5:26.47	74	6:51.93	63	8:24.32										
130	2:27.78	148	3:54.57	108	5:27.79	207	6:55.14	68	8:24.54										
121	2:34.29	130	3:58.16	130	5:27.80	121	6:55.51	161	8:27.48										
118	2:37.52	121	4:02.07	74	5:27.99	68	6:57.50	130	8:29.83										
74	2:38.40	74	4:02.65	121	5:29.09	63	6:57.81	134	8:32.87										
68	2:39.84	108	4:03.69	148	5:29.13	134	6:59.04	207	8:36.38										
108	2:40.27	68	4:04.72	68	5:30.60	130	6:59.47	148	8:37.47										
63	2:40.65	63	4:05.43	63	5:31.10	148	7:04.10	118	8:39.88										
		118	4:08.82	118	5:40.60	118	7:10.45	205	8:48.29										



The Vintage Sports-Car Club

RACE 20 – F3 (500) RACING CARS

RESULT

Pl	No	Cl	Name	Car	Lap	Time	Behind	MPH	Best Lap on	MPH
1	90	P3	Ian PHILLIPS	Cooper Mk 10	4	5:30.07		71.50	1:20.19	3 73.58
2	8	P3	Roy HUNT	Martin	4	5:30.25	0.18	71.47	1:20.08	2 73.68
3	6	P3	Darrell WOODS	Cooper Mk 12	4	5:30.51	0.44	71.41	1:19.96	2 73.79
4	16	In	Simon BROWN	Cooper Mk 4	4	5:32.04	1.97	71.08	1:21.26	2 72.61
5	25	P2	Fred WALMSLEY	Cooper Mk 7	4	5:46.86	16.79	68.04	1:23.91	3 70.32
6	7	P3	Nigel CHALLIS	Petty	4	5:47.04	16.97	68.01	1:23.72	2 70.48
7	19	P3	JB JONES	Cooper Mk 9	4	5:47.63	17.56	67.89	1:23.52	3 70.65
8	15	P3	Stuart WRIGHT	Dastle	4	5:55.86	25.79	66.32	1:25.60	2 68.93
9	2	P2	Richard UTLEY	JBS	4	6:13.02	42.95	63.27	1:31.05	2 64.80
10	36	P2	Kerry HORAN	Trenberth	4	6:14.91	44.84	62.95	1:31.65	4 64.38

AWARDS

Race Winner & 1st Class P3

	90	P3	Ian PHILLIPS	Cooper Mk 10
2 nd	8	P3	Roy HUNT	Martin
3 rd	6	P3	Darrell WOODS	Cooper Mk 12

Other Capacity Class Winners

	25	P2	Fred WALMSLEY	Cooper Mk 7	(1 st Class P2)
	16	In	Simon BROWN	Cooper Mk 4	(1 st Invitation Class)

RACE GRID

F3 (500) RACING CARS

RACE 20

ROW 10	21 01:47.240 Maurice VAN DER BREM	93 - Rudolf ERNST
ROW 9	36 01:30.630 Kerry HORAN	2 01:35.830 Richard UTLEY
ROW 8	18 01:26.170 John CHISHOLM	11 01:28.880 Adrian VAN DER KROFT
ROW 7	25 01:25.680 Fred WALMSLEY	15 01:25.990 Stuart WRIGHT
ROW 6	19 01:23.130 JB JONES	7 01:25.150 Nigel CHALLIS
ROW 5	4 01:22.660 Nicholas POWELL	59 01:23.070 Xavier KINGSLAND
ROW 4	13 01:22.170 Charles McCABE	65 01:22.210 Richard DE LA ROCHE
ROW 3	57 01:21.790 Richard BISHOP-MILLER	86 01:21.890 John TURNER
ROW 2	90 01:19.540 Ian PHILLIPS	16 01:19.630 Simon BROWN
ROW 1	6 01:18.880 Darrell WOODS	8 01:19.300 Roy HUNT

POLE

F3 (500) RACING CARS

LAP TIMES - RACE 20

2	Richard UTLEY										
Lap	1	2	3	4	5	6	7	8	9	10	
1	1:31.26	1:31.05	1:31.26	1:33.16							
6	Darrell WOODS										
Lap	1	2	3	4	5	6	7	8	9	10	
1	1:25.51	1:19.96	1:20.35	1:20.57							
7	Nigel CHALLIS										
Lap	1	2	3	4	5	6	7	8	9	10	
1	1:29.25	1:23.72	1:23.82	1:25.05							
8	Roy HUNT										
Lap	1	2	3	4	5	6	7	8	9	10	
1	1:25.02	1:20.08	1:20.46	1:20.97							
15	Stuart WRIGHT										
Lap	1	2	3	4	5	6	7	8	9	10	
1	1:29.70	1:25.60	1:26.72	1:28.91							
16	Simon BROWN										
Lap	1	2	3	4	5	6	7	8	9	10	
1	1:24.44	1:21.26	1:21.65	1:22.65							
19	JB JONES										
Lap	1	2	3	4	5	6	7	8	9	10	
1	1:28.37	1:26.02	1:23.52	1:24.98							
25	Fred WALMSLEY										
Lap	1	2	3	4	5	6	7	8	9	10	
1	1:27.69	1:25.57	1:23.91	1:25.08							
36	Kerry HORAN										
Lap	1	2	3	4	5	6	7	8	9	10	
1	1:33.33	1:31.83	1:32.15	1:31.65							
65	Richard DE LA ROCHE										
Lap	1	2	3	4	5	6	7	8	9	10	
1	1:27.66	1:23.71	1:24.10								
90	Ian PHILLIPS										
Lap	1	2	3	4	5	6	7	8	9	10	
1	1:25.29	1:21.38	1:20.19	1:20.41							

Lap Chart

F3 (500) RACING CARS - RACE 20

Lap 1		Lap 2		Lap 3		Lap 4		Lap 5		Lap 6		Lap 7		Lap 8		Lap 9		Lap 10	
No	Time	No	Time	No	Time	No	Time	No	Time	No	Time	No	Time	No	Time	No	Time	No	Time
16	1:26.48	16	2:47.74	8	4:09.28	90	5:30.07												
90	1:28.09	8	2:48.82	16	4:09.39	8	5:30.25												
8	1:28.74	90	2:49.47	90	4:09.66	6	5:30.51												
6	1:29.63	6	2:49.59	6	4:09.94	16	5:32.04												
25	1:32.30	65	2:56.89	65	4:20.99	25	5:46.86												
19	1:33.11	25	2:57.87	25	4:21.78	7	5:47.04												
65	1:33.18	7	2:58.17	7	4:21.99	19	5:47.63												
7	1:34.45	19	2:59.13	19	4:22.65	15	5:55.86												
15	1:34.63	15	3:00.23	15	4:26.95	2	6:13.02												
2	1:37.55	2	3:08.60	2	4:39.86	36	6:14.91												
36	1:39.28	36	3:11.11	36	4:43.26														



The Vintage Sports-Car Club

RACE 21 – STANDARD & MODIFIED PRE-WAR SPORTS CARS (VSCC SET 3)

RESULT

Pl	No	Cl	Name	Car	Lap	Time	Behind	MPH	Best Lap on	MPH	Handicap
1	44		Andrew MITCHELL	HRG 1½ Litre	7	9:55.46		69.36	1:22.62	7	71.42
2	69		John GUYATT	Talbot Lago T150C	7	9:58.10	2.64	69.06	1:23.48	5	70.68
3	68		Mark BRETT	Ballamy-Ford (LMB) V8	7	9:58.56	3.10	69.00	1:24.12	6	70.14
4	81		Marcus BLACK	Talbot Lago T23	7	10:03.13	7.67	68.48	1:24.68	7	69.68 10.37 *
5	103		Jane VARLEY	Aston Martin 15/98 Speed	7	10:18.92	23.46	66.73	1:26.00	6	68.61 16.92
6	121		Richard LAKE	Aston Martin 15/98 Speed	7	10:19.20	23.74	66.70	1:25.26	6	69.20 22.38
7	283		James POTTER	Riley Brooklands	7	10:21.81	26.35	66.42	1:26.10	7	68.53 19.11
8	135		David OZANNE	Aston Martin Speed Ulster	7	10:22.10	26.64	66.39	1:26.46	7	68.24 16.88
9	130		Christopher SCOTT MACKIRDY	Aston Martin Le Mans	7	10:33.74	38.28	65.17	1:28.86	6	66.40 11.72
10	134		Keith PIPER	Aston Martin International	7	11:01.64	1:06.18	62.42	1:32.48	6	63.80 14.28
11	187		Richard BRADFORD	Riley Brooklands	6	9:56.12	1 Lap	59.39	1:37.48	5	60.53 11.24
12	161		Alex PILKINGTON	Alfa Romeo 6C 1750	6	10:12.17	1 Lap	57.83	1:40.25	2	58.86 10.67
13	168		David FURNELL	Riley Brooklands	6	10:33.91	1 Lap	55.85	1:43.59	2	56.96 12.37

AWARDS

Race Winner & 1st Un-supercharged Car 1101-1500cc

44	Andrew MITCHELL	HRG 1½ Litre	
2 nd	69 John GUYATT	Talbot Lago T150C	(& 1 st Un-supercharged Car over 3000cc)
3 rd	68 Mark BRETT	Ballamy-Ford (LMB) V8	(& 1 st VSCC Standard Car)

Other Capacity Class Winners


283	James POTTER	Riley Brooklands	(1 st Un-supercharged Car up to 1100cc & 3 rd VSCC Standard Car)
103	Jane VARLEY	Aston Martin 15/98 Speed	(1 st Un-supercharged Car 1501-2000cc & 2 nd VSCC Standard Car)

First on Handicap


81	Marcus BLACK	Talbot Lago T23
----	--------------	-----------------

PART OF THE 'ODM' SERIES OF RACES






RACE GRID



STANDARD & MODIFIED PRE-WAR SPORTS CARS (VSCC SET 3)

RACE 21

ROW 10			
ROW 9	184 01:49.140 Andrew BAKER		
ROW 8		161 01:39.240 Alex PILKINGTON	168 01:44.530 David FURNELL
ROW 7	134 01:32.870 Keith PIPER		187 01:37.660 Richard BRADFORD
ROW 6		130 01:30.490 Christopher SCOTT MAC	147 01:32.280 David LAMB
ROW 5	135 01:29.490 David OZANNE		107 01:29.940 Barry FOSTER
ROW 4		283 01:28.060 James POTTER	118 01:28.190 Trevor SWETE
ROW 3	121 01:27.560 Richard LAKE		103 01:27.830 Jane VARLEY
ROW 2		69 01:25.360 John GUYATT	81 01:27.090 Marcus BLACK
ROW 1	44 01:22.980 Andrew MITCHELL		68 01:24.080 Mark BRETT
POLE			
			

STANDARD & MODIFIED PRE-WAR SPORTS CARS (VSCC SET 3)

LAP TIMES - RACE 21

44	Andrew MITCHELL									
Lap	1	2	3	4	5	6	7	8	9	10
1	1:28.88	1:23.97	1:25.60	1:23.68	1:25.08	1:25.63	1:22.62			
68	Mark BRETT									
Lap	1	2	3	4	5	6	7	8	9	10
1	1:27.97	1:24.55	1:25.59	1:26.11	1:25.33	1:24.12	1:24.89			
69	John GUYATT									
Lap	1	2	3	4	5	6	7	8	9	10
1	1:28.35	1:24.79	1:26.20	1:25.13	1:23.48	1:25.10	1:25.05			
81	Marcus BLACK									
Lap	1	2	3	4	5	6	7	8	9	10
1	1:30.69	1:25.87	1:26.53	1:25.12	1:25.02	1:25.22	1:24.68			
103	Jane VARLEY									
Lap	1	2	3	4	5	6	7	8	9	10
1	1:32.90	1:29.36	1:28.61	1:28.89	1:27.05	1:26.00	1:26.11			
121	Richard LAKE									
Lap	1	2	3	4	5	6	7	8	9	10
1	1:33.49	1:29.06	1:29.41	1:29.48	1:26.82	1:25.26	1:25.68			
130	Christopher SCOTT MACKIRDY									
Lap	1	2	3	4	5	6	7	8	9	10
1	1:37.54	1:29.80	1:29.18	1:29.11	1:29.22	1:28.86	1:30.03			
134	Keith PIPER									
Lap	1	2	3	4	5	6	7	8	9	10
1	1:41.63	1:32.81	1:34.03	1:33.06	1:33.17	1:32.48	1:34.46			
135	David OZANNE									
Lap	1	2	3	4	5	6	7	8	9	10
1	1:35.73	1:27.72	1:28.67	1:28.94	1:27.84	1:26.74	1:26.46			
161	Alex PILKINGTON									
Lap	1	2	3	4	5	6	7	8	9	10
1	1:48.14	1:40.25	1:40.51	1:40.43	1:41.07	1:41.77				
168	David FURNELL									
Lap	1	2	3	4	5	6	7	8	9	10
1	1:51.21	1:43.59	1:45.18	1:43.92	1:44.57	1:45.44				
187	Richard BRADFORD									
Lap	1	2	3	4	5	6	7	8	9	10
1	1:46.81	1:38.08	1:38.14	1:37.56	1:37.48	1:38.05				
202	Simon BLAKENEY-EDWARDS									
Lap	1	2	3	4	5	6	7	8	9	10
1	1:34.86	1:31.43	1:30.91	1:46.76						

283 James POTTER

Lap	1	2	3	4	5	6	7	8	9	10
1	1:35.47	1:29.45	1:26.91	1:29.20	1:27.43	1:27.25	1:26.10			

Lap Chart

STANDARD & MODIFIED PRE-WAR SPORTS CARS (VSCC SET 3) - RACE 21

Lap 1		Lap 2		Lap 3		Lap 4		Lap 5		Lap 6		Lap 7		Lap 8		Lap 9		Lap 10	
No	Time	No	Time	No	Time	No	Time	No	Time	No	Time	No	Time	No	Time	No	Time	No	Time
68	1:27.97	68	2:52.52	68	4:18.11	44	5:42.13	44	7:07.21	44	8:32.84	44	9:55.46						
69	1:28.35	44	2:52.85	44	4:18.45	68	5:44.22	69	7:07.95	69	8:33.05	187	9:56.12 *1						
44	1:28.88	69	2:53.14	69	4:19.34	69	5:44.47	68	7:09.55	68	8:33.67	69	9:58.10						
81	1:30.69	81	2:56.56	81	4:23.09	81	5:48.21	81	7:13.23	81	8:38.45	68	9:58.56						
103	1:32.90	103	3:02.26	103	4:30.87	103	5:59.76	103	7:26.81	168	8:48.47 *1	81	10:03.13						
121	1:33.49	121	3:02.55	283	4:31.83	283	6:01.03	121	7:28.26	103	8:52.81	161	10:12.17 *1						
202	1:34.86	135	3:03.45	121	4:31.96	135	6:01.06	283	7:28.46	121	8:53.52	103	10:18.92						
283	1:35.47	283	3:04.92	135	4:32.12	121	6:01.44	135	7:28.90	135	8:55.64	121	10:19.20						
135	1:35.73	202	3:06.29	130	4:36.52	130	6:05.63	130	7:34.85	283	8:55.71	283	10:21.81						
130	1:37.54	130	3:07.34	202	4:37.20	134	6:21.53	134	7:54.70	130	9:03.71	135	10:22.10						
134	1:41.63	134	3:14.44	134	4:48.47	202	6:23.96	187	8:18.07	134	9:27.18	130	10:33.74						
187	1:46.81	187	3:24.89	187	5:03.03	187	6:40.59	161	8:30.40			168	10:33.91 *1						
161	1:48.14	161	3:28.39	161	5:08.90	161	6:49.33					134	11:01.64						
168	1:51.21	168	3:34.80	168	5:19.98	168	7:03.90												