



Bonhams



ST. JAMES'S PLACE  
WEALTH MANAGEMENT

**HAGERTY.**  
CLASSIC CAR INSURANCE

THE VINTAGE SPORTS-CAR CLUB

## THE SEAMAN MEMORIAL TROPHIES RACE MEETING

SNETTERTON

SUNDAY 27 SEPTEMBER 2015

# RESULTS



RESULTS BY

**hs sports**

HS Sports Ltd Kinetic House,  
Varey Road, Congleton,  
Cheshire CW121UW  
Tel. +44 (0)1260 275708  
Fax +44 (0)1260 295625  
[www.hssports.co.uk](http://www.hssports.co.uk)



# The Vintage Sports-Car Club

## TIMED PRACTICE

### PROVISIONAL RESULT - SESSION 1

PI	No	CI Name	Car	Laps	Time on Lap	Behind	MPH	
1	34	Andrew MITCHELL	HRG 1 1/2 Litre	7	1:44.01	7	68.68	
2	50	Jo BLAKENEY-EDWARDS	Frazer Nash Super Sports	3	1:45.99	3	01.98	67.40
3	55	Niklas HALUSA	Alfa Romeo 8C	7	1:46.03	7	02.02	67.37
4	47	John GUYATT	Talbot Lago T150C	6	1:47.10	5	03.09	66.70
5	46	Mark BRETT	Ballamy-Ford (LMB) V8 Sp	7	1:47.14	4	03.13	66.67
6	87	Mark GROVES	Frazer Nash TT Rep Emer	7	1:49.75	7	05.74	65.09
7	45	James POTTER	Riley Brooklands	5	1:51.21	5	07.20	64.23
8	85	Ian STANDING	Riley Brooklands	7	1:51.73	7	07.72	63.94
9	190	David JOHNSON	Frazer Nash Colmore	7	1:52.24	5	08.23	63.64
10	60	Fred BOOTHBY	MG J2	7	1:53.40	3	09.39	62.99
11	63	Andy NEWBOUND	Frazer Nash Ulster 100	7	1:56.37	7	12.36	61.39
12	64	Duncan POTTER	MG Montlhery Midget	6	1:57.26	6	13.25	60.92
13	65	John POLSON	Talbot AV 105	7	1:57.28	7	13.27	60.91
14	40	Simon KING	Morgan 4/4 Le Mans	7	1:59.75	6	15.74	59.65
15	61	Clive TEMPLE	Riley Brooklands	7	1:59.92	5	15.91	59.57
16	75	John REEVE	Riley Brooklands	6	2:02.60	3	18.59	58.27
17	62	Anthony FENWICK-WILSON	Railton LS Tourer	1	2:03.35	1	19.34	57.91
18	69	David LAMB	Riley Brooklands	6	2:07.21	4	23.20	56.16
19	80	Anne BOURSOT	MG PA 2Str	6	2:09.41	5	25.40	55.20
20	68	Cyril HANCOCK	Fiat New Balilla	6	2:09.65	5	25.64	55.10
21	37	Leigh SEBBA	Morgan 4-4 LM	6	2:10.45	5	26.44	54.76
22	72	Chris CADMAN	MG Montlhery Midget	6	2:12.27	3	28.26	54.01
23	81	Sarah FOSTER	MG TB	5	2:26.91	2	42.90	48.62
24	79	Michael ROGERS	Vauxhall 30-98	5	2:30.99	4	46.98	47.31

Car Nos. 92 & 95 did not complete one timed lap

Start Time : 09:32

Snetterton

27 Sep 15 09:52

Clerk of Course:

Time Issued:

Chief Timekeeper:

THESE RESULTS ARE PROVISIONAL UNTIL THE CONCLUSION OF ANY JUDICIAL AND TECHNICAL MATTERS

HS Sports Timing and Results Systems - Results and Lap Times at [www.hssports.co.uk](http://www.hssports.co.uk)

# TIMED PRACTICE

## LAP TIMES - SESSION 1

<b>34</b>	<b>Andrew MITCHELL</b>									
<b>Lap</b>	<b>1</b>	<b>2</b>	<b>3</b>	<b>4</b>	<b>5</b>	<b>6</b>	<b>7</b>	<b>8</b>	<b>9</b>	<b>10</b>
1	1:48.72	1:48.60	1:47.54	1:45.37	1:46.84	1:44.54	1:44.01			
<b>37</b>	<b>Leigh SEBBA</b>									
<b>Lap</b>	<b>1</b>	<b>2</b>	<b>3</b>	<b>4</b>	<b>5</b>	<b>6</b>	<b>7</b>	<b>8</b>	<b>9</b>	<b>10</b>
1	2:33.01	2:27.68	2:21.05	2:16.28	2:10.45	2:14.44				
<b>40</b>	<b>Simon KING</b>									
<b>Lap</b>	<b>1</b>	<b>2</b>	<b>3</b>	<b>4</b>	<b>5</b>	<b>6</b>	<b>7</b>	<b>8</b>	<b>9</b>	<b>10</b>
1	2:03.31	2:03.11	2:02.47	2:01.81	2:02.02	1:59.75	1:59.93			
<b>45</b>	<b>James POTTER</b>									
<b>Lap</b>	<b>1</b>	<b>2</b>	<b>3</b>	<b>4</b>	<b>5</b>	<b>6</b>	<b>7</b>	<b>8</b>	<b>9</b>	<b>10</b>
1	2:01.16	1:59.67	1:51.42	1:53.74	1:51.21					
<b>46</b>	<b>Mark BRETT</b>									
<b>Lap</b>	<b>1</b>	<b>2</b>	<b>3</b>	<b>4</b>	<b>5</b>	<b>6</b>	<b>7</b>	<b>8</b>	<b>9</b>	<b>10</b>
1	1:57.79	1:52.76	1:48.71	1:47.14	1:53.75	1:52.44	1:49.64			
<b>47</b>	<b>John GUYATT</b>									
<b>Lap</b>	<b>1</b>	<b>2</b>	<b>3</b>	<b>4</b>	<b>5</b>	<b>6</b>	<b>7</b>	<b>8</b>	<b>9</b>	<b>10</b>
1	1:50.85	1:50.05	1:49.24	1:47.97	1:47.10	1:47.35				
<b>50</b>	<b>Jo BLAKENEY-EDWARDS</b>									
<b>Lap</b>	<b>1</b>	<b>2</b>	<b>3</b>	<b>4</b>	<b>5</b>	<b>6</b>	<b>7</b>	<b>8</b>	<b>9</b>	<b>10</b>
1	1:52.89	1:47.40	1:45.99							
<b>55</b>	<b>Niklas HALUSA</b>									
<b>Lap</b>	<b>1</b>	<b>2</b>	<b>3</b>	<b>4</b>	<b>5</b>	<b>6</b>	<b>7</b>	<b>8</b>	<b>9</b>	<b>10</b>
1	1:59.21	1:48.80	1:53.25	1:47.49	1:47.60	1:47.12	1:46.03			
<b>60</b>	<b>Fred BOOTHBY</b>									
<b>Lap</b>	<b>1</b>	<b>2</b>	<b>3</b>	<b>4</b>	<b>5</b>	<b>6</b>	<b>7</b>	<b>8</b>	<b>9</b>	<b>10</b>
1	1:58.25	1:56.79	1:53.40	1:54.77	1:58.37	1:55.42	1:53.62			
<b>61</b>	<b>Clive TEMPLE</b>									
<b>Lap</b>	<b>1</b>	<b>2</b>	<b>3</b>	<b>4</b>	<b>5</b>	<b>6</b>	<b>7</b>	<b>8</b>	<b>9</b>	<b>10</b>
1	2:05.77	2:02.84	2:03.01	2:01.40	1:59.92	2:00.06	2:00.67			
<b>62</b>	<b>Anthony FENWICK-WILSON</b>									
<b>Lap</b>	<b>1</b>	<b>2</b>	<b>3</b>	<b>4</b>	<b>5</b>	<b>6</b>	<b>7</b>	<b>8</b>	<b>9</b>	<b>10</b>
1	2:03.35									
<b>63</b>	<b>Andy NEWBOUND</b>									
<b>Lap</b>	<b>1</b>	<b>2</b>	<b>3</b>	<b>4</b>	<b>5</b>	<b>6</b>	<b>7</b>	<b>8</b>	<b>9</b>	<b>10</b>
1	2:02.30	1:57.77	1:59.01	1:56.65	2:01.37	1:58.38	1:56.37			
<b>64</b>	<b>Duncan POTTER</b>									
<b>Lap</b>	<b>1</b>	<b>2</b>	<b>3</b>	<b>4</b>	<b>5</b>	<b>6</b>	<b>7</b>	<b>8</b>	<b>9</b>	<b>10</b>
1	2:03.58	1:58.89	2:06.07	1:59.46	1:58.88	1:57.26				

<b>65</b>	<b>John POLSON</b>									
<b>Lap</b>	<b>1</b>	<b>2</b>	<b>3</b>	<b>4</b>	<b>5</b>	<b>6</b>	<b>7</b>	<b>8</b>	<b>9</b>	<b>10</b>
1	2:01.16	2:02.80	1:58.05	2:00.52	1:58.42	1:58.76	1:57.28			
<b>68</b>	<b>Cyril HANCOCK</b>									
<b>Lap</b>	<b>1</b>	<b>2</b>	<b>3</b>	<b>4</b>	<b>5</b>	<b>6</b>	<b>7</b>	<b>8</b>	<b>9</b>	<b>10</b>
1	2:15.42	2:21.07	2:12.95	2:15.06	2:09.65	2:12.75				
<b>69</b>	<b>David LAMB</b>									
<b>Lap</b>	<b>1</b>	<b>2</b>	<b>3</b>	<b>4</b>	<b>5</b>	<b>6</b>	<b>7</b>	<b>8</b>	<b>9</b>	<b>10</b>
1	2:09.51	2:11.24	2:09.82	2:07.21	2:07.41	2:08.67				
<b>72</b>	<b>Chris CADMAN</b>									
<b>Lap</b>	<b>1</b>	<b>2</b>	<b>3</b>	<b>4</b>	<b>5</b>	<b>6</b>	<b>7</b>	<b>8</b>	<b>9</b>	<b>10</b>
1	2:13.46	2:13.45	2:12.27	2:12.89	2:14.75	2:14.78				
<b>75</b>	<b>John REEVE</b>									
<b>Lap</b>	<b>1</b>	<b>2</b>	<b>3</b>	<b>4</b>	<b>5</b>	<b>6</b>	<b>7</b>	<b>8</b>	<b>9</b>	<b>10</b>
1	2:11.77	2:07.22	2:02.60	2:04.24	2:07.76	2:12.87				
<b>79</b>	<b>Michael ROGERS</b>									
<b>Lap</b>	<b>1</b>	<b>2</b>	<b>3</b>	<b>4</b>	<b>5</b>	<b>6</b>	<b>7</b>	<b>8</b>	<b>9</b>	<b>10</b>
1	2:32.73	2:33.00	2:36.97	2:30.99	2:33.16					
<b>80</b>	<b>Anne BOURSOT</b>									
<b>Lap</b>	<b>1</b>	<b>2</b>	<b>3</b>	<b>4</b>	<b>5</b>	<b>6</b>	<b>7</b>	<b>8</b>	<b>9</b>	<b>10</b>
1	2:19.34	2:12.45	2:18.87	2:12.36	2:09.41	2:11.90				
<b>81</b>	<b>Sarah FOSTER</b>									
<b>Lap</b>	<b>1</b>	<b>2</b>	<b>3</b>	<b>4</b>	<b>5</b>	<b>6</b>	<b>7</b>	<b>8</b>	<b>9</b>	<b>10</b>
1	2:31.81	2:26.91	2:31.56	2:28.15	2:27.78					
<b>85</b>	<b>Ian STANDING</b>									
<b>Lap</b>	<b>1</b>	<b>2</b>	<b>3</b>	<b>4</b>	<b>5</b>	<b>6</b>	<b>7</b>	<b>8</b>	<b>9</b>	<b>10</b>
1	2:06.07	1:55.65	1:59.41	1:57.92	1:57.50	1:52.26	1:51.73			
<b>87</b>	<b>Mark GROVES</b>									
<b>Lap</b>	<b>1</b>	<b>2</b>	<b>3</b>	<b>4</b>	<b>5</b>	<b>6</b>	<b>7</b>	<b>8</b>	<b>9</b>	<b>10</b>
1	1:57.09	1:50.63	1:50.53	1:54.93	1:53.89	1:51.99	1:49.75			
<b>190</b>	<b>David JOHNSON</b>									
<b>Lap</b>	<b>1</b>	<b>2</b>	<b>3</b>	<b>4</b>	<b>5</b>	<b>6</b>	<b>7</b>	<b>8</b>	<b>9</b>	<b>10</b>
1	1:55.39	1:54.07	1:52.32	1:54.41	1:52.24	1:53.19	1:52.88			



# The Vintage Sports-Car Club

## TIMED PRACTICE

### PROVISIONAL RESULT - SESSION 2

PI	No	CI	Name	Car	Laps	Time on Lap	Behind	MPH
1	16		Julian GRIMWADE	Frazer Nash Single Seat	9	1:36.22	6	74.24
2	29		Dougal CAWLEY	GN/Ford Piglet	6	1:41.53	5 05.31	70.36
3	36		David PRYKE	Riley 12/4 TT Sprite Rep	9	1:42.24	8 06.02	69.87
4	26		Sue DARBYSHIRE	Morgan Super Aero	5	1:42.31	3 06.09	69.82
5	51		Bill CLEYNERT	Wolseley Hornet Special	9	1:45.50	8 09.28	67.71
6	48		Richard ILIFFE	Riley Elf	8	1:45.97	7 09.75	67.41
7	193		Harry PAINTER	MG Kayne	9	1:46.03	8 09.81	67.37
8	98		Rodney SEBER	Wolseley Hornet Special	9	1:46.15	8 09.93	67.30
9	41		Alex PEACOP	Frazer Nash AC	9	1:46.24	9 10.02	67.24
10	96		Nick HAYWARD-COOK	Riley 9 Monoposto	8	1:47.95	8 11.73	66.17
11	97		David SEBER	Wolseley Hornet Special	8	1:48.00	7 11.78	66.14
12	44		Andrew KELLOCK	Fiat AC	8	1:48.03	8 11.81	66.12
13	39		James MORLEY	Bentley 3/4 1/2 Litre	8	1:48.74	8 12.52	65.69
14	56		Malcolm UNDERWOOD	Delahaye 135	8	1:50.67	7 14.45	64.55
15	52		Tom WATERFIELD	Austin 7 Special	8	1:51.18	8 14.96	64.25
16	33		Tom MCWHIRTER	Jaguar SS 100	7	1:52.90	7 16.68	63.27
17	53		Peter BUTLER	Bentley 3/4 1/2 Litre	8	1:53.15	5 16.93	63.13
18	94		James RICKETTS	Austin 7 Monoposto	8	1:55.09	5 18.87	62.07
19	102		William COLLEDGE	Wolseley Hornet Special	7	2:04.75	6 28.53	57.26
20	104		David ASPLIN	Austin 7 Ulster Replica	5	2:05.14	4 28.92	57.08
21	20		Iain STEWART	Morgan Super Aero	4	2:09.16	1 32.94	55.31
22	86		Malcolm HILLS	Riley 9 Single Seater	7	2:10.05	6 33.83	54.93

#### Not-Seen

59 Geoff TOMS Fiat 508S

Car No. 86 - Please improve numbers

Start Time : 10:00

Snetterton

27 Sep 15 10:20

Clerk of Course:

Time Issued:

Chief Timekeeper:

THESE RESULTS ARE PROVISIONAL UNTIL THE CONCLUSION OF ANY JUDICIAL AND TECHNICAL MATTERS

HS Sports Timing and Results Systems - Results and Lap Times at [www.hssports.co.uk](http://www.hssports.co.uk)

# TIMED PRACTICE

## LAP TIMES - SESSION 2

---

**16 Julian GRIMWADE**

Lap	1	2	3	4	5	6	7	8	9	10
1	1:47.01	1:37.97	1:38.34	1:41.51	1:42.25	1:36.22	1:40.82	1:38.46	1:39.53	

---

**20 Iain STEWART**

Lap	1	2	3	4	5	6	7	8	9	10
1	2:09.16	2:16.48	2:15.29	2:20.54						

---

**26 Sue DARBYSHIRE**

Lap	1	2	3	4	5	6	7	8	9	10
1	1:55.75	1:43.24	1:42.31	1:47.57	1:43.63					

---

**29 Dougal CAWLEY**

Lap	1	2	3	4	5	6	7	8	9	10
1	1:51.46	1:45.24	1:42.91	1:42.78	1:41.53	1:41.91				

---

**33 Tom MCWHIRTER**

Lap	1	2	3	4	5	6	7	8	9	10
1	2:13.04	1:58.81	2:47.05	1:58.58	1:53.74	1:54.54	1:52.90			

---

**36 David PRYKE**

Lap	1	2	3	4	5	6	7	8	9	10
1	1:54.06	1:45.87	1:43.82	1:44.37	1:56.22	1:45.85	1:43.17	1:42.24	1:43.86	

---

**39 James MORLEY**

Lap	1	2	3	4	5	6	7	8	9	10
1	2:01.22	1:58.95	1:54.54	1:53.14	1:50.93	1:50.51	1:49.85	1:48.74		

---

**41 Alex PEACOP**

Lap	1	2	3	4	5	6	7	8	9	10
1	2:08.13	1:54.68	1:51.75	1:48.84	1:47.54	1:48.59	1:47.61	1:47.37	1:46.24	

---

**44 Andrew KELLOCK**

Lap	1	2	3	4	5	6	7	8	9	10
1	2:04.14	1:52.01	1:50.00	1:53.10	1:49.94	1:50.96	1:50.25	1:48.03		

---

**48 Richard ILIFFE**

Lap	1	2	3	4	5	6	7	8	9	10
1	2:09.68	1:51.54	1:50.23	1:48.54	1:49.09	1:47.95	1:45.97	1:46.36		

---

**51 Bill CLEYNDERT**

Lap	1	2	3	4	5	6	7	8	9	10
1	1:57.54	1:49.50	1:47.40	1:46.64	1:47.10	1:48.66	1:46.61	1:45.50	1:46.61	

---

**52 Tom WATERFIELD**

Lap	1	2	3	4	5	6	7	8	9	10
1	2:09.29	1:57.52	1:54.63	1:54.92	1:53.62	1:51.34	1:53.60	1:51.18		

---

**53 Peter BUTLER**

Lap	1	2	3	4	5	6	7	8	9	10
1	2:13.26	2:05.14	1:54.32	1:55.67	1:53.15	1:55.29	1:53.72	1:54.79		

<b>56</b>	<b>Malcolm UNDERWOOD</b>									
<b>Lap</b>	<b>1</b>	<b>2</b>	<b>3</b>	<b>4</b>	<b>5</b>	<b>6</b>	<b>7</b>	<b>8</b>	<b>9</b>	<b>10</b>
1	2:17.17	1:59.64	1:59.20	1:55.75	1:52.29	1:52.87	1:50.67	1:51.02		
<b>86</b>	<b>Malcolm HILLS</b>									
<b>Lap</b>	<b>1</b>	<b>2</b>	<b>3</b>	<b>4</b>	<b>5</b>	<b>6</b>	<b>7</b>	<b>8</b>	<b>9</b>	<b>10</b>
1	2:27.88	2:21.84	2:15.28	2:15.32	2:11.73	2:10.05	2:11.88			
<b>94</b>	<b>James RICKETTS</b>									
<b>Lap</b>	<b>1</b>	<b>2</b>	<b>3</b>	<b>4</b>	<b>5</b>	<b>6</b>	<b>7</b>	<b>8</b>	<b>9</b>	<b>10</b>
1	2:01.22	1:56.66	2:05.14	2:01.88	1:55.09	1:57.25	2:03.78	1:56.77		
<b>96</b>	<b>Nick HAYWARD-COOK</b>									
<b>Lap</b>	<b>1</b>	<b>2</b>	<b>3</b>	<b>4</b>	<b>5</b>	<b>6</b>	<b>7</b>	<b>8</b>	<b>9</b>	<b>10</b>
1	2:13.13	1:59.61	1:56.85	1:56.53	1:50.18	1:52.85	1:49.45	1:47.95		
<b>97</b>	<b>David SEBER</b>									
<b>Lap</b>	<b>1</b>	<b>2</b>	<b>3</b>	<b>4</b>	<b>5</b>	<b>6</b>	<b>7</b>	<b>8</b>	<b>9</b>	<b>10</b>
1	1:58.70	1:52.81	1:48.14	1:49.64	1:49.06	1:48.34	1:48.00	1:49.52		
<b>98</b>	<b>Rodney SEBER</b>									
<b>Lap</b>	<b>1</b>	<b>2</b>	<b>3</b>	<b>4</b>	<b>5</b>	<b>6</b>	<b>7</b>	<b>8</b>	<b>9</b>	<b>10</b>
1	1:57.67	1:46.94	1:46.84	1:47.30	1:49.22	1:48.89	1:48.17	1:46.15	1:47.67	
<b>102</b>	<b>William COLLEDGE</b>									
<b>Lap</b>	<b>1</b>	<b>2</b>	<b>3</b>	<b>4</b>	<b>5</b>	<b>6</b>	<b>7</b>	<b>8</b>	<b>9</b>	<b>10</b>
1	2:21.24	2:14.28	2:10.72	2:06.85	2:06.73	2:04.75	2:05.91			
<b>104</b>	<b>David ASPLIN</b>									
<b>Lap</b>	<b>1</b>	<b>2</b>	<b>3</b>	<b>4</b>	<b>5</b>	<b>6</b>	<b>7</b>	<b>8</b>	<b>9</b>	<b>10</b>
1	2:13.55	2:06.41	2:06.31	2:05.14	2:06.04					
<b>193</b>	<b>Harry PAINTER</b>									
<b>Lap</b>	<b>1</b>	<b>2</b>	<b>3</b>	<b>4</b>	<b>5</b>	<b>6</b>	<b>7</b>	<b>8</b>	<b>9</b>	<b>10</b>
1	2:00.89	1:51.51	1:47.90	1:47.31	1:47.64	1:50.14	1:49.05	1:46.03	1:47.64	



# The Vintage Sports-Car Club

## TIMED PRACTICE

### PROVISIONAL RESULT - SESSION 3

PI	No	CI Name	Car	Laps	Time on Lap	Behind	MPH
1	9	Calum LOCKIE	Maserati 6Cm	10	1:28.47	4	80.74
2	5	Nicholas TOPLISS	ERA R4A	10	1:29.96	4 01.49	79.41
3	191	Paddins DOWLING	Era R10B	9	1:32.35	7 03.88	77.35
4	14	Charles KNILL-JONES	Bugatti T59	7	1:34.66	4 06.19	75.46
5	15	Julian MAJZUB	Bugatti Type 35B	6	1:38.09	6 09.62	72.83
6	32	Simon DIFFEY	Bugatti Type 51	8	1:38.16	7 09.69	72.77
7	12	Stephen SHOOSMITH	Bugatti T51	9	1:38.74	8 10.27	72.35
8	30	Tom DARK	Maserati 6CM	5	1:39.08	3 10.61	72.10
9	28	Chris HUDSON	Bugatti T35B	9	1:41.45	6 12.98	70.41
10	101	Christopher MANN	Alfa Romeo Tipo B/P3	9	1:44.27	3 15.80	68.51
11	42	Bo WILLIAMS	Bugatti Type 35B	8	1:45.92	3 17.45	67.44
12	10	Martin HALUSA	Bugatti T 35C	8	1:46.25	5 17.78	67.23
13	31	Mike PRESTON	Bugatti T35B	8	1:46.41	7 17.94	67.13
14	38	Richard LONGES	Bugatti T 35B GP	2	1:59.64	2 31.17	59.71
15	83	Charles GILLET	Bugatti Brescia	6	2:02.98	5 34.51	58.09
16	54	Barrie WILLIAMS	Bugatti T39 Gp	7	2:03.23	7 34.76	57.97
17	49	Tim METCALFE	Eccles Rapier Special	3	2:22.30	1 53.83	50.20

#### Not-Seen

100	Timothy DUTTON	
19	Duncan RICKETTS	Alta 2 Litre
57	Julia DE BALDANZA	Bugatti GP

Start Time : 10:23

Snetterton

27 Sep 15 10:41

Clerk of Course:

Time Issued:

Chief Timekeeper:

THESE RESULTS ARE PROVISIONAL UNTIL THE CONCLUSION OF ANY JUDICIAL AND TECHNICAL MATTERS

HS Sports Timing and Results Systems - Results and Lap Times at [www.hssports.co.uk](http://www.hssports.co.uk)



# TIMED PRACTICE

## LAP TIMES - SESSION 3

<b>5</b>	<b>Nicholas TOPLISS</b>									
<b>Lap</b>	<b>1</b>	<b>2</b>	<b>3</b>	<b>4</b>	<b>5</b>	<b>6</b>	<b>7</b>	<b>8</b>	<b>9</b>	<b>10</b>
1	1:40.86	1:31.36	1:31.69	1:29.96	1:31.05	1:32.20	1:31.25	1:33.27	1:33.14	1:34.36
<b>9</b>	<b>Calum LOCKIE</b>									
<b>Lap</b>	<b>1</b>	<b>2</b>	<b>3</b>	<b>4</b>	<b>5</b>	<b>6</b>	<b>7</b>	<b>8</b>	<b>9</b>	<b>10</b>
1	1:37.65	1:28.58	1:34.94	1:28.47	1:34.99	1:32.26	1:35.32	1:29.14	1:31.04	1:34.02
<b>10</b>	<b>Martin HALUSA</b>									
<b>Lap</b>	<b>1</b>	<b>2</b>	<b>3</b>	<b>4</b>	<b>5</b>	<b>6</b>	<b>7</b>	<b>8</b>	<b>9</b>	<b>10</b>
1	2:02.25	2:05.32	1:50.69	1:48.94	1:46.25	1:49.57	1:48.50	1:47.39		
<b>12</b>	<b>Stephen SHOOSMITH</b>									
<b>Lap</b>	<b>1</b>	<b>2</b>	<b>3</b>	<b>4</b>	<b>5</b>	<b>6</b>	<b>7</b>	<b>8</b>	<b>9</b>	<b>10</b>
1	1:56.34	1:41.32	1:42.70	1:40.20	1:40.99	1:43.77	1:39.37	1:38.74	1:39.49	
<b>14</b>	<b>Charles KNILL-JONES</b>									
<b>Lap</b>	<b>1</b>	<b>2</b>	<b>3</b>	<b>4</b>	<b>5</b>	<b>6</b>	<b>7</b>	<b>8</b>	<b>9</b>	<b>10</b>
1	1:46.51	1:37.19	1:38.25	1:34.66	1:35.60	1:35.45	1:34.67			
<b>15</b>	<b>Julian MAJZUB</b>									
<b>Lap</b>	<b>1</b>	<b>2</b>	<b>3</b>	<b>4</b>	<b>5</b>	<b>6</b>	<b>7</b>	<b>8</b>	<b>9</b>	<b>10</b>
1	1:48.68	1:38.63	1:38.17	1:38.79	1:38.36	1:38.09				
<b>28</b>	<b>Chris HUDSON</b>									
<b>Lap</b>	<b>1</b>	<b>2</b>	<b>3</b>	<b>4</b>	<b>5</b>	<b>6</b>	<b>7</b>	<b>8</b>	<b>9</b>	<b>10</b>
1	1:50.77	1:41.57	1:42.14	1:42.49	1:42.35	1:41.45	1:42.44	1:42.13	1:41.68	
<b>30</b>	<b>Tom DARK</b>									
<b>Lap</b>	<b>1</b>	<b>2</b>	<b>3</b>	<b>4</b>	<b>5</b>	<b>6</b>	<b>7</b>	<b>8</b>	<b>9</b>	<b>10</b>
1	1:54.65	1:40.85	1:39.08	1:42.39	1:48.21					
<b>31</b>	<b>Mike PRESTON</b>									
<b>Lap</b>	<b>1</b>	<b>2</b>	<b>3</b>	<b>4</b>	<b>5</b>	<b>6</b>	<b>7</b>	<b>8</b>	<b>9</b>	<b>10</b>
1	1:57.30	1:49.88	1:48.60	1:47.62	1:48.34	1:49.11	1:46.41	1:48.58		
<b>32</b>	<b>Simon DIFFEY</b>									
<b>Lap</b>	<b>1</b>	<b>2</b>	<b>3</b>	<b>4</b>	<b>5</b>	<b>6</b>	<b>7</b>	<b>8</b>	<b>9</b>	<b>10</b>
1	1:53.43	1:41.50	1:38.92	1:39.36	1:38.28	1:39.27	1:38.16	1:40.50		
<b>38</b>	<b>Richard LONGES</b>									
<b>Lap</b>	<b>1</b>	<b>2</b>	<b>3</b>	<b>4</b>	<b>5</b>	<b>6</b>	<b>7</b>	<b>8</b>	<b>9</b>	<b>10</b>
1	2:04.99	1:59.64								
<b>42</b>	<b>Bo WILLIAMS</b>									
<b>Lap</b>	<b>1</b>	<b>2</b>	<b>3</b>	<b>4</b>	<b>5</b>	<b>6</b>	<b>7</b>	<b>8</b>	<b>9</b>	<b>10</b>
1	1:55.80	1:47.89	1:45.92	1:52.62	1:49.11	2:38.09	1:50.98	1:51.82		
<b>49</b>	<b>Tim METCALFE</b>									
<b>Lap</b>	<b>1</b>	<b>2</b>	<b>3</b>	<b>4</b>	<b>5</b>	<b>6</b>	<b>7</b>	<b>8</b>	<b>9</b>	<b>10</b>
1	2:22.30	4:32.59	2:29.11							

---

**54 Barrie WILLIAMS**

Lap	1	2	3	4	5	6	7	8	9	10
1	2:23.77	2:19.60	2:10.30	2:09.40	2:04.50	2:04.14	2:03.23			

---

**83 Charles GILLETT**

Lap	1	2	3	4	5	6	7	8	9	10
1	2:08.00	2:07.05	2:05.77	2:03.88	2:02.98	2:05.14				

---

**101 Christopher MANN**

Lap	1	2	3	4	5	6	7	8	9	10
1	1:56.75	1:45.99	1:44.27	1:46.95	1:46.26	1:46.12	1:45.10	1:45.85	1:44.51	

---

**191 Paddins DOWLING**

Lap	1	2	3	4	5	6	7	8	9	10
1	2:10.65	1:48.50	1:37.81	1:38.25	1:36.61	1:35.15	1:32.35	1:34.12	1:33.58	

---



# The Vintage Sports-Car Club

## TIMED PRACTICE

### PROVISIONAL RESULT - SESSION 4

PI	No	CI	Name	Car	Laps	Time on Lap	Behind	MPH
1	1		Julian MAJZUB	Sadler Mk III	10	1:26.03	9	83.03
2	11		Darren MCWHIRTER	Tojeiro Jaguar	6	1:28.61	2 02.58	80.62
3	6		John URE	Cooper Bristol T24/25	9	1:30.75	9 04.72	78.72
4	3		Tony BIANCHI	Farrellac Allard Sports	8	1:31.13	8 05.10	78.39
5	8		Anthony DITHERIDGE	Cooper Monaco	7	1:33.12	7 07.09	76.71
6	110		Christopher MANN	Alfa Romeo Disco Volante	9	1:42.32	7 16.29	69.82
7	35		Stuart DEAN	MG Dick Jacobs Special	8	1:44.23	7 18.20	68.54
8	111		Robert COBDEN	Fairthorpe Electron	4	1:44.86	3 18.83	68.12
9	25		Nicolas ROSSI	Jaguar XK 120 C Type	7	1:47.22	7 21.19	66.62
10	88		Clive WILSON	Tojeiro Jap	8	1:58.54	8 32.51	60.26

Start Time : 10:49

Snetterton

27 Sep 15 11:07

Clerk of Course:

Time Issued:

Chief Timekeeper:

THESE RESULTS ARE PROVISIONAL UNTIL THE CONCLUSION OF ANY JUDICIAL AND TECHNICAL MATTERS

HS Sports Timing and Results Systems - Results and Lap Times at [www.hssports.co.uk](http://www.hssports.co.uk)

# TIMED PRACTICE

## LAP TIMES - SESSION 4

---

<b>1</b>	<b>Julian MAJZUB</b>									
<b>Lap</b>	<b>1</b>	<b>2</b>	<b>3</b>	<b>4</b>	<b>5</b>	<b>6</b>	<b>7</b>	<b>8</b>	<b>9</b>	<b>10</b>
1	1:38.70	1:30.03	1:27.38	1:27.53	1:27.29	1:26.90	1:26.81	1:26.53	1:26.03	1:27.33

---

<b>3</b>	<b>Tony BIANCHI</b>									
<b>Lap</b>	<b>1</b>	<b>2</b>	<b>3</b>	<b>4</b>	<b>5</b>	<b>6</b>	<b>7</b>	<b>8</b>	<b>9</b>	<b>10</b>
1	1:46.07	1:32.60	1:33.47	1:32.54	1:31.16	1:33.01	1:31.56	1:31.13		

---

<b>6</b>	<b>John URE</b>									
<b>Lap</b>	<b>1</b>	<b>2</b>	<b>3</b>	<b>4</b>	<b>5</b>	<b>6</b>	<b>7</b>	<b>8</b>	<b>9</b>	<b>10</b>
1	1:47.81	1:39.26	1:35.92	1:34.17	1:33.77	1:31.57	1:31.93	1:31.89	1:30.75	

---

<b>8</b>	<b>Anthony DITHERIDGE</b>									
<b>Lap</b>	<b>1</b>	<b>2</b>	<b>3</b>	<b>4</b>	<b>5</b>	<b>6</b>	<b>7</b>	<b>8</b>	<b>9</b>	<b>10</b>
1	1:49.64	1:37.79	1:36.73	1:34.16	1:35.43	1:33.96	1:33.12			

---

<b>11</b>	<b>Darren MCWHIRTER</b>									
<b>Lap</b>	<b>1</b>	<b>2</b>	<b>3</b>	<b>4</b>	<b>5</b>	<b>6</b>	<b>7</b>	<b>8</b>	<b>9</b>	<b>10</b>
1	1:42.61	1:28.61	1:28.74	1:37.41	7:11.51	1:32.82				

---

<b>25</b>	<b>Nicolas ROSSI</b>									
<b>Lap</b>	<b>1</b>	<b>2</b>	<b>3</b>	<b>4</b>	<b>5</b>	<b>6</b>	<b>7</b>	<b>8</b>	<b>9</b>	<b>10</b>
1	1:53.40	1:48.06	1:49.16	1:50.96	1:48.59	1:47.54	1:47.22			

---

<b>35</b>	<b>Stuart DEAN</b>									
<b>Lap</b>	<b>1</b>	<b>2</b>	<b>3</b>	<b>4</b>	<b>5</b>	<b>6</b>	<b>7</b>	<b>8</b>	<b>9</b>	<b>10</b>
1	2:13.62	1:55.44	1:47.53	1:52.50	1:47.81	1:51.65	1:44.23	1:54.63		

---

<b>88</b>	<b>Clive WILSON</b>									
<b>Lap</b>	<b>1</b>	<b>2</b>	<b>3</b>	<b>4</b>	<b>5</b>	<b>6</b>	<b>7</b>	<b>8</b>	<b>9</b>	<b>10</b>
1	2:14.35	2:00.76	2:01.98	2:03.22	2:01.68	2:02.45	1:59.41	1:58.54		

---

<b>110</b>	<b>Christopher MANN</b>									
<b>Lap</b>	<b>1</b>	<b>2</b>	<b>3</b>	<b>4</b>	<b>5</b>	<b>6</b>	<b>7</b>	<b>8</b>	<b>9</b>	<b>10</b>
1	2:01.44	1:47.68	1:44.93	1:43.48	1:43.45	1:43.40	1:42.32	1:42.74	1:42.74	

---

<b>111</b>	<b>Robert COBDEN</b>									
<b>Lap</b>	<b>1</b>	<b>2</b>	<b>3</b>	<b>4</b>	<b>5</b>	<b>6</b>	<b>7</b>	<b>8</b>	<b>9</b>	<b>10</b>
1	2:01.07	1:47.54	1:44.86	1:45.72						

---



# The Vintage Sports-Car Club

## TIMED PRACTICE

### PROVISIONAL RESULT - SESSION 5

PI	No	CI Name	Car	Laps	Time on Lap	Behind	MPH	
1	84	Patrick BLAKENEY-EDWARDS	Frazer Nash Super Sports	7	1:37.08	7	73.58	
2	196	James RICKETTS	Riley 9 Monoposto	4	1:45.80	2	08.72	67.52
3	198	Tony SEBER	Wolseley Hornet Special	3	1:47.46	3	10.38	66.48
4	93	Mike PAINTER	MG Kayne	8	1:50.59	5	13.51	64.59
5	197	John SEBER	Wolseley Hornet Special	7	1:50.99	2	13.91	64.36
6	139	Stuart MORLEY	Bentley 3/4 1/2 Litre	7	1:52.11	7	15.03	63.72
7	194	Nick HAYWARD-COOK	Austin 7 Monoposto	6	1:53.61	6	16.53	62.88
8	89	Mark ELDER	Austin Sports Special	8	1:55.56	7	18.48	61.82
9	62	Anthony FENWICK-WILSON	Railton LS Tourer	2	2:01.05	2	23.97	59.01
10	90	Dennis JOHNSON	Frazer Nash Colmore	8	2:02.10	7	25.02	58.51
11	70	Andrew CROYS DILL	Riley 12/4	6	2:02.80	5	25.72	58.17
12	71	Oliver RICHARDSON	MG C Type Montlhery	6	2:04.65	6	27.57	57.31
13	67	Niall DYER	Mors 2 Seater	6	2:05.60	5	28.52	56.87
14	22	Antony FELTHAM-WHITE	Austin 7 Racing Special	6	2:05.85	3	28.77	56.76
15	74	Ron TURNER	Wolseley Hornet Special	5	2:10.66	5	33.58	54.67
16	73	Roland WOODTLI	Riley 15/6 Special	7	2:11.12	6	34.04	54.48
17	77	Ian FYFE	Alvis 12/70 Special	7	2:13.29	4	36.21	53.59
18	76	Stephen WALLEY	Alvis Firebird	7	2:14.37	6	37.29	53.16
19	82	Tony STEPHENS	Vauxhall A/D Type	5	2:30.64	4	53.56	47.42
<b>Not-Seen</b>								
	195	Geoffrey BRADFORD	Riley Brooklands					

Start Time : 11:14

Snetterton

27 Sep 15 11:33

Clerk of Course:

Time Issued:

Chief Timekeeper:

THESE RESULTS ARE PROVISIONAL UNTIL THE CONCLUSION OF ANY JUDICIAL AND TECHNICAL MATTERS

HS Sports Timing and Results Systems - Results and Lap Times at [www.hssports.co.uk](http://www.hssports.co.uk)

# TIMED PRACTICE

## LAP TIMES - SESSION 5

<b>22</b>	<b>Antony FELTHAM-WHITE</b>									
<b>Lap</b>	<b>1</b>	<b>2</b>	<b>3</b>	<b>4</b>	<b>5</b>	<b>6</b>	<b>7</b>	<b>8</b>	<b>9</b>	<b>10</b>
1	2:22.91	2:08.22	2:05.85	2:06.12	2:06.08	2:08.21				
<b>62</b>	<b>Anthony FENWICK-WILSON</b>									
<b>Lap</b>	<b>1</b>	<b>2</b>	<b>3</b>	<b>4</b>	<b>5</b>	<b>6</b>	<b>7</b>	<b>8</b>	<b>9</b>	<b>10</b>
1	2:11.99	2:01.05								
<b>67</b>	<b>Niall DYER</b>									
<b>Lap</b>	<b>1</b>	<b>2</b>	<b>3</b>	<b>4</b>	<b>5</b>	<b>6</b>	<b>7</b>	<b>8</b>	<b>9</b>	<b>10</b>
1	2:18.94	2:09.38	2:07.10	2:08.16	2:05.60	2:10.14				
<b>70</b>	<b>Andrew CROYSDILL</b>									
<b>Lap</b>	<b>1</b>	<b>2</b>	<b>3</b>	<b>4</b>	<b>5</b>	<b>6</b>	<b>7</b>	<b>8</b>	<b>9</b>	<b>10</b>
1	2:22.72	2:09.93	2:03.88	2:04.99	2:02.80	2:02.90				
<b>71</b>	<b>Oliver RICHARDSON</b>									
<b>Lap</b>	<b>1</b>	<b>2</b>	<b>3</b>	<b>4</b>	<b>5</b>	<b>6</b>	<b>7</b>	<b>8</b>	<b>9</b>	<b>10</b>
1	2:22.41	2:11.70	2:07.73	2:10.45	2:07.30	2:04.65				
<b>73</b>	<b>Roland WOODTLI</b>									
<b>Lap</b>	<b>1</b>	<b>2</b>	<b>3</b>	<b>4</b>	<b>5</b>	<b>6</b>	<b>7</b>	<b>8</b>	<b>9</b>	<b>10</b>
1	2:24.82	2:15.66	2:15.37	2:14.93	2:14.52	2:11.12	2:14.26			
<b>74</b>	<b>Ron TURNER</b>									
<b>Lap</b>	<b>1</b>	<b>2</b>	<b>3</b>	<b>4</b>	<b>5</b>	<b>6</b>	<b>7</b>	<b>8</b>	<b>9</b>	<b>10</b>
1	2:22.09	2:10.70	2:13.17	2:12.24	2:10.66					
<b>76</b>	<b>Stephen WALLEY</b>									
<b>Lap</b>	<b>1</b>	<b>2</b>	<b>3</b>	<b>4</b>	<b>5</b>	<b>6</b>	<b>7</b>	<b>8</b>	<b>9</b>	<b>10</b>
1	2:29.69	2:21.33	2:20.01	2:16.54	2:18.41	2:14.37	2:15.26			
<b>77</b>	<b>Ian FYFE</b>									
<b>Lap</b>	<b>1</b>	<b>2</b>	<b>3</b>	<b>4</b>	<b>5</b>	<b>6</b>	<b>7</b>	<b>8</b>	<b>9</b>	<b>10</b>
1	2:30.35	2:18.95	2:14.90	2:13.29	2:18.58	2:14.27	2:13.91			
<b>82</b>	<b>Tony STEPHENS</b>									
<b>Lap</b>	<b>1</b>	<b>2</b>	<b>3</b>	<b>4</b>	<b>5</b>	<b>6</b>	<b>7</b>	<b>8</b>	<b>9</b>	<b>10</b>
1	2:42.94	2:32.40	2:30.94	2:30.64	2:31.73					
<b>84</b>	<b>Patrick BLAKENEY-EDWARDS</b>									
<b>Lap</b>	<b>1</b>	<b>2</b>	<b>3</b>	<b>4</b>	<b>5</b>	<b>6</b>	<b>7</b>	<b>8</b>	<b>9</b>	<b>10</b>
1	1:56.01	1:37.57	1:38.93	1:39.37	4:31.65	1:50.58	1:37.08			
<b>89</b>	<b>Mark ELDER</b>									
<b>Lap</b>	<b>1</b>	<b>2</b>	<b>3</b>	<b>4</b>	<b>5</b>	<b>6</b>	<b>7</b>	<b>8</b>	<b>9</b>	<b>10</b>
1	2:22.00	2:00.66	1:58.22	1:59.84	1:56.70	1:57.01	1:55.56	1:56.68		
<b>90</b>	<b>Dennis JOHNSON</b>									
<b>Lap</b>	<b>1</b>	<b>2</b>	<b>3</b>	<b>4</b>	<b>5</b>	<b>6</b>	<b>7</b>	<b>8</b>	<b>9</b>	<b>10</b>
1	2:07.01	2:02.53	2:03.32	2:03.27	2:02.37	2:03.84	2:02.10	2:04.52		

<b>93</b>	<b>Mike PAINTER</b>									
<b>Lap</b>	<b>1</b>	<b>2</b>	<b>3</b>	<b>4</b>	<b>5</b>	<b>6</b>	<b>7</b>	<b>8</b>	<b>9</b>	<b>10</b>
1	2:16.14	2:00.58	1:50.76	1:52.08	1:50.59	1:50.96	1:54.40	1:52.35		
<b>139</b>	<b>Stuart MORLEY</b>									
<b>Lap</b>	<b>1</b>	<b>2</b>	<b>3</b>	<b>4</b>	<b>5</b>	<b>6</b>	<b>7</b>	<b>8</b>	<b>9</b>	<b>10</b>
1	2:11.85	2:01.48	1:57.41	1:57.04	1:54.80	1:53.11	1:52.11			
<b>194</b>	<b>Nick HAYWARD-COOK</b>									
<b>Lap</b>	<b>1</b>	<b>2</b>	<b>3</b>	<b>4</b>	<b>5</b>	<b>6</b>	<b>7</b>	<b>8</b>	<b>9</b>	<b>10</b>
1	2:02.69	1:56.89	1:55.95	1:59.01	1:54.30	1:53.61				
<b>196</b>	<b>James RICKETTS</b>									
<b>Lap</b>	<b>1</b>	<b>2</b>	<b>3</b>	<b>4</b>	<b>5</b>	<b>6</b>	<b>7</b>	<b>8</b>	<b>9</b>	<b>10</b>
1	1:52.55	1:45.80	1:46.64	1:52.71						
<b>197</b>	<b>John SEBER</b>									
<b>Lap</b>	<b>1</b>	<b>2</b>	<b>3</b>	<b>4</b>	<b>5</b>	<b>6</b>	<b>7</b>	<b>8</b>	<b>9</b>	<b>10</b>
1	2:05.95	1:50.99	1:51.62	1:55.14	1:53.11	1:52.84	1:53.56			
<b>198</b>	<b>Tony SEBER</b>									
<b>Lap</b>	<b>1</b>	<b>2</b>	<b>3</b>	<b>4</b>	<b>5</b>	<b>6</b>	<b>7</b>	<b>8</b>	<b>9</b>	<b>10</b>
1	2:00.87	1:47.78	1:47.46							



# The Vintage Sports-Car Club

## TIMED PRACTICE

### PROVISIONAL RESULT - SESSION 6

PI	No	CI Name	Car	Laps	Time on Lap	Behind	MPH
1	2	Frederick HARPER	Kurtis Indy-Roadster	5	1:27.63	5	81.52
2	18	Anthony DITHERIDGE	Cooper T45	5	1:29.12	5 01.49	80.16
3	4	Tom DARK	Bugatti T73C	5	1:29.98	4 02.35	79.39
4	91	David MORRIS	ERA R10B	5	1:30.75	5 03.12	78.72
5	43	Clive WILSON	Cooper T43	5	1:33.44	5 05.81	76.45
6	21	Eddie GIBBS	Frazer Nash SS Racer	5	1:33.68	5 06.05	76.25
7	27	Julian WILTON	Cooper Bristol Mk li T23	5	1:37.09	5 09.46	73.58
8	17	Tim GREENHILL	Wolseley Hornet Special	5	1:37.29	5 09.66	73.42
9	103	David WENMAN	Cooper Bristol Mk I	5	1:37.51	5 09.88	73.26
10	24	Niall DYER	Maserati 250F	4	1:44.03	4 16.40	68.67
11	19	Duncan RICKETTS	Alta 2 Litre	1	1:46.63	1 19.00	66.99

Car No. 24 - Please improve numbers

Start Time : 11:37

Snetterton

27 Sep 15 12:05

Clerk of Course:

Time Issued:

Chief Timekeeper:

THESE RESULTS ARE PROVISIONAL UNTIL THE CONCLUSION OF ANY JUDICIAL AND TECHNICAL MATTERS

HS Sports Timing and Results Systems - Results and Lap Times at [www.hssports.co.uk](http://www.hssports.co.uk)



# TIMED PRACTICE

## LAP TIMES - SESSION 6

---

<b>2</b>	<b>Frederick HARPER</b>									
<b>Lap</b>	<b>1</b>	<b>2</b>	<b>3</b>	<b>4</b>	<b>5</b>	<b>6</b>	<b>7</b>	<b>8</b>	<b>9</b>	<b>10</b>
1	1:30.19	18:59.93	1:28.87	1:28.71	1:27.63					

---

<b>4</b>	<b>Tom DARK</b>									
<b>Lap</b>	<b>1</b>	<b>2</b>	<b>3</b>	<b>4</b>	<b>5</b>	<b>6</b>	<b>7</b>	<b>8</b>	<b>9</b>	<b>10</b>
1	1:41.74	1:30.10	19:11.05	1:29.98	1:29.98					

---

<b>17</b>	<b>Tim GREENHILL</b>									
<b>Lap</b>	<b>1</b>	<b>2</b>	<b>3</b>	<b>4</b>	<b>5</b>	<b>6</b>	<b>7</b>	<b>8</b>	<b>9</b>	<b>10</b>
1	1:48.75	1:43.85	18:49.68	1:40.17	1:37.29					

---

<b>18</b>	<b>Anthony DITHERIDGE</b>									
<b>Lap</b>	<b>1</b>	<b>2</b>	<b>3</b>	<b>4</b>	<b>5</b>	<b>6</b>	<b>7</b>	<b>8</b>	<b>9</b>	<b>10</b>
1	1:41.91	1:32.22	19:12.46	1:30.99	1:29.12					

---

<b>19</b>	<b>Duncan RICKETTS</b>									
<b>Lap</b>	<b>1</b>	<b>2</b>	<b>3</b>	<b>4</b>	<b>5</b>	<b>6</b>	<b>7</b>	<b>8</b>	<b>9</b>	<b>10</b>
1	1:46.63									

---

<b>21</b>	<b>Eddie GIBBS</b>									
<b>Lap</b>	<b>1</b>	<b>2</b>	<b>3</b>	<b>4</b>	<b>5</b>	<b>6</b>	<b>7</b>	<b>8</b>	<b>9</b>	<b>10</b>
1	1:50.56	1:43.61	18:43.78	1:34.36	1:33.68					

---

<b>24</b>	<b>Niall DYER</b>									
<b>Lap</b>	<b>1</b>	<b>2</b>	<b>3</b>	<b>4</b>	<b>5</b>	<b>6</b>	<b>7</b>	<b>8</b>	<b>9</b>	<b>10</b>
1	2:15.90	20:29.80	1:46.83	1:44.03						

---

<b>27</b>	<b>Julian WILTON</b>									
<b>Lap</b>	<b>1</b>	<b>2</b>	<b>3</b>	<b>4</b>	<b>5</b>	<b>6</b>	<b>7</b>	<b>8</b>	<b>9</b>	<b>10</b>
1	1:52.11	1:47.57	18:48.95	1:39.64	1:37.09					

---

<b>43</b>	<b>Clive WILSON</b>									
<b>Lap</b>	<b>1</b>	<b>2</b>	<b>3</b>	<b>4</b>	<b>5</b>	<b>6</b>	<b>7</b>	<b>8</b>	<b>9</b>	<b>10</b>
1	1:48.59	1:42.75	18:45.93	1:34.03	1:33.44					

---

<b>91</b>	<b>David MORRIS</b>									
<b>Lap</b>	<b>1</b>	<b>2</b>	<b>3</b>	<b>4</b>	<b>5</b>	<b>6</b>	<b>7</b>	<b>8</b>	<b>9</b>	<b>10</b>
1	1:54.17	1:39.87	18:49.34	1:33.15	1:30.75					

---

<b>103</b>	<b>David WENMAN</b>									
<b>Lap</b>	<b>1</b>	<b>2</b>	<b>3</b>	<b>4</b>	<b>5</b>	<b>6</b>	<b>7</b>	<b>8</b>	<b>9</b>	<b>10</b>
1	1:51.41	1:40.20	18:58.63	1:39.65	1:37.51					

---



# The Vintage Sports-Car Club

## RACE 1 – REDGATE MUG RACE FOR STANDARD & MODIFIED PRE-WAR SPORTS-CARS (VSCC SET 3)

### RESULT

Pl	No	Cl	Name	Car	Lap	Time	Behind	MPH	Best Lap on	MPH	Handicap
1	55		Niklas HALUSA	Alfa Romeo 8C	7	12:24.77		67.14	1:44.04	4	68.66
2	47		John GUYATT	Talbot Lago T150C	7	12:34.48	9.71	66.28	1:45.56	5	67.67
3	46		Mark BRETT	Ballamy-Ford (LMB) V8 Spl	7	12:36.58	11.81	66.09	1:45.84	5	67.49
4	50		Jo BLAKENEY-EDWARDS	Frazer Nash Super Sports	7	12:38.04	13.27	65.97	1:45.68	4	67.60 18.28
5	31		Mike PRESTON	Bugatti T35B	7	12:39.77	15.00	65.82	1:45.70	5	67.58 19.87
6	87		Mark GROVES	Frazer Nash TT Rep	7	12:58.02	33.25	64.27	1:49.14	2	65.45 14.04 *
7	190		David JOHNSON	Frazer Nash Colmore	7	13:24.65	59.88	62.14	1:52.57	6	63.46 16.66
8	85		Ian STANDING	Riley Brooklands	7	13:28.36	1:03.59	61.86	1:51.16	5	64.26 30.24
9	65		John POLSON	Talbot AV 105	7	13:49.75	1:24.98	60.26	1:54.22	5	62.54 30.21
10	63		Andy NEWBOUND	Frazer Nash Ulster 100	7	13:58.72	1:33.95	59.62	1:54.62	4	62.32 36.38
11	64		Duncan POTTER	MG Montlhery Midget	7	14:03.83	1:39.06	59.26	1:56.18	5	61.49 30.57
12	83		Charles GILLETT	Bugatti Brescia	7	14:08.71	1:43.94	58.92	1:57.89	5	60.59 23.48
13	40		Simon KING	Morgan 4/4 Le Mans	7	14:13.15	1:48.38	58.61	1:58.17	5	60.45 25.96
14	61		Clive TEMPLE	Riley Brooklands	6	12:26.44	1 Lap	57.42	1:59.32	6	59.87 30.52
15	75		John REEVE	Riley Brooklands	6	12:26.86	1 Lap	57.39	1:59.38	6	59.84 30.58
16	62		Anthony FENWICK-WILSON	Railton LS Tourer	6	12:30.01	1 Lap	57.15	1:58.20	5	60.44 40.81
17	69		David LAMB	Riley Brooklands	6	12:49.06	1 Lap	55.73	2:04.01	6	57.60 25.00
18	72		Chris CADMAN	MG Montlhery Midget	6	13:03.58	1 Lap	54.70	2:06.33	6	56.55 25.60
19	68		Cyril HANCOCK	Fiat New Balilla	6	13:09.35	1 Lap	54.30	2:07.00	2	56.25 27.35
20	80		Anne BOURSOT	MG PA	6	13:28.93	1 Lap	52.98	2:10.47	2	54.75 26.11
21	37		Leigh SEBBA	Morgan 4/4 Le Mans	6	13:34.29	1 Lap	52.64	2:10.15	2	54.89 33.39
22	81		Sarah FOSTER	MG TB	6	14:29.27	1 Lap	49.31	2:19.86	2	51.08 30.11

#### Not Classified

34	Andrew MITCHELL	HRG 1½ Litre	6	10:48.48	DNF	66.09	1:42.31	3	69.82
60	Fred BOOTHBY	MG J2	6	11:28.04	DNF	62.29	1:52.25	4	63.64
79	Michael ROGERS	Vauxhall 30-98	5	11:14.00	DNF	52.99	2:08.13	4	55.75
45	James POTTER	Riley Brooklands	2	4:05.53	DNF	58.19	1:57.63	2	60.73

#### Fastest Lap

34	Andrew MITCHELL	HRG 1½ Litre					1:42.31	3	69.82
----	-----------------	--------------	--	--	--	--	---------	---	-------

### AWARDS

#### Race Winner, Winner of the Redgate Mug & First VSCC 'Standard' Car

55	Niklas HALUSA	Alfa Romeo 8C		
2 <sup>nd</sup>	47	John GUYATT	Talbot Lago T150C	(& 1 <sup>st</sup> Un-supercharged Car over 3000cc)
3 <sup>rd</sup>	46	Mark BRETT	Ballamy-Ford (LMB) V8 Spl	(& 2 <sup>nd</sup> VSCC 'Standard' Car)

#### Other Capacity Class Winners

85	Ian STANDING	Riley Brooklands	(1 <sup>st</sup> Un-supercharged Car up to 1100cc)
50	Jo BLAKENEY-EDWARDS	Frazer Nash Super Sports	(1 <sup>st</sup> Un-supercharged Car 1101-1500cc & 1 <sup>st</sup> Vintage Car)
65	John POLSON	Talbot AV 105	(1 <sup>st</sup> Un-supercharged Car 2001-3000cc)

#### Other VSCC 'Standard' Cars

3 <sup>rd</sup>	31	Mike PRESTON	Bugatti T35B
-----------------	----	--------------	--------------

#### First on Handicap

87	Mark GROVES	Frazer Nash TT Rep
----	-------------	--------------------



# RACE GRID

## REDGATE MUG TROPHY RACE

### RACE 1

ROW 14			
ROW 13	<b>79</b> 02:30.990 Michael ROGERS	<b>62</b> - Anthony FENWICK-WILS	
ROW 12	<b>72</b> 02:12.270 Chris CADMAN	<b>81</b> 02:26.910 Sarah FOSTER	
ROW 11	<b>68</b> 02:09.650 Cyril HANCOCK	<b>37</b> 02:10.450 Leigh SEBBA	
ROW 10	<b>69</b> 02:07.210 David LAMB	<b>80</b> 02:09.410 Anne BOURSOT	
ROW 9	<b>75</b> 02:02.600 John REEVE	<b>83</b> 02:02.980 Charles GILLETT	
ROW 8	<b>40</b> 01:59.750 Simon KING	<b>61</b> 01:59.920 Clive TEMPLE	
ROW 7	<b>64</b> 01:57.260 Duncan POTTER	<b>65</b> 01:57.280 John POLSON	
ROW 6	<b>60</b> 01:53.400 Fred BOOTHBY	<b>63</b> 01:56.370 Andy NEWBOUND	
ROW 5	<b>85</b> 01:51.730 Ian STANDING	<b>190</b> 01:52.240 David JOHNSON	
ROW 4	<b>87</b> 01:49.750 Mark GROVES	<b>45</b> 01:51.210 James POTTER	
ROW 3	<b>47</b> 01:47.100 John GUYATT	<b>46</b> 01:47.140 Mark BRETT	
ROW 2	<b>55</b> 01:46.030 Niklas HALUSA	<b>31</b> 01:46.410 Mike PRESTON	
ROW 1	<b>34</b> 01:44.010 Andrew MITCHELL	<b>50</b> 01:45.990 Jo BLAKENEY-EDWARD	

POLE

# REDGATE MUG TROPHY RACE

## LAP TIMES - RACE 1

<b>31</b>	<b>Mike PRESTON</b>										
	<b>Lap</b>	<b>1</b>	<b>2</b>	<b>3</b>	<b>4</b>	<b>5</b>	<b>6</b>	<b>7</b>	<b>8</b>	<b>9</b>	<b>10</b>
	1	1:56.29	1:47.19	1:47.14	1:46.97	1:45.70	1:49.60	1:46.88			
<b>34</b>	<b>Andrew MITCHELL</b>										
	<b>Lap</b>	<b>1</b>	<b>2</b>	<b>3</b>	<b>4</b>	<b>5</b>	<b>6</b>	<b>7</b>	<b>8</b>	<b>9</b>	<b>10</b>
	1	2:13.64	1:43.74	1:42.31	1:42.66	1:42.87	1:43.26				
<b>37</b>	<b>Leigh SEBBA</b>										
	<b>Lap</b>	<b>1</b>	<b>2</b>	<b>3</b>	<b>4</b>	<b>5</b>	<b>6</b>	<b>7</b>	<b>8</b>	<b>9</b>	<b>10</b>
	1	2:30.39	2:10.15	2:10.69	2:11.44	2:10.30	2:21.32				
<b>40</b>	<b>Simon KING</b>										
	<b>Lap</b>	<b>1</b>	<b>2</b>	<b>3</b>	<b>4</b>	<b>5</b>	<b>6</b>	<b>7</b>	<b>8</b>	<b>9</b>	<b>10</b>
	1	2:13.78	2:00.20	1:58.71	1:58.47	1:58.17	1:58.47	2:05.35			
<b>45</b>	<b>James POTTER</b>										
	<b>Lap</b>	<b>1</b>	<b>2</b>	<b>3</b>	<b>4</b>	<b>5</b>	<b>6</b>	<b>7</b>	<b>8</b>	<b>9</b>	<b>10</b>
	1	2:07.90	1:57.63								
<b>46</b>	<b>Mark BRETT</b>										
	<b>Lap</b>	<b>1</b>	<b>2</b>	<b>3</b>	<b>4</b>	<b>5</b>	<b>6</b>	<b>7</b>	<b>8</b>	<b>9</b>	<b>10</b>
	1	1:55.89	1:46.30	1:46.27	1:46.26	1:45.84	1:49.94	1:46.08			
<b>47</b>	<b>John GUYATT</b>										
	<b>Lap</b>	<b>1</b>	<b>2</b>	<b>3</b>	<b>4</b>	<b>5</b>	<b>6</b>	<b>7</b>	<b>8</b>	<b>9</b>	<b>10</b>
	1	1:53.72	1:47.42	1:45.77	1:46.08	1:45.56	1:46.51	1:49.42			
<b>50</b>	<b>Jo BLAKENEY-EDWARDS</b>										
	<b>Lap</b>	<b>1</b>	<b>2</b>	<b>3</b>	<b>4</b>	<b>5</b>	<b>6</b>	<b>7</b>	<b>8</b>	<b>9</b>	<b>10</b>
	1	1:54.39	1:49.26	1:46.16	1:45.68	1:46.13	1:50.21	1:46.21			
<b>55</b>	<b>Niklas HALUSA</b>										
	<b>Lap</b>	<b>1</b>	<b>2</b>	<b>3</b>	<b>4</b>	<b>5</b>	<b>6</b>	<b>7</b>	<b>8</b>	<b>9</b>	<b>10</b>
	1	1:54.33	1:45.64	1:45.70	1:44.04	1:44.59	1:45.43	1:45.04			
<b>60</b>	<b>Fred BOOTHBY</b>										
	<b>Lap</b>	<b>1</b>	<b>2</b>	<b>3</b>	<b>4</b>	<b>5</b>	<b>6</b>	<b>7</b>	<b>8</b>	<b>9</b>	<b>10</b>
	1	2:04.99	1:53.23	1:52.73	1:52.25	1:52.53	1:52.31				
<b>61</b>	<b>Clive TEMPLE</b>										
	<b>Lap</b>	<b>1</b>	<b>2</b>	<b>3</b>	<b>4</b>	<b>5</b>	<b>6</b>	<b>7</b>	<b>8</b>	<b>9</b>	<b>10</b>
	1	2:12.78	2:03.51	2:03.29	2:05.42	2:02.12	1:59.32				
<b>62</b>	<b>Anthony FENWICK-WILSON</b>										
	<b>Lap</b>	<b>1</b>	<b>2</b>	<b>3</b>	<b>4</b>	<b>5</b>	<b>6</b>	<b>7</b>	<b>8</b>	<b>9</b>	<b>10</b>
	1	2:26.23	2:04.18	2:00.42	2:01.59	1:58.20	1:59.39				
<b>63</b>	<b>Andy NEWBOUND</b>										
	<b>Lap</b>	<b>1</b>	<b>2</b>	<b>3</b>	<b>4</b>	<b>5</b>	<b>6</b>	<b>7</b>	<b>8</b>	<b>9</b>	<b>10</b>
	1	2:08.24	1:58.30	1:56.77	1:54.62	1:55.08	1:57.32	2:08.39			

<b>64</b>	<b>Duncan POTTER</b>									
<b>Lap</b>	<b>1</b>	<b>2</b>	<b>3</b>	<b>4</b>	<b>5</b>	<b>6</b>	<b>7</b>	<b>8</b>	<b>9</b>	<b>10</b>
1	2:10.95	2:01.31	1:58.71	1:56.23	1:56.18	1:56.57	2:03.88			
<b>65</b>	<b>John POLSON</b>									
<b>Lap</b>	<b>1</b>	<b>2</b>	<b>3</b>	<b>4</b>	<b>5</b>	<b>6</b>	<b>7</b>	<b>8</b>	<b>9</b>	<b>10</b>
1	2:06.44	1:58.89	1:57.53	1:56.07	1:54.22	1:56.10	2:00.50			
<b>68</b>	<b>Cyril HANCOCK</b>									
<b>Lap</b>	<b>1</b>	<b>2</b>	<b>3</b>	<b>4</b>	<b>5</b>	<b>6</b>	<b>7</b>	<b>8</b>	<b>9</b>	<b>10</b>
1	2:23.26	2:07.00	2:08.54	2:08.51	2:11.17	2:10.87				
<b>69</b>	<b>David LAMB</b>									
<b>Lap</b>	<b>1</b>	<b>2</b>	<b>3</b>	<b>4</b>	<b>5</b>	<b>6</b>	<b>7</b>	<b>8</b>	<b>9</b>	<b>10</b>
1	2:19.37	2:04.26	2:06.83	2:08.05	2:06.54	2:04.01				
<b>72</b>	<b>Chris CADMAN</b>									
<b>Lap</b>	<b>1</b>	<b>2</b>	<b>3</b>	<b>4</b>	<b>5</b>	<b>6</b>	<b>7</b>	<b>8</b>	<b>9</b>	<b>10</b>
1	2:24.38	2:08.38	2:07.32	2:08.56	2:08.61	2:06.33				
<b>75</b>	<b>John REEVE</b>									
<b>Lap</b>	<b>1</b>	<b>2</b>	<b>3</b>	<b>4</b>	<b>5</b>	<b>6</b>	<b>7</b>	<b>8</b>	<b>9</b>	<b>10</b>
1	2:15.74	2:01.15	2:02.95	2:04.49	2:03.15	1:59.38				
<b>79</b>	<b>Michael ROGERS</b>									
<b>Lap</b>	<b>1</b>	<b>2</b>	<b>3</b>	<b>4</b>	<b>5</b>	<b>6</b>	<b>7</b>	<b>8</b>	<b>9</b>	<b>10</b>
1	2:28.28	2:09.61	2:11.33	2:08.13	2:16.65					
<b>80</b>	<b>Anne BOURSOT</b>									
<b>Lap</b>	<b>1</b>	<b>2</b>	<b>3</b>	<b>4</b>	<b>5</b>	<b>6</b>	<b>7</b>	<b>8</b>	<b>9</b>	<b>10</b>
1	2:26.86	2:10.47	2:11.53	2:12.39	2:12.18	2:15.50				
<b>81</b>	<b>Sarah FOSTER</b>									
<b>Lap</b>	<b>1</b>	<b>2</b>	<b>3</b>	<b>4</b>	<b>5</b>	<b>6</b>	<b>7</b>	<b>8</b>	<b>9</b>	<b>10</b>
1	2:35.86	2:19.86	2:22.59	2:21.02	2:21.81	2:28.13				
<b>83</b>	<b>Charles GILLETT</b>									
<b>Lap</b>	<b>1</b>	<b>2</b>	<b>3</b>	<b>4</b>	<b>5</b>	<b>6</b>	<b>7</b>	<b>8</b>	<b>9</b>	<b>10</b>
1	2:10.47	2:01.46	1:58.42	1:59.09	1:57.89	1:58.72	2:02.66			
<b>85</b>	<b>Ian STANDING</b>									
<b>Lap</b>	<b>1</b>	<b>2</b>	<b>3</b>	<b>4</b>	<b>5</b>	<b>6</b>	<b>7</b>	<b>8</b>	<b>9</b>	<b>10</b>
1	2:08.27	1:53.98	1:52.99	1:51.41	1:51.16	1:51.41	1:59.14			
<b>87</b>	<b>Mark GROVES</b>									
<b>Lap</b>	<b>1</b>	<b>2</b>	<b>3</b>	<b>4</b>	<b>5</b>	<b>6</b>	<b>7</b>	<b>8</b>	<b>9</b>	<b>10</b>
1	1:59.62	1:49.14	1:49.37	1:49.36	1:49.81	1:50.32	1:50.40			
<b>190</b>	<b>David JOHNSON</b>									
<b>Lap</b>	<b>1</b>	<b>2</b>	<b>3</b>	<b>4</b>	<b>5</b>	<b>6</b>	<b>7</b>	<b>8</b>	<b>9</b>	<b>10</b>
1	2:03.58	1:53.81	1:54.27	1:52.89	1:53.65	1:52.57	1:53.88			

# Lap Chart

## REDGATE MUG TROPHY RACE - RACE 1

Lap 1		Lap 2		Lap 3		Lap 4		Lap 5		Lap 6		Lap 7		Lap 8		Lap 9		Lap 10			
No	Time	No	Time	No	Time	No	Time	No	Time	No	Time	No	Time	No	Time	No	Time	No	Time		
47	1:53.72	55	3:39.97	55	5:25.67	55	7:09.71	55	8:54.30	55	10:39.73	55	12:24.77								
55	1:54.33	47	3:41.14	47	5:26.91	47	7:12.99	79	8:57.35 *1	69	10:45.05 *1	61	12:26.44 *1								
50	1:54.39	46	3:42.19	46	5:28.46	46	7:14.72	47	8:58.55	47	10:45.06	75	12:26.86 *1								
46	1:55.89	31	3:43.48	50	5:29.81	50	7:15.49	46	9:00.56	34	10:48.48	62	12:30.01 *1								
31	1:56.29	50	3:43.65	31	5:30.62	31	7:17.59	80	9:01.25 *1	46	10:50.50	47	12:34.48								
87	1:59.62	87	3:48.76	87	5:38.13	81	7:18.31 *1	50	9:01.62	50	10:51.83	46	12:36.58								
190	2:03.58	34	3:57.38	34	5:39.69	34	7:22.35	37	9:02.67 *1	31	10:52.89	50	12:38.04								
60	2:04.99	190	3:57.39	60	5:50.95	87	7:27.49	31	9:03.29	72	10:57.25 *1	31	12:39.77								
65	2:06.44	60	3:58.22	190	5:51.66	60	7:43.20	34	9:05.22	68	10:58.48 *1	69	12:49.06 *1								
45	2:07.90	85	4:02.25	85	5:55.24	190	7:44.55	87	9:17.30	87	11:07.62	87	12:58.02								
63	2:08.24	65	4:05.33	65	6:02.86	85	7:46.65	60	9:35.73	37	11:12.97 *1	72	13:03.58 *1								
85	2:08.27	45	4:05.53	63	6:03.31	63	7:57.93	85	9:37.81	80	11:13.43 *1	68	13:09.35 *1								
83	2:10.47	63	4:06.54	83	6:10.35	65	7:58.93	190	9:38.20	79	11:14.00 *1	190	13:24.65								
64	2:10.95	83	4:11.93	64	6:10.97	64	8:07.20	81	9:39.33 *1	60	11:28.04	85	13:28.36								
61	2:12.78	64	4:12.26	40	6:12.69	83	8:09.44	63	9:53.01	85	11:29.22	80	13:28.93 *1								
34	2:13.64	40	4:13.98	61	6:19.58	40	8:11.16	65	9:53.15	190	11:30.77	37	13:34.29 *1								
40	2:13.78	61	4:16.29	75	6:19.84	75	8:24.33	64	10:03.38	65	11:49.25	65	13:49.75								
75	2:15.74	75	4:16.89	69	6:30.46	61	8:25.00	83	10:07.33	63	11:50.33	63	13:58.72								
69	2:19.37	69	4:23.63	62	6:30.83	62	8:32.42	40	10:09.33	64	11:59.95	64	14:03.83								
68	2:23.26	68	4:30.26	68	6:38.80	69	8:38.51	61	10:27.12	81	12:01.14 *1	83	14:08.71								
72	2:24.38	62	4:30.41	72	6:40.08	68	8:47.31	75	10:27.48	83	12:06.05	40	14:13.15								
62	2:26.23	72	4:32.76	80	6:48.86	72	8:48.64	62	10:30.62	40	12:07.80	81	14:29.27 *1								
80	2:26.86	80	4:37.33	79	6:49.22																
79	2:28.28	79	4:37.89	37	6:51.23																
37	2:30.39	37	4:40.54																		
81	2:35.86	81	4:55.72																		



## The Vintage Sports-Car Club

### RACE 2 – VINTAGE SEAMAN TROPHY RACE FOR VINTAGE RACING CARS (VSCC SET 1)

#### RESULT

Pl	No	Cl	Name	Car	Lap	Time	Behind	MPH	Best Lap on	MPH	Handicap
1	29		Dougal CAWLEY	GN/Ford Piglet	9	15:21.31		69.78	1:39.43	3	71.84
2	84		Patrick BLAKENEY-EDWARDS	Frazer Nash Super Sports	9	15:21.59	0.28	69.76	1:38.93	3	72.21
3	10		Martin HALUSA	Bugatti T35C	9	15:36.25	14.94	68.67	1:40.45	8	71.11
4	26		Sue DARBYSHIRE	Morgan Super Aero	9	15:44.53	23.22	68.07	1:42.08	2	69.98 25.81
5	39		James MORLEY	Bentley 3/4½ Litre	9	16:30.98	1:09.67	64.88	1:48.21	9	66.01 17.09 *
6	38		Richard LONGES	Bugatti T 35B GP	9	17:04.07	1:42.76	62.78	1:45.65	3	67.61 73.22
<b>Not Classified</b>											
	196		James RICKETTS	Riley 9 Monoposto	7	12:49.45	DNF	64.99	1:46.08	4	67.34
	20		Iain STEWART	Morgan Super Aero	3	5:19.58	DNF	67.06	1:42.46	2	69.72
	28		Chris HUDSON	Bugatti T35B	2	5:00.55	DNF	47.54	3:13.19	2	36.98
<b>Fastest Lap</b>											
	84		Patrick BLAKENEY-EDWARDS	Frazer Nash Super Sports					1:38.93	3	72.21

#### AWARDS

##### Race Winner & Winner of the Vintage Seaman Trophy


	29	Dougal CAWLEY	GN/Ford Piglet	
2 <sup>nd</sup>	84	Patrick BLAKENEY-EDWARDS	Frazer Nash Super Sports	(& 1 <sup>st</sup> Car 1101-1500cc)
3 <sup>rd</sup>	10	Martin HALUSA	Bugatti T35C	(& 1 <sup>st</sup> VSCC 'Standard' Car)

##### First on Handicap

39	James MORLEY	Bentley 3/4½ Litre
----	--------------	--------------------




# RACE GRID



## VINTAGE SEAMAN TROPHY RACE

### RACE 2

ROW 6				
ROW 5	<b>20</b> 02:09.160 Iain STEWART			
ROW 4		<b>39</b> 01:48.740 James MORLEY		<b>38</b> 01:59.640 Richard LONGES
ROW 3	<b>196</b> 01:45.800 James RICKETTS		<b>10</b> 01:46.250 Martin HALUSA	
ROW 2		<b>29</b> 01:41.530 Dougal CAWLEY		<b>26</b> 01:42.310 Sue DARBYSHIRE
ROW 1	<b>84</b> 01:37.080 Patrick BLAKENEY-EDW		<b>28</b> 01:41.450 Chris HUDSON	
	<b>POLE</b>			
				



# VINTAGE SEAMAN TROPHY RACE

## LAP TIMES - RACE 2

---

**10 Martin HALUSA**

Lap	1	2	3	4	5	6	7	8	9	10
1	1:51.20	1:46.40	1:44.90	1:44.92	1:43.60	1:43.09	1:40.80	1:40.45	1:40.89	

---

**20 Iain STEWART**

Lap	1	2	3	4	5	6	7	8	9	10
1	1:53.83	1:42.46	1:43.29							

---

**26 Sue DARBYSHIRE**

Lap	1	2	3	4	5	6	7	8	9	10
1	1:47.73	1:42.08	1:43.97	1:44.86	1:46.95	1:47.14	1:43.59	1:43.90	1:44.31	

---

**28 Chris HUDSON**

Lap	1	2	3	4	5	6	7	8	9	10
1	1:47.36	3:13.19								

---

**29 Dougal CAWLEY**

Lap	1	2	3	4	5	6	7	8	9	10
1	1:44.91	1:40.22	1:39.43	1:46.56	1:42.94	1:42.09	1:41.43	1:42.62	1:41.11	

---

**38 Richard LONGES**

Lap	1	2	3	4	5	6	7	8	9	10
1	1:54.23	1:47.01	1:45.65	1:46.68	1:52.12	1:49.73	1:49.13	1:49.98	2:29.54	

---

**39 James MORLEY**

Lap	1	2	3	4	5	6	7	8	9	10
1	1:57.33	1:49.35	1:49.65	1:49.24	1:48.60	1:49.47	1:50.68	1:48.45	1:48.21	

---

**84 Patrick BLAKENEY-EDWARDS**

Lap	1	2	3	4	5	6	7	8	9	10
1	1:42.85	1:40.50	1:38.93	1:41.78	1:50.17	1:42.07	1:39.48	1:44.54	1:41.27	

---

**196 James RICKETTS**

Lap	1	2	3	4	5	6	7	8	9	10
1	1:55.93	1:47.51	1:46.21	1:46.08	1:50.53	1:50.67	1:52.52			

# Lap Chart

## VINTAGE SEAMAN TROPHY RACE - RACE 2

Lap 1		Lap 2		Lap 3		Lap 4		Lap 5		Lap 6		Lap 7		Lap 8		Lap 9		Lap 10	
No	Time	No	Time	No	Time	No	Time	No	Time	No	Time	No	Time	No	Time	No	Time	No	Time
84	1:42.85	84	3:23.35	84	5:02.28	84	6:44.06	29	8:34.06	29	10:16.15	84	11:55.78	29	13:40.20	29	15:21.31		
29	1:44.91	29	3:25.13	29	5:04.56	29	6:51.12	84	8:34.23	84	10:16.30	29	11:57.58	84	13:40.32	84	15:21.59		
28	1:47.36	26	3:29.81	26	5:13.78	26	6:58.64	26	8:45.59	26	10:32.73	10	12:14.91	10	13:55.36	10	15:36.25		
26	1:47.73	20	3:36.29	20	5:19.58	10	7:07.42	10	8:51.02	10	10:34.11	26	12:16.32	26	14:00.22	26	15:44.53		
10	1:51.20	10	3:37.60	10	5:22.50	38	7:13.57	38	9:05.69	38	10:55.42	38	12:44.55	38	14:34.53	39	16:30.98		
20	1:53.83	38	3:41.24	38	5:26.89	196	7:15.73	196	9:06.26	196	10:56.93	196	12:49.45	39	14:42.77	38	17:04.07		
38	1:54.23	196	3:43.44	196	5:29.65	39	7:25.57	39	9:14.17	39	11:03.64	39	12:54.32						
196	1:55.93	39	3:46.68	39	5:36.33														
39	1:57.33	28	5:00.55																



## The Vintage Sports-Car Club

### RACE 3 – SHORT HANDICAP RACE FOR PRE-WAR CARS (VSCC SET 6)

#### RESULT

Pl	No	Cl	Name	Car	Lap	Time	Behind	MPH	Best Lap on	MPH
1	97		David SEBER	Wolseley Hornet Special	5	9:37.14		67.12	1:44.41	3 68.42
2	55		Niklas HALUSA	Alfa Romeo 8C	5	9:37.37	0.23	67.09	1:41.25	5 70.55
3	16		Julian GRIMWADE	Frazer Nash Norris Special	5	9:37.42	0.28	72.53	1:34.04	5 75.96
4	44		Andrew KELLOCK	Fiat AC	5	9:40.78	3.64	65.44	1:46.12	5 67.32
5	46		Mark BRETT	Ballamy-Ford (LMB) V8 Spl	5	9:43.86	6.72	66.28	1:44.46	4 68.38
6	62		Anthony FENWICK-WILSON	Railton LS Tourer	5	9:43.88	6.74	61.17	1:53.66	5 62.85
7	56		Malcolm UNDERWOOD	Delahaye 135	5	9:47.08	9.94	63.55	1:50.33	5 64.75
8	36		David PRYKE	Riley 12/4 TT Sprite Rep	5	9:48.94	11.80	66.89	1:43.81	5 68.81
9	48		Richard ILIFFE	Riley Elf	5	9:49.26	12.12	65.63	1:44.63	5 68.27
10	51		Bill CLEYNDERT	Wolseley Hornet Special	5	9:49.34	12.20	65.62	1:45.80	2 67.52
11	193		Harry PAINTER	MG Kayne	5	9:50.07	12.93	65.53	1:43.56	5 68.98
12	41		Alex PEACOP	Frazer Nash AC	5	9:50.93	13.79	65.42	1:44.15	5 68.59
13	50		Jo BLAKENEY-EDWARDS	Frazer Nash Super Sports	5	9:59.75	22.61	64.38	1:46.97	3 66.78
14	45		James POTTER	Riley Brooklands	5	10:04.06	26.92	62.77	1:49.37	5 65.31
15	52		Tom WATERFIELD	Austin 7 Special	5	10:07.37	30.23	61.33	1:53.62	4 62.87
16	53		Peter BUTLER	Bentley 3/4½ Litre	5	10:09.81	32.67	60.05	1:55.95	4 61.61
17	94		James RICKETTS	Austin 7 Monoposto	5	10:12.33	35.19	59.80	1:55.20	4 62.01
<b>Not Classified</b>										
	33		Tom MCWHIRTER	Jaguar SS 100	3	7:13.64	DNF	57.36	1:53.73	3 62.81
<b>Fastest Lap</b>										
	16		Julian GRIMWADE	Frazer Nash Norris Special					1:34.04	5 75.96

#### AWARDS

##### Race Winner

	97	David SEBER	Wolseley Hornet Special
2 <sup>nd</sup>	55	Niklas HALUSA	Alfa Romeo 8C
3 <sup>rd</sup>	16	Julian GRIMWADE	Frazer Nash Norris Special
4 <sup>th</sup>	44	Andrew KELLOCK	Fiat AC

# SNETTERTON 27 SEPTEMBER 2015

## RACE NUMBER 3: 5 LAPS

Cars are shown with their number of credit laps  
ie how many laps they will start with.

Times Number	Grid Row				Min.Seecs
<b>8</b>	13	16			<b>1.25</b>
<b>7</b>	12		33		<b>1.00</b>
<b>6</b>	11	36		98	<b>0.55</b>
<b>5</b>	10		193		<b>0.45</b>
	9	97		41	
	8		50		<b>51</b>
	7	46		48	
<b>4</b>	6		45		<b>0.35</b>
	5	44		96	
<b>3</b>	4		52		<b>0.25</b>
<b>2</b>	3	60			<b>0.15</b>
	2		94		<b>53</b>
<b>1</b>	1	62		86	<b>0.00</b>

### Front Of Grid

Issue No

Signed

Handicapper

CoC

Time

# HANDICAP RACE FOR PRE-WAR CARS (VSCC SET 6)

## LAP TIMES - RACE 3

<b>16</b>	<b>Julian GRIMWADE</b>										
	<b>Lap</b>	<b>1</b>	<b>2</b>	<b>3</b>	<b>4</b>	<b>5</b>	<b>6</b>	<b>7</b>	<b>8</b>	<b>9</b>	<b>10</b>
	1	3:11.83	1:36.02	1:36.38	1:39.15	1:34.04					
<b>33</b>	<b>Tom MCWHIRTER</b>										
	<b>Lap</b>	<b>1</b>	<b>2</b>	<b>3</b>	<b>4</b>	<b>5</b>	<b>6</b>	<b>7</b>	<b>8</b>	<b>9</b>	<b>10</b>
	1	3:25.76	1:54.15	1:53.73							
<b>36</b>	<b>David PRYKE</b>										
	<b>Lap</b>	<b>1</b>	<b>2</b>	<b>3</b>	<b>4</b>	<b>5</b>	<b>6</b>	<b>7</b>	<b>8</b>	<b>9</b>	<b>10</b>
	1	2:49.29	1:44.61	1:44.89	1:46.34	1:43.81					
<b>41</b>	<b>Alex PEACOP</b>										
	<b>Lap</b>	<b>1</b>	<b>2</b>	<b>3</b>	<b>4</b>	<b>5</b>	<b>6</b>	<b>7</b>	<b>8</b>	<b>9</b>	<b>10</b>
	1	2:44.42	1:45.07	1:49.87	1:47.42	1:44.15					
<b>44</b>	<b>Andrew KELLOCK</b>										
	<b>Lap</b>	<b>1</b>	<b>2</b>	<b>3</b>	<b>4</b>	<b>5</b>	<b>6</b>	<b>7</b>	<b>8</b>	<b>9</b>	<b>10</b>
	1	2:30.70	1:48.70	1:46.97	1:48.29	1:46.12					
<b>45</b>	<b>James POTTER</b>										
	<b>Lap</b>	<b>1</b>	<b>2</b>	<b>3</b>	<b>4</b>	<b>5</b>	<b>6</b>	<b>7</b>	<b>8</b>	<b>9</b>	<b>10</b>
	1	2:34.73	1:51.76	1:54.61	1:53.59	1:49.37					
<b>46</b>	<b>Mark BRETT</b>										
	<b>Lap</b>	<b>1</b>	<b>2</b>	<b>3</b>	<b>4</b>	<b>5</b>	<b>6</b>	<b>7</b>	<b>8</b>	<b>9</b>	<b>10</b>
	1	2:39.34	1:46.76	1:48.04	1:44.46	1:45.26					
<b>48</b>	<b>Richard ILIFFE</b>										
	<b>Lap</b>	<b>1</b>	<b>2</b>	<b>3</b>	<b>4</b>	<b>5</b>	<b>6</b>	<b>7</b>	<b>8</b>	<b>9</b>	<b>10</b>
	1	2:41.58	1:47.12	1:49.46	1:46.47	1:44.63					
<b>50</b>	<b>Jo BLAKENEY-EDWARDS</b>										
	<b>Lap</b>	<b>1</b>	<b>2</b>	<b>3</b>	<b>4</b>	<b>5</b>	<b>6</b>	<b>7</b>	<b>8</b>	<b>9</b>	<b>10</b>
	1	2:43.99	1:50.97	1:46.97	1:50.53	1:47.29					
<b>51</b>	<b>Bill CLEYNDERT</b>										
	<b>Lap</b>	<b>1</b>	<b>2</b>	<b>3</b>	<b>4</b>	<b>5</b>	<b>6</b>	<b>7</b>	<b>8</b>	<b>9</b>	<b>10</b>
	1	2:39.83	1:45.80	1:49.32	1:47.78	1:46.61					
<b>52</b>	<b>Tom WATERFIELD</b>										
	<b>Lap</b>	<b>1</b>	<b>2</b>	<b>3</b>	<b>4</b>	<b>5</b>	<b>6</b>	<b>7</b>	<b>8</b>	<b>9</b>	<b>10</b>
	1	2:26.96	1:54.77	1:56.95	1:53.62	1:55.07					
<b>53</b>	<b>Peter BUTLER</b>										
	<b>Lap</b>	<b>1</b>	<b>2</b>	<b>3</b>	<b>4</b>	<b>5</b>	<b>6</b>	<b>7</b>	<b>8</b>	<b>9</b>	<b>10</b>
	1	2:20.46	1:57.24	1:59.57	1:55.95	1:56.59					
<b>55</b>	<b>Niklas HALUSA</b>										
	<b>Lap</b>	<b>1</b>	<b>2</b>	<b>3</b>	<b>4</b>	<b>5</b>	<b>6</b>	<b>7</b>	<b>8</b>	<b>9</b>	<b>10</b>
	1	2:43.18	1:43.73	1:46.00	1:43.21	1:41.25					

<b>56</b>	<b>Malcolm UNDERWOOD</b>									
<b>Lap</b>	<b>1</b>	<b>2</b>	<b>3</b>	<b>4</b>	<b>5</b>	<b>6</b>	<b>7</b>	<b>8</b>	<b>9</b>	<b>10</b>
1	2:21.88	1:50.83	1:51.52	1:52.52	1:50.33					
<b>62</b>	<b>Anthony FENWICK-WILSON</b>									
<b>Lap</b>	<b>1</b>	<b>2</b>	<b>3</b>	<b>4</b>	<b>5</b>	<b>6</b>	<b>7</b>	<b>8</b>	<b>9</b>	<b>10</b>
1	2:04.42	1:54.88	1:56.16	1:54.76	1:53.66					
<b>94</b>	<b>James RICKETTS</b>									
<b>Lap</b>	<b>1</b>	<b>2</b>	<b>3</b>	<b>4</b>	<b>5</b>	<b>6</b>	<b>7</b>	<b>8</b>	<b>9</b>	<b>10</b>
1	2:23.57	1:58.11	1:58.61	1:55.20	1:56.84					
<b>97</b>	<b>David SEBER</b>									
<b>Lap</b>	<b>1</b>	<b>2</b>	<b>3</b>	<b>4</b>	<b>5</b>	<b>6</b>	<b>7</b>	<b>8</b>	<b>9</b>	<b>10</b>
1	2:38.98	1:44.65	1:44.41	1:44.58	1:44.52					
<b>193</b>	<b>Harry PAINTER</b>									
<b>Lap</b>	<b>1</b>	<b>2</b>	<b>3</b>	<b>4</b>	<b>5</b>	<b>6</b>	<b>7</b>	<b>8</b>	<b>9</b>	<b>10</b>
1	2:40.98	1:45.80	1:51.88	1:47.85	1:43.56					

# Lap Chart

## HANDICAP RACE FOR PRE-WAR CARS (VSCC SET 6) - RACE 3

Lap 1		Lap 2		Lap 3		Lap 4		Lap 5		Lap 6		Lap 7		Lap 8		Lap 9		Lap 10	
No	Time	No	Time	No	Time	No	Time	No	Time	No	Time	No	Time	No	Time	No	Time	No	Time
62	2:04.42	62	3:59.30	62	5:55.46	62	7:50.22	97	9:37.14										
53	2:20.46	56	4:12.71	56	6:04.23	97	7:52.62	55	9:37.37										
56	2:21.88	53	4:17.70	44	6:06.37	44	7:54.66	16	9:37.42										
94	2:23.57	44	4:19.40	97	6:08.04	55	7:56.12	44	9:40.78										
52	2:26.96	94	4:21.68	55	6:12.91	56	7:56.75	46	9:43.86										
44	2:30.70	52	4:21.73	46	6:14.14	46	7:58.60	62	9:43.88										
45	2:34.73	97	4:23.63	51	6:14.95	51	8:02.73	56	9:47.08										
97	2:38.98	51	4:25.63	53	6:17.27	16	8:03.38	36	9:48.94										
46	2:39.34	46	4:26.10	48	6:18.16	48	8:04.63	48	9:49.26										
51	2:39.83	45	4:26.49	193	6:18.66	36	8:05.13	51	9:49.34										
193	2:40.98	193	4:26.78	52	6:18.68	193	8:06.51	193	9:50.07										
48	2:41.58	55	4:26.91	36	6:18.79	41	8:06.78	41	9:50.93										
55	2:43.18	48	4:28.70	41	6:19.36	52	8:12.30	50	9:59.75										
50	2:43.99	41	4:29.49	94	6:20.29	50	8:12.46	45	10:04.06										
41	2:44.42	36	4:33.90	45	6:21.10	53	8:13.22	52	10:07.37										
36	2:49.29	50	4:34.96	50	6:21.93	45	8:14.69	53	10:09.81										
16	3:11.83	16	4:47.85	16	6:24.23	94	8:15.49	94	10:12.33										
33	3:25.76	33	5:19.91	33	7:13.64														



## The Vintage Sports-Car Club

### RACE 4 – WILLIAMS TROPHY RACE FOR PRE-1935 TWO-SEATER GRAND PRIX CARS

#### RESULT

Pl	No	Cl	Name	Car	Lap	Time	Behind	MPH	Best Lap on	MPH	Handicap
1	14		Charles KNILL-JONES	Bugatti T59	10	15:49.23		75.26	1:32.68	10	77.08
2	15		Julian MAJZUB	Bugatti T35B	10	15:50.09	0.86	75.19	1:32.51	10	77.22
3	32		Simon DIFFEY	Bugatti T51	10	16:12.46	23.23	73.46	1:35.25	10	75.00
4	12		Stephen SHOOSMITH	Bugatti T51	10	16:13.13	23.90	73.41	1:35.74	8	74.61 15.73
5	10		Martin HALUSA	Bugatti T35C	10	16:55.84	1:06.61	70.32	1:40.12	10	71.35 14.64 *
6	31		Mike PRESTON	Bugatti T35B	10	17:26.54	1:37.31	68.26	1:41.99	2	70.04 26.64
7	42		Bo WILLIAMS	Bugatti T35B	9	16:11.64	1 Lap	66.17	1:45.66	2	67.61 20.70
8	83		Charles GILLETT	Bugatti T13 Brescia	9	18:00.19	1 Lap	59.52	1:55.77	2	61.70 38.26
9	54		Barrie WILLIAMS	Bugatti T39 GP	8	16:07.86	2 Laps	59.05	1:58.17	5	60.45 22.50
<b>Not Classified</b>											
	38		Richard LONGES	Bugatti T35B GP	3	6:06.92	DNF	58.41	1:46.52	2	67.06
	28		Chris HUDSON	Bugatti T35B	2	4:32.77	DNF	52.38	2:33.75	2	46.46
<b>Fastest Lap</b>											
	15		Julian MAJZUB	Bugatti T35B					1:32.51	10	77.22

#### AWARDS

##### Race Winner & Winner of the Williams Monaco Trophy

14 Charles KNILL-JONES Bugatti T59

##### 2<sup>nd</sup> Place & Winner of the Kenneth Bear Trophy (for First Vintage Bugatti)

15 Julian MAJZUB Bugatti T35B


3<sup>rd</sup> 32 Simon DIFFEY Bugatti T51

##### Winner of the Bruton Trophy (for First Un-supercharged Bugatti)

83 Charles GILLETT Bugatti T13 Brescia

##### First on Handicap


10 Martin HALUSA Bugatti T35C







# RACE GRID



## WILLIAMS TROPHY RACE

### RACE 4

ROW 6

**54** 02:03.230  
Barrie WILLIAMS

ROW 5

**38** 01:59.640  
Richard LONGES

**83** 02:02.980  
Charles GILLETT

ROW 4

**10** 01:46.250  
Martin HALUSA

**31** 01:46.410  
Mike PRESTON

ROW 3

**28** 01:41.450  
Chris HUDSON

**42** 01:45.920  
Bo WILLIAMS

ROW 2

**32** 01:38.160  
Simon DIFFEY

**12** 01:38.740  
Stephen SHOOSMITH

ROW 1

**14** 01:34.660  
Charles KNILL-JONES

**15** 01:38.090  
Julian MAJZUB

POLE



# WILLIAMS TROPHY RACE

## LAP TIMES - RACE 4

---

<b>10</b>	<b>Martin HALUSA</b>										
	<b>Lap</b>	<b>1</b>	<b>2</b>	<b>3</b>	<b>4</b>	<b>5</b>	<b>6</b>	<b>7</b>	<b>8</b>	<b>9</b>	<b>10</b>
	1	1:47.51	1:40.72	1:41.14	1:42.12	1:40.55	1:40.92	1:41.56	1:40.67	1:40.53	1:40.12

---

<b>12</b>	<b>Stephen SHOOSMITH</b>										
	<b>Lap</b>	<b>1</b>	<b>2</b>	<b>3</b>	<b>4</b>	<b>5</b>	<b>6</b>	<b>7</b>	<b>8</b>	<b>9</b>	<b>10</b>
	1	1:45.41	1:36.36	1:35.98	1:36.84	1:36.71	1:38.28	1:35.85	1:35.74	1:36.15	1:35.81

---

<b>14</b>	<b>Charles KNILL-JONES</b>										
	<b>Lap</b>	<b>1</b>	<b>2</b>	<b>3</b>	<b>4</b>	<b>5</b>	<b>6</b>	<b>7</b>	<b>8</b>	<b>9</b>	<b>10</b>
	1	1:41.68	1:35.07	1:34.85	1:34.94	1:34.75	1:34.67	1:34.12	1:33.03	1:33.44	1:32.68

---

<b>15</b>	<b>Julian MAJZUB</b>										
	<b>Lap</b>	<b>1</b>	<b>2</b>	<b>3</b>	<b>4</b>	<b>5</b>	<b>6</b>	<b>7</b>	<b>8</b>	<b>9</b>	<b>10</b>
	1	1:40.12	1:35.73	1:36.70	1:35.11	1:35.22	1:34.89	1:33.60	1:33.33	1:32.88	1:32.51

---

<b>28</b>	<b>Chris HUDSON</b>										
	<b>Lap</b>	<b>1</b>	<b>2</b>	<b>3</b>	<b>4</b>	<b>5</b>	<b>6</b>	<b>7</b>	<b>8</b>	<b>9</b>	<b>10</b>
	1	1:59.02	2:33.75								

---

<b>31</b>	<b>Mike PRESTON</b>										
	<b>Lap</b>	<b>1</b>	<b>2</b>	<b>3</b>	<b>4</b>	<b>5</b>	<b>6</b>	<b>7</b>	<b>8</b>	<b>9</b>	<b>10</b>
	1	1:51.12	1:41.99	1:42.84	1:42.69	1:43.59	1:43.31	1:44.05	1:45.38	1:45.01	1:46.56

---

<b>32</b>	<b>Simon DIFFEY</b>										
	<b>Lap</b>	<b>1</b>	<b>2</b>	<b>3</b>	<b>4</b>	<b>5</b>	<b>6</b>	<b>7</b>	<b>8</b>	<b>9</b>	<b>10</b>
	1	1:43.20	1:36.80	1:37.30	1:37.04	1:36.73	1:37.43	1:36.46	1:35.85	1:36.40	1:35.25

---

<b>38</b>	<b>Richard LONGES</b>										
	<b>Lap</b>	<b>1</b>	<b>2</b>	<b>3</b>	<b>4</b>	<b>5</b>	<b>6</b>	<b>7</b>	<b>8</b>	<b>9</b>	<b>10</b>
	1	1:56.85	1:46.52	2:23.55							

---

<b>42</b>	<b>Bo WILLIAMS</b>										
	<b>Lap</b>	<b>1</b>	<b>2</b>	<b>3</b>	<b>4</b>	<b>5</b>	<b>6</b>	<b>7</b>	<b>8</b>	<b>9</b>	<b>10</b>
	1	1:55.25	1:45.66	1:46.09	1:47.62	1:47.55	1:47.16	1:48.15	1:48.02	1:46.14	

---

<b>54</b>	<b>Barrie WILLIAMS</b>										
	<b>Lap</b>	<b>1</b>	<b>2</b>	<b>3</b>	<b>4</b>	<b>5</b>	<b>6</b>	<b>7</b>	<b>8</b>	<b>9</b>	<b>10</b>
	1	2:10.82	2:00.37	1:58.73	2:02.23	1:58.17	1:59.42	1:58.95	1:59.17		

---

<b>83</b>	<b>Charles GILLETT</b>										
	<b>Lap</b>	<b>1</b>	<b>2</b>	<b>3</b>	<b>4</b>	<b>5</b>	<b>6</b>	<b>7</b>	<b>8</b>	<b>9</b>	<b>10</b>
	1	2:03.88	1:55.77	1:56.42	1:58.10	1:58.70	1:59.83	1:57.84	1:57.21	2:12.44	

---

# Lap Chart

## WILLIAMS TROPHY RACE - RACE 4

Lap 1		Lap 2		Lap 3		Lap 4		Lap 5		Lap 6		Lap 7		Lap 8		Lap 9		Lap 10	
No	Time	No	Time	No	Time	No	Time	No	Time	No	Time	No	Time	No	Time	No	Time	No	Time
15	1:40.12	15	3:15.85	14	4:51.60	14	6:26.54	14	8:01.29	14	9:35.96	14	11:10.08	14	12:43.11	14	14:16.55	14	15:49.23
14	1:41.68	14	3:16.75	15	4:52.55	15	6:27.66	15	8:02.88	15	9:37.77	15	11:11.37	15	12:44.70	15	14:17.58	15	15:50.09
32	1:43.20	32	3:20.00	32	4:57.30	32	6:34.34	32	8:11.07	32	9:48.50	32	11:24.96	32	13:00.81	42	14:25.50 *1	54	16:07.86 *2
12	1:45.41	12	3:21.77	12	4:57.75	12	6:34.59	12	8:11.30	12	9:49.58	12	11:25.43	12	13:01.17	32	14:37.21	42	16:11.64 *1
10	1:47.51	10	3:28.23	10	5:09.37	10	6:51.49	54	8:12.15 *1	83	9:52.87 *1	83	11:52.70 *1	10	13:35.19	12	14:37.32	32	16:12.46
31	1:51.12	31	3:33.11	31	5:15.95	31	6:58.64	10	8:32.04	54	10:10.32 *1	10	11:54.52	83	13:50.54 *1	10	15:15.72	12	16:13.13
42	1:55.25	42	3:40.91	42	5:27.00	42	7:14.62	31	8:42.23	10	10:12.96	31	12:09.59	31	13:54.97	31	15:39.98	10	16:55.84
38	1:56.85	38	3:43.37	83	5:56.07	83	7:54.17	42	9:02.17	31	10:25.54	54	12:09.74 *1	54	14:08.69 *1	83	15:47.75 *1	31	17:26.54
28	1:59.02	83	3:59.65	38	6:06.92			42	10:49.33	42	12:37.48							83	18:00.19 *1
83	2:03.88	54	4:11.19	54	6:09.92														
54	2:10.82	28	4:32.77																



## The Vintage Sports-Car Club

### RACE 5 – SHORT HANDICAP RACE FOR PRE-WAR CARS (VSCC SET 6)

#### RESULT

Pl	No	Cl	Name	Car	Lap	Time	Behind	MPH	Best Lap on	MPH
1	90		Dennis JOHNSON	Frazer Nash Colmore	5	11:01.31		57.95	2:00.06	3 59.50
2	64		Duncan POTTER	MG Montlhery Midget	5	11:02.49	1.18	59.78	1:54.17	4 62.57
3	93		Mike PAINTER	MG Kayne	5	11:06.04	4.73	63.10	1:49.84	4 65.04
4	89		Mark ELDER	Austin Sports Special	5	11:08.03	6.72	61.26	1:51.73	4 63.94
5	77		Ian FYFE	Alvis 12/70 Special	5	11:09.53	8.22	53.35	2:10.59	4 54.70
6	67		Niall DYER	Mors 2 Seater	5	11:09.92	8.61	56.25	2:02.22	4 58.45
7	82		Tony STEPHENS	Vauxhall A/D Type	5	11:12.07	10.76	47.07	2:28.20	2 48.20
8	73		Roland WOODTLI	Riley 15/6 Special	5	11:12.47	11.16	55.16	2:04.97	4 57.16
9	197		John SEBER	Wolseley Hornet Special	5	11:14.40	13.09	62.18	1:50.80	2 64.47
10	22		Antony FELTHAM-WHITE	Austin 7 Racing Special	5	11:15.12	13.81	56.68	2:01.03	4 59.02
11	194		Nick HAYWARD-COOK	Austin 7 Monoposto	5	11:17.08	15.77	60.33	1:53.27	2 63.07
12	72		Chris CADMAN	MG Montlhery Midget	5	11:17.69	16.38	54.72	2:08.21	2 55.72
13	71		Oliver RICHARDSON	MG C Type Montlhery	5	11:23.29	21.98	55.09	2:04.75	5 57.26
14	70		Andrew CROYS DILL	Riley 12/4	5	11:23.80	22.49	55.91	2:01.05	5 59.01
15	40		Simon KING	Morgan 4/4 Le Mans	5	11:31.50	30.19	56.12	2:01.43	2 58.83
16	102		William COLLEDGE	Wolseley Hornet Special	5	11:41.84	40.53	53.56	2:05.06	5 57.12
17	68		Cyril HANCOCK	Fiat New Balilla	5	11:46.27	44.96	53.21	2:09.23	4 55.28
18	80		Anne BOURSOT	MG PA	5	11:48.53	47.22	51.50	2:11.10	5 54.49
19	37		Leigh SEBBA	Morgan 4/4 Le Mans	5	11:50.95	49.64	52.07	2:07.37	5 56.08
20	79		Michael ROGERS	Vauxhall 30-98	5	12:22.67	1:21.36	50.47	2:09.39	0 55.21
21	74		Ron TURNER	Wolseley Hornet Special	5	12:55.86	1:54.55	46.94	2:23.80	2 49.68
<b>Not Classified</b>										
	104		David ASPLIN	Austin 7 Ulster Replica	3	7:29.41	DNF	51.71	2:11.67	3 54.25
<b>Fastest Lap</b>										
	93		Mike PAINTER	MG Kayne					1:49.84	4 65.04

#### AWARDS

##### Race Winner

	90	Dennis JOHNSON	Frazer Nash Colmore
2 <sup>nd</sup>	64	Duncan POTTER	MG Montlhery Midget
3 <sup>rd</sup>	93	Mike PAINTER	MG Kayne
4 <sup>th</sup>	89	Mark ELDER	Austin Sports Special

# SNETTERTON 27 SEPTEMBER 2015

## RACE NUMBER 5: 5 LAPS

Cars are shown with their number of credit laps  
ie how many laps they will start with.

Times Number	Grid Row					Min.Secs
<b>9</b>	13	93 <input type="text"/>		197 <input type="text"/>		<b>1.40</b>
<b>8</b>	12		194 <input type="text"/>		89 <input type="text"/>	<b>1.25</b>
<b>7</b>	11	64 <input type="text"/>		82 <input type="text"/>	<input type="text" value="1"/>	<b>1.05</b>
<b>6</b>	10		40 <input type="text"/>		<input type="text"/>	<b>0.55</b>
<b>5</b>	9	70 <input type="text"/>		<input type="text"/>		<b>0.45</b>
	8		90 <input type="text"/>		22 <input type="text"/>	
<b>4</b>	7	102 <input type="text"/>		67 <input type="text"/>		<b>0.35</b>
	6		104 <input type="text"/>		71 <input type="text"/>	
	5	68 <input type="text"/>		79 <input type="text"/>		
<b>3</b>	4		72 <input type="text"/>		73 <input type="text"/>	<b>0.25</b>
	3	198 <input type="text"/>	<input type="text" value="-1"/>	37 <input type="text"/>		
<b>2</b>	2		74 <input type="text"/>		80 <input type="text"/>	<b>0.15</b>
<b>1</b>	1	77 <input type="text"/>		<input type="text"/>		<b>0.00</b>

### Front Of Grid

Car 82 will race for 4 Laps, Car 198 will race for 6 Laps

Issue No

Signed

Handicapper

CoC

Time

# HANDICAP RACE FOR PRE-WAR CARS (VSCC SET 6)

## LAP TIMES - RACE 5

<b>22</b>	<b>Antony FELTHAM-WHITE</b>										
	<b>Lap</b>	<b>1</b>	<b>2</b>	<b>3</b>	<b>4</b>	<b>5</b>	<b>6</b>	<b>7</b>	<b>8</b>	<b>9</b>	<b>10</b>
	1	3:02.16	2:05.17	2:04.71	2:01.03	2:02.05					
<b>37</b>	<b>Leigh SEBBA</b>										
	<b>Lap</b>	<b>1</b>	<b>2</b>	<b>3</b>	<b>4</b>	<b>5</b>	<b>6</b>	<b>7</b>	<b>8</b>	<b>9</b>	<b>10</b>
	1	2:52.95	2:13.88	2:23.98	2:12.77	2:07.37					
<b>40</b>	<b>Simon KING</b>										
	<b>Lap</b>	<b>1</b>	<b>2</b>	<b>3</b>	<b>4</b>	<b>5</b>	<b>6</b>	<b>7</b>	<b>8</b>	<b>9</b>	<b>10</b>
	1	3:09.55	2:01.43	2:04.99	2:02.73	2:12.80					
<b>64</b>	<b>Duncan POTTER</b>										
	<b>Lap</b>	<b>1</b>	<b>2</b>	<b>3</b>	<b>4</b>	<b>5</b>	<b>6</b>	<b>7</b>	<b>8</b>	<b>9</b>	<b>10</b>
	1	3:11.23	2:00.07	2:00.90	1:54.17	1:56.12					
<b>67</b>	<b>Niall DYER</b>										
	<b>Lap</b>	<b>1</b>	<b>2</b>	<b>3</b>	<b>4</b>	<b>5</b>	<b>6</b>	<b>7</b>	<b>8</b>	<b>9</b>	<b>10</b>
	1	2:51.40	2:08.71	2:03.32	2:02.22	2:04.27					
<b>68</b>	<b>Cyril HANCOCK</b>										
	<b>Lap</b>	<b>1</b>	<b>2</b>	<b>3</b>	<b>4</b>	<b>5</b>	<b>6</b>	<b>7</b>	<b>8</b>	<b>9</b>	<b>10</b>
	1	2:58.01	2:11.06	2:17.11	2:09.23	2:10.86					
<b>70</b>	<b>Andrew CROYSDILL</b>										
	<b>Lap</b>	<b>1</b>	<b>2</b>	<b>3</b>	<b>4</b>	<b>5</b>	<b>6</b>	<b>7</b>	<b>8</b>	<b>9</b>	<b>10</b>
	1	3:01.85	2:10.87	2:07.80	2:02.23	2:01.05					
<b>71</b>	<b>Oliver RICHARDSON</b>										
	<b>Lap</b>	<b>1</b>	<b>2</b>	<b>3</b>	<b>4</b>	<b>5</b>	<b>6</b>	<b>7</b>	<b>8</b>	<b>9</b>	<b>10</b>
	1	2:54.34	2:10.76	2:07.63	2:05.81	2:04.75					
<b>72</b>	<b>Chris CADMAN</b>										
	<b>Lap</b>	<b>1</b>	<b>2</b>	<b>3</b>	<b>4</b>	<b>5</b>	<b>6</b>	<b>7</b>	<b>8</b>	<b>9</b>	<b>10</b>
	1	2:41.82	2:08.21	2:08.35	2:08.32	2:10.99					
<b>73</b>	<b>Roland WOODTLI</b>										
	<b>Lap</b>	<b>1</b>	<b>2</b>	<b>3</b>	<b>4</b>	<b>5</b>	<b>6</b>	<b>7</b>	<b>8</b>	<b>9</b>	<b>10</b>
	1	2:43.61	2:09.02	2:07.44	2:04.97	2:07.43					
<b>74</b>	<b>Ron TURNER</b>										
	<b>Lap</b>	<b>1</b>	<b>2</b>	<b>3</b>	<b>4</b>	<b>5</b>	<b>6</b>	<b>7</b>	<b>8</b>	<b>9</b>	<b>10</b>
	1	2:40.36	2:23.80	2:31.57	2:35.89	2:44.24					
<b>77</b>	<b>Ian FYFE</b>										
	<b>Lap</b>	<b>1</b>	<b>2</b>	<b>3</b>	<b>4</b>	<b>5</b>	<b>6</b>	<b>7</b>	<b>8</b>	<b>9</b>	<b>10</b>
	1	2:19.10	2:14.22	2:11.75	2:10.59	2:13.87					
<b>79</b>	<b>Michael ROGERS</b>										
	<b>Lap</b>	<b>1</b>	<b>2</b>	<b>3</b>	<b>4</b>	<b>5</b>	<b>6</b>	<b>7</b>	<b>8</b>	<b>9</b>	<b>10</b>
	1	3:01.77	2:09.39	2:14.38	2:44.95	2:12.18					

<b>80</b>	<b>Anne BOURSOT</b>									
<b>Lap</b>	<b>1</b>	<b>2</b>	<b>3</b>	<b>4</b>	<b>5</b>	<b>6</b>	<b>7</b>	<b>8</b>	<b>9</b>	<b>10</b>
1	2:41.03	2:25.76	2:17.52	2:13.12	2:11.10					
<b>82</b>	<b>Tony STEPHENS</b>									
<b>Lap</b>	<b>1</b>	<b>2</b>	<b>3</b>	<b>4</b>	<b>5</b>	<b>6</b>	<b>7</b>	<b>8</b>	<b>9</b>	<b>10</b>
1		3:44.30	2:28.20	2:29.34	2:30.23					
<b>89</b>	<b>Mark ELDER</b>									
<b>Lap</b>	<b>1</b>	<b>2</b>	<b>3</b>	<b>4</b>	<b>5</b>	<b>6</b>	<b>7</b>	<b>8</b>	<b>9</b>	<b>10</b>
1	3:29.29	1:52.90	1:56.07	1:51.73	1:58.04					
<b>90</b>	<b>Dennis JOHNSON</b>									
<b>Lap</b>	<b>1</b>	<b>2</b>	<b>3</b>	<b>4</b>	<b>5</b>	<b>6</b>	<b>7</b>	<b>8</b>	<b>9</b>	<b>10</b>
1	2:54.26	2:01.72	2:00.06	2:00.23	2:05.04					
<b>93</b>	<b>Mike PAINTER</b>									
<b>Lap</b>	<b>1</b>	<b>2</b>	<b>3</b>	<b>4</b>	<b>5</b>	<b>6</b>	<b>7</b>	<b>8</b>	<b>9</b>	<b>10</b>
1	3:39.70	1:50.20	1:54.45	1:49.84	1:51.85					
<b>102</b>	<b>William COLLEDGE</b>									
<b>Lap</b>	<b>1</b>	<b>2</b>	<b>3</b>	<b>4</b>	<b>5</b>	<b>6</b>	<b>7</b>	<b>8</b>	<b>9</b>	<b>10</b>
1	3:02.48	2:10.92	2:14.13	2:09.25	2:05.06					
<b>104</b>	<b>David ASPLIN</b>									
<b>Lap</b>	<b>1</b>	<b>2</b>	<b>3</b>	<b>4</b>	<b>5</b>	<b>6</b>	<b>7</b>	<b>8</b>	<b>9</b>	<b>10</b>
1	2:59.37	2:18.37	2:11.67							
<b>194</b>	<b>Nick HAYWARD-COOK</b>									
<b>Lap</b>	<b>1</b>	<b>2</b>	<b>3</b>	<b>4</b>	<b>5</b>	<b>6</b>	<b>7</b>	<b>8</b>	<b>9</b>	<b>10</b>
1	3:29.74	1:53.27	2:00.60	1:58.13	1:55.34					
<b>197</b>	<b>John SEBER</b>									
<b>Lap</b>	<b>1</b>	<b>2</b>	<b>3</b>	<b>4</b>	<b>5</b>	<b>6</b>	<b>7</b>	<b>8</b>	<b>9</b>	<b>10</b>
1	3:38.57	1:50.80	1:54.47	1:54.46	1:56.10					

# Lap Chart

## HANDICAP RACE FOR PRE-WAR CARS (VSCC SET 6) - RACE 5

Lap 1		Lap 2		Lap 3		Lap 4		Lap 5		Lap 6		Lap 7		Lap 8		Lap 9		Lap 10	
No	Time	No	Time	No	Time	No	Time	No	Time	No	Time	No	Time	No	Time	No	Time	No	Time
77	2:19.10	82	3:44.30	82	6:12.50	82	8:41.84	90	11:01.31										
74	2:40.36	77	4:33.32	77	6:45.07	77	8:55.66	64	11:02.49										
80	2:41.03	72	4:50.03	90	6:56.04	90	8:56.27	93	11:06.04										
72	2:41.82	73	4:52.63	72	6:58.38	73	9:05.04	89	11:08.03										
73	2:43.61	90	4:55.98	73	7:00.07	67	9:05.65	77	11:09.53										
67	2:51.40	67	5:00.11	67	7:03.43	64	9:06.37	67	11:09.92										
37	2:52.95	74	5:04.16	22	7:12.04	72	9:06.70	82	11:12.07										
90	2:54.26	71	5:05.10	64	7:12.20	89	9:09.99	73	11:12.47										
71	2:54.34	80	5:06.79	71	7:12.73	22	9:13.07	197	11:14.40										
68	2:58.01	37	5:06.83	40	7:15.97	93	9:14.19	22	11:15.12										
104	2:59.37	22	5:07.33	89	7:18.26	197	9:18.30	194	11:17.08										
79	3:01.77	68	5:09.07	70	7:20.52	71	9:18.54	72	11:17.69										
70	3:01.85	40	5:10.98	194	7:23.61	40	9:18.70	71	11:23.29										
22	3:02.16	79	5:11.16	197	7:23.84	194	9:21.74	70	11:23.80										
102	3:02.48	64	5:11.30	80	7:24.31	70	9:22.75	40	11:31.50										
40	3:09.55	70	5:12.72	93	7:24.35	68	9:35.41	102	11:41.84										
64	3:11.23	102	5:13.40	79	7:25.54	102	9:36.78	68	11:46.27										
89	3:29.29	104	5:17.74	68	7:26.18	80	9:37.43	80	11:48.53										
194	3:29.74	89	5:22.19	102	7:27.53	37	9:43.58	37	11:50.95										
197	3:38.57	194	5:23.01	104	7:29.41	79	10:10.49	79	12:22.67										
93	3:39.70	197	5:29.37	37	7:30.81	74	10:11.62	74	12:55.86										
		93	5:29.90	74	7:35.73														





## The Vintage Sports-Car Club

### RACE 6 – PREMIER CRU RACING FOR STANDARD & MODIFIED PRE-1941 RACING CARS

#### RESULT

Pl	No	Cl	Name	Car	Lap	Time	Behind	MPH	Best Lap on	MPH	Handicap
1	9		Calum LOCKIE	Maserati 6CM	14	20:40.44		80.62	1:27.45	12	81.69
2	5		Nicholas TOPLISS	ERA R4A	14	20:56.36	15.92	79.60	1:28.57	11	80.65
3	10		Martin HALUSA	Bugatti T35C	13	21:57.33	1 Lap	70.50	1:38.51	7	72.52
4	101		Christopher MANN	Alfa Romeo Tipo B/P3	12	20:55.57	2 Laps	68.27	1:42.16	11	69.92 29.65 *
5	42		Bo WILLIAMS	Bugatti T35B	12	21:08.26	2 Laps	67.59	1:42.22	4	69.88 41.62

#### Not Classified

32			Simon DIFFEY	Bugatti T51	8	13:37.96	DNF	69.87	1:38.20	8	72.74
14			Charles KNILL-JONES	Bugatti T59	2	3:11.93	DNF	74.44	1:32.39	2	77.32
191			Paddins DOWLING	ERA R10B	0		STARTER				

#### Fastest Lap

9			Calum LOCKIE	Maserati 6CM					1:27.45	12	81.69
---	--	--	--------------	--------------	--	--	--	--	---------	----	-------

Car No 42 – Time includes a 10 second jump start penalty

#### AWARDS

**Race Winner (Bruce Spollon Memorial Trophy Class), First Continental Car (Sean Danaher Restorations Pre-war Continental Trophy Class) & First PVT Car**

	9		Calum LOCKIE	Maserati 6CM
2 <sup>nd</sup>	5		Nicholas TOPLISS	ERA R4A

**3<sup>rd</sup> Place & First Vintage Car (Ten Tenths Vintage Racing Trophy Class)**

	10		Martin HALUSA	Bugatti T35C
--	----	--	---------------	--------------

**First on Handicap**


	101		Christopher MANN	Alfa Romeo Tipo B/P3
--	-----	--	------------------	----------------------



Presented by the VSCC



# RACE GRID



## STANDARD & MODIFIED PRE-1961 RACING CARS

### RACE 6

ROW 6	<b>49</b> 02:22.300 Tim METCALFE	
ROW 5	<b>19</b> 01:46.630 Duncan RICKETTS	<b>38</b> 01:59.640 Richard LONGES
ROW 4	<b>42</b> 01:45.920 Bo WILLIAMS	<b>10</b> 01:46.250 Martin HALUSA
ROW 3	<b>30</b> 01:39.080 Tom DARK	<b>101</b> 01:44.270 Christopher MANN
ROW 2	<b>191</b> 01:32.350 Paddins DOWLING	<b>14</b> 01:34.660 Charles KNILL-JONES
ROW 1	<b>9</b> 01:28.470 Calum LOCKIE	<b>5</b> 01:29.960 Nicholas TOPLISS

**POLE**

# PREMIER CRU RACING

## LAP TIMES - RACE 6

---

**5 Nicholas TOPLISS**

Lap	1	2	3	4	5	6	7	8	9	10
1	1:33.94	1:30.63	1:29.33	1:29.83	1:29.39	1:29.53	1:29.93	1:28.62	1:28.87	1:29.05
11	1:28.57	1:29.21	1:30.11	1:29.35						

---

**9 Calum LOCKIE**

Lap	1	2	3	4	5	6	7	8	9	10
1	1:34.76	1:29.04	1:28.24	1:28.51	1:27.56	1:27.55	1:28.14	1:28.69	1:28.15	1:28.04
11	1:27.78	1:27.45	1:28.51	1:28.02						

---

**10 Martin HALUSA**

Lap	1	2	3	4	5	6	7	8	9	10
1	1:52.58	1:44.02	1:42.48	1:42.48	1:39.75	1:39.48	1:38.51	1:38.68	1:39.44	1:39.01
11	1:40.24	1:40.03	1:40.63							

---

**14 Charles KNILL-JONES**

Lap	1	2	3	4	5	6	7	8	9	10
1	1:39.54	1:32.39								

---

**32 Simon DIFFEY**

Lap	1	2	3	4	5	6	7	8	9	10
1	1:52.53	1:43.98	1:42.75	1:42.40	1:40.32	1:38.94	1:38.84	1:38.20		

---

**42 Bo WILLIAMS**

Lap	1	2	3	4	5	6	7	8	9	10
1	1:51.60	1:43.78	1:43.00	1:42.22	1:43.40	1:42.82	1:44.41	1:45.50	1:46.75	1:46.27
11	1:44.66	1:43.85								

---

**101 Christopher MANN**

Lap	1	2	3	4	5	6	7	8	9	10
1	1:55.51	1:43.65	1:43.08	1:42.98	1:44.28	1:44.72	1:44.13	1:43.53	1:43.11	1:45.63
11	1:42.16	1:42.79								

# Lap Chart

## PREMIER CRU RACING - RACE 6

Lap 1		Lap 2		Lap 3		Lap 4		Lap 5		Lap 6		Lap 7		Lap 8		Lap 9		Lap 10	
No	Time	No	Time	No	Time	No	Time	No	Time	No	Time	No	Time	No	Time	No	Time	No	Time
5	1:33.94	9	3:03.80	9	4:32.04	9	6:00.55	9	7:28.11	9	8:55.66	9	10:23.80	9	11:52.49	9	13:20.64	9	14:48.68
9	1:34.76	5	3:04.57	5	4:33.90	5	6:03.73	5	7:33.12	5	9:02.65	42	10:26.82 *1	10	11:59.30 *1	5	13:30.07	5	14:59.12
14	1:39.54	14	3:11.93	42	5:18.38	42	7:00.60	10	8:41.31	10	10:20.79	5	10:32.58	32	11:59.76 *1	32	13:37.96 *1	10	15:17.42 *1
42	1:51.60	42	3:35.38	10	5:19.08	10	7:01.56	32	8:41.98	32	10:20.92	101	10:34.22 *1	5	12:01.20	10	13:37.98 *1	42	15:43.48 *1
32	1:52.53	32	3:36.51	32	5:19.26	32	7:01.66	42	8:44.00					42	12:11.23 *1	42	13:56.73 *1	101	15:44.99 *1
10	1:52.58	10	3:36.60	101	5:22.24	101	7:05.22	101	8:49.50					101	12:18.35 *1	101	14:01.88 *1		
101	1:55.51	101	3:39.16																

# Lap Chart

## PREMIER CRU RACING - RACE 6

Lap 11		Lap 12		Lap 13		Lap 14		Lap 15		Lap 16		Lap 17		Lap 18		Lap 19		Lap 20	
No	Time	No	Time	No	Time	No	Time	No	Time	No	Time	No	Time	No	Time	No	Time	No	Time
9	16:16.46	9	17:43.91	9	19:12.42	9	20:40.44												
5	16:27.69	5	17:56.90	101	19:12.78 *2	101	20:55.57 *2												
10	16:56.43 *1	10	18:36.67 *1	42	19:14.41 *2	5	20:56.36												
42	17:29.75 *1			5	19:27.01	42	21:08.26 *2												
101	17:30.62 *1			10	20:16.70 *1	10	21:57.33 *1												



## The Vintage Sports-Car Club

### RACE 7 – SHORT SCRATCH RACE FOR PRE-WAR CARS (VSCC SET 5)

#### RESULT

Pl	No	Cl	Name	Car	Lap	Time	Behind	MPH	Best Lap on	MPH	Handica	
1	21	B	Eddie GIBBS	Frazer Nash S/S Racer	6	9:30.93		75.07	1:32.74	3	77.03	
2	17	C	Tim GREENHILL	Wolseley Hornet Special	6	9:55.69	24.76	71.95	1:37.86	4	73.00	
3	55	D	Niklas HALUSA	Alfa Romeo 8C	6	10:29.24	58.31	68.12	1:42.79	2	69.50	
4	51	C	Bill CLEYNDERT	Wolseley Hornet Special	6	10:38.06	1:07.13	67.17	1:43.45	6	69.05	17.36
5	33	D	Tom MCWHIRTER	Jaguar SS 100	6	10:39.21	1:08.28	67.05	1:43.51	5	69.01	18.15
6	44	B	Andrew KELLOCK	Fiat AC	6	10:57.95	1:27.02	65.14	1:45.42	3	67.76	25.43
7	97	C	David SEBER	Wolseley Hornet Special	6	11:01.85	1:30.92	64.76	1:47.06	5	66.72	19.49
8	89	A	Mark ELDER	Austin Sports Special	6	11:21.41	1:50.48	62.90	1:49.76	2	65.08	22.85
9	53	D	Peter BUTLER	Bentley 3/4½ Litre	5	9:31.81	1 Lap	62.46	1:49.43	5	65.28	24.66
10	52	A	Tom WATERFIELD	Austin 7 Special	5	9:34.95	1 Lap	62.12	1:51.81	4	63.89	15.90
11	61	A	Clive TEMPLE	Riley Brooklands	5	10:13.92	1 Lap	58.18	2:00.11	5	59.47	13.37 *
12	71	A	Oliver RICHARDSON	MG C Type Montlhery	5	10:35.38	1 Lap	56.21	2:03.72	2	57.74	16.78
<b>Not Classified</b>												
	16	D	Julian GRIMWADE	Frazer Nash Norris Special	4	7:10.82	DNF	66.32	1:35.53	2	74.78	
	48	D	Richard ILIFFE	Riley Elf	3	5:27.09	DNF	65.52	1:46.48	2	67.09	
<b>Fastest Laps</b>												
	89	A	Mark ELDER	Austin Sports Special					1:49.76	2	65.08	
	21	B	Eddie GIBBS	Frazer Nash S/S Racer					1:32.74	3	77.03	
	17	C	Tim GREENHILL	Wolseley Hornet Special					1:37.86	4	73.00	
	16	D	Julian GRIMWADE	Frazer Nash Norris Special					1:35.53	2	74.78	

#### AWARDS

##### Race Winner & 1<sup>st</sup> Class B

	21	B	Eddie GIBBS	Frazer Nash S/S Racer	
2 <sup>nd</sup>	17	C	Tim GREENHILL	Wolseley Hornet Special	(& 1 <sup>st</sup> Class C)
3 <sup>rd</sup>	55	D	Niklas HALUSA	Alfa Romeo 8C	(& First VSCC 'Standard' Car & 1 <sup>st</sup> Class D)

##### Other Capacity Class Winners

	89	A	Mark ELDER	Austin Sports Special	(1 <sup>st</sup> Class A)
--	----	---	------------	-----------------------	---------------------------

##### First on Handicap

	61	A	Clive TEMPLE	Riley Brooklands
--	----	---	--------------	------------------

# RACE GRID

## SCRATCH RACE FOR PRE-WAR CARS (VSCC SET 5)

### RACE 7

ROW 10

ROW 9

**104** 02:05.140  
David ASPLIN

ROW 8

**61** 01:59.920  
Clive TEMPLE

**71** 02:04.650  
Oliver RICHARDSON

ROW 7

**53** 01:53.150  
Peter BUTLER

**89** 01:55.560  
Mark ELDER

ROW 6

**52** 01:51.180  
Tom WATERFIELD

**33** 01:52.900  
Tom MCWHIRTER

ROW 5

**97** 01:48.000  
David SEBER

**44** 01:48.030  
Andrew KELLOCK

ROW 4

**55** 01:46.030  
Niklas HALUSA

**198** 01:47.460  
Tony SEBER

ROW 3

**51** 01:45.500  
Bill CLEYNDERT

**48** 01:45.970  
Richard ILIFFE

ROW 2

**17** 01:37.290  
Tim GREENHILL

**29** 01:41.530  
Dougal CAWLEY

ROW 1

**21** 01:33.680  
Eddie GIBBS

**16** 01:36.220  
Julian GRIMWADE

**POLE**

# SCRATCH RACE FOR PRE-WAR CARS (VSCC SET 5)

## LAP TIMES - RACE 7

<b>16</b>	<b>Julian GRIMWADE</b>										
	<b>Lap</b>	<b>1</b>	<b>2</b>	<b>3</b>	<b>4</b>	<b>5</b>	<b>6</b>	<b>7</b>	<b>8</b>	<b>9</b>	<b>10</b>
	1	1:39.08	1:35.53	1:52.26	2:03.95						
<b>17</b>	<b>Tim GREENHILL</b>										
	<b>Lap</b>	<b>1</b>	<b>2</b>	<b>3</b>	<b>4</b>	<b>5</b>	<b>6</b>	<b>7</b>	<b>8</b>	<b>9</b>	<b>10</b>
	1	1:42.92	1:38.83	1:38.60	1:37.86	1:39.01	1:38.47				
<b>21</b>	<b>Eddie GIBBS</b>										
	<b>Lap</b>	<b>1</b>	<b>2</b>	<b>3</b>	<b>4</b>	<b>5</b>	<b>6</b>	<b>7</b>	<b>8</b>	<b>9</b>	<b>10</b>
	1	1:39.76	1:33.96	1:32.74	1:33.44	1:34.97	1:36.06				
<b>33</b>	<b>Tom MCWHIRTER</b>										
	<b>Lap</b>	<b>1</b>	<b>2</b>	<b>3</b>	<b>4</b>	<b>5</b>	<b>6</b>	<b>7</b>	<b>8</b>	<b>9</b>	<b>10</b>
	1	1:56.25	1:45.66	1:45.13	1:44.47	1:43.51	1:44.19				
<b>44</b>	<b>Andrew KELLOCK</b>										
	<b>Lap</b>	<b>1</b>	<b>2</b>	<b>3</b>	<b>4</b>	<b>5</b>	<b>6</b>	<b>7</b>	<b>8</b>	<b>9</b>	<b>10</b>
	1	1:58.15	1:45.70	1:45.42	1:48.24	1:47.12	1:53.32				
<b>48</b>	<b>Richard ILIFFE</b>										
	<b>Lap</b>	<b>1</b>	<b>2</b>	<b>3</b>	<b>4</b>	<b>5</b>	<b>6</b>	<b>7</b>	<b>8</b>	<b>9</b>	<b>10</b>
	1	1:53.69	1:46.48	1:46.92							
<b>51</b>	<b>Bill CLEYNDERT</b>										
	<b>Lap</b>	<b>1</b>	<b>2</b>	<b>3</b>	<b>4</b>	<b>5</b>	<b>6</b>	<b>7</b>	<b>8</b>	<b>9</b>	<b>10</b>
	1	1:52.74	1:46.26	1:46.68	1:45.28	1:43.65	1:43.45				
<b>52</b>	<b>Tom WATERFIELD</b>										
	<b>Lap</b>	<b>1</b>	<b>2</b>	<b>3</b>	<b>4</b>	<b>5</b>	<b>6</b>	<b>7</b>	<b>8</b>	<b>9</b>	<b>10</b>
	1	2:02.99	1:52.23	1:54.87	1:51.81	1:53.05					
<b>53</b>	<b>Peter BUTLER</b>										
	<b>Lap</b>	<b>1</b>	<b>2</b>	<b>3</b>	<b>4</b>	<b>5</b>	<b>6</b>	<b>7</b>	<b>8</b>	<b>9</b>	<b>10</b>
	1	2:02.73	1:53.67	1:52.77	1:53.21	1:49.43					
<b>55</b>	<b>Niklas HALUSA</b>										
	<b>Lap</b>	<b>1</b>	<b>2</b>	<b>3</b>	<b>4</b>	<b>5</b>	<b>6</b>	<b>7</b>	<b>8</b>	<b>9</b>	<b>10</b>
	1	1:48.57	1:42.79	1:43.71	1:44.03	1:46.49	1:43.65				
<b>61</b>	<b>Clive TEMPLE</b>										
	<b>Lap</b>	<b>1</b>	<b>2</b>	<b>3</b>	<b>4</b>	<b>5</b>	<b>6</b>	<b>7</b>	<b>8</b>	<b>9</b>	<b>10</b>
	1	2:10.93	2:00.68	2:01.20	2:01.00	2:00.11					
<b>71</b>	<b>Oliver RICHARDSON</b>										
	<b>Lap</b>	<b>1</b>	<b>2</b>	<b>3</b>	<b>4</b>	<b>5</b>	<b>6</b>	<b>7</b>	<b>8</b>	<b>9</b>	<b>10</b>
	1	2:14.54	2:03.72	2:04.15	2:07.25	2:05.72					
<b>89</b>	<b>Mark ELDER</b>										
	<b>Lap</b>	<b>1</b>	<b>2</b>	<b>3</b>	<b>4</b>	<b>5</b>	<b>6</b>	<b>7</b>	<b>8</b>	<b>9</b>	<b>10</b>
	1	1:59.04	1:49.76	1:52.79	1:52.75	1:52.83	1:54.24				



---

**97 David SEBER**

<b>Lap</b>	<b>1</b>	<b>2</b>	<b>3</b>	<b>4</b>	<b>5</b>	<b>6</b>	<b>7</b>	<b>8</b>	<b>9</b>	<b>10</b>
1	1:56.63	1:49.13	1:49.09	1:47.07	1:47.06	1:52.87				

# Lap Chart

## SCRATCH RACE FOR PRE-WAR CARS (VSCC SET 5) - RACE 7

Lap 1		Lap 2		Lap 3		Lap 4		Lap 5		Lap 6		Lap 7		Lap 8		Lap 9		Lap 10	
No	Time	No	Time	No	Time	No	Time	No	Time	No	Time	No	Time	No	Time	No	Time	No	Time
16	1:39.08	21	3:13.72	21	4:46.46	21	6:19.90	21	7:54.87	21	9:30.93								
21	1:39.76	16	3:14.61	17	5:00.35	71	6:22.41 *1	61	8:13.81 *1	53	9:31.81 *1								
17	1:42.92	17	3:21.75	16	5:06.87	17	6:38.21	17	8:17.22	52	9:34.95 *1								
55	1:48.57	55	3:31.36	55	5:15.07	55	6:59.10	71	8:29.66 *1	17	9:55.69								
51	1:52.74	51	3:39.00	51	5:25.68	16	7:10.82	55	8:45.59	61	10:13.92 *1								
48	1:53.69	48	3:40.17	33	5:27.04	51	7:10.96	51	8:54.61	55	10:29.24								
33	1:56.25	33	3:41.91	48	5:27.09	33	7:11.51	33	8:55.02	71	10:35.38 *1								
97	1:56.63	44	3:43.85	44	5:29.27	44	7:17.51	44	9:04.63	51	10:38.06								
44	1:58.15	97	3:45.76	97	5:34.85	97	7:21.92	97	9:08.98	33	10:39.21								
89	1:59.04	89	3:48.80	89	5:41.59	89	7:34.34	89	9:27.17	44	10:57.95								
53	2:02.73	52	3:55.22	53	5:49.17	52	7:41.90			97	11:01.85								
52	2:02.99	53	3:56.40	52	5:50.09	53	7:42.38			89	11:21.41								
61	2:10.93	61	4:11.61	61	6:12.81														
71	2:14.54	71	4:18.26																



## The Vintage Sports-Car Club

### RACE 8 – HAWTHORN INTERNATIONAL TROPHY RACE FOR 1950s SPORTS CARS

#### RESULT

Pl	No	Cl	Name	Car	Lap	Time	Behind	MPH	Best Lap on	MPH	Handicap
1	1	Po	Julian MAJZUB	Sadler Mk III	11	15:38.07		83.77	1:23.75	9	85.30
2	11	Po	Darren MCWHIRTER	Tojeiro Jaguar	11	15:59.15	21.08	81.92	1:23.48	9	85.57
3	3	Po	Tony BIANCHI	Farrellac Allard Sports	11	16:24.66	46.59	79.80	1:27.82	2	81.34
4	6	Pr	John URE	Cooper Bristol T24/25	11	16:40.87	1:02.80	78.51	1:29.60	10	79.73 15.27
5	110	Pr	Christopher MANN	Alfa Romeo Disco Volante	10	17:18.70	1 Lap	68.77	1:41.32	9	70.50 25.50
6	25	Pr	Nicolas ROSSI	Jaguar XK 120 C Type	9	16:02.33	2 Laps	66.81	1:44.27	2	68.51 23.90 *
7	35	Pr	Stuart DEAN	MG Dick Jacobs Special	9	16:11.69	2 Laps	66.16	1:44.27	9	68.51 33.26
<b>Not Classified</b>											
	88	Pr	Clive WILSON	Tojeiro Jap	4	7:52.08	DNF	60.53	1:55.20	3	62.01
<b>Fastest Laps</b>											
	6	Pr	John URE	Cooper Bristol T24/25					1:29.60	10	79.73
	11	Po	Darren MCWHIRTER	Tojeiro Jaguar					1:23.48	9	85.57

#### AWARDS

##### Race Winner, Winner of the Hawthorn International Trophy & First Post-1956 Car

1	Po	Julian MAJZUB	Sadler Mk III	
2 <sup>nd</sup>	11	Po	Darren MCWHIRTER	Tojeiro Jaguar
3 <sup>rd</sup>	3	Po	Tony BIANCHI	Farrellac Allard Sports

##### First Pre-1956 Car


6	Pr	John URE	Cooper Bristol T24/25
---	----	----------	-----------------------

##### First on Handicap

25	Pr	Nicolas ROSSI	Jaguar XK 120 C Type
----	----	---------------	----------------------




# RACE GRID



## HAWTHORN INTERNATIONAL TROPHY RACE

### RACE 8

ROW 6			
ROW 5	<b>25</b> 01:47.220 Nicolas ROSSI	<b>88</b> 01:58.540 Clive WILSON	
ROW 4		<b>35</b> 01:44.230 Stuart DEAN	<b>111</b> 01:44.860 Robert COBDEN
ROW 3	<b>8</b> 01:33.120 Anthony DITHERIDGE	<b>110</b> 01:42.320 Christopher MANN	
ROW 2		<b>6</b> 01:30.750 John URE	<b>3</b> 01:31.130 Tony BIANCHI
ROW 1	<b>1</b> 01:26.030 Julian MAJZUB	<b>11</b> 01:28.610 Darren MCWHIRTER	
<b>POLE</b>			
			

# HAWTHORN INTERNATIONAL TROPHY RACE

## LAP TIMES - RACE 8

---

**1 Julian MAJZUB**

Lap	1	2	3	4	5	6	7	8	9	10
1	1:34.24	1:24.06	1:25.16	1:23.78	1:23.97	1:25.57	1:24.19	1:24.12	1:23.75	1:24.92
11	1:24.31									

---

**3 Tony BIANCHI**

Lap	1	2	3	4	5	6	7	8	9	10
1	1:34.49	1:27.82	1:29.92	1:28.47	1:30.09	1:28.51	1:29.36	1:29.15	1:28.64	1:29.96
11	1:28.25									

---

**6 John URE**

Lap	1	2	3	4	5	6	7	8	9	10
1	1:39.72	1:30.53	1:30.09	1:29.82	1:30.23	1:30.60	1:30.77	1:29.75	1:29.64	1:29.60
11	1:30.12									

---

**11 Darren MCWHIRTER**

Lap	1	2	3	4	5	6	7	8	9	10
1	1:31.96	1:24.61	1:24.55	1:25.00	1:25.08	1:26.37	1:24.39	1:24.36	1:23.48	1:36.44
11	1:32.91									

---

**25 Nicolas ROSSI**

Lap	1	2	3	4	5	6	7	8	9	10
1	1:53.77	1:44.27	1:46.38	1:48.20	1:46.01	1:46.92	1:45.76	1:46.35	1:44.67	

---

**35 Stuart DEAN**

Lap	1	2	3	4	5	6	7	8	9	10
1	1:52.30	1:44.88	1:48.12	1:48.20	1:45.89	1:46.20	1:46.46	1:45.37	1:44.27	

---

**88 Clive WILSON**

Lap	1	2	3	4	5	6	7	8	9	10
1	2:04.85	1:55.41	1:55.20	1:56.62						

---

**110 Christopher MANN**

Lap	1	2	3	4	5	6	7	8	9	10
1	1:49.28	1:43.17	1:43.14	1:43.51	1:45.05	1:41.75	1:44.44	1:43.49	1:41.32	1:43.55

# Lap Chart

## HAWTHORN INTERNATIONAL TROPHY RACE - RACE 8

Lap 1		Lap 2		Lap 3		Lap 4		Lap 5		Lap 6		Lap 7		Lap 8		Lap 9		Lap 10	
No	Time	No	Time	No	Time	No	Time	No	Time	No	Time	No	Time	No	Time	No	Time	No	Time
11	1:31.96	11	2:56.57	11	4:21.12	11	5:46.12	11	7:11.20	1	8:36.78	1	10:00.97	1	11:25.09	1	12:48.84	1	14:13.76
1	1:34.24	1	2:58.30	1	4:23.46	1	5:47.24	1	7:11.21	11	8:37.57	11	10:01.96	11	11:26.32	11	12:49.80	35	14:17.42 *2
3	1:34.49	3	3:02.31	3	4:32.23	88	5:55.46 *1	25	7:12.62 *1	110	8:44.15 *1	110	10:25.90 *1	3	11:57.81	3	13:26.45	25	14:17.66 *2
6	1:39.72	6	3:10.25	6	4:40.34	3	6:00.70	35	7:13.50 *1	25	8:58.63 *1	3	10:28.66	110	12:10.34 *1	6	13:41.15	11	14:26.24
110	1:49.28	110	3:32.45	110	5:15.59	6	6:10.16	3	7:30.79	3	8:59.30	6	10:41.76	6	12:11.51	110	13:53.83 *1	3	14:56.41
35	1:52.30	35	3:37.18	25	5:24.42	110	6:59.10	6	7:40.39	35	8:59.39 *1	25	10:45.55 *1	25	12:31.31 *1			6	15:10.75
25	1:53.77	25	3:38.04	35	5:25.30			88	7:52.08 *1	6	9:10.99	35	10:45.59 *1	35	12:32.05 *1			110	15:35.15 *1
88	2:04.85	88	4:00.26																

# Lap Chart

## HAWTHORN INTERNATIONAL TROPHY RACE - RACE 8

Lap 11		Lap 12		Lap 13		Lap 14		Lap 15		Lap 16		Lap 17		Lap 18		Lap 19		Lap 20	
No	Time	No	Time	No	Time	No	Time	No	Time	No	Time	No	Time	No	Time	No	Time	No	Time
1	15:38.07																		
11	15:59.15																		
25	16:02.33 *2																		
35	16:11.69 *2																		
3	16:24.66																		
6	16:40.87																		
110	17:18.70 *1																		



## The Vintage Sports-Car Club

### RACE 9 – HISTORIC SEAMAN & FLOCKHART TROPHIES RACE FOR PRE-1961 RACING CARS (VSCC SET 2)

#### RESULT

Pl	No	Cl	Name	Car	Lap	Time	Behind	MPH	Best Lap on	MPH	Handicap
1	2	Po	Frederick HARPER	Kurtis Indy-Roadster	13	19:07.49		80.93	1:26.52	10	82.56
2	6	Po	John URE	Cooper Bristol T24/25	13	19:16.10	8.61	80.33	1:27.28	7	81.85
3	5	Pr	Nicholas TOPLISS	ERA R4A	13	19:18.86	11.37	80.13	1:27.51	3	81.63
4	4	Po	Tom DARK	Bugatti T73C	13	19:27.28	19.79	79.56	1:27.62	10	81.53 28.22
5	43	Po	Clive WILSON	Cooper T43	13	20:22.67	1:15.18	75.95	1:32.05	10	77.60 26.02
6	103	Po	David WENMAN	Cooper Bristol Mk I	12	19:13.22	1 Lap	74.33	1:33.97	6	76.02 25.58 *
7	24	Po	Niall DYER	Maserati 250F	12	19:24.91	1 Lap	73.59	1:33.26	11	76.60 45.79
8	27	Po	Julian WILTON	Cooper Bristol Mk li T23	12	19:36.58	1 Lap	72.86	1:35.42	5	74.86 31.54
<b>Not Classified</b>											
	21	Pr	Eddie GIBBS	Frazer Nash SS Racer	11	17:15.97	DNF	75.85	1:32.39	5	77.32
	17	Pr	Tim GREENHILL	Wolseley Hornet Special	8	14:03.78	DNF	67.73	1:35.02	5	75.18
	18	Inv	Anthony DITHERIDGE	Cooper T45	5	9:42.69	DNF	61.30	1:34.68	2	75.45
	33	Pr	Tom MCWHIRTER	Jaguar SS 100	2	3:37.23	DNF	65.77	1:46.81	2	66.88
<b>Fastest Laps</b>											
	5	Pr	Nicholas TOPLISS	ERA R4A					1:27.51	3	81.63
	2	Po	Frederick HARPER	Kurtis Indy-Roadster					1:26.52	10	82.56

#### AWARDS

##### Race Winner & Winner of the Flockhart Trophy

	2	Po	Frederick HARPER	Kurtis Indy-Roadster	
2 <sup>nd</sup>	6	Po	John URE	Cooper Bristol T24/25	(& First Post-war F2 Car)

##### 3<sup>rd</sup> Place & Winner of the Historic Seaman Trophy

	5	Pr	Nicholas TOPLISS	ERA R4A
--	---	----	------------------	---------


##### First on Handicap

	103	Po	David WENMAN	Cooper Bristol Mk I
--	-----	----	--------------	---------------------





# RACE GRID



## HISTORIC SEAMAN & FLOCKHART TROPHIES RACE

### RACE 9

ROW 8



ROW 7

**33** 01:52.900  
Tom MCWHIRTER



ROW 6

**103** 01:37.510  
David WENMAN

**24** 01:44.030  
Niall DYER

ROW 5

**27** 01:37.090  
Julian WILTON

**17** 01:37.290  
Tim GREENHILL

ROW 4

**43** 01:33.440  
Clive WILSON

**21** 01:33.680  
Eddie GIBBS

ROW 3

**6** 01:30.750  
John URE

**91** 01:30.750  
David MORRIS

ROW 2

**5** 01:29.960  
Nicholas TOPLISS

**4** 01:29.980  
Tom DARK

ROW 1

**2** 01:27.630  
Frederick HARPER

**18** 01:29.120  
Anthony DITHERIDGE

POLE



# HISTORIC SEAMAN & FLOCKHART TROPHIES RACE

## LAP TIMES - RACE 9

<b>2</b>	<b>Frederick HARPER</b>									
<b>Lap</b>	<b>1</b>	<b>2</b>	<b>3</b>	<b>4</b>	<b>5</b>	<b>6</b>	<b>7</b>	<b>8</b>	<b>9</b>	<b>10</b>
1	1:34.62	1:27.95	1:27.64	1:26.54	1:28.31	1:28.20	1:28.02	1:27.78	1:27.29	1:26.52
11	1:28.37	1:27.61	1:28.64							
<b>4</b>	<b>Tom DARK</b>									
<b>Lap</b>	<b>1</b>	<b>2</b>	<b>3</b>	<b>4</b>	<b>5</b>	<b>6</b>	<b>7</b>	<b>8</b>	<b>9</b>	<b>10</b>
1	1:36.78	1:28.32	1:32.91	1:31.36	1:28.94	1:28.34	1:28.07	1:28.01	1:27.98	1:27.62
11	1:28.88	1:29.37	1:30.70							
<b>5</b>	<b>Nicholas TOPLISS</b>									
<b>Lap</b>	<b>1</b>	<b>2</b>	<b>3</b>	<b>4</b>	<b>5</b>	<b>6</b>	<b>7</b>	<b>8</b>	<b>9</b>	<b>10</b>
1	1:35.69	1:27.98	1:27.51	1:28.61	1:28.59	1:29.72	1:27.97	1:28.76	1:28.45	1:28.76
11	1:28.62	1:28.30	1:29.90							
<b>6</b>	<b>John URE</b>									
<b>Lap</b>	<b>1</b>	<b>2</b>	<b>3</b>	<b>4</b>	<b>5</b>	<b>6</b>	<b>7</b>	<b>8</b>	<b>9</b>	<b>10</b>
1	1:37.19	1:28.43	1:27.84	1:27.48	1:28.34	1:28.48	1:27.28	1:27.44	1:28.54	1:28.48
11	1:30.07	1:27.82	1:28.71							
<b>17</b>	<b>Tim GREENHILL</b>									
<b>Lap</b>	<b>1</b>	<b>2</b>	<b>3</b>	<b>4</b>	<b>5</b>	<b>6</b>	<b>7</b>	<b>8</b>	<b>9</b>	<b>10</b>
1	1:47.06	1:37.34	1:36.61	1:36.39	1:35.02	1:35.45	1:36.81	2:39.10		
<b>18</b>	<b>Anthony DITHERIDGE</b>									
<b>Lap</b>	<b>1</b>	<b>2</b>	<b>3</b>	<b>4</b>	<b>5</b>	<b>6</b>	<b>7</b>	<b>8</b>	<b>9</b>	<b>10</b>
1	1:39.43	1:34.68	1:37.26	1:38.22	3:13.10					
<b>21</b>	<b>Eddie GIBBS</b>									
<b>Lap</b>	<b>1</b>	<b>2</b>	<b>3</b>	<b>4</b>	<b>5</b>	<b>6</b>	<b>7</b>	<b>8</b>	<b>9</b>	<b>10</b>
1	1:41.27	1:34.22	1:36.29	1:34.00	1:32.39	1:33.04	1:33.50	1:32.98	1:32.64	1:32.83
11	1:32.81									
<b>24</b>	<b>Niall DYER</b>									
<b>Lap</b>	<b>1</b>	<b>2</b>	<b>3</b>	<b>4</b>	<b>5</b>	<b>6</b>	<b>7</b>	<b>8</b>	<b>9</b>	<b>10</b>
1	1:52.39	1:37.47	1:36.58	1:36.21	1:36.58	1:36.76	1:34.93	1:33.70	1:35.68	1:34.81
11	1:33.26	1:36.54								
<b>27</b>	<b>Julian WILTON</b>									
<b>Lap</b>	<b>1</b>	<b>2</b>	<b>3</b>	<b>4</b>	<b>5</b>	<b>6</b>	<b>7</b>	<b>8</b>	<b>9</b>	<b>10</b>
1	1:46.15	1:37.15	1:36.84	1:36.13	1:35.42	1:35.59	1:36.21	1:38.21	1:38.50	1:40.31
11	1:39.03	1:37.04								
<b>33</b>	<b>Tom MCWHIRTER</b>									
<b>Lap</b>	<b>1</b>	<b>2</b>	<b>3</b>	<b>4</b>	<b>5</b>	<b>6</b>	<b>7</b>	<b>8</b>	<b>9</b>	<b>10</b>
1	1:50.42	1:46.81								
<b>43</b>	<b>Clive WILSON</b>									
<b>Lap</b>	<b>1</b>	<b>2</b>	<b>3</b>	<b>4</b>	<b>5</b>	<b>6</b>	<b>7</b>	<b>8</b>	<b>9</b>	<b>10</b>
1	1:42.99	1:33.01	1:35.47	1:32.58	1:32.30	1:33.40	1:33.25	1:32.16	1:32.68	1:32.05

11 1:32.43 1:34.92 1:35.43

---

**103 David WENMAN**

<b>Lap</b>	<b>1</b>	<b>2</b>	<b>3</b>	<b>4</b>	<b>5</b>	<b>6</b>	<b>7</b>	<b>8</b>	<b>9</b>	<b>10</b>
1	1:43.16	1:35.25	1:34.31	1:36.99	1:37.19	1:33.97	1:34.69	1:34.25	1:36.35	1:35.95
11	1:36.89	1:34.22								

# Lap Chart

## HISTORIC SEAMAN & FLOCKHART TROPHIES RACE - RACE 9

Lap 1		Lap 2		Lap 3		Lap 4		Lap 5		Lap 6		Lap 7		Lap 8		Lap 9		Lap 10	
No	Time	No	Time	No	Time	No	Time	No	Time	No	Time	No	Time	No	Time	No	Time	No	Time
2	1:34.62	2	3:02.57	2	4:30.21	2	5:56.75	2	7:25.06	2	8:53.26	2	10:21.28	2	11:49.06	2	13:16.35	2	14:42.87
5	1:35.69	5	3:03.67	5	4:31.18	5	5:59.79	5	7:28.38	6	8:57.76	6	10:25.04	6	11:52.48	6	13:21.02	6	14:49.50
4	1:36.78	4	3:05.10	6	4:33.46	6	6:00.94	6	7:29.28	5	8:58.10	5	10:26.07	5	11:54.83	5	13:23.28	5	14:52.04
6	1:37.19	6	3:05.62	4	4:38.01	4	6:09.37	4	7:38.31	4	9:06.65	4	10:34.72	4	12:02.73	4	13:30.71	4	14:58.33
18	1:39.43	18	3:14.11	18	4:51.37	43	6:24.05	43	7:56.35	43	9:29.75	43	11:03.00	43	12:35.16	17	14:03.78 *1	43	15:39.89
21	1:41.27	21	3:15.49	43	4:51.47	21	6:25.78	21	7:58.17	21	9:31.21	21	11:04.71	21	12:37.69	43	14:07.84	21	15:43.16
43	1:42.99	43	3:16.00	21	4:51.78	18	6:29.59	103	8:06.90	103	9:40.87	103	11:15.56	103	12:49.81	21	14:10.33	103	16:02.11
103	1:43.16	103	3:18.41	103	4:52.72	103	6:29.71	27	8:11.69	18	9:42.69 *1	27	11:23.49	27	13:01.70	103	14:26.16		
27	1:46.15	27	3:23.30	27	5:00.14	27	6:36.27	17	8:12.42	27	9:47.28	17	11:24.68	24	13:04.62	27	14:40.20		
17	1:47.06	17	3:24.40	17	5:01.01	17	6:37.40	24	8:19.23	17	9:47.87	24	11:30.92			24	14:40.30		
33	1:50.42	24	3:29.86	24	5:06.44	24	6:42.65			24	9:55.99								
24	1:52.39	33	3:37.23																

# Lap Chart

## HISTORIC SEAMAN & FLOCKHART TROPHIES RACE - RACE 9

Lap 11		Lap 12		Lap 13		Lap 14		Lap 15		Lap 16		Lap 17		Lap 18		Lap 19		Lap 20	
No	Time	No	Time	No	Time	No	Time	No	Time	No	Time	No	Time	No	Time	No	Time	No	Time
2	16:11.24	2	17:38.85	2	19:07.49														
24	16:15.11 *1	103	17:39.00 *1	103	19:13.22 *1														
6	16:19.57	6	17:47.39	6	19:16.10														
27	16:20.51 *1	24	17:48.37 *1	5	19:18.86														
5	16:20.66	5	17:48.96	24	19:24.91 *1														
4	16:27.21	4	17:56.58	4	19:27.28														
43	17:12.32	27	17:59.54 *1	27	19:36.58 *1														
21	17:15.97	43	18:47.24	43	20:22.67														



## The Vintage Sports-Car Club

### RACE 10 – DONINGTON MUG RACE FOR SPECIAL PRE-WAR SPORTS-CARS (VSCC SET 4) INCORPORATING SCRATCH RACE FOR PRE-WAR CARS

#### RESULT

Pl	No	Cl	Name	Car	Lap	Time	Behind	MPH	Best Lap on	MPH	Handicap
1	29		Dougal CAWLEY	GN/Ford Piglet	7	12:01.00		69.35	1:41.35	3	70.48
2	41		Alex PEACOP	Frazer Nash AC	7	12:43.43	42.43	65.50	1:45.94	2	67.43
3	87		Mark GROVES	Frazer Nash TT Rep	7	12:52.05	51.05	64.77	1:48.93	5	65.58
4	36		David PRYKE	Riley 12/4 TT Sprite Rep	7	12:55.67	54.67	64.47	1:41.58	5	70.32 64.61
5	139		Stuart MORLEY	Bentley 3/4½ Litre	7	12:56.89	55.89	64.36	1:48.43	7	65.88 17.88
6	56		Malcolm UNDERWOOD	Delahaye 135	7	13:00.95	59.95	64.03	1:49.63	6	65.16 13.54
7	64		Duncan POTTER	MG Montlhery Midget	7	13:33.74	1:32.74	61.45	1:53.73	7	62.81 17.63
8	70		Andrew CROYS DILL	Riley 12/4	6	12:26.78	1 Lap	57.39	2:02.36	6	58.38 12.62 *
9	76		Stephen WALLEY	Alvis Firebird	6	13:51.57	1 Lap	51.54	2:13.82	6	53.38 28.65
10	77		Ian FYFE	Alvis 12/70 Special	6	14:43.38	1 Lap	48.52	2:18.48	4	51.58 52.50

**Fastest Lap**

29	Dougal CAWLEY	GN/Ford Piglet	1:41.35	3	70.48
----	---------------	----------------	---------	---	-------

#### AWARDS

##### Race Winner, Winner of the Donington Mug, First Vintage Car & 1<sup>st</sup> Car over 3000cc

29	Dougal CAWLEY	GN/Ford Piglet	
2 <sup>nd</sup>	41	Alex PEACOP	Frazer Nash AC
3 <sup>rd</sup>	87	Mark GROVES	Frazer Nash TT Rep

(& 1<sup>st</sup> Car 1101-2000cc & 2<sup>nd</sup> Vintage Car)

##### Other Capacity Class Winners


64	Duncan POTTER	MG Montlhery Midget	(1 <sup>st</sup> Car up to 1100cc)
----	---------------	---------------------	------------------------------------

##### Other Vintage Cars


3 <sup>rd</sup>	139	Stuart MORLEY	Bentley 3/4½ Litre
-----------------	-----	---------------	--------------------

##### First on Handicap

70	Andrew CROYS DILL	Riley 12/4
----	-------------------	------------




# RACE GRID



## DONINGTON MUG TROPHY RACE

### RACE 10

ROW 6	<b>77</b> 02:13.290 Ian FYFE	<b>76</b> 02:14.370 Stephen WALLEY
ROW 5	<b>64</b> 01:57.260 Duncan POTTER	<b>70</b> 02:02.800 Andrew CROYSDILL
ROW 4	<b>56</b> 01:50.670 Malcolm UNDERWOOD	<b>139</b> 01:52.110 Stuart MORLEY
ROW 3	<b>41</b> 01:46.240 Alex PEACOP	<b>87</b> 01:49.750 Mark GROVES
ROW 2	<b>48</b> 01:45.970 Richard ILIFFE	<b>55</b> 01:46.030 Niklas HALUSA
ROW 1	<b>29</b> 01:41.530 Dougal CAWLEY	<b>36</b> 01:42.240 David PRYKE
<b>POLE</b>		



# DONINGTON MUG TROPHY RACE

## LAP TIMES - RACE 10

---

**29 Dougal CAWLEY**

Lap	1	2	3	4	5	6	7	8	9	10
1	1:48.46	1:42.71	1:41.35	1:41.41	1:41.44	1:42.64	1:42.99			

---

**36 David PRYKE**

Lap	1	2	3	4	5	6	7	8	9	10
1	1:48.62	1:42.63	1:42.54	1:41.73	1:41.58	1:42.73	2:35.84			

---

**41 Alex PEACOP**

Lap	1	2	3	4	5	6	7	8	9	10
1	1:53.56	1:45.94	1:45.96	1:47.20	1:50.14	1:50.56	1:50.07			

---

**56 Malcolm UNDERWOOD**

Lap	1	2	3	4	5	6	7	8	9	10
1	1:57.64	1:49.71	1:51.31	1:51.11	1:51.49	1:49.63	1:50.06			

---

**64 Duncan POTTER**

Lap	1	2	3	4	5	6	7	8	9	10
1	2:04.92	1:54.89	1:55.87	1:54.48	1:55.28	1:54.57	1:53.73			

---

**70 Andrew CROYSBILL**

Lap	1	2	3	4	5	6	7	8	9	10
1	2:10.01	2:03.27	2:04.12	2:04.29	2:02.73	2:02.36				

---

**76 Stephen WALLEY**

Lap	1	2	3	4	5	6	7	8	9	10
1	2:29.79	2:17.09	2:18.68	2:15.74	2:16.45	2:13.82				

---

**77 Ian FYFE**

Lap	1	2	3	4	5	6	7	8	9	10
1	2:38.76	2:19.63	2:20.66	2:18.48	2:19.73	2:46.12				

---

**87 Mark GROVES**

Lap	1	2	3	4	5	6	7	8	9	10
1	1:55.21	1:50.09	1:49.36	1:49.23	1:48.93	1:49.88	1:49.35			

---

**139 Stuart MORLEY**

Lap	1	2	3	4	5	6	7	8	9	10
1	1:59.23	1:51.32	1:48.84	1:50.82	1:48.74	1:49.51	1:48.43			



# Lap Chart

## DONINGTON MUG TROPHY RACE - RACE 10

Lap 1		Lap 2		Lap 3		Lap 4		Lap 5		Lap 6		Lap 7		Lap 8		Lap 9		Lap 10		
No	Time	No	Time	No	Time	No	Time	No	Time	No	Time	No	Time	No	Time	No	Time	No	Time	
29	1:48.46	29	3:31.17	29	5:12.52	29	6:53.93	29	8:35.37	29	10:18.01	29	12:01.00							
36	1:48.62	36	3:31.25	36	5:13.79	36	6:55.52	36	8:37.10	36	10:19.83	70	12:26.78 *1							
41	1:53.56	41	3:39.50	41	5:25.46	76	7:05.56 *1	41	9:02.80	70	10:24.42 *1	41	12:43.43							
87	1:55.21	87	3:45.30	87	5:34.66	41	7:12.66	87	9:12.82	41	10:53.36	87	12:52.05							
56	1:57.64	56	3:47.35	56	5:38.66	77	7:19.05 *1	139	9:18.95	87	11:02.70	36	12:55.67							
139	1:59.23	139	3:50.55	139	5:39.39	87	7:23.89	56	9:21.26	139	11:08.46	139	12:56.89							
64	2:04.92	64	3:59.81	64	5:55.68	56	7:29.77	76	9:21.30 *1	56	11:10.89	56	13:00.95							
70	2:10.01	70	4:13.28	70	6:17.40	139	7:30.21	77	9:37.53 *1	76	11:37.75 *1	64	13:33.74							
76	2:29.79	76	4:46.88			64	7:50.16	64	9:45.44	64	11:40.01	76	13:51.57 *1							
77	2:38.76	77	4:58.39			70	8:21.69			77	11:57.26 *1	77	14:43.38 *1							