



THE VINTAGE SPORTS-CAR CLUB

# THE SHUTTLEWORTH & NUFFIELD TROPHIES RACE MEETING

Bonhams



ST. JAMES'S PLACE  
WEALTH MANAGEMENT

CADWELL PARK

SUNDAY 24 JULY 2016

**HAGERTY.**  
CLASSIC CAR INSURANCE

## RESULTS

THE VINTAGE SPORTS-CAR CLUB PRESENTS

2016 SEASON

# THE SHUTTLEWORTH & NUFFIELD TROPHIES

RACE MEETING

CADWELL PARK  
SUNDAY 24 JULY

VSCC 40 YEARS CADWELL 1976-2016

RESULTS BY



HS Sports Ltd Kinetic House,  
Varey Road, Congleton,  
Cheshire CW121UW  
Tel. +44 (0)1260 275708  
Fax +44 (0)1260 295625  
[www.hssports.co.uk](http://www.hssports.co.uk)



# The Vintage Sports-Car Club

## TIMED PRACTICE

### PROVISIONAL RESULT - SESSION 1

PI	No	CI Name	Car	Laps	Time on Lap	Behind	MPH
1	2	Justin MAEERS	GN Parker	5	1:56.24	4	67.74
2	49	Sue DARBYSHIRE	Morgan Super Aero	7	1:57.04	7	00.80
3	13	Duncan PITTAWAY	Bugatti T35	7	1:59.67	7	03.43
4	12	Tony LEES	AC/GN Cognac	4	2:00.38	3	04.14
5	5	Tom WALKER	Amilcar-Hispano Special	3	2:02.57	2	06.33
6	9	Chris HUDSON	Bugatti T35B	3	2:03.08	2	06.84
7	54	Mike PRESTON	Bugatti T35B	7	2:03.17	7	06.93
8	50	Robert CARR	AC/GN Special	3	2:04.65	2	08.41
9	196	Tim KNELLER	Riley Brooklands	7	2:08.62	7	12.38
10	18	James RICKETTS	Riley 9 Monoposto	7	2:12.10	5	15.86
11	197	John SEBER	Wolseley Hornet Special	7	2:13.09	4	16.85
12	59	Alex PEACOP	Frazer Nash AC	1	2:13.10	1	16.86
13	60	Bo WILLIAMS	Bugatti Type 35B	4	2:13.97	4	17.73
14	46	Philip BEWLEY	Bugatti T35	6	2:16.39	4	20.15
15	84	Dennis BINGHAM	Riley Falcon Special	6	2:18.69	4	22.45
16	76	Simon KELLEWAY	Riley Sprite 12/4	4	2:19.02	3	22.78
17	109	Douglas MARTIN	Hillegass Sprint Car	5	2:19.94	4	23.70
18	113	William COLLEDGE	Wolseley Hornet Special	2	2:44.43	2	48.19
19	107	Barry BAXTER	Wolseley Hornet Special	2	2:44.79	2	48.55

#### Not-Seen

72	Peter BUTLER	Bentley 3/4 1/2 Litre
8	Stephen SHOOSMITH	Bugatti T51

Start Time : 09:02

Cadwell Park

24 Jul 16 09:21

Clerk of Course:

Time Issued:

Chief Timekeeper:

THESE RESULTS ARE PROVISIONAL UNTIL THE CONCLUSION OF ANY JUDICIAL AND TECHNICAL MATTERS

HS Sports Timing and Results Systems - Results and Lap Times at [www.hssports.co.uk](http://www.hssports.co.uk)

# TIMED PRACTICE

## LAP TIMES - SESSION 1

<b>2</b>	<b>Justin MAEERS</b>										
	<b>Lap</b>	<b>1</b>	<b>2</b>	<b>3</b>	<b>4</b>	<b>5</b>	<b>6</b>	<b>7</b>	<b>8</b>	<b>9</b>	<b>10</b>
	1	2:03.28	2:03.39	2:03.37	1:56.24	1:58.59					
<b>5</b>	<b>Tom WALKER</b>										
	<b>Lap</b>	<b>1</b>	<b>2</b>	<b>3</b>	<b>4</b>	<b>5</b>	<b>6</b>	<b>7</b>	<b>8</b>	<b>9</b>	<b>10</b>
	1	2:04.18	2:02.57	2:15.49							
<b>9</b>	<b>Chris HUDSON</b>										
	<b>Lap</b>	<b>1</b>	<b>2</b>	<b>3</b>	<b>4</b>	<b>5</b>	<b>6</b>	<b>7</b>	<b>8</b>	<b>9</b>	<b>10</b>
	1	2:09.31	2:03.08	2:05.03							
<b>12</b>	<b>Tony LEES</b>										
	<b>Lap</b>	<b>1</b>	<b>2</b>	<b>3</b>	<b>4</b>	<b>5</b>	<b>6</b>	<b>7</b>	<b>8</b>	<b>9</b>	<b>10</b>
	1	2:05.60	2:00.52	2:00.38	2:01.07						
<b>13</b>	<b>Duncan PITTAWAY</b>										
	<b>Lap</b>	<b>1</b>	<b>2</b>	<b>3</b>	<b>4</b>	<b>5</b>	<b>6</b>	<b>7</b>	<b>8</b>	<b>9</b>	<b>10</b>
	1	2:12.29	2:02.47	2:03.12	2:04.51	2:01.25	2:03.30	1:59.67			
<b>18</b>	<b>James RICKETTS</b>										
	<b>Lap</b>	<b>1</b>	<b>2</b>	<b>3</b>	<b>4</b>	<b>5</b>	<b>6</b>	<b>7</b>	<b>8</b>	<b>9</b>	<b>10</b>
	1	2:19.05	2:23.87	2:17.61	2:16.68	2:12.10	2:12.38	2:13.12			
<b>46</b>	<b>Philip BEWLEY</b>										
	<b>Lap</b>	<b>1</b>	<b>2</b>	<b>3</b>	<b>4</b>	<b>5</b>	<b>6</b>	<b>7</b>	<b>8</b>	<b>9</b>	<b>10</b>
	1	2:33.26	2:27.71	2:19.53	2:16.39	2:18.16	2:19.34				
<b>49</b>	<b>Sue DARBYSIRE</b>										
	<b>Lap</b>	<b>1</b>	<b>2</b>	<b>3</b>	<b>4</b>	<b>5</b>	<b>6</b>	<b>7</b>	<b>8</b>	<b>9</b>	<b>10</b>
	1	2:04.86	2:00.35	2:07.60	1:59.19	2:01.15	1:57.96	1:57.04			
<b>50</b>	<b>Robert CARR</b>										
	<b>Lap</b>	<b>1</b>	<b>2</b>	<b>3</b>	<b>4</b>	<b>5</b>	<b>6</b>	<b>7</b>	<b>8</b>	<b>9</b>	<b>10</b>
	1	2:08.97	2:04.65	2:05.13							
<b>54</b>	<b>Mike PRESTON</b>										
	<b>Lap</b>	<b>1</b>	<b>2</b>	<b>3</b>	<b>4</b>	<b>5</b>	<b>6</b>	<b>7</b>	<b>8</b>	<b>9</b>	<b>10</b>
	1	2:10.44	2:05.24	2:11.36	2:08.78	2:05.11	2:05.22	2:03.17			
<b>59</b>	<b>Alex PEACOP</b>										
	<b>Lap</b>	<b>1</b>	<b>2</b>	<b>3</b>	<b>4</b>	<b>5</b>	<b>6</b>	<b>7</b>	<b>8</b>	<b>9</b>	<b>10</b>
	1	2:13.10									
<b>60</b>	<b>Bo WILLIAMS</b>										
	<b>Lap</b>	<b>1</b>	<b>2</b>	<b>3</b>	<b>4</b>	<b>5</b>	<b>6</b>	<b>7</b>	<b>8</b>	<b>9</b>	<b>10</b>
	1	7:53.53	2:19.62	2:17.17	2:13.97						
<b>76</b>	<b>Simon KELLEWAY</b>										
	<b>Lap</b>	<b>1</b>	<b>2</b>	<b>3</b>	<b>4</b>	<b>5</b>	<b>6</b>	<b>7</b>	<b>8</b>	<b>9</b>	<b>10</b>
	1	2:21.31	2:19.41	2:19.02	2:19.17						

<b>84</b>	<b>Dennis BINGHAM</b>									
<b>Lap</b>	<b>1</b>	<b>2</b>	<b>3</b>	<b>4</b>	<b>5</b>	<b>6</b>	<b>7</b>	<b>8</b>	<b>9</b>	<b>10</b>
1	2:26.06	2:18.96	2:22.52	2:18.69	2:19.44	2:25.16				
<b>107</b>	<b>Barry BAXTER</b>									
<b>Lap</b>	<b>1</b>	<b>2</b>	<b>3</b>	<b>4</b>	<b>5</b>	<b>6</b>	<b>7</b>	<b>8</b>	<b>9</b>	<b>10</b>
1	3:02.45	2:44.79								
<b>109</b>	<b>Douglas MARTIN</b>									
<b>Lap</b>	<b>1</b>	<b>2</b>	<b>3</b>	<b>4</b>	<b>5</b>	<b>6</b>	<b>7</b>	<b>8</b>	<b>9</b>	<b>10</b>
1	2:36.54	2:25.43	2:21.77	2:19.94	2:20.30					
<b>113</b>	<b>William COLLEDGE</b>									
<b>Lap</b>	<b>1</b>	<b>2</b>	<b>3</b>	<b>4</b>	<b>5</b>	<b>6</b>	<b>7</b>	<b>8</b>	<b>9</b>	<b>10</b>
1	2:51.64	2:44.43								
<b>196</b>	<b>Tim KNELLER</b>									
<b>Lap</b>	<b>1</b>	<b>2</b>	<b>3</b>	<b>4</b>	<b>5</b>	<b>6</b>	<b>7</b>	<b>8</b>	<b>9</b>	<b>10</b>
1	2:21.87	2:16.07	2:14.71	2:11.06	2:10.37	2:10.40	2:08.62			
<b>197</b>	<b>John SEBER</b>									
<b>Lap</b>	<b>1</b>	<b>2</b>	<b>3</b>	<b>4</b>	<b>5</b>	<b>6</b>	<b>7</b>	<b>8</b>	<b>9</b>	<b>10</b>
1	2:18.73	2:13.53	2:18.23	2:13.09	2:14.04	2:15.74	2:13.52			



# The Vintage Sports-Car Club

## TIMED PRACTICE

### PROVISIONAL RESULT - SESSION 2

PI	No	CI Name	Car	Laps	Time on Lap	Behind	MPH
1	45	Mark GILLIES	ERA R3A	6	1:49.61	6	71.84
2	4	Nicholas TOPLISS	ERA R4A	7	1:50.73	7 01.12	71.11
3	1	Frederick HARPER	Kurtis Indy-Roadster	6	1:50.76	6 01.15	71.09
4	21	Eddie GIBBS	Frazer Nash SS Racer	7	1:52.20	4 02.59	70.18
5	47	Hamish BIBBY	Unk Unk	6	1:54.95	6 05.34	68.50
6	34	Bill TUER	Unk Unk	6	1:56.56	4 06.95	67.56
7	29	Christian PEDERSEN	Austin 7 Special	6	2:01.59	5 11.98	64.76
8	56	Julian WILTON	ERA R7B	6	2:02.22	6 12.61	64.43
9	58	Simon STOKES	Riley Treen	6	2:02.34	6 12.73	64.36
10	98	Rodney SEBER	Wolseley Hornet Special	3	2:07.53	3 17.92	61.74
11	11	Thomas HARDMAN	MG Bellevue Special	6	2:08.13	5 18.52	61.46

Car 7 - Did not complete one timed lap

Start Time : 09:28

Cadwell Park

24 Jul 16 09:52

Clerk of Course:

Time Issued:

Chief Timekeeper:

THESE RESULTS ARE PROVISIONAL UNTIL THE CONCLUSION OF ANY JUDICIAL AND TECHNICAL MATTERS

HS Sports Timing and Results Systems - Results and Lap Times at [www.hssports.co.uk](http://www.hssports.co.uk)

# TIMED PRACTICE

## LAP TIMES - SESSION 2

---

<b>1</b>	<b>Frederick HARPER</b>									
<b>Lap</b>	<b>1</b>	<b>2</b>	<b>3</b>	<b>4</b>	<b>5</b>	<b>6</b>	<b>7</b>	<b>8</b>	<b>9</b>	<b>10</b>
1	2:07.42	10:00.35	1:51.78	1:53.74	1:50.92	1:50.76				

---

<b>4</b>	<b>Nicholas TOPLISS</b>									
<b>Lap</b>	<b>1</b>	<b>2</b>	<b>3</b>	<b>4</b>	<b>5</b>	<b>6</b>	<b>7</b>	<b>8</b>	<b>9</b>	<b>10</b>
1	2:11.01	9:28.26	2:03.11	1:51.94	1:51.86	1:51.21	1:50.73			

---

<b>11</b>	<b>Thomas HARDMAN</b>									
<b>Lap</b>	<b>1</b>	<b>2</b>	<b>3</b>	<b>4</b>	<b>5</b>	<b>6</b>	<b>7</b>	<b>8</b>	<b>9</b>	<b>10</b>
1	2:23.62	9:18.73	2:19.68	2:11.38	2:08.13	2:09.10				

---

<b>21</b>	<b>Eddie GIBBS</b>									
<b>Lap</b>	<b>1</b>	<b>2</b>	<b>3</b>	<b>4</b>	<b>5</b>	<b>6</b>	<b>7</b>	<b>8</b>	<b>9</b>	<b>10</b>
1	2:04.88	9:18.90	2:18.21	1:52.20	1:53.29	1:52.53	1:53.24			

---

<b>29</b>	<b>Christian PEDERSEN</b>									
<b>Lap</b>	<b>1</b>	<b>2</b>	<b>3</b>	<b>4</b>	<b>5</b>	<b>6</b>	<b>7</b>	<b>8</b>	<b>9</b>	<b>10</b>
1	2:18.27	9:14.85	2:12.43	2:08.00	2:01.59	2:07.12				

---

<b>34</b>	<b>Bill TUER</b>									
<b>Lap</b>	<b>1</b>	<b>2</b>	<b>3</b>	<b>4</b>	<b>5</b>	<b>6</b>	<b>7</b>	<b>8</b>	<b>9</b>	<b>10</b>
1	1:58.57	9:12.76	2:01.67	1:56.56	1:57.18	1:59.18				

---

<b>45</b>	<b>Mark GILLIES</b>									
<b>Lap</b>	<b>1</b>	<b>2</b>	<b>3</b>	<b>4</b>	<b>5</b>	<b>6</b>	<b>7</b>	<b>8</b>	<b>9</b>	<b>10</b>
1	2:03.38	9:13.08	2:03.81	1:49.66	1:58.82	1:49.61				

---

<b>47</b>	<b>Hamish BIBBY</b>									
<b>Lap</b>	<b>1</b>	<b>2</b>	<b>3</b>	<b>4</b>	<b>5</b>	<b>6</b>	<b>7</b>	<b>8</b>	<b>9</b>	<b>10</b>
1	2:06.76	9:19.91	2:07.08	1:57.10	2:00.25	1:54.95				

---

<b>56</b>	<b>Julian WILTON</b>									
<b>Lap</b>	<b>1</b>	<b>2</b>	<b>3</b>	<b>4</b>	<b>5</b>	<b>6</b>	<b>7</b>	<b>8</b>	<b>9</b>	<b>10</b>
1	2:11.23	9:22.21	2:15.37	2:05.57	2:03.80	2:02.22				

---

<b>58</b>	<b>Simon STOKES</b>									
<b>Lap</b>	<b>1</b>	<b>2</b>	<b>3</b>	<b>4</b>	<b>5</b>	<b>6</b>	<b>7</b>	<b>8</b>	<b>9</b>	<b>10</b>
1	2:13.89	9:23.20	2:11.89	2:07.46	2:07.71	2:02.34				

---

<b>98</b>	<b>Rodney SEBER</b>									
<b>Lap</b>	<b>1</b>	<b>2</b>	<b>3</b>	<b>4</b>	<b>5</b>	<b>6</b>	<b>7</b>	<b>8</b>	<b>9</b>	<b>10</b>
1	2:09.55	9:28.18	2:07.53							

---



# The Vintage Sports-Car Club

## TIMED PRACTICE

### PROVISIONAL RESULT - SESSION 3

PI	No	CI	Name	Car	Laps	Time on Lap	Behind	MPH
1	3		Jonathan COBB	Frazer Nash Ford	2	1:59.04	2	66.15
2	52		Dougal CAWLEY	GN/Ford Piglet	5	2:02.18	3 03.14	64.45
3	61		Ewen GETLEY	Bentley 3/4 1/2 Litre	5	2:02.37	3 03.33	64.35
4	191		Jeremy BREWSTER	Frazer Nash Geoghegan S	5	2:02.84	3 03.80	64.10
5	19		Mark BRETT	Ballamy-Ford (LMB) V8 Sp	4	2:03.44	4 04.40	63.79
6	63		Mark GILLIES	Aston Martin Speed Model	4	2:03.58	4 04.54	63.72
7	62		Michael JAMES	Riley 12/4 TT Sprite Rep	5	2:04.00	4 04.96	63.50
8	10		Richard ILIFFE	Riley Kestrel 12/4 Spl	5	2:07.01	4 07.97	62.00
9	27		Geoff TOMS	Fiat 508S	4	2:13.97	4 14.93	58.78
10	70		Jeffrey EDWARDS	Alvis Sports Special	5	2:14.58	4 15.54	58.51
11	23		Christopher BATTY	Frazer Nash Super Sports	5	2:14.70	3 15.66	58.46
12	26		Steven SMITH	Hotchkiss AM80	5	2:16.88	4 17.84	57.53
13	83		Chris JACKSON	Alvis Firefly Special	4	2:18.50	3 19.46	56.85
14	36		James WHITMORE	Riley 12/4 Special	5	2:19.67	5 20.63	56.38
15	82		David LEWIS	Alvis Firebird/Speed 25	5	2:19.68	4 20.64	56.37
16	33		Michael NEW	Riley 12/4	5	2:21.93	4 22.89	55.48
17	73		David DANIELS	Riley Grebe Replica	5	2:22.40	2 23.36	55.30
18	101		Stephen RIDDINGTON	Riley 12/4 Special	4	2:27.15	2 28.11	53.51
19	102		Michael BARBER	MG Q Type Replica	5	2:32.20	4 33.16	51.74
20	38		Tim PARKER	Lagonda 2 Litre Sml	4	2:33.47	3 34.43	51.31
21	86		David SAXL	Riley 12/4 Special	5	2:33.91	3 34.87	51.16
22	115		Nicholas MORLEY	Lagonda LG45 Open 2 Se	5	2:34.23	3 35.19	51.06
23	43		Ian FYFE	Alvis 12/70 Special	4	2:45.73	3 46.69	47.51

#### Not-Seen

103	Leonard LORD	Riley Falcon
28	Anthony FENWICK-WILSON	Railton LS Tourer
65	David WYLIE	Frazer Nash AC

Start Time : 09:55

Cadwell Park

24 Jul 16 10:11

Clerk of Course:

Time Issued:

Chief Timekeeper:

THESE RESULTS ARE PROVISIONAL UNTIL THE CONCLUSION OF ANY JUDICIAL AND TECHNICAL MATTERS

HS Sports Timing and Results Systems - Results and Lap Times at [www.hssports.co.uk](http://www.hssports.co.uk)

# TIMED PRACTICE

## LAP TIMES - SESSION 3

<b>3</b>	<b>Jonathan COBB</b>									
<b>Lap</b>	<b>1</b>	<b>2</b>	<b>3</b>	<b>4</b>	<b>5</b>	<b>6</b>	<b>7</b>	<b>8</b>	<b>9</b>	<b>10</b>
1	2:03.28	1:59.04								
<b>10</b>	<b>Richard ILIFFE</b>									
<b>Lap</b>	<b>1</b>	<b>2</b>	<b>3</b>	<b>4</b>	<b>5</b>	<b>6</b>	<b>7</b>	<b>8</b>	<b>9</b>	<b>10</b>
1	2:32.97	2:07.80	2:13.31	2:07.01	2:07.19					
<b>19</b>	<b>Mark BRETT</b>									
<b>Lap</b>	<b>1</b>	<b>2</b>	<b>3</b>	<b>4</b>	<b>5</b>	<b>6</b>	<b>7</b>	<b>8</b>	<b>9</b>	<b>10</b>
1	2:27.56	2:12.50	2:25.17	2:03.44						
<b>23</b>	<b>Christopher BATTY</b>									
<b>Lap</b>	<b>1</b>	<b>2</b>	<b>3</b>	<b>4</b>	<b>5</b>	<b>6</b>	<b>7</b>	<b>8</b>	<b>9</b>	<b>10</b>
1	2:30.19	2:19.30	2:14.70	2:16.84	2:17.32					
<b>26</b>	<b>Steven SMITH</b>									
<b>Lap</b>	<b>1</b>	<b>2</b>	<b>3</b>	<b>4</b>	<b>5</b>	<b>6</b>	<b>7</b>	<b>8</b>	<b>9</b>	<b>10</b>
1	2:26.09	2:17.52	2:18.31	2:16.88	2:20.14					
<b>27</b>	<b>Geoff TOMS</b>									
<b>Lap</b>	<b>1</b>	<b>2</b>	<b>3</b>	<b>4</b>	<b>5</b>	<b>6</b>	<b>7</b>	<b>8</b>	<b>9</b>	<b>10</b>
1	2:23.55	2:14.64	2:15.80	2:13.97						
<b>33</b>	<b>Michael NEW</b>									
<b>Lap</b>	<b>1</b>	<b>2</b>	<b>3</b>	<b>4</b>	<b>5</b>	<b>6</b>	<b>7</b>	<b>8</b>	<b>9</b>	<b>10</b>
1	2:33.55	2:24.81	2:23.80	2:21.93	2:22.80					
<b>36</b>	<b>James WHITMORE</b>									
<b>Lap</b>	<b>1</b>	<b>2</b>	<b>3</b>	<b>4</b>	<b>5</b>	<b>6</b>	<b>7</b>	<b>8</b>	<b>9</b>	<b>10</b>
1	2:30.06	2:21.94	2:22.95	2:20.73	2:19.67					
<b>38</b>	<b>Tim PARKER</b>									
<b>Lap</b>	<b>1</b>	<b>2</b>	<b>3</b>	<b>4</b>	<b>5</b>	<b>6</b>	<b>7</b>	<b>8</b>	<b>9</b>	<b>10</b>
1	2:40.44	2:40.27	2:33.47	2:34.90						
<b>43</b>	<b>Ian FYFE</b>									
<b>Lap</b>	<b>1</b>	<b>2</b>	<b>3</b>	<b>4</b>	<b>5</b>	<b>6</b>	<b>7</b>	<b>8</b>	<b>9</b>	<b>10</b>
1	2:57.17	2:49.08	2:45.73	2:48.05						
<b>52</b>	<b>Dougal CAWLEY</b>									
<b>Lap</b>	<b>1</b>	<b>2</b>	<b>3</b>	<b>4</b>	<b>5</b>	<b>6</b>	<b>7</b>	<b>8</b>	<b>9</b>	<b>10</b>
1	2:09.75	2:02.28	2:02.18	2:07.81	2:02.87					
<b>61</b>	<b>Ewen GETLEY</b>									
<b>Lap</b>	<b>1</b>	<b>2</b>	<b>3</b>	<b>4</b>	<b>5</b>	<b>6</b>	<b>7</b>	<b>8</b>	<b>9</b>	<b>10</b>
1	2:05.50	2:02.75	2:02.37	2:03.27	2:08.68					
<b>62</b>	<b>Michael JAMES</b>									
<b>Lap</b>	<b>1</b>	<b>2</b>	<b>3</b>	<b>4</b>	<b>5</b>	<b>6</b>	<b>7</b>	<b>8</b>	<b>9</b>	<b>10</b>
1	2:15.55	2:08.04	2:06.59	2:04.00	2:05.32					



<b>63</b>	<b>Mark GILLIES</b>									
<b>Lap</b>	<b>1</b>	<b>2</b>	<b>3</b>	<b>4</b>	<b>5</b>	<b>6</b>	<b>7</b>	<b>8</b>	<b>9</b>	<b>10</b>
1	2:24.15	2:09.45	2:07.86	2:03.58						
<b>70</b>	<b>Jeffrey EDWARDS</b>									
<b>Lap</b>	<b>1</b>	<b>2</b>	<b>3</b>	<b>4</b>	<b>5</b>	<b>6</b>	<b>7</b>	<b>8</b>	<b>9</b>	<b>10</b>
1	2:29.61	2:18.10	2:25.95	2:14.58	2:23.48					
<b>73</b>	<b>David DANIELS</b>									
<b>Lap</b>	<b>1</b>	<b>2</b>	<b>3</b>	<b>4</b>	<b>5</b>	<b>6</b>	<b>7</b>	<b>8</b>	<b>9</b>	<b>10</b>
1	2:35.21	2:22.40	2:28.07	2:32.09	2:24.96					
<b>82</b>	<b>David LEWIS</b>									
<b>Lap</b>	<b>1</b>	<b>2</b>	<b>3</b>	<b>4</b>	<b>5</b>	<b>6</b>	<b>7</b>	<b>8</b>	<b>9</b>	<b>10</b>
1	2:38.68	2:29.69	2:21.82	2:19.68	2:48.28					
<b>83</b>	<b>Chris JACKSON</b>									
<b>Lap</b>	<b>1</b>	<b>2</b>	<b>3</b>	<b>4</b>	<b>5</b>	<b>6</b>	<b>7</b>	<b>8</b>	<b>9</b>	<b>10</b>
1	2:35.94	2:20.32	2:18.50	2:21.14						
<b>86</b>	<b>David SAXL</b>									
<b>Lap</b>	<b>1</b>	<b>2</b>	<b>3</b>	<b>4</b>	<b>5</b>	<b>6</b>	<b>7</b>	<b>8</b>	<b>9</b>	<b>10</b>
1	2:41.83	2:42.96	2:33.91	2:34.37	2:39.78					
<b>101</b>	<b>Stephen RIDDINGTON</b>									
<b>Lap</b>	<b>1</b>	<b>2</b>	<b>3</b>	<b>4</b>	<b>5</b>	<b>6</b>	<b>7</b>	<b>8</b>	<b>9</b>	<b>10</b>
1	2:32.91	2:27.15	2:32.16	2:32.25						
<b>102</b>	<b>Michael BARBER</b>									
<b>Lap</b>	<b>1</b>	<b>2</b>	<b>3</b>	<b>4</b>	<b>5</b>	<b>6</b>	<b>7</b>	<b>8</b>	<b>9</b>	<b>10</b>
1	2:41.85	2:34.78	2:33.63	2:32.20	2:33.10					
<b>115</b>	<b>Nicholas MORLEY</b>									
<b>Lap</b>	<b>1</b>	<b>2</b>	<b>3</b>	<b>4</b>	<b>5</b>	<b>6</b>	<b>7</b>	<b>8</b>	<b>9</b>	<b>10</b>
1	2:51.03	2:36.79	2:34.23	2:34.76	2:41.19					
<b>191</b>	<b>Jeremy BREWSTER</b>									
<b>Lap</b>	<b>1</b>	<b>2</b>	<b>3</b>	<b>4</b>	<b>5</b>	<b>6</b>	<b>7</b>	<b>8</b>	<b>9</b>	<b>10</b>
1	2:17.71	2:08.26	2:02.84	2:03.97	2:02.88					



# The Vintage Sports-Car Club

## TIMED PRACTICE

### PROVISIONAL RESULT - SESSION 4

PI	No	CI	Name	Car	Laps	Time on Lap	Behind	MPH
1	1		Mike GARDENER	Crossle 32F	7	1:35.01	4	82.88
2	9		Adriano MEDEIROS	Van Diemen RF80	7	1:35.59	5 00.58	82.38
3	13		Stuart KESTENBAUM	Van Diemen RF79	7	1:36.52	5 01.51	81.58
4	10		Gislain GENECAND	Crossle 25F	7	1:36.97	7 01.96	81.20
5	15		Matthew WRIGLEY	Merlyn MK11A/20	7	1:37.21	4 02.20	81.00
6	29		John VILLAGE	Crossle 25F	7	1:37.29	2 02.28	80.94
7	56		Nigel LINGWOOD	Van Diemen RF80	7	1:37.42	6 02.41	80.83
8	72		Alistair LITTLEWOOD	Merlyn MK20A	7	1:38.02	7 03.01	80.33
9	8		Mark ARMSTRONG	Van Diemen RF80	7	1:38.12	4 03.11	80.25
10	67		Scott GUTHRIE	Crossle 25F	7	1:38.24	4 03.23	80.15
11	31		Tom ROARK	Van Diemen VD78	7	1:39.37	6 04.36	79.24
12	3		Tom BROWN	Van Diemen RF79	4	1:39.61	4 04.60	79.05
13	27		Steve PEARCE	Van Diemen RF81	7	1:39.87	6 04.86	78.85
14	52		Rupert HOWE	Royale RP26	7	1:40.91	7 05.90	78.03
15	34		Colin WILLIAMS	PRS RH01	7	1:40.95	7 05.94	78.00
16	37		Kevin HOWELL	Elden MK8	7	1:41.17	6 06.16	77.83
17	94		Geoff UNDERWOOD	Merlyn MK20A	7	1:41.79	4 06.78	77.36
18	16		Graham TERRY	Van Diemen RF80	7	1:42.64	5 07.63	76.72
19	87		Ian JEARY	Elden MK8	6	1:43.27	4 08.26	76.25
20	6		Ian FERNIHOUGH	Merlyn MK11A	7	1:43.77	7 08.76	75.88
21	71		Peter HACKETT	PRS RH01	6	1:45.97	6 10.96	74.31
22	11		Mike SAUNDERS	Hawke DL11	6	1:49.44	4 14.43	71.95
23	60		Robin HASLAM	Reynard	6	1:52.00	4 16.99	70.31

#### Not-Seen

111	Simon JACKSON	Javelin JL5
42	Paul DUKES	Van Diemen RF81
69	Dave LOWE	Lotus 69
911	Phillip WOOLLEY	Crossle 40F

Start Time : 10:20

Cadwell Park

24 Jul 16 10:36

Clerk of Course:

Time Issued:

Chief Timekeeper:

THESE RESULTS ARE PROVISIONAL UNTIL THE CONCLUSION OF ANY JUDICIAL AND TECHNICAL MATTERS

HS Sports Timing and Results Systems - Results and Lap Times at [www.hssports.co.uk](http://www.hssports.co.uk)

# TIMED PRACTICE

## LAP TIMES - SESSION 4

<b>1</b>	<b>Mike GARDENER</b>										
	<b>Lap</b>	<b>1</b>	<b>2</b>	<b>3</b>	<b>4</b>	<b>5</b>	<b>6</b>	<b>7</b>	<b>8</b>	<b>9</b>	<b>10</b>
	1	1:45.26	1:36.81	1:37.16	1:35.01	1:35.10	1:35.21	1:35.50			
<b>3</b>	<b>Tom BROWN</b>										
	<b>Lap</b>	<b>1</b>	<b>2</b>	<b>3</b>	<b>4</b>	<b>5</b>	<b>6</b>	<b>7</b>	<b>8</b>	<b>9</b>	<b>10</b>
	1	1:55.48	1:41.82	1:42.07	1:39.61						
<b>6</b>	<b>Ian FERNIHOUGH</b>										
	<b>Lap</b>	<b>1</b>	<b>2</b>	<b>3</b>	<b>4</b>	<b>5</b>	<b>6</b>	<b>7</b>	<b>8</b>	<b>9</b>	<b>10</b>
	1	1:48.77	1:45.15	1:47.82	1:44.29	1:43.80	1:45.03	1:43.77			
<b>8</b>	<b>Mark ARMSTRONG</b>										
	<b>Lap</b>	<b>1</b>	<b>2</b>	<b>3</b>	<b>4</b>	<b>5</b>	<b>6</b>	<b>7</b>	<b>8</b>	<b>9</b>	<b>10</b>
	1	1:46.92	1:45.29	1:40.93	1:38.12	1:39.88	1:40.15	1:38.87			
<b>9</b>	<b>Adriano MEDEIROS</b>										
	<b>Lap</b>	<b>1</b>	<b>2</b>	<b>3</b>	<b>4</b>	<b>5</b>	<b>6</b>	<b>7</b>	<b>8</b>	<b>9</b>	<b>10</b>
	1	1:45.58	1:38.41	1:35.92	1:36.70	1:35.59	1:35.84	1:40.27			
<b>10</b>	<b>Gislain GENECAND</b>										
	<b>Lap</b>	<b>1</b>	<b>2</b>	<b>3</b>	<b>4</b>	<b>5</b>	<b>6</b>	<b>7</b>	<b>8</b>	<b>9</b>	<b>10</b>
	1	1:46.62	1:44.69	1:42.89	1:38.37	1:37.93	1:38.45	1:36.97			
<b>11</b>	<b>Mike SAUNDERS</b>										
	<b>Lap</b>	<b>1</b>	<b>2</b>	<b>3</b>	<b>4</b>	<b>5</b>	<b>6</b>	<b>7</b>	<b>8</b>	<b>9</b>	<b>10</b>
	1	2:05.26	1:53.21	1:53.64	1:49.44	1:50.83	1:57.39				
<b>13</b>	<b>Stuart KESTENBAUM</b>										
	<b>Lap</b>	<b>1</b>	<b>2</b>	<b>3</b>	<b>4</b>	<b>5</b>	<b>6</b>	<b>7</b>	<b>8</b>	<b>9</b>	<b>10</b>
	1	1:41.49	1:38.45	1:43.54	1:36.59	1:36.52	1:36.63	1:44.05			
<b>15</b>	<b>Matthew WRIGLEY</b>										
	<b>Lap</b>	<b>1</b>	<b>2</b>	<b>3</b>	<b>4</b>	<b>5</b>	<b>6</b>	<b>7</b>	<b>8</b>	<b>9</b>	<b>10</b>
	1	1:43.01	1:41.41	1:37.60	1:37.21	1:39.25	1:39.15	1:42.23			
<b>16</b>	<b>Graham TERRY</b>										
	<b>Lap</b>	<b>1</b>	<b>2</b>	<b>3</b>	<b>4</b>	<b>5</b>	<b>6</b>	<b>7</b>	<b>8</b>	<b>9</b>	<b>10</b>
	1	1:44.76	1:43.80	1:43.37	1:42.85	1:42.64	1:42.68	1:42.91			
<b>27</b>	<b>Steve PEARCE</b>										
	<b>Lap</b>	<b>1</b>	<b>2</b>	<b>3</b>	<b>4</b>	<b>5</b>	<b>6</b>	<b>7</b>	<b>8</b>	<b>9</b>	<b>10</b>
	1	2:00.59	1:44.72	1:41.34	1:44.85	1:40.82	1:39.87	1:42.05			
<b>29</b>	<b>John VILLAGE</b>										
	<b>Lap</b>	<b>1</b>	<b>2</b>	<b>3</b>	<b>4</b>	<b>5</b>	<b>6</b>	<b>7</b>	<b>8</b>	<b>9</b>	<b>10</b>
	1	1:40.21	1:37.29	1:37.47	1:38.18	1:38.06	1:37.97	1:41.10			
<b>31</b>	<b>Tom ROARK</b>										
	<b>Lap</b>	<b>1</b>	<b>2</b>	<b>3</b>	<b>4</b>	<b>5</b>	<b>6</b>	<b>7</b>	<b>8</b>	<b>9</b>	<b>10</b>
	1	1:56.11	1:54.27	1:40.68	1:42.03	1:39.46	1:39.37	1:39.45			

<b>34</b>	<b>Colin WILLIAMS</b>									
<b>Lap</b>	<b>1</b>	<b>2</b>	<b>3</b>	<b>4</b>	<b>5</b>	<b>6</b>	<b>7</b>	<b>8</b>	<b>9</b>	<b>10</b>
1	1:54.51	1:49.94	1:41.91	1:41.63	1:42.13	1:41.58	1:40.95			
<b>37</b>	<b>Kevin HOWELL</b>									
<b>Lap</b>	<b>1</b>	<b>2</b>	<b>3</b>	<b>4</b>	<b>5</b>	<b>6</b>	<b>7</b>	<b>8</b>	<b>9</b>	<b>10</b>
1	1:55.32	1:45.31	1:43.22	1:42.52	1:41.46	1:41.17	1:41.49			
<b>52</b>	<b>Rupert HOWE</b>									
<b>Lap</b>	<b>1</b>	<b>2</b>	<b>3</b>	<b>4</b>	<b>5</b>	<b>6</b>	<b>7</b>	<b>8</b>	<b>9</b>	<b>10</b>
1	1:59.36	1:47.88	1:47.16	1:44.90	1:42.28	1:41.42	1:40.91			
<b>56</b>	<b>Nigel LINGWOOD</b>									
<b>Lap</b>	<b>1</b>	<b>2</b>	<b>3</b>	<b>4</b>	<b>5</b>	<b>6</b>	<b>7</b>	<b>8</b>	<b>9</b>	<b>10</b>
1	1:44.89	1:40.35	1:38.15	1:38.02	1:37.78	1:37.42	1:40.62			
<b>60</b>	<b>Robin HASLAM</b>									
<b>Lap</b>	<b>1</b>	<b>2</b>	<b>3</b>	<b>4</b>	<b>5</b>	<b>6</b>	<b>7</b>	<b>8</b>	<b>9</b>	<b>10</b>
1	2:01.06	1:56.65	1:53.78	1:52.00	1:55.48	1:55.96				
<b>67</b>	<b>Scott GUTHRIE</b>									
<b>Lap</b>	<b>1</b>	<b>2</b>	<b>3</b>	<b>4</b>	<b>5</b>	<b>6</b>	<b>7</b>	<b>8</b>	<b>9</b>	<b>10</b>
1	1:46.82	1:41.83	1:40.71	1:38.24	1:39.34	1:38.56	1:38.41			
<b>71</b>	<b>Peter HACKETT</b>									
<b>Lap</b>	<b>1</b>	<b>2</b>	<b>3</b>	<b>4</b>	<b>5</b>	<b>6</b>	<b>7</b>	<b>8</b>	<b>9</b>	<b>10</b>
1	1:55.61	1:47.67	1:47.67	1:46.80	1:50.00	1:45.97				
<b>72</b>	<b>Alistair LITTLEWOOD</b>									
<b>Lap</b>	<b>1</b>	<b>2</b>	<b>3</b>	<b>4</b>	<b>5</b>	<b>6</b>	<b>7</b>	<b>8</b>	<b>9</b>	<b>10</b>
1	2:04.76	1:43.72	1:40.83	1:50.77	1:48.41	1:38.59	1:38.02			
<b>87</b>	<b>Ian JEARY</b>									
<b>Lap</b>	<b>1</b>	<b>2</b>	<b>3</b>	<b>4</b>	<b>5</b>	<b>6</b>	<b>7</b>	<b>8</b>	<b>9</b>	<b>10</b>
1	2:01.97	1:47.66	1:45.01	1:43.27	1:43.29	1:43.85				
<b>94</b>	<b>Geoff UNDERWOOD</b>									
<b>Lap</b>	<b>1</b>	<b>2</b>	<b>3</b>	<b>4</b>	<b>5</b>	<b>6</b>	<b>7</b>	<b>8</b>	<b>9</b>	<b>10</b>
1	1:45.26	1:43.07	1:54.62	1:41.79	1:43.13	1:43.04	1:44.10			



# The Vintage Sports-Car Club

## TIMED PRACTICE

### PROVISIONAL RESULT - SESSION 5

PI	No	CI	Name	Car	Laps	Time on Lap	Behind	MPH
1	6		Julian GRIMWADE	Frazer Nash Single Seat	7	1:54.37	4	68.85
2	95		Charles GILLET	Frazer Nash Super Sports	6	1:54.98	3 00.61	68.48
3	94		Jo BLAKENEY-EDWARDS	Frazer Nash Super Sports	7	2:04.38	3 10.01	63.31
4	112		Tom WATERFIELD	GN Special	7	2:07.07	4 12.70	61.97
5	65		David WYLIE	Frazer Nash AC	7	2:07.45	7 13.08	61.78
6	20		Mark WALKER	GN Thunderbug	7	2:08.30	5 13.93	61.37
7	193		David JOHNSON	Frazer Nash Colmore	7	2:09.90	6 15.53	60.62
8	91		Ian BINGHAM	Frazer Nash Geoghegan S	7	2:12.61	5 18.24	59.38
9	68		Steven STANTON	BMW FN TT Rep	7	2:18.00	7 23.63	57.06
10	64		Steven PRYKE	Frazer Nash Slug	5	2:19.19	2 24.82	56.57
11	81		Paul WESTON	Frazer Nash TT Replica	6	2:25.52	6 31.15	54.11
12	88		Peter COBB	Frazer Nash TT Replica S	5	2:26.54	3 32.17	53.73
13	48		James BAXTER	Unk Unk	6	2:35.02	1 40.65	50.80
14	104		Yushan NG	Frazer Nash Super Sports	6	2:37.69	5 43.32	49.94

Start Time : 10:38

Cadwell Park

24 Jul 16 10:56

Clerk of Course:

Time Issued:

Chief Timekeeper:

THESE RESULTS ARE PROVISIONAL UNTIL THE CONCLUSION OF ANY JUDICIAL AND TECHNICAL MATTERS

HS Sports Timing and Results Systems - Results and Lap Times at [www.hssports.co.uk](http://www.hssports.co.uk)

# TIMED PRACTICE

## LAP TIMES - SESSION 5

<b>6</b>	<b>Julian GRIMWADE</b>									
<b>Lap</b>	<b>1</b>	<b>2</b>	<b>3</b>	<b>4</b>	<b>5</b>	<b>6</b>	<b>7</b>	<b>8</b>	<b>9</b>	<b>10</b>
1	2:21.68	2:05.31	2:00.49	1:54.37	2:04.73	1:57.80	2:00.83			
<b>20</b>	<b>Mark WALKER</b>									
<b>Lap</b>	<b>1</b>	<b>2</b>	<b>3</b>	<b>4</b>	<b>5</b>	<b>6</b>	<b>7</b>	<b>8</b>	<b>9</b>	<b>10</b>
1	2:22.89	2:13.72	2:08.61	2:09.29	2:08.30	2:11.68	2:08.47			
<b>48</b>	<b>James BAXTER</b>									
<b>Lap</b>	<b>1</b>	<b>2</b>	<b>3</b>	<b>4</b>	<b>5</b>	<b>6</b>	<b>7</b>	<b>8</b>	<b>9</b>	<b>10</b>
1	2:35.02	2:38.71	2:38.13	2:38.18	2:36.17	2:40.10				
<b>64</b>	<b>Steven PRYKE</b>									
<b>Lap</b>	<b>1</b>	<b>2</b>	<b>3</b>	<b>4</b>	<b>5</b>	<b>6</b>	<b>7</b>	<b>8</b>	<b>9</b>	<b>10</b>
1	2:22.94	2:19.19	2:30.91	2:39.42	2:38.05					
<b>65</b>	<b>David WYLIE</b>									
<b>Lap</b>	<b>1</b>	<b>2</b>	<b>3</b>	<b>4</b>	<b>5</b>	<b>6</b>	<b>7</b>	<b>8</b>	<b>9</b>	<b>10</b>
1	2:19.43	2:09.71	2:07.80	2:07.65	2:11.03	2:15.28	2:07.45			
<b>68</b>	<b>Steven STANTON</b>									
<b>Lap</b>	<b>1</b>	<b>2</b>	<b>3</b>	<b>4</b>	<b>5</b>	<b>6</b>	<b>7</b>	<b>8</b>	<b>9</b>	<b>10</b>
1	2:24.85	2:18.64	2:18.05	2:18.44	2:19.30	2:19.02	2:18.00			
<b>81</b>	<b>Paul WESTON</b>									
<b>Lap</b>	<b>1</b>	<b>2</b>	<b>3</b>	<b>4</b>	<b>5</b>	<b>6</b>	<b>7</b>	<b>8</b>	<b>9</b>	<b>10</b>
1	2:35.55	2:30.49	2:28.13	2:27.90	2:26.80	2:25.52				
<b>88</b>	<b>Peter COBB</b>									
<b>Lap</b>	<b>1</b>	<b>2</b>	<b>3</b>	<b>4</b>	<b>5</b>	<b>6</b>	<b>7</b>	<b>8</b>	<b>9</b>	<b>10</b>
1	2:34.29	2:29.71	2:26.54	2:27.76	2:37.39					
<b>91</b>	<b>Ian BINGHAM</b>									
<b>Lap</b>	<b>1</b>	<b>2</b>	<b>3</b>	<b>4</b>	<b>5</b>	<b>6</b>	<b>7</b>	<b>8</b>	<b>9</b>	<b>10</b>
1	2:23.24	2:15.72	2:16.12	2:14.08	2:12.61	2:14.68	2:16.61			
<b>94</b>	<b>Jo BLAKENEY-EDWARDS</b>									
<b>Lap</b>	<b>1</b>	<b>2</b>	<b>3</b>	<b>4</b>	<b>5</b>	<b>6</b>	<b>7</b>	<b>8</b>	<b>9</b>	<b>10</b>
1	2:13.64	2:06.27	2:04.38	2:07.17	2:05.10	2:05.47	2:08.50			
<b>95</b>	<b>Charles GILLETT</b>									
<b>Lap</b>	<b>1</b>	<b>2</b>	<b>3</b>	<b>4</b>	<b>5</b>	<b>6</b>	<b>7</b>	<b>8</b>	<b>9</b>	<b>10</b>
1	2:18.41	1:57.89	1:54.98	1:56.90	1:58.58	1:55.34				
<b>104</b>	<b>Yushan NG</b>									
<b>Lap</b>	<b>1</b>	<b>2</b>	<b>3</b>	<b>4</b>	<b>5</b>	<b>6</b>	<b>7</b>	<b>8</b>	<b>9</b>	<b>10</b>
1	2:40.32	2:37.88	2:38.24	2:38.42	2:37.69	2:38.36				
<b>112</b>	<b>Tom WATERFIELD</b>									
<b>Lap</b>	<b>1</b>	<b>2</b>	<b>3</b>	<b>4</b>	<b>5</b>	<b>6</b>	<b>7</b>	<b>8</b>	<b>9</b>	<b>10</b>
1	2:15.49	2:07.10	2:07.12	2:07.07	2:10.82	2:10.51	2:12.99			

---

**193 David JOHNSON**

<b>Lap</b>	<b>1</b>	<b>2</b>	<b>3</b>	<b>4</b>	<b>5</b>	<b>6</b>	<b>7</b>	<b>8</b>	<b>9</b>	<b>10</b>
1	2:13.83	2:13.07	2:12.26	2:11.76	2:11.51	2:09.90	2:13.03			



# The Vintage Sports-Car Club

## TIMED PRACTICE

### PROVISIONAL RESULT - SESSION 6

PI	No	CI	Name	Car	Laps	Time on Lap	Behind	MPH
1	14		Mike PAINTER	MG Kayne	6	2:06.51	4	62.24
2	97		David SEBER	Wolseley Hornet Special	7	2:07.22	7 00.71	61.89
3	74		Harry PAINTER	MG PA	6	2:09.37	6 02.86	60.87
4	66		Mark ELDER	Austin Sports Special	7	2:09.39	6 02.88	60.86
5	57		Gregan THRUSTON	Austin 7 Special	6	2:11.90	4 05.39	59.70
6	79		Nick HAYWARD-COOK	Austin 7 Monoposto	6	2:13.09	4 06.58	59.17
7	44		Mark DOLTON	MG PB	5	2:14.97	3 08.46	58.34
8	131		Richard LAKE	Aston Martin 15/98	5	2:15.65	3 09.14	58.05
9	192		Simon BLAKENEY-EDWARDS	Austin 7 Special	6	2:16.97	6 10.46	57.49
10	89		Jonathan FENNING	Austin 7 Ulster	6	2:19.80	5 13.29	56.33
11	123		Stuart ROPER-MARSHALL	Austin 7 Special	5	2:21.57	5 15.06	55.62
12	51		John SKEAVINGTON	Austin Ulster Replica	6	2:22.97	6 16.46	55.08
13	87		David ASPLIN	Austin 7 Ulster Replica	5	2:25.54	3 19.03	54.10
14	105		Matt SHEPHERD	Austin 7	5	2:28.49	5 21.98	53.03
15	110		David BIRNAGE	Austin 7 Ulster	6	2:29.44	6 22.93	52.69
16	114		Robert MOORE	Austin 7	5	2:33.48	4 26.97	51.30
17	41		Mark REECE	MG J4 Sports	5	2:36.36	5 29.85	50.36
18	124		Mike DAVIES-COLLEY	MG PA/PB	5	2:39.38	4 32.87	49.41
19	120		David SPENCE	Austin 7 Special	5	2:44.96	5 38.45	47.73
20	116		Hamish MCNINCH	MG PA 2Str	5	2:45.19	5 38.68	47.67
21	127		Andy KING	MG PB Cream Cracker	5	2:48.00	5 41.49	46.87
22	125		Christopher EDMONDSON	MG C Type	5	2:50.04	5 43.53	46.31
23	90		Philip PARKINSON	Austin AD Tourer	4	2:51.61	4 45.10	45.88
24	117		Andrew HARRINGTON	MG J2	5	2:58.49	5 51.98	44.12
25	108		Richard JENKINS	MG K Type Magnette	1	9:21.06	1 07:14.55	14.03

#### Not-Seen

129	Brian WALTON	Fiat 501
198	Tony SEBER	Wolseley Hornet Special
42	Roland WOODTLI	Riley 15/6 Special

Start Time : 11:00

Cadwell Park

24 Jul 16 11:24

Clerk of Course:

Time Issued:

Chief Timekeeper:

THESE RESULTS ARE PROVISIONAL UNTIL THE CONCLUSION OF ANY JUDICIAL AND TECHNICAL MATTERS

HS Sports Timing and Results Systems - Results and Lap Times at [www.hssports.co.uk](http://www.hssports.co.uk)



# TIMED PRACTICE

## LAP TIMES - SESSION 6

---

**14 Mike PAINTER**

Lap	1	2	3	4	5	6	7	8	9	10
1	8:10.86	2:27.09	2:09.89	2:06.51	2:08.74	2:21.37				

---

**41 Mark REECE**

Lap	1	2	3	4	5	6	7	8	9	10
1	8:28.36	2:48.85	2:36.69	2:37.99	2:36.36					

---

**44 Mark DOLTON**

Lap	1	2	3	4	5	6	7	8	9	10
1	10:48.46	2:15.42	2:14.97	2:19.95	2:23.10					

---

**51 John SKEAVINGTON**

Lap	1	2	3	4	5	6	7	8	9	10
1	2:28.03	6:53.22	2:46.39	2:34.43	2:25.88	2:22.97				

---

**57 Gregan THRUSTON**

Lap	1	2	3	4	5	6	7	8	9	10
1	8:11.15	2:37.30	2:23.32	2:11.90	2:13.88	2:13.54				

---

**66 Mark ELDER**

Lap	1	2	3	4	5	6	7	8	9	10
1	2:26.70	7:03.72	2:29.51	2:13.11	2:10.04	2:09.39	2:11.70			

---

**74 Harry PAINTER**

Lap	1	2	3	4	5	6	7	8	9	10
1	8:11.38	2:27.11	2:10.80	2:15.40	2:13.98	2:09.37				

---

**79 Nick HAYWARD-COOK**

Lap	1	2	3	4	5	6	7	8	9	10
1	8:22.56	2:24.78	2:14.76	2:13.09	2:17.26	2:21.95				

---

**87 David ASPLIN**

Lap	1	2	3	4	5	6	7	8	9	10
1	8:13.23	2:31.57	2:25.54	2:27.23	2:28.39					

---

**89 Jonathan FENNING**

Lap	1	2	3	4	5	6	7	8	9	10
1	2:29.25	8:45.39	2:26.28	2:24.74	2:19.80	2:24.03				

---

**90 Philip PARKINSON**

Lap	1	2	3	4	5	6	7	8	9	10
1	8:31.21	2:53.20	2:53.82	2:51.61						

---

**97 David SEBER**

Lap	1	2	3	4	5	6	7	8	9	10
1	2:15.60	6:52.47	2:19.13	2:07.52	2:07.38	2:09.18	2:07.22			

---

**105 Matt SHEPHERD**

Lap	1	2	3	4	5	6	7	8	9	10
1	9:22.64	2:45.87	2:38.14	2:38.46	2:28.49					

<b>108</b>	<b>Richard JENKINS</b>										
<b>Lap</b>	<b>1</b>	<b>2</b>	<b>3</b>	<b>4</b>	<b>5</b>	<b>6</b>	<b>7</b>	<b>8</b>	<b>9</b>	<b>10</b>	
1	9:21.06										
<b>110</b>	<b>David BIRNAGE</b>										
<b>Lap</b>	<b>1</b>	<b>2</b>	<b>3</b>	<b>4</b>	<b>5</b>	<b>6</b>	<b>7</b>	<b>8</b>	<b>9</b>	<b>10</b>	
1	2:33.51	6:47.91	2:47.69	2:39.78	2:40.12	2:29.44					
<b>114</b>	<b>Robert MOORE</b>										
<b>Lap</b>	<b>1</b>	<b>2</b>	<b>3</b>	<b>4</b>	<b>5</b>	<b>6</b>	<b>7</b>	<b>8</b>	<b>9</b>	<b>10</b>	
1	9:23.58	2:51.59	2:40.46	2:33.48	2:43.71						
<b>116</b>	<b>Hamish MCNINCH</b>										
<b>Lap</b>	<b>1</b>	<b>2</b>	<b>3</b>	<b>4</b>	<b>5</b>	<b>6</b>	<b>7</b>	<b>8</b>	<b>9</b>	<b>10</b>	
1	8:17.72	3:10.12	2:50.94	2:47.07	2:45.19						
<b>117</b>	<b>Andrew HARRINGTON</b>										
<b>Lap</b>	<b>1</b>	<b>2</b>	<b>3</b>	<b>4</b>	<b>5</b>	<b>6</b>	<b>7</b>	<b>8</b>	<b>9</b>	<b>10</b>	
1	8:34.07	3:09.63	3:02.62	3:02.01	2:58.49						
<b>120</b>	<b>David SPENCE</b>										
<b>Lap</b>	<b>1</b>	<b>2</b>	<b>3</b>	<b>4</b>	<b>5</b>	<b>6</b>	<b>7</b>	<b>8</b>	<b>9</b>	<b>10</b>	
1	8:23.78	2:56.07	2:48.01	2:46.02	2:44.96						
<b>123</b>	<b>Stuart ROPER-MARSHALL</b>										
<b>Lap</b>	<b>1</b>	<b>2</b>	<b>3</b>	<b>4</b>	<b>5</b>	<b>6</b>	<b>7</b>	<b>8</b>	<b>9</b>	<b>10</b>	
1	8:10.65	2:38.77	2:27.24	2:22.57	2:21.57						
<b>124</b>	<b>Mike DAVIES-COLLEY</b>										
<b>Lap</b>	<b>1</b>	<b>2</b>	<b>3</b>	<b>4</b>	<b>5</b>	<b>6</b>	<b>7</b>	<b>8</b>	<b>9</b>	<b>10</b>	
1	8:18.68	2:56.95	2:47.21	2:39.38	2:46.18						
<b>125</b>	<b>Christopher EDMONDSON</b>										
<b>Lap</b>	<b>1</b>	<b>2</b>	<b>3</b>	<b>4</b>	<b>5</b>	<b>6</b>	<b>7</b>	<b>8</b>	<b>9</b>	<b>10</b>	
1	8:07.02	3:09.36	2:52.27	2:57.09	2:50.04						
<b>127</b>	<b>Andy KING</b>										
<b>Lap</b>	<b>1</b>	<b>2</b>	<b>3</b>	<b>4</b>	<b>5</b>	<b>6</b>	<b>7</b>	<b>8</b>	<b>9</b>	<b>10</b>	
1	8:08.29	3:08.42	2:51.37	2:49.90	2:48.00						
<b>131</b>	<b>Richard LAKE</b>										
<b>Lap</b>	<b>1</b>	<b>2</b>	<b>3</b>	<b>4</b>	<b>5</b>	<b>6</b>	<b>7</b>	<b>8</b>	<b>9</b>	<b>10</b>	
1	8:21.07	2:25.40	2:15.65	2:19.17	2:19.89						
<b>192</b>	<b>Simon BLAKENEY-EDWARDS</b>										
<b>Lap</b>	<b>1</b>	<b>2</b>	<b>3</b>	<b>4</b>	<b>5</b>	<b>6</b>	<b>7</b>	<b>8</b>	<b>9</b>	<b>10</b>	
1	2:18.10	7:05.38	2:22.52	3:01.51	2:17.73	2:16.97					



# The Vintage Sports-Car Club

## TIMED PRACTICE

### PROVISIONAL RESULT - SESSION 7

PI	No	CI Name	Car	Laps	Time on Lap	Behind	MPH	
1	247	Mike FOWLER	Cooper Mk V	2	2:00.55	2	17.52	65.32
2	259	Xavier KINGSLAND	Staride Mk 3	6	2:03.11	2	20.08	63.96
3	246	Brian JOLLIFFE	Cooper Jap	3	2:03.63	3	20.60	63.69
4	232	Gareth JONES	Cousy NO2	6	2:04.38	6	21.35	63.31
5	219	JB JONES	JLR F3	6	2:05.14	6	22.11	62.92
6	287	Andrew TURNER	Cooper Mark VI	6	2:05.48	3	22.45	62.75
7	286	John TURNER	Cooper Mk 9	3	2:05.55	2	22.52	62.72
8	206	Darrell WOODS	Cooper Mk XII	5	2:07.17	5	24.14	61.92
9	204	Roy WRIGHT	Flash Special Norton	5	2:08.78	5	25.75	61.15
10	207	Nigel CHALLIS	Cooper Mk8	6	2:08.91	6	25.88	61.08
11	291	Rodney DELVES	Kieft F3 500	5	2:09.02	2	25.99	61.03
12	275	Richard BISHOP-MILLER	Revis 500	3	2:13.02	1	29.99	59.20
13	236	Kerry HORAN	Trenberth Single Seater	5	2:13.25	5	30.22	59.09
14	251	Alan CROFT	JP Mk1	3	2:23.93	2	40.90	54.71
<b>Not-Seen</b>								
	209	Paul HEWES	Cooper Mark XI					

Start Time : 11:29

Cadwell Park

24 Jul 16 11:48

Clerk of Course:

Time Issued:

Chief Timekeeper:

THESE RESULTS ARE PROVISIONAL UNTIL THE CONCLUSION OF ANY JUDICIAL AND TECHNICAL MATTERS

HS Sports Timing and Results Systems - Results and Lap Times at [www.hssports.co.uk](http://www.hssports.co.uk)

# TIMED PRACTICE

## LAP TIMES - SESSION 7

<b>204</b>	<b>Roy WRIGHT</b>										
	<b>Lap</b>	<b>1</b>	<b>2</b>	<b>3</b>	<b>4</b>	<b>5</b>	<b>6</b>	<b>7</b>	<b>8</b>	<b>9</b>	<b>10</b>
	1	2:41.94	2:35.11	2:15.49	2:12.08	2:08.78					
<b>206</b>	<b>Darrell WOODS</b>										
	<b>Lap</b>	<b>1</b>	<b>2</b>	<b>3</b>	<b>4</b>	<b>5</b>	<b>6</b>	<b>7</b>	<b>8</b>	<b>9</b>	<b>10</b>
	1	2:15.51	2:09.28	2:07.67	2:12.99	2:07.17					
<b>207</b>	<b>Nigel CHALLIS</b>										
	<b>Lap</b>	<b>1</b>	<b>2</b>	<b>3</b>	<b>4</b>	<b>5</b>	<b>6</b>	<b>7</b>	<b>8</b>	<b>9</b>	<b>10</b>
	1	2:31.50	2:13.40	2:12.08	2:09.76	2:10.28	2:08.91				
<b>219</b>	<b>JB JONES</b>										
	<b>Lap</b>	<b>1</b>	<b>2</b>	<b>3</b>	<b>4</b>	<b>5</b>	<b>6</b>	<b>7</b>	<b>8</b>	<b>9</b>	<b>10</b>
	1	2:15.19	2:07.84	2:06.36	2:10.19	2:09.32	2:05.14				
<b>232</b>	<b>Gareth JONES</b>										
	<b>Lap</b>	<b>1</b>	<b>2</b>	<b>3</b>	<b>4</b>	<b>5</b>	<b>6</b>	<b>7</b>	<b>8</b>	<b>9</b>	<b>10</b>
	1	2:19.50	2:08.60	2:12.35	2:20.67	2:06.63	2:04.38				
<b>236</b>	<b>Kerry HORAN</b>										
	<b>Lap</b>	<b>1</b>	<b>2</b>	<b>3</b>	<b>4</b>	<b>5</b>	<b>6</b>	<b>7</b>	<b>8</b>	<b>9</b>	<b>10</b>
	1	2:32.87	2:21.77	2:19.64	2:13.96	2:13.25					
<b>246</b>	<b>Brian JOLLIFFE</b>										
	<b>Lap</b>	<b>1</b>	<b>2</b>	<b>3</b>	<b>4</b>	<b>5</b>	<b>6</b>	<b>7</b>	<b>8</b>	<b>9</b>	<b>10</b>
	1	2:12.96	2:04.60	2:03.63							
<b>247</b>	<b>Mike FOWLER</b>										
	<b>Lap</b>	<b>1</b>	<b>2</b>	<b>3</b>	<b>4</b>	<b>5</b>	<b>6</b>	<b>7</b>	<b>8</b>	<b>9</b>	<b>10</b>
	1	2:04.94	2:00.55								
<b>251</b>	<b>Alan CROFT</b>										
	<b>Lap</b>	<b>1</b>	<b>2</b>	<b>3</b>	<b>4</b>	<b>5</b>	<b>6</b>	<b>7</b>	<b>8</b>	<b>9</b>	<b>10</b>
	1	2:27.79	2:23.93	2:38.34							
<b>259</b>	<b>Xavier KINGSLAND</b>										
	<b>Lap</b>	<b>1</b>	<b>2</b>	<b>3</b>	<b>4</b>	<b>5</b>	<b>6</b>	<b>7</b>	<b>8</b>	<b>9</b>	<b>10</b>
	1	2:06.20	2:03.11	2:04.90	2:05.78	2:05.55	2:03.71				
<b>275</b>	<b>Richard BISHOP-MILLER</b>										
	<b>Lap</b>	<b>1</b>	<b>2</b>	<b>3</b>	<b>4</b>	<b>5</b>	<b>6</b>	<b>7</b>	<b>8</b>	<b>9</b>	<b>10</b>
	1	2:13.02	2:13.60	2:26.47							
<b>286</b>	<b>John TURNER</b>										
	<b>Lap</b>	<b>1</b>	<b>2</b>	<b>3</b>	<b>4</b>	<b>5</b>	<b>6</b>	<b>7</b>	<b>8</b>	<b>9</b>	<b>10</b>
	1	2:06.62	2:05.55	2:05.69							
<b>287</b>	<b>Andrew TURNER</b>										
	<b>Lap</b>	<b>1</b>	<b>2</b>	<b>3</b>	<b>4</b>	<b>5</b>	<b>6</b>	<b>7</b>	<b>8</b>	<b>9</b>	<b>10</b>
	1	2:07.54	2:06.48	2:05.48	2:07.82	2:10.20	2:05.51				

---

**291 Rodney DELVES**

<b>Lap</b>	<b>1</b>	<b>2</b>	<b>3</b>	<b>4</b>	<b>5</b>	<b>6</b>	<b>7</b>	<b>8</b>	<b>9</b>	<b>10</b>
1	2:16.72	2:09.02	2:10.02	2:09.61	2:11.21					



# The Vintage Sports-Car Club

## TIMED PRACTICE

### PROVISIONAL RESULT - SESSION 8

PI	No	CI Name	Car	Laps	Time on Lap	Behind	MPH
1	55	William MAHANY	HRG Le Mans Model	7	1:56.46	2	67.61
2	195	Edward WILLIAMS	Frazer Nash Super Sports	7	2:01.97	2 05.51	64.56
3	17	Andrew MITCHELL	HRG 1 1/2 Litre	7	2:02.62	4 06.16	64.22
4	92	Tom WATERFIELD	Austin 7 Special	7	2:04.49	3 08.03	63.25
5	71	Mark GROVES	Frazer Nash TT Rep Emer	7	2:07.31	6 10.85	61.85
6	75	Paul WAINE	Frazer Nash TT Replica	5	2:08.83	4 12.37	61.12
7	128	Richard LAKE	Aston Martin	6	2:10.93	4 14.47	60.14
8	78	Marcus BLACK	Talbot-Lago T23	7	2:12.22	5 15.76	59.55
9	194	Simon BLAKENEY-EDWARDS	Frazer Nash Super Sports	2	2:12.56	2 16.10	59.40
10	22	Andy BUSH	Riley TT Sprite Replica	6	2:13.47	5 17.01	59.00
11	30	Duncan POTTER	MG Montlhery Midget	7	2:18.10	4 21.64	57.02
12	96	John COLLINS	Riley Brooklands	3	2:18.75	2 22.29	56.75
13	31	John BRIGGS	Aston Martin Ulster	6	2:18.85	5 22.39	56.71
14	28	Anthony FENWICK-WILSON	Railton LS Tourer	6	2:21.04	5 24.58	55.83
15	53	Jonathan SHARP	Riley 15/6 TT Sprite	6	2:21.42	4 24.96	55.68
16	32	Adam GENTILLI	Frazer Nash TT Replica	6	2:21.61	6 25.15	55.61
17	121	Simon EDWARDS	Morgan Aero SuperSport	6	2:23.84	2 27.38	54.74
18	106	Andrew MORLAND	MG PA	6	2:24.63	5 28.17	54.44
19	93	Dennis JOHNSON	Frazer Nash Colmore	6	2:24.82	2 28.36	54.37
20	77	Keith PIPER	Aston Martin International	6	2:29.90	6 33.44	52.53
21	130	Michael HUDSON	Salmson GS8	5	2:30.40	5 33.94	52.36
22	40	David LAMB	Riley Brooklands	6	2:30.97	5 34.51	52.16
23	111	Chris CADMAN	MG Montlhery Midget	6	2:32.12	2 35.66	51.76
24	37	Noel RUNNELS-MOSS	Vauxhall 30-98 Velox	6	2:32.17	5 35.71	51.75
25	190	George PARKINSON	Austin AD Tourer	5	2:35.34	2 38.88	50.69
26	39	Cyril HANCOCK	Fiat New Balilla	6	2:36.54	3 40.08	50.30
27	118	Simon JACKSON	MG PB	5	2:38.12	4 41.66	49.80
28	129	Brian WALTON	Fiat 501	4	3:29.69	1 01:33.23	37.55

#### Not-Seen

35 John EVERETT Austin 7 Ulster Sport

Car 16 - Did not complete one timed lap

Start Time : 11:54

Cadwell Park

24 Jul 16 12:12

Clerk of Course:

Time Issued:

Chief Timekeeper:

THESE RESULTS ARE PROVISIONAL UNTIL THE CONCLUSION OF ANY JUDICIAL AND TECHNICAL MATTERS

HS Sports Timing and Results Systems - Results and Lap Times at [www.hssports.co.uk](http://www.hssports.co.uk)

# TIMED PRACTICE

## LAP TIMES - SESSION 8

<b>17</b>	<b>Andrew MITCHELL</b>									
<b>Lap</b>	<b>1</b>	<b>2</b>	<b>3</b>	<b>4</b>	<b>5</b>	<b>6</b>	<b>7</b>	<b>8</b>	<b>9</b>	<b>10</b>
1	2:11.52	2:03.20	2:05.70	2:02.62	2:07.58	2:06.85	2:02.75			
<b>22</b>	<b>Andy BUSH</b>									
<b>Lap</b>	<b>1</b>	<b>2</b>	<b>3</b>	<b>4</b>	<b>5</b>	<b>6</b>	<b>7</b>	<b>8</b>	<b>9</b>	<b>10</b>
1	2:36.08	2:15.85	2:13.82	2:16.08	2:13.47	2:16.92				
<b>28</b>	<b>Anthony FENWICK-WILSON</b>									
<b>Lap</b>	<b>1</b>	<b>2</b>	<b>3</b>	<b>4</b>	<b>5</b>	<b>6</b>	<b>7</b>	<b>8</b>	<b>9</b>	<b>10</b>
1	2:31.34	2:24.55	2:22.52	2:24.11	2:21.04	2:22.22				
<b>30</b>	<b>Duncan POTTER</b>									
<b>Lap</b>	<b>1</b>	<b>2</b>	<b>3</b>	<b>4</b>	<b>5</b>	<b>6</b>	<b>7</b>	<b>8</b>	<b>9</b>	<b>10</b>
1	2:25.63	2:19.70	2:19.09	2:18.10	2:26.91	2:25.10	2:20.83			
<b>31</b>	<b>John BRIGGS</b>									
<b>Lap</b>	<b>1</b>	<b>2</b>	<b>3</b>	<b>4</b>	<b>5</b>	<b>6</b>	<b>7</b>	<b>8</b>	<b>9</b>	<b>10</b>
1	2:53.68	2:26.10	2:19.13	2:20.30	2:18.85	2:19.42				
<b>32</b>	<b>Adam GENTILLI</b>									
<b>Lap</b>	<b>1</b>	<b>2</b>	<b>3</b>	<b>4</b>	<b>5</b>	<b>6</b>	<b>7</b>	<b>8</b>	<b>9</b>	<b>10</b>
1	2:31.23	2:27.12	2:26.60	2:25.07	2:22.35	2:21.61				
<b>37</b>	<b>Noel RUNNELS-MOSS</b>									
<b>Lap</b>	<b>1</b>	<b>2</b>	<b>3</b>	<b>4</b>	<b>5</b>	<b>6</b>	<b>7</b>	<b>8</b>	<b>9</b>	<b>10</b>
1	2:38.04	2:35.59	2:34.79	2:33.50	2:32.17	2:34.35				
<b>39</b>	<b>Cyril HANCOCK</b>									
<b>Lap</b>	<b>1</b>	<b>2</b>	<b>3</b>	<b>4</b>	<b>5</b>	<b>6</b>	<b>7</b>	<b>8</b>	<b>9</b>	<b>10</b>
1	2:43.25	2:40.85	2:36.54	2:39.11	2:38.77	2:37.00				
<b>40</b>	<b>David LAMB</b>									
<b>Lap</b>	<b>1</b>	<b>2</b>	<b>3</b>	<b>4</b>	<b>5</b>	<b>6</b>	<b>7</b>	<b>8</b>	<b>9</b>	<b>10</b>
1	2:55.49	2:36.45	2:38.06	2:37.54	2:30.97	2:36.26				
<b>53</b>	<b>Jonathan SHARP</b>									
<b>Lap</b>	<b>1</b>	<b>2</b>	<b>3</b>	<b>4</b>	<b>5</b>	<b>6</b>	<b>7</b>	<b>8</b>	<b>9</b>	<b>10</b>
1	2:30.24	2:27.93	2:24.46	2:21.42	2:25.10	2:23.79				
<b>55</b>	<b>William MAHANY</b>									
<b>Lap</b>	<b>1</b>	<b>2</b>	<b>3</b>	<b>4</b>	<b>5</b>	<b>6</b>	<b>7</b>	<b>8</b>	<b>9</b>	<b>10</b>
1	2:11.80	1:56.46	1:59.02	1:58.47	2:05.34	2:03.97	2:09.03			
<b>71</b>	<b>Mark GROVES</b>									
<b>Lap</b>	<b>1</b>	<b>2</b>	<b>3</b>	<b>4</b>	<b>5</b>	<b>6</b>	<b>7</b>	<b>8</b>	<b>9</b>	<b>10</b>
1	2:27.78	2:13.33	2:09.20	2:09.05	2:10.87	2:07.31	2:08.37			
<b>75</b>	<b>Paul WAINE</b>									
<b>Lap</b>	<b>1</b>	<b>2</b>	<b>3</b>	<b>4</b>	<b>5</b>	<b>6</b>	<b>7</b>	<b>8</b>	<b>9</b>	<b>10</b>
1	2:11.97	2:10.63	2:14.06	2:08.83	2:11.27					

<b>77</b>	<b>Keith PIPER</b>										
	<b>Lap</b>	<b>1</b>	<b>2</b>	<b>3</b>	<b>4</b>	<b>5</b>	<b>6</b>	<b>7</b>	<b>8</b>	<b>9</b>	<b>10</b>
	1	2:56.92	2:44.19	2:39.29	2:34.19	2:30.40	2:29.90				
<b>78</b>	<b>Marcus BLACK</b>										
	<b>Lap</b>	<b>1</b>	<b>2</b>	<b>3</b>	<b>4</b>	<b>5</b>	<b>6</b>	<b>7</b>	<b>8</b>	<b>9</b>	<b>10</b>
	1	2:29.58	2:22.46	2:16.43	2:14.51	2:12.22	2:23.02	2:16.92			
<b>92</b>	<b>Tom WATERFIELD</b>										
	<b>Lap</b>	<b>1</b>	<b>2</b>	<b>3</b>	<b>4</b>	<b>5</b>	<b>6</b>	<b>7</b>	<b>8</b>	<b>9</b>	<b>10</b>
	1	2:18.75	2:06.04	2:04.49	2:05.38	2:08.02	2:07.50	2:15.08			
<b>93</b>	<b>Dennis JOHNSON</b>										
	<b>Lap</b>	<b>1</b>	<b>2</b>	<b>3</b>	<b>4</b>	<b>5</b>	<b>6</b>	<b>7</b>	<b>8</b>	<b>9</b>	<b>10</b>
	1	2:31.12	2:24.82	2:29.07	2:43.72	2:32.07	2:36.24				
<b>96</b>	<b>John COLLINS</b>										
	<b>Lap</b>	<b>1</b>	<b>2</b>	<b>3</b>	<b>4</b>	<b>5</b>	<b>6</b>	<b>7</b>	<b>8</b>	<b>9</b>	<b>10</b>
	1	2:31.40	2:18.75	2:25.35							
<b>106</b>	<b>Andrew MORLAND</b>										
	<b>Lap</b>	<b>1</b>	<b>2</b>	<b>3</b>	<b>4</b>	<b>5</b>	<b>6</b>	<b>7</b>	<b>8</b>	<b>9</b>	<b>10</b>
	1	2:34.66	2:32.25	2:27.34	2:29.26	2:24.63	2:26.45				
<b>111</b>	<b>Chris CADMAN</b>										
	<b>Lap</b>	<b>1</b>	<b>2</b>	<b>3</b>	<b>4</b>	<b>5</b>	<b>6</b>	<b>7</b>	<b>8</b>	<b>9</b>	<b>10</b>
	1	2:44.89	2:32.12	2:36.74	2:32.64	2:35.21	2:33.12				
<b>118</b>	<b>Simon JACKSON</b>										
	<b>Lap</b>	<b>1</b>	<b>2</b>	<b>3</b>	<b>4</b>	<b>5</b>	<b>6</b>	<b>7</b>	<b>8</b>	<b>9</b>	<b>10</b>
	1	2:48.24	2:45.91	2:41.85	2:38.12	2:39.34					
<b>121</b>	<b>Simon EDWARDS</b>										
	<b>Lap</b>	<b>1</b>	<b>2</b>	<b>3</b>	<b>4</b>	<b>5</b>	<b>6</b>	<b>7</b>	<b>8</b>	<b>9</b>	<b>10</b>
	1	2:31.21	2:23.84	2:25.26	2:25.79	2:24.38	2:25.26				
<b>128</b>	<b>Richard LAKE</b>										
	<b>Lap</b>	<b>1</b>	<b>2</b>	<b>3</b>	<b>4</b>	<b>5</b>	<b>6</b>	<b>7</b>	<b>8</b>	<b>9</b>	<b>10</b>
	1	2:23.17	2:17.39	2:12.86	2:10.93	2:18.64	2:14.83				
<b>129</b>	<b>Brian WALTON</b>										
	<b>Lap</b>	<b>1</b>	<b>2</b>	<b>3</b>	<b>4</b>	<b>5</b>	<b>6</b>	<b>7</b>	<b>8</b>	<b>9</b>	<b>10</b>
	1	3:29.69	3:37.56	3:32.85	3:37.89						
<b>130</b>	<b>Michael HUDSON</b>										
	<b>Lap</b>	<b>1</b>	<b>2</b>	<b>3</b>	<b>4</b>	<b>5</b>	<b>6</b>	<b>7</b>	<b>8</b>	<b>9</b>	<b>10</b>
	1	2:44.31	2:32.41	2:35.45	2:32.52	2:30.40					
<b>190</b>	<b>George PARKINSON</b>										
	<b>Lap</b>	<b>1</b>	<b>2</b>	<b>3</b>	<b>4</b>	<b>5</b>	<b>6</b>	<b>7</b>	<b>8</b>	<b>9</b>	<b>10</b>
	1	2:37.10	2:35.34	2:37.77	2:36.97	2:35.95					
<b>194</b>	<b>Simon BLAKENEY-EDWARDS</b>										
	<b>Lap</b>	<b>1</b>	<b>2</b>	<b>3</b>	<b>4</b>	<b>5</b>	<b>6</b>	<b>7</b>	<b>8</b>	<b>9</b>	<b>10</b>
	1	2:18.57	2:12.56								



---

**195 Edward WILLIAMS**

<b>Lap</b>	<b>1</b>	<b>2</b>	<b>3</b>	<b>4</b>	<b>5</b>	<b>6</b>	<b>7</b>	<b>8</b>	<b>9</b>	<b>10</b>
1	2:12.54	2:01.97	2:02.01	2:04.00	2:11.17	2:04.16	2:06.62			



## The Vintage Sports-Car Club

### RACE I – ALL-COMERS SHORT SCRATCH RACE FOR PRE-WAR CARS (VSCC SET 5)

#### RESULT

Pl	No	Cl	Name	Car	Lap	Time	Behind	MPH	Best Lap on	MPH	Handicap
1	4		Nicholas TOPLISS	ERA R4A	6	11:28.16		68.66	1:53.31	2	69.49
2	6		Julian GRIMWADE	Frazer Nash Norris Special	6	11:30.63	2.47	68.41	1:53.32	2	69.49
3	21		Eddie GIBBS	Frazer Nash Single Seater	6	11:31.34	3.18	68.34	1:53.12	2	69.61
4	56		Julian WILTON	ERA R7B	6	12:08.00	39.84	64.90	1:58.51	6	66.44 16.94
5	29		Christian PEDERSEN	Austin 7 Special	6	12:10.02	41.86	64.72	1:58.17	5	66.64 21.00
6	62		Michael JAMES	Riley 12/4 TT Sprite Replica	6	12:28.78	1:00.62	63.10	2:02.58	3	64.24 13.30*
7	97		David SEBER	Wolseley Hornet Special	6	12:34.80	1:06.64	62.59	2:02.54	4	64.26 19.56
8	10		Richard ILIFFE	Riley Kestrel 12/4 Special	6	12:38.49	1:10.33	62.29	2:04.16	2	63.42 13.53
9	131		Richard LAKE	Aston Martin 15/98	6	13:14.74	1:46.58	59.45	2:09.47	3	60.82 17.92
10	31		John BRIGGS	Aston Martin Ulster	5	11:28.80	1 Lap	57.16	2:13.68	2	58.90 20.40
11	73		David DANIELS	Riley Grebe Replica	5	11:42.25	1 Lap	56.06	2:16.59	4	57.65 19.30
12	27		Geoff TOMS	Fiat 508S	5	11:44.59	1 Lap	55.88	2:16.29	4	57.78 23.14
13	87		David ASPLIN	Austin 7 Ulster Replica	5	11:58.26	1 Lap	54.81	2:20.47	2	56.06 15.91
14	77		Keith PIPER	Aston Martin International	5	12:23.81	1 Lap	52.93	2:25.81	4	54.00 14.76
15	43		Ian FYFE	Alvis 12/70 Special	5	13:36.80	1 Lap	48.20	2:37.21	5	50.09 30.75
16	120		David SPENCE	Austin 7 Special	5	13:48.28	1 Lap	47.53	2:41.99	5	48.61 18.33

#### Not Classified

113	William COLLEDGE	Wolseley Hornet Special	4	10:48.58	DNF	48.56	2:33.09	4	51.44
-----	------------------	-------------------------	---	----------	-----	-------	---------	---	-------

#### Fastest Lap

21	Eddie GIBBS	Frazer Nash SS Racer					1:53.12	2	69.61
----	-------------	----------------------	--	--	--	--	---------	---	-------

#### AWARDS

##### Race Winner & 1<sup>st</sup> Class C

4	Nicholas TOPLISS	ERA R4A	
2 <sup>nd</sup>	Julian GRIMWADE	Frazer Nash Norris Special	(& 1 <sup>st</sup> Class D)
3 <sup>rd</sup>	Eddie GIBBS	Frazer Nash Single Seater	(& 1 <sup>st</sup> Class B)

##### First VSCC 'Standard' Car

10	31	John BRIGGS	Aston Martin Ulster
----	----	-------------	---------------------

##### Other Capacity Class Winners

5	29	Christian PEDERSEN	Austin 7 Special	(1 <sup>st</sup> Class A)
---	----	--------------------	------------------	---------------------------

##### First on Handicap

6	62	Michael JAMES	Riley 12/4 TT Sprite Replica
---	----	---------------	------------------------------

# SCRATCH RACE FOR PRE-WAR CARS (VSCC SET 5)

## LAP TIMES - RACE 1

<b>4</b>	<b>Nicholas TOPLISS</b>									
<b>Lap</b>	<b>1</b>	<b>2</b>	<b>3</b>	<b>4</b>	<b>5</b>	<b>6</b>	<b>7</b>	<b>8</b>	<b>9</b>	<b>10</b>
1	1:53.65	1:53.31	1:53.41	1:56.41	1:53.93	1:55.29				
<b>6</b>	<b>Julian GRIMWADE</b>									
<b>Lap</b>	<b>1</b>	<b>2</b>	<b>3</b>	<b>4</b>	<b>5</b>	<b>6</b>	<b>7</b>	<b>8</b>	<b>9</b>	<b>10</b>
1	1:55.55	1:53.32	1:53.96	1:55.69	1:53.78	1:55.37				
<b>10</b>	<b>Richard ILIFFE</b>									
<b>Lap</b>	<b>1</b>	<b>2</b>	<b>3</b>	<b>4</b>	<b>5</b>	<b>6</b>	<b>7</b>	<b>8</b>	<b>9</b>	<b>10</b>
1	2:08.37	2:04.16	2:04.77	2:04.88	2:05.53	2:06.20				
<b>21</b>	<b>Eddie GIBBS</b>									
<b>Lap</b>	<b>1</b>	<b>2</b>	<b>3</b>	<b>4</b>	<b>5</b>	<b>6</b>	<b>7</b>	<b>8</b>	<b>9</b>	<b>10</b>
1	1:57.29	1:53.12	1:53.79	1:55.65	1:53.93	1:55.16				
<b>27</b>	<b>Geoff TOMS</b>									
<b>Lap</b>	<b>1</b>	<b>2</b>	<b>3</b>	<b>4</b>	<b>5</b>	<b>6</b>	<b>7</b>	<b>8</b>	<b>9</b>	<b>10</b>
1	2:27.64	2:19.49	2:16.60	2:16.29	2:19.31					
<b>29</b>	<b>Christian PEDERSEN</b>									
<b>Lap</b>	<b>1</b>	<b>2</b>	<b>3</b>	<b>4</b>	<b>5</b>	<b>6</b>	<b>7</b>	<b>8</b>	<b>9</b>	<b>10</b>
1	2:03.59	2:00.62	2:00.81	2:04.13	1:58.17	1:59.33				
<b>31</b>	<b>John BRIGGS</b>									
<b>Lap</b>	<b>1</b>	<b>2</b>	<b>3</b>	<b>4</b>	<b>5</b>	<b>6</b>	<b>7</b>	<b>8</b>	<b>9</b>	<b>10</b>
1	2:24.19	2:13.68	2:15.65	2:14.57	2:14.01					
<b>43</b>	<b>Ian FYFE</b>									
<b>Lap</b>	<b>1</b>	<b>2</b>	<b>3</b>	<b>4</b>	<b>5</b>	<b>6</b>	<b>7</b>	<b>8</b>	<b>9</b>	<b>10</b>
1	2:45.15	2:43.49	2:43.11	2:38.02	2:37.21					
<b>56</b>	<b>Julian WILTON</b>									
<b>Lap</b>	<b>1</b>	<b>2</b>	<b>3</b>	<b>4</b>	<b>5</b>	<b>6</b>	<b>7</b>	<b>8</b>	<b>9</b>	<b>10</b>
1	2:01.92	2:01.02	2:00.74	2:02.95	1:59.03	1:58.51				
<b>62</b>	<b>Michael JAMES</b>									
<b>Lap</b>	<b>1</b>	<b>2</b>	<b>3</b>	<b>4</b>	<b>5</b>	<b>6</b>	<b>7</b>	<b>8</b>	<b>9</b>	<b>10</b>
1	2:05.65	2:03.53	2:02.58	2:04.60	2:03.70	2:03.86				
<b>73</b>	<b>David DANIELS</b>									
<b>Lap</b>	<b>1</b>	<b>2</b>	<b>3</b>	<b>4</b>	<b>5</b>	<b>6</b>	<b>7</b>	<b>8</b>	<b>9</b>	<b>10</b>
1	2:22.16	2:20.55	2:17.72	2:16.59	2:18.42					
<b>77</b>	<b>Keith PIPER</b>									
<b>Lap</b>	<b>1</b>	<b>2</b>	<b>3</b>	<b>4</b>	<b>5</b>	<b>6</b>	<b>7</b>	<b>8</b>	<b>9</b>	<b>10</b>
1	2:27.16	2:25.84	2:27.77	2:25.81	2:28.22					
<b>87</b>	<b>David ASPLIN</b>									
<b>Lap</b>	<b>1</b>	<b>2</b>	<b>3</b>	<b>4</b>	<b>5</b>	<b>6</b>	<b>7</b>	<b>8</b>	<b>9</b>	<b>10</b>
1	2:24.43	2:20.47	2:21.12	2:23.20	2:22.39					

---

<b>97</b>	<b>David SEBER</b>										
	<b>Lap</b>	<b>1</b>	<b>2</b>	<b>3</b>	<b>4</b>	<b>5</b>	<b>6</b>	<b>7</b>	<b>8</b>	<b>9</b>	<b>10</b>
	1	2:08.34	2:04.36	2:04.75	2:02.54	2:05.36	2:04.01				

---

<b>113</b>	<b>William COLLEDGE</b>										
	<b>Lap</b>	<b>1</b>	<b>2</b>	<b>3</b>	<b>4</b>	<b>5</b>	<b>6</b>	<b>7</b>	<b>8</b>	<b>9</b>	<b>10</b>
	1	2:42.73	2:44.09	2:35.64	2:33.09						

---

<b>120</b>	<b>David SPENCE</b>										
	<b>Lap</b>	<b>1</b>	<b>2</b>	<b>3</b>	<b>4</b>	<b>5</b>	<b>6</b>	<b>7</b>	<b>8</b>	<b>9</b>	<b>10</b>
	1	2:45.75	2:44.38	2:44.04	2:42.40	2:41.99					

---

<b>131</b>	<b>Richard LAKE</b>										
	<b>Lap</b>	<b>1</b>	<b>2</b>	<b>3</b>	<b>4</b>	<b>5</b>	<b>6</b>	<b>7</b>	<b>8</b>	<b>9</b>	<b>10</b>
	1	2:15.69	2:10.19	2:09.47	2:10.13	2:11.68	2:11.98				

---

# Lap Chart

## SCRATCH RACE FOR PRE-WAR CARS (VSCC SET 5) - RACE 1

Lap 1		Lap 2		Lap 3		Lap 4		Lap 5		Lap 6		Lap 7		Lap 8		Lap 9		Lap 10	
No	Time	No	Time	No	Time	No	Time	No	Time	No	Time	No	Time	No	Time	No	Time	No	Time
4	1:55.81	4	3:49.12	4	5:42.53	4	7:38.94	4	9:32.87	4	11:28.16								
6	1:58.51	6	3:51.83	6	5:45.79	6	7:41.48	6	9:35.26	31	11:28.80 *1								
21	1:59.69	21	3:52.81	21	5:46.60	21	7:42.25	87	9:35.87 *1	6	11:30.63								
56	2:05.75	56	4:06.77	56	6:07.51	56	8:10.46	21	9:36.18	21	11:31.34								
29	2:06.96	29	4:07.58	29	6:08.39	29	8:12.52	77	9:55.59 *1	73	11:42.25 *1								
62	2:10.51	62	4:14.04	62	6:16.62	113	8:15.49 *1	56	10:09.49	27	11:44.59 *1								
10	2:12.95	10	4:17.11	10	6:21.88	62	8:21.22	29	10:10.69	87	11:58.26 *1								
97	2:13.78	97	4:18.14	97	6:22.89	43	8:21.57 *1	62	10:24.92	56	12:08.00								
131	2:21.29	131	4:31.48	131	6:40.95	120	8:23.89 *1	97	10:30.79	29	12:10.02								
73	2:28.97	31	4:44.57	31	7:00.22	97	8:25.43	10	10:32.29	77	12:23.81 *1								
31	2:30.89	73	4:49.52	73	7:07.24	10	8:26.76	113	10:48.58 *1	62	12:28.78								
87	2:31.08	87	4:51.55	27	7:08.99	131	8:51.08	43	10:59.59 *1	97	12:34.80								
27	2:32.90	27	4:52.39	87	7:12.67	31	9:14.79	131	11:02.76	10	12:38.49								
77	2:36.17	77	5:02.01	77	7:29.78	73	9:23.83	120	11:06.29 *1	131	13:14.74								
43	2:54.97	43	5:38.46				27	9:25.28		43	13:36.80 *1								
120	2:55.47	113	5:39.85							120	13:48.28 *1								
113	2:55.76	120	5:39.85																

# RACE GRID

## SCRATCH RACE FOR PRE-WAR CARS (VSCC SET 5)

### RACE 1

ROW 10		<b>43</b> 02:45.730 Ian FYFE	
ROW 9	<b>120</b> 02:44.960 David SPENCE		<b>113</b> 02:44.430 William COLLEDGE
ROW 8	<b>77</b> 02:29.900 Keith PIPER	<b>87</b> 02:25.540 David ASPLIN	
ROW 7	<b>73</b> 02:22.400 David DANIELS		<b>76</b> 02:19.020 Simon KELLEWAY
ROW 6	<b>31</b> 02:18.850 John BRIGGS	<b>131</b> 02:15.650 Richard LAKE	
ROW 5	<b>27</b> 02:13.970 Geoff TOMS		<b>97</b> 02:07.220 David SEBER
ROW 4	<b>10</b> 02:07.010 Richard ILIFFE	<b>62</b> 02:04.000 Michael JAMES	
ROW 3	<b>56</b> 02:02.220 Julian WILTON		<b>29</b> 02:01.590 Christian PEDERSEN
ROW 2	<b>6</b> 01:54.370 Julian GRIMWADE	<b>21</b> 01:52.200 Eddie GIBBS	
ROW 1	<b>4</b> 01:50.730 Nicholas TOPLISS		<b>45</b> 01:49.610 Mark GILLIES

Grid Used: Thick Yellow Markings

POLE



## The Vintage Sports-Car Club

### RACE 2 – THE JOHN HOLLAND TROPHY RACE FOR VINTAGE RACING CARS (VSCC SET 1) INCORPORATING THE WILLIAMS TROPHY FOR PRE-1935 TWO-SEATER GRAND PRIX CARS

#### RESULT

Pl	No	Cl	Name	Car	Lap	Time	Behind	MPH	Best Lap on	MPH	Handicap
1	5		Tom WALKER	Amilcar-Hispano Special	8	15:12.72		69.02	1:51.43	6	70.67
2	2		Justin MAEERS	GN Parker	8	15:25.62	12.90	68.06	1:52.98	3	69.70
3	12		Tony LEES	AC/GN Cognac	8	15:28.67	15.95	67.83	1:54.17	4	68.97
4	49		Sue DARBYSHIRE	Morgan Super Aero	8	15:45.12	32.40	66.65	1:56.28	2	67.72 14.88
5	13	W	Duncan PITTAWAY	Bugatti T35	8	15:51.06	38.34	66.24	1:57.13	4	67.23 14.02
6	52		Dougal CAWLEY	GN/Ford Piglet	8	16:06.96	54.24	65.15	1:57.55	3	66.99 26.56
7	54	W	Mike PRESTON	Bugatti T35B	8	16:38.71	1:25.99	63.08	2:02.91	2	64.07 15.43*
8	59		Alex PEACOP	Frazer Nash AC	8	17:21.92	2:09.20	60.46	2:04.89	5	63.05 42.80
9	196		Tim KNELLER	Riley Brooklands	7	15:21.70	1 Lap	59.80	2:08.89	5	61.09 19.47
10	60	W	Bo WILLIAMS	Bugatti T35B	7	15:24.46	1 Lap	59.62	2:09.35	6	60.88 19.01
11	18		James RICKETTS	Riley 9 Monoposto	7	15:30.75	1 Lap	59.22	2:09.50	4	60.81 24.25
12	46	W	Philip BEWLEY	Bugatti T35	7	16:05.45	1 Lap	57.09	2:15.73	7	58.01 15.34

#### Not Classified

9	W	Chris HUDSON	Bugatti T35B	4	8:32.67	DNF	61.44	2:03.55	2	63.73
50		Robert CARR	AC/GN Special	3	6:04.09	DNF	64.88	1:58.63	0	66.38

#### Fastest Lap

5	Tom WALKER	Amilcar-Hispano Special						1:51.43	6	70.67
---	------------	-------------------------	--	--	--	--	--	---------	---	-------

Car 2 - Time includes a 10 second jump start penalty

#### AWARDS

##### Race Winner & Winner of the John Holland Trophy

5	Tom WALKER	Amilcar-Hispano Special
2 <sup>nd</sup>	Justin MAEERS	GN Parker
3 <sup>rd</sup>	Tony LEES	AC/GN Cognac

##### Other Capacity Class Winners

196	Tim KNELLER	Riley Brooklands	(1 <sup>st</sup> Car up to 1100cc)
49	Sue DARBYSHIRE	Morgan Super Aero	(1 <sup>st</sup> Car 1101-1500cc)

##### Winner of the Williams Trophy & Kenneth Bear Trophy

13	Duncan PITTAWAY	Bugatti T35
----	-----------------	-------------

##### Winner of the Bruton Trophy

46	Philip BEWLEY	Bugatti T35
----	---------------	-------------



*Alan Dutton*

##### First on Handicap

54	Mike PRESTON	Bugatti T35B
----	--------------	--------------

# VINTAGE RACING CARS (VSCC SET 1) & WILLIAMS TROPHY RACE

## LAP TIMES - RACE 2

<b>2</b>	<b>Justin MAEERS</b>									
<b>Lap</b>	<b>1</b>	<b>2</b>	<b>3</b>	<b>4</b>	<b>5</b>	<b>6</b>	<b>7</b>	<b>8</b>	<b>9</b>	<b>10</b>
1	1:56.80	1:53.61	1:52.98	1:53.55	1:54.12	1:53.51	1:54.94	1:54.84		
<b>5</b>	<b>Tom WALKER</b>									
<b>Lap</b>	<b>1</b>	<b>2</b>	<b>3</b>	<b>4</b>	<b>5</b>	<b>6</b>	<b>7</b>	<b>8</b>	<b>9</b>	<b>10</b>
1	1:53.30	1:52.23	1:55.03	1:52.03	1:56.43	1:51.43	1:55.33	1:52.53		
<b>9</b>	<b>Chris HUDSON</b>									
<b>Lap</b>	<b>1</b>	<b>2</b>	<b>3</b>	<b>4</b>	<b>5</b>	<b>6</b>	<b>7</b>	<b>8</b>	<b>9</b>	<b>10</b>
1	2:11.10	2:03.55	2:03.97	2:09.48						
<b>12</b>	<b>Tony LEES</b>									
<b>Lap</b>	<b>1</b>	<b>2</b>	<b>3</b>	<b>4</b>	<b>5</b>	<b>6</b>	<b>7</b>	<b>8</b>	<b>9</b>	<b>10</b>
1	1:57.78	1:54.53	1:55.24	1:54.17	1:54.83	1:55.13	1:55.93	1:57.79		
<b>13</b>	<b>Duncan PITTAWAY</b>									
<b>Lap</b>	<b>1</b>	<b>2</b>	<b>3</b>	<b>4</b>	<b>5</b>	<b>6</b>	<b>7</b>	<b>8</b>	<b>9</b>	<b>10</b>
1	2:01.11	1:59.00	1:58.32	1:57.13	1:57.25	1:58.03	1:57.88	1:59.69		
<b>18</b>	<b>James RICKETTS</b>									
<b>Lap</b>	<b>1</b>	<b>2</b>	<b>3</b>	<b>4</b>	<b>5</b>	<b>6</b>	<b>7</b>	<b>8</b>	<b>9</b>	<b>10</b>
1	2:12.65	2:11.69	2:13.60	2:09.50	2:09.90	2:12.96	2:15.08			
<b>46</b>	<b>Philip BEWLEY</b>									
<b>Lap</b>	<b>1</b>	<b>2</b>	<b>3</b>	<b>4</b>	<b>5</b>	<b>6</b>	<b>7</b>	<b>8</b>	<b>9</b>	<b>10</b>
1	2:20.72	2:16.89	2:16.05	2:16.33	2:16.11	2:16.43	2:15.73			
<b>49</b>	<b>Sue DARBYSHIRE</b>									
<b>Lap</b>	<b>1</b>	<b>2</b>	<b>3</b>	<b>4</b>	<b>5</b>	<b>6</b>	<b>7</b>	<b>8</b>	<b>9</b>	<b>10</b>
1	2:02.08	1:56.28	1:56.65	1:57.07	1:57.17	1:56.62	1:59.15	1:57.66		
<b>50</b>	<b>Robert CARR</b>									
<b>Lap</b>	<b>1</b>	<b>2</b>	<b>3</b>	<b>4</b>	<b>5</b>	<b>6</b>	<b>7</b>	<b>8</b>	<b>9</b>	<b>10</b>
1	2:02.67	2:02.79	1:58.63							
<b>52</b>	<b>Dougal CAWLEY</b>									
<b>Lap</b>	<b>1</b>	<b>2</b>	<b>3</b>	<b>4</b>	<b>5</b>	<b>6</b>	<b>7</b>	<b>8</b>	<b>9</b>	<b>10</b>
1	2:03.47	1:59.75	1:57.55	2:00.37	1:59.26	2:00.27	2:00.67	2:02.07		
<b>54</b>	<b>Mike PRESTON</b>									
<b>Lap</b>	<b>1</b>	<b>2</b>	<b>3</b>	<b>4</b>	<b>5</b>	<b>6</b>	<b>7</b>	<b>8</b>	<b>9</b>	<b>10</b>
1	2:06.40	2:02.91	2:02.94	2:03.78	2:03.59	2:04.19	2:03.61	2:06.39		
<b>59</b>	<b>Alex PEACOP</b>									
<b>Lap</b>	<b>1</b>	<b>2</b>	<b>3</b>	<b>4</b>	<b>5</b>	<b>6</b>	<b>7</b>	<b>8</b>	<b>9</b>	<b>10</b>
1	2:13.54	2:08.84	2:11.98	2:05.98	2:04.89	2:06.90	2:11.30	2:11.41		
<b>60</b>	<b>Bo WILLIAMS</b>									
<b>Lap</b>	<b>1</b>	<b>2</b>	<b>3</b>	<b>4</b>	<b>5</b>	<b>6</b>	<b>7</b>	<b>8</b>	<b>9</b>	<b>10</b>
1	2:12.52	2:10.61	2:10.04	2:11.52	2:09.88	2:09.35	2:14.74			



---

**196 Tim KNELLER**

<b>Lap</b>	<b>1</b>	<b>2</b>	<b>3</b>	<b>4</b>	<b>5</b>	<b>6</b>	<b>7</b>	<b>8</b>	<b>9</b>	<b>10</b>
1	2:13.59	2:11.50	2:12.83	2:10.77	2:08.89	2:09.36	2:09.01			


# Lap Chart

## VINTAGE RACING CARS (VSCC SET 1) & WILLIAMS TROPHY RACE - RACE 2

Lap 1		Lap 2		Lap 3		Lap 4		Lap 5		Lap 6		Lap 7		Lap 8		Lap 9		Lap 10	
No	Time	No	Time	No	Time	No	Time	No	Time	No	Time	No	Time	No	Time	No	Time	No	Time
5	1:57.71	5	3:49.94	2	5:44.66	5	7:37.00	2	9:32.33	5	11:24.86	5	13:20.19	5	15:12.72				
2	1:58.07	2	3:51.68	5	5:44.97	2	7:38.21	5	9:33.43	2	11:25.84	2	13:20.78	196	15:21.70 *1				
12	2:01.05	12	3:55.58	12	5:50.82	12	7:44.99	12	9:39.82	46	11:33.29 *1	12	13:30.88	60	15:24.46 *1				
50	2:02.67	49	4:00.80	49	5:57.45	49	7:54.52	49	9:51.69	12	11:34.95	49	13:47.46	2	15:25.62				
13	2:03.76	13	4:02.76	13	6:01.08	13	7:58.21	13	9:55.46	49	11:48.31	46	13:49.72 *1	12	15:28.67				
49	2:04.52	50	4:05.46	50	6:04.09	52	8:04.69	52	10:03.95	13	11:53.49	13	13:51.37	18	15:30.75 *1				
52	2:07.02	52	4:06.77	52	6:04.32	54	8:20.93	54	10:24.52	52	12:04.22	52	14:04.89	49	15:45.12				
54	2:11.30	54	4:14.21	54	6:17.15	9	8:32.67	59	10:52.31	54	12:28.71	54	14:32.32	13	15:51.06				
9	2:15.67	9	4:19.22	9	6:23.19	59	8:47.42	60	11:00.37	59	12:59.21	59	15:10.51	46	16:05.45 *1				
18	2:18.02	60	4:28.93	60	6:38.97	60	8:50.49	18	11:02.71	60	13:09.72			52	16:06.96				
60	2:18.32	59	4:29.46	59	6:41.44	18	8:52.81	196	11:03.33	196	13:12.69			54	16:38.71				
196	2:19.34	18	4:29.71	18	6:43.31	196	8:54.44			18	13:15.67			59	17:21.92				
59	2:20.62	196	4:30.84	196	6:43.67	46	9:17.18												
46	2:27.91	46	4:44.80	46	7:00.85														



# RACE GRID



## VINTAGE RACING CARS (VSCC SET 1) & WILLIAMS TROPHY RACE

### RACE 2

ROW 8		<b>59</b> Alex PEACOP
ROW 7	<b>46</b> 02:16.390 Philip BEWLEY	<b>60</b> 02:13.970 Bo WILLIAMS
ROW 6	<b>18</b> 02:12.100 James RICKETTS	<b>196</b> 02:08.620 Tim KNELLER
ROW 5	<b>50</b> 02:04.650 Robert CARR	<b>54</b> 02:03.170 Mike PRESTON
ROW 4	<b>9</b> 02:03.080 Chris HUDSON	<b>5</b> 02:02.570 Tom WALKER
ROW 3	<b>52</b> 02:02.180 Dougal CAWLEY	<b>12</b> 02:00.380 Tony LEES
ROW 2	<b>13</b> 01:59.670 Duncan PITTAWAY	<b>3</b> 01:59.040 Jonathan COBB
ROW 1	<b>49</b> 01:57.040 Sue DARBYSHIRE	<b>2</b> 01:56.240 Justin MAEERS

Grid Used: Thick Yellow Markings

**POLE**



## The Vintage Sports-Car Club

### RACE 3 – THE SHUTTLEWORTH, NUFFIELD & LEN THOMPSON MEMORIAL TROPHIES RACE FOR FRONT ENGINED PRE-1961 RACING CARS (VSCC SET 2)

#### RESULT

Pl	No	Cl	Name	Car	Lap	Time	Behind	MPH	Best Lap on	MPH	Handicap
1	1		Frederick HARPER	Kurtis Indy-Roadster	8	14:51.67		70.65	1:48.67	8	72.46
2	4		Nicholas TOPLISS	ERA R4A	8	14:56.84	5.17	70.24	1:50.35	2	71.36
3	21		Eddie GIBBS	Frazer Nash Single Seater	8	15:00.17	8.50	69.98	1:51.46	5	70.65
4	34		Bill TUER	Morgan Super Sports	8	15:17.81	26.14	68.64	1:52.88	7	69.76 14.77
5	47		Hamish BIBBY	Morgan Super Sports	8	15:18.21	26.54	68.61	1:52.88	7	69.76 15.17
6	56		Julian WILTON	ERA R7B	8	16:11.59	1:19.92	64.84	1:59.62	6	65.83 14.63*
7	58		Simon STOKES	Riley Treen	8	16:30.26	1:38.59	63.61	2:01.03	6	65.06 22.02
8	11		Thomas HARDMAN	MG Bellevue Special	7	15:20.87	1 Lap	59.86	2:08.33	5	61.36 22.56

#### Fastest Lap

1	Frederick HARPER	Kurtis Indy-Roadster	1:48.67	8	72.46
---	------------------	----------------------	---------	---	-------

#### AWARDS

##### Race Winner

1	Frederick HARPER	Kurtis Indy-Roadster
---	------------------	----------------------

##### Winner of the Shuttleworth Trophy & 2<sup>nd</sup> Place

4	Nicholas TOPLISS	ERA R4A
---	------------------	---------

##### Winner of the Nuffield and Len Thompson Memorial Trophies & 3<sup>rd</sup> Place

21	Eddie GIBBS	Frazer Nash Single Seater
----	-------------	---------------------------

##### First on Handicap

56	Julian WILTON	ERA R7B
----	---------------	---------

# Bonhams

# FRONT ENGINED PRE-1961 RACING CARS (VSCC SET 2)

## LAP TIMES - RACE 3

---

<b>1</b>	<b>Frederick HARPER</b>									
<b>Lap</b>	<b>1</b>	<b>2</b>	<b>3</b>	<b>4</b>	<b>5</b>	<b>6</b>	<b>7</b>	<b>8</b>	<b>9</b>	<b>10</b>
1	1:53.65	1:50.22	1:49.99	1:51.28	1:51.85	1:52.47	1:51.20	1:48.67		

---

<b>4</b>	<b>Nicholas TOPLISS</b>									
<b>Lap</b>	<b>1</b>	<b>2</b>	<b>3</b>	<b>4</b>	<b>5</b>	<b>6</b>	<b>7</b>	<b>8</b>	<b>9</b>	<b>10</b>
1	1:54.33	1:50.35	1:52.02	1:51.99	1:51.54	1:51.38	1:51.13	1:50.68		

---

<b>11</b>	<b>Thomas HARDMAN</b>									
<b>Lap</b>	<b>1</b>	<b>2</b>	<b>3</b>	<b>4</b>	<b>5</b>	<b>6</b>	<b>7</b>	<b>8</b>	<b>9</b>	<b>10</b>
1	2:13.06	2:09.43	2:08.69	2:09.99	2:08.33	2:15.48	2:10.26			

---

<b>21</b>	<b>Eddie GIBBS</b>									
<b>Lap</b>	<b>1</b>	<b>2</b>	<b>3</b>	<b>4</b>	<b>5</b>	<b>6</b>	<b>7</b>	<b>8</b>	<b>9</b>	<b>10</b>
1	1:54.64	1:52.84	1:51.48	1:51.72	1:51.46	1:51.96	1:51.54	1:51.95		

---

<b>34</b>	<b>Bill TUER</b>									
<b>Lap</b>	<b>1</b>	<b>2</b>	<b>3</b>	<b>4</b>	<b>5</b>	<b>6</b>	<b>7</b>	<b>8</b>	<b>9</b>	<b>10</b>
1	1:56.55	1:54.39	1:54.14	1:54.64	1:53.50	1:54.17	1:52.88	1:53.74		

---

<b>47</b>	<b>Hamish BIBBY</b>									
<b>Lap</b>	<b>1</b>	<b>2</b>	<b>3</b>	<b>4</b>	<b>5</b>	<b>6</b>	<b>7</b>	<b>8</b>	<b>9</b>	<b>10</b>
1	1:58.33	1:54.26	1:53.22	1:54.24	1:53.68	1:53.96	1:52.88	1:53.88		

---

<b>56</b>	<b>Julian WILTON</b>									
<b>Lap</b>	<b>1</b>	<b>2</b>	<b>3</b>	<b>4</b>	<b>5</b>	<b>6</b>	<b>7</b>	<b>8</b>	<b>9</b>	<b>10</b>
1	2:04.16	2:01.65	2:00.84	2:01.13	1:59.74	1:59.62	2:00.75	1:59.65		

---


<b>58</b>	<b>Simon STOKES</b>									
<b>Lap</b>	<b>1</b>	<b>2</b>	<b>3</b>	<b>4</b>	<b>5</b>	<b>6</b>	<b>7</b>	<b>8</b>	<b>9</b>	<b>10</b>
1	2:07.44	2:04.13	2:03.62	2:03.02	2:02.53	2:01.03	2:02.27	2:01.61		

---


# Lap Chart

## FRONT ENGINED PRE-1961 RACING CARS (VSCC SET 2) - RACE 3

Lap 1		Lap 2		Lap 3		Lap 4		Lap 5		Lap 6		Lap 7		Lap 8		Lap 9		Lap 10	
No	Time	No	Time	No	Time	No	Time	No	Time	No	Time	No	Time	No	Time	No	Time	No	Time
1	1:55.99	1	3:46.21	1	5:36.20	1	7:27.48	1	9:19.33	1	11:11.80	1	13:03.00	1	14:51.67				
21	1:57.22	4	3:48.10	4	5:40.12	4	7:32.11	4	9:23.65	4	11:15.03	4	13:06.16	4	14:56.84				
4	1:57.75	21	3:50.06	21	5:41.54	21	7:33.26	21	9:24.72	21	11:16.68	21	13:08.22	21	15:00.17				
34	2:00.35	34	3:54.74	34	5:48.88	34	7:43.52	34	9:37.02	34	11:31.19	11	13:10.61 *1	34	15:17.81				
47	2:02.09	47	3:56.35	47	5:49.57	47	7:43.81	47	9:37.49	47	11:31.45	34	13:24.07	47	15:18.21				
56	2:08.21	56	4:09.86	56	6:10.70	56	8:11.83	56	10:11.57	56	12:11.19	47	13:24.33	11	15:20.87 *1				
58	2:12.05	58	4:16.18	58	6:19.80	58	8:22.82	58	10:25.35	58	12:26.38	56	14:11.94	56	16:11.59				
11	2:18.69	11	4:28.12	11	6:36.81	11	8:46.80	11	10:55.13			58	14:28.65	58	16:30.26				



# RACE GRID




## FRONT ENGINED PRE-1961 RACING CARS (VSCC SET 2)

### RACE 3

ROW 6			<b>11</b>	02:08.130 Thomas HARDMAN	
ROW 5		<b>98</b>	02:07.530 Rodney SEBER		<b>58</b>
ROW 4	<b>56</b>	02:02.220 Julian WILTON		<b>29</b>	02:01.590 Christian PEDERSEN
ROW 3		<b>34</b>	01:56.560 Bill TUER		<b>47</b>
ROW 2	<b>21</b>	01:52.200 Eddie GIBBS		<b>1</b>	01:50.760 Frederick HARPER
ROW 1		<b>4</b>	01:50.730 Nicholas TOPLISS		<b>45</b>

Grid Used: Thick Yellow Markings

**POLE**





## The Vintage Sports-Car Club

### RACE 4 – THE MELVILLE TROPHY RACE FOR SPECIAL PRE-WAR SPORTS CARS (VSCC SET 4)

#### RESULT

Pl	No	Cl	Name	Car	Lap	Time	Behind	MPH	Best Lap on	MPH	Handicap	
1	52		Dougal CAWLEY	GN/Ford Piglet	6	12:11.73		64.57	1:59.34	4	65.98	
2	61		Ewen GETLEY	Bentley 3/4½ Litre	6	12:25.89	14.16	63.34	2:02.22	2	64.43	
3	17		Andrew MITCHELL	HRG 1 ½ Litre	6	12:26.59	14.86	63.28	2:02.00	4	64.54	
4	191		Jeremy BREWSTER	Frazer Nash Geoghegan	6	12:27.67	15.94	63.19	2:02.05	6	64.52	15.37
5	19		Mark BRETT	Ballamy-Ford (LMB) V8 Special	6	12:31.08	19.35	62.90	2:02.24	3	64.42	17.64
6	63		Mark GILLIES	Aston Martin Speed Model	6	12:31.72	19.99	62.85	2:01.82	3	64.64	20.80
7	10		Richard ILIFFE	Riley Kestrel 12/4 Special	6	12:34.57	22.84	62.61	2:02.50	3	64.28	19.57
8	65		David WYLIE	Frazer Nash AC	6	13:10.30	58.57	59.78	2:08.78	3	61.15	17.62
9	70		Jeffrey EDWARDS	Alvis Sports Special	6	13:25.29	1:13.56	58.67	2:11.38	2	59.94	17.01*
10	26		Steven SMITH	Hotchkiss AM80	6	13:26.96	1:15.23	58.55	2:11.62	3	59.83	17.24
11	23		Christopher BATTY	Frazer Nash Super Sports	6	13:29.96	1:18.23	58.33	2:11.14	4	60.04	23.12
12	82		David LEWIS	Alvis Firebird/Speed 25	6	13:30.98	1:19.25	58.26	2:11.01	3	60.10	24.92
13	36		James WHITMORE	Riley 12/4 Special	6	13:33.37	1:21.64	58.09	2:11.40	4	59.93	24.97
14	73		David DANIELS	Riley Grebe Replica	6	13:51.23	1:39.50	56.84	2:14.30	2	58.63	25.43
15	33		Michael NEW	Riley 12/4	6	14:05.57	1:53.84	55.87	2:16.80	5	57.56	24.77
16	101		Stephen RIDDINGTON	Riley 12/4 Special	5	12:41.71	1 Lap	51.69	2:27.28	2	53.46	25.31
17	86		David SAXL	Riley 12/4 Special	5	12:48.75	1 Lap	51.21	2:28.47	3	53.04	26.40
18	115		Nicholas MORLEY	Lagonda LG45 Open 2 Seater	5	12:58.16	1 Lap	50.60	2:27.28	5	53.46	41.76
19	38		Tim PARKER	Lagonda 2 Litre SML	5	13:00.65	1 Lap	50.43	2:31.70	4	51.91	22.15
20	102		Michael BARBER	MG Q Type Replica	5	13:15.89	1 Lap	49.47	2:34.80	2	50.87	21.89

#### Not Classified

62	Michael JAMES	Riley 12/4 TT Sprite Replica	5	10:23.51	DNF	63.14	2:00.90	2	65.13
----	---------------	------------------------------	---	----------	-----	-------	---------	---	-------

#### Fastest Lap

52	Dougal CAWLEY	GN/Ford Piglet					1:59.34	4	65.98
----	---------------	----------------	--	--	--	--	---------	---	-------

#### AWARDS

##### Race Winner, Winner of the Melville Trophy, First Car over 3000cc & First Vintage Car

52	Dougal CAWLEY	GN/Ford Piglet	
2 <sup>nd</sup>	61	Ewen GETLEY	Bentley 3/4½ Litre (& 2 <sup>nd</sup> Vintage Car)
3 <sup>rd</sup>	17	Andrew MITCHELL	HRG 1 ½ Litre (& 1 <sup>st</sup> Car 1101-2000cc)

##### Other Capacity Class Winners

102	Michael BARBER	MG Q Type Replica	(1 <sup>st</sup> Car up to 1100cc)
26	Steven SMITH	Hotchkiss AM80	(1 <sup>st</sup> Car 2001-3000cc)

##### Other Vintage Cars

3 <sup>rd</sup>	191	Jeremy BREWSTER	Frazer Nash Geoghegan
-----------------	-----	-----------------	-----------------------

##### First on Handicap

70	Jeffrey EDWARDS	Alvis Sports Special
----	-----------------	----------------------

**HAGERTY**  
CLASSIC CAR INSURANCE



# SPECIAL PRE-WAR SPORTS CARS (VSCC SET 4)

## LAP TIMES - RACE 4

<b>10</b>	<b>Richard ILIFFE</b>										
	<b>Lap</b>	<b>1</b>	<b>2</b>	<b>3</b>	<b>4</b>	<b>5</b>	<b>6</b>	<b>7</b>	<b>8</b>	<b>9</b>	<b>10</b>
	1	2:08.45	2:02.63	2:02.50	2:02.69	2:07.90	2:05.44				
<b>17</b>	<b>Andrew MITCHELL</b>										
	<b>Lap</b>	<b>1</b>	<b>2</b>	<b>3</b>	<b>4</b>	<b>5</b>	<b>6</b>	<b>7</b>	<b>8</b>	<b>9</b>	<b>10</b>
	1	2:06.90	2:03.58	2:02.40	2:02.00	2:06.08	2:02.50				
<b>19</b>	<b>Mark BRETT</b>										
	<b>Lap</b>	<b>1</b>	<b>2</b>	<b>3</b>	<b>4</b>	<b>5</b>	<b>6</b>	<b>7</b>	<b>8</b>	<b>9</b>	<b>10</b>
	1	2:07.91	2:03.77	2:02.24	2:02.56	2:07.40	2:03.30				
<b>23</b>	<b>Christopher BATTY</b>										
	<b>Lap</b>	<b>1</b>	<b>2</b>	<b>3</b>	<b>4</b>	<b>5</b>	<b>6</b>	<b>7</b>	<b>8</b>	<b>9</b>	<b>10</b>
	1	2:19.67	2:13.27	2:12.67	2:11.14	2:12.30	2:15.18				
<b>26</b>	<b>Steven SMITH</b>										
	<b>Lap</b>	<b>1</b>	<b>2</b>	<b>3</b>	<b>4</b>	<b>5</b>	<b>6</b>	<b>7</b>	<b>8</b>	<b>9</b>	<b>10</b>
	1	2:17.93	2:12.48	2:11.62	2:12.71	2:12.24	2:13.57				
<b>33</b>	<b>Michael NEW</b>										
	<b>Lap</b>	<b>1</b>	<b>2</b>	<b>3</b>	<b>4</b>	<b>5</b>	<b>6</b>	<b>7</b>	<b>8</b>	<b>9</b>	<b>10</b>
	1	2:24.59	2:18.39	2:18.13	2:18.14	2:16.80	2:21.41				
<b>36</b>	<b>James WHITMORE</b>										
	<b>Lap</b>	<b>1</b>	<b>2</b>	<b>3</b>	<b>4</b>	<b>5</b>	<b>6</b>	<b>7</b>	<b>8</b>	<b>9</b>	<b>10</b>
	1	2:22.54	2:13.07	2:11.41	2:11.40	2:12.93	2:15.02				
<b>38</b>	<b>Tim PARKER</b>										
	<b>Lap</b>	<b>1</b>	<b>2</b>	<b>3</b>	<b>4</b>	<b>5</b>	<b>6</b>	<b>7</b>	<b>8</b>	<b>9</b>	<b>10</b>
	1	2:34.70	2:34.93	2:34.87	2:31.70	2:33.32					
<b>52</b>	<b>Dougal CAWLEY</b>										
	<b>Lap</b>	<b>1</b>	<b>2</b>	<b>3</b>	<b>4</b>	<b>5</b>	<b>6</b>	<b>7</b>	<b>8</b>	<b>9</b>	<b>10</b>
	1	2:03.84	2:00.34	1:59.42	1:59.34	2:01.01	2:05.44				
<b>61</b>	<b>Ewen GETLEY</b>										
	<b>Lap</b>	<b>1</b>	<b>2</b>	<b>3</b>	<b>4</b>	<b>5</b>	<b>6</b>	<b>7</b>	<b>8</b>	<b>9</b>	<b>10</b>
	1	2:05.44	2:02.22	2:03.78	2:03.56	2:05.49	2:02.97				
<b>62</b>	<b>Michael JAMES</b>										
	<b>Lap</b>	<b>1</b>	<b>2</b>	<b>3</b>	<b>4</b>	<b>5</b>	<b>6</b>	<b>7</b>	<b>8</b>	<b>9</b>	<b>10</b>
	1	2:08.08	2:00.90	2:01.01	2:03.70	2:05.52					
<b>63</b>	<b>Mark GILLIES</b>										
	<b>Lap</b>	<b>1</b>	<b>2</b>	<b>3</b>	<b>4</b>	<b>5</b>	<b>6</b>	<b>7</b>	<b>8</b>	<b>9</b>	<b>10</b>
	1	2:10.93	2:02.10	2:01.82	2:02.33	2:06.76	2:03.12				
<b>65</b>	<b>David WYLIE</b>										
	<b>Lap</b>	<b>1</b>	<b>2</b>	<b>3</b>	<b>4</b>	<b>5</b>	<b>6</b>	<b>7</b>	<b>8</b>	<b>9</b>	<b>10</b>
	1	2:13.56	2:09.01	2:08.78	2:09.88	2:09.29	2:14.86				

<b>70</b>	<b>Jeffrey EDWARDS</b>									
<b>Lap</b>	<b>1</b>	<b>2</b>	<b>3</b>	<b>4</b>	<b>5</b>	<b>6</b>	<b>7</b>	<b>8</b>	<b>9</b>	<b>10</b>
1	2:15.02	2:11.38	2:11.99	2:11.96	2:12.53	2:16.56				
<b>73</b>	<b>David DANIELS</b>									
<b>Lap</b>	<b>1</b>	<b>2</b>	<b>3</b>	<b>4</b>	<b>5</b>	<b>6</b>	<b>7</b>	<b>8</b>	<b>9</b>	<b>10</b>
1	2:23.78	2:14.30	2:14.31	2:14.51	2:17.53	2:19.51				
<b>82</b>	<b>David LEWIS</b>									
<b>Lap</b>	<b>1</b>	<b>2</b>	<b>3</b>	<b>4</b>	<b>5</b>	<b>6</b>	<b>7</b>	<b>8</b>	<b>9</b>	<b>10</b>
1	2:20.87	2:13.18	2:11.01	2:11.37	2:11.85	2:15.53				
<b>86</b>	<b>David SAXL</b>									
<b>Lap</b>	<b>1</b>	<b>2</b>	<b>3</b>	<b>4</b>	<b>5</b>	<b>6</b>	<b>7</b>	<b>8</b>	<b>9</b>	<b>10</b>
1	2:34.57	2:34.46	2:28.47	2:28.73	2:32.93					
<b>101</b>	<b>Stephen RIDDINGTON</b>									
<b>Lap</b>	<b>1</b>	<b>2</b>	<b>3</b>	<b>4</b>	<b>5</b>	<b>6</b>	<b>7</b>	<b>8</b>	<b>9</b>	<b>10</b>
1	2:26.70	2:27.28	2:28.45	2:31.19	2:39.27					
<b>102</b>	<b>Michael BARBER</b>									
<b>Lap</b>	<b>1</b>	<b>2</b>	<b>3</b>	<b>4</b>	<b>5</b>	<b>6</b>	<b>7</b>	<b>8</b>	<b>9</b>	<b>10</b>
1	2:34.85	2:34.80	2:37.12	2:40.26	2:39.76					
<b>115</b>	<b>Nicholas MORLEY</b>									
<b>Lap</b>	<b>1</b>	<b>2</b>	<b>3</b>	<b>4</b>	<b>5</b>	<b>6</b>	<b>7</b>	<b>8</b>	<b>9</b>	<b>10</b>
1	2:33.40	2:34.89	2:36.75	2:34.75	2:27.28					
<b>191</b>	<b>Jeremy BREWSTER</b>									
<b>Lap</b>	<b>1</b>	<b>2</b>	<b>3</b>	<b>4</b>	<b>5</b>	<b>6</b>	<b>7</b>	<b>8</b>	<b>9</b>	<b>10</b>
1	2:05.51	2:02.14	2:05.27	2:02.73	2:06.50	2:02.05				

# Lap Chart

## SPECIAL PRE-WAR SPORTS CARS (VSCC SET 4) - RACE 4

Lap 1		Lap 2		Lap 3		Lap 4		Lap 5		Lap 6		Lap 7		Lap 8		Lap 9		Lap 10	
No	Time	No	Time	No	Time	No	Time	No	Time	No	Time	No	Time	No	Time	No	Time	No	Time
52	2:06.18	52	4:06.52	52	6:05.94	52	8:05.28	52	10:06.29	52	12:11.73								
61	2:07.87	61	4:10.09	61	6:13.87	61	8:17.43	86	10:15.82 *1	61	12:25.89								
191	2:08.98	191	4:11.12	62	6:14.29	62	8:17.99	61	10:22.92	17	12:26.59								
17	2:10.03	62	4:13.28	17	6:16.01	17	8:18.01	62	10:23.51	191	12:27.67								
19	2:11.81	17	4:13.61	191	6:16.39	191	8:19.12	17	10:24.09	19	12:31.08								
62	2:12.38	19	4:15.58	19	6:17.82	19	8:20.38	191	10:25.62	63	12:31.72								
10	2:13.41	10	4:16.04	10	6:18.54	10	8:21.23	38	10:27.33 *1	10	12:34.57								
63	2:15.59	63	4:17.69	63	6:19.51	63	8:21.84	19	10:27.78	101	12:41.71 *1								
65	2:18.48	65	4:27.49	65	6:36.27	65	8:46.15	63	10:28.60	86	12:48.75 *1								
70	2:20.87	70	4:32.25	70	6:44.24	70	8:56.20	10	10:29.13	115	12:58.16 *1								
26	2:24.34	26	4:36.82	26	6:48.44	26	9:01.15	115	10:30.88 *1	38	13:00.65 *1								
23	2:25.40	23	4:38.67	23	6:51.34	23	9:02.48	102	10:36.13 *1	65	13:10.30								
82	2:28.04	82	4:41.22	82	6:52.23	82	9:03.60	65	10:55.44	102	13:15.89 *1								
36	2:29.54	36	4:42.61	36	6:54.02	36	9:05.42	70	11:08.73	70	13:25.29								
73	2:31.07	73	4:45.37	73	6:59.68	73	9:14.19	26	11:13.39	26	13:26.96								
33	2:32.70	33	4:51.09	33	7:09.22	33	9:27.36	23	11:14.78	23	13:29.96								
101	2:35.52	101	5:02.80	101	7:31.25	101	10:02.44	82	11:15.45	82	13:30.98								
102	2:43.95	86	5:18.62	86	7:47.09			36	11:18.35	36	13:33.37								
86	2:44.16	102	5:18.75	38	7:55.63			73	11:31.72	73	13:51.23								
115	2:44.49	115	5:19.38	102	7:55.87			33	11:44.16	33	14:05.57								
38	2:45.83	38	5:20.76	115	7:56.13														

# RACE GRID

## SPECIAL PRE-WAR SPORTS CARS (VSCC SET 4)

### RACE 4

ROW 12		<b>115</b> 02:34.230 Nicholas MORLEY	
ROW 11	<b>86</b> 02:33.910 David SAXL		<b>38</b> 02:33.470 Tim PARKER
ROW 10	<b>102</b> 02:32.200 Michael BARBER	<b>101</b> 02:27.150 Stephen RIDDINGTON	
ROW 9	<b>73</b> 02:22.400 David DANIELS		<b>33</b> 02:21.930 Michael NEW
ROW 8	<b>28</b> 02:21.040 Anthony FENWICK-WILS	<b>82</b> 02:19.680 David LEWIS	
ROW 7	<b>36</b> 02:19.670 James WHITMORE		<b>26</b> 02:16.880 Steven SMITH
ROW 6	<b>23</b> 02:14.700 Christopher BATTY	<b>70</b> 02:14.580 Jeffrey EDWARDS	
ROW 5	<b>65</b> 02:07.450 David WYLIE		<b>10</b> 02:07.010 Richard ILIFFE
ROW 4	<b>62</b> 02:04.000 Michael JAMES	<b>63</b> 02:03.580 Mark GILLIES	
ROW 3	<b>19</b> 02:03.440 Mark BRETT		<b>191</b> 02:02.840 Jeremy BREWSTER
ROW 2	<b>17</b> 02:02.620 Andrew MITCHELL	<b>61</b> 02:02.370 Ewen GETLEY	
ROW 1	<b>52</b> 02:02.180 Dougal CAWLEY		<b>3</b> 01:59.040 Jonathan COBB

Grid Used: Thick Yellow Markings

**POLE**



## The Vintage Sports-Car Club

### RACE 5 – THE LUNA LOGISTICS CLASSIC FORMULA FORD CHAMPIONSHIP

#### RESULT

Pl	No	Cl	Name	Car	Lap	Time	Behind	MPH	Best Lap on	MPH
1	9	A	Adriano MEDEIROS	Van Diemen RF80	13	21:02.71		81.07	1:35.70	4 82.28
2	10	B	Gislain GENECAND	Crossle 25F	13	21:08.21	5.50	80.72	1:36.21	8 81.84
3	1	A	Mike GARDENER	Crossle 32F	13	21:14.32	11.61	80.33	1:35.68	4 82.30
4	56	A	Nigel LINGWOOD	Van Diemen RF80	13	21:25.50	22.79	79.63	1:37.34	6 80.89
5	13	A	Stuart KESTENBAUM	Van Diemen RF79	13	21:30.24	27.53	79.34	1:37.52	10 80.75
6	67	A	Scott GUTHRIE	Crossle 25F	13	21:30.73	28.02	79.31	1:37.97	3 80.37
7	15	B	Matthew WRIGLEY	Merlyn MK11A/20	13	21:31.10	28.39	79.29	1:37.91	9 80.42
8	8	A	Mark ARMSTRONG	Van Diemen RF80	13	21:31.75	29.04	79.25	1:37.50	10 80.76
9	34	A	Colin WILLIAMS	PRS RH01	13	21:38.44	35.73	78.84	1:38.08	8 80.28
10	31	A	Tom ROARK	Van Diemen VD78	13	21:38.75	36.04	78.82	1:38.03	9 80.33
11	72	B	Alistair LITTLEWOOD	Merlyn MK20A	13	21:40.99	38.28	78.68	1:38.31	8 80.10
12	3	A	Tom BROWN	Van Diemen RF79	13	21:49.70	46.99	78.16	1:38.08	7 80.28
13	27	A	Steve PEARCE	Van Diemen RF81	13	21:59.29	56.58	77.59	1:39.07	3 79.48
14	52	A	Rupert HOWE	Royale RP26	13	22:13.01	1:10.30	76.79	1:40.49	13 78.36
15	16	A	Graham TERRY	Van Diemen RF80	13	22:22.49	1:19.78	76.25	1:40.58	9 78.29
16	37	B	Kevin HOWELL	Elden MK8	13	22:24.05	1:21.34	76.16	1:41.20	6 77.81
17	6	B	Ian FERNIHOUGH	Merlyn MK11A	13	22:31.37	1:28.66	75.75	1:41.99	4 77.21
18	87	B	Ian JEARY	Elden MK8	13	22:38.21	1:35.50	75.37	1:42.18	5 77.06
19	94	B	Geoff UNDERWOOD	Merlyn MK20A	12	21:05.08	1 Lap	74.69	1:43.98	4 75.73
20	71	A	Peter HACKETT	PRS RH01	12	21:36.01	1 Lap	72.91	1:45.63	6 74.55
21	11	B	Mike SAUNDERS	Hawke DL11	12	21:53.86	1 Lap	71.92	1:47.18	12 73.47

#### Not Classified

42	A	Paul DUKES	Van Diemen RF81	6	10:23.84	DNF	75.73	1:41.16	6 77.84
29	A	John VILLAGE	Crossle 25F	6	9:56.22	DNF	79.24	1:37.66	6 80.63
60	Inv	Robin HASLAM	Reynard	0		Starter			

#### Fastest Laps

1	A	Mike GARDENER	Crossle 32F				1:35.68	4 82.30
10	B	Gislain GENECAND	Crossle 25F				1:36.21	8 81.84

#### AWARDS

##### Race Winner & 1<sup>st</sup> Class A

	9	A	Adriano MEDEIROS	Van Diemen RF80	
2 <sup>nd</sup>	10	B	Gislain GENECAND	Crossle 25F	(& 1 <sup>st</sup> Class B)
3 <sup>rd</sup>	1	A	Mike GARDENER	Crossle 32F	



# PRE-1982 CLASSIC FORMULA FORD 1600 CARS

## LAP TIMES - RACE 5

---

**1 Mike GARDENER**

Lap	1	2	3	4	5	6	7	8	9	10
1	1:41.64	1:36.45	1:35.85	1:35.68	1:37.18	1:35.82	1:36.59	1:36.75	1:37.43	1:38.41
11	1:36.28	1:48.48	1:36.13							

---

**3 Tom BROWN**

Lap	1	2	3	4	5	6	7	8	9	10
1	1:44.30	1:39.87	1:39.36	1:39.67	1:39.49	1:39.10	1:38.08	1:38.13	1:38.66	1:38.11
11	1:39.19	1:44.84	1:46.43							

---

**6 Ian FERNIHOUGH**

Lap	1	2	3	4	5	6	7	8	9	10
1	1:50.22	1:43.65	1:43.61	1:41.99	1:42.29	1:42.65	1:42.57	1:42.57	1:43.27	1:42.96
11	1:43.27	1:42.89	1:43.29							

---

**8 Mark ARMSTRONG**

Lap	1	2	3	4	5	6	7	8	9	10
1	1:44.67	1:38.25	1:37.89	1:39.41	1:38.78	1:38.96	1:38.22	1:39.95	1:37.83	1:37.50
11	1:38.61	1:38.37	1:39.50							

---

**9 Adriano MEDEIROS**

Lap	1	2	3	4	5	6	7	8	9	10
1	1:41.77	1:36.57	1:36.08	1:35.70	1:36.38	1:35.89	1:36.45	1:36.73	1:37.77	1:38.13
11	1:36.79	1:36.48	1:36.34							

---

**10 Gislain GENECAND**

Lap	1	2	3	4	5	6	7	8	9	10
1	1:42.60	1:36.85	1:36.62	1:36.90	1:36.74	1:37.47	1:36.53	1:36.21	1:36.41	1:38.04
11	1:37.48	1:37.15	1:36.86							

---

**11 Mike SAUNDERS**

Lap	1	2	3	4	5	6	7	8	9	10
1	1:52.82	1:48.02	1:47.98	1:48.19	1:48.56	1:48.48	1:47.46	1:49.40	1:49.88	1:51.85
11	1:47.37	1:47.18								

---

**13 Stuart KESTENBAUM**

Lap	1	2	3	4	5	6	7	8	9	10
1	1:44.20	1:37.85	1:38.41	1:39.90	1:38.82	1:38.90	1:38.29	1:38.81	1:38.12	1:37.52
11	1:39.08	1:38.57	1:39.54							

---

**15 Matthew WRIGLEY**

Lap	1	2	3	4	5	6	7	8	9	10
1	1:44.96	1:37.97	1:37.93	1:39.19	1:39.04	1:39.09	1:38.01	1:39.43	1:37.91	1:38.24
11	1:38.67	1:38.45	1:39.41							

---

**16 Graham TERRY**

Lap	1	2	3	4	5	6	7	8	9	10
1	1:48.33	1:42.51	1:42.40	1:40.87	1:41.96	1:41.76	1:43.54	1:41.71	1:40.58	1:45.87
11	1:42.39	1:43.62	1:41.44							

<b>27</b>	<b>Steve PEARCE</b>									
<b>Lap</b>	<b>1</b>	<b>2</b>	<b>3</b>	<b>4</b>	<b>5</b>	<b>6</b>	<b>7</b>	<b>8</b>	<b>9</b>	<b>10</b>
1	1:45.89	1:40.04	1:39.07	1:39.35	1:41.87	1:40.99	1:40.59	1:40.99	1:40.98	1:40.95
11	1:41.83	1:41.08	1:40.65							
<b>29</b>	<b>John VILLAGE</b>									
<b>Lap</b>	<b>1</b>	<b>2</b>	<b>3</b>	<b>4</b>	<b>5</b>	<b>6</b>	<b>7</b>	<b>8</b>	<b>9</b>	<b>10</b>
1	1:42.38	1:38.33	1:38.16	1:38.26	1:38.95	1:37.66				
<b>31</b>	<b>Tom ROARK</b>									
<b>Lap</b>	<b>1</b>	<b>2</b>	<b>3</b>	<b>4</b>	<b>5</b>	<b>6</b>	<b>7</b>	<b>8</b>	<b>9</b>	<b>10</b>
1	1:45.48	1:39.70	1:39.13	1:39.99	1:39.94	1:38.72	1:38.56	1:38.66	1:38.03	1:38.47
11	1:39.23	1:39.11	1:39.47							
<b>34</b>	<b>Colin WILLIAMS</b>									
<b>Lap</b>	<b>1</b>	<b>2</b>	<b>3</b>	<b>4</b>	<b>5</b>	<b>6</b>	<b>7</b>	<b>8</b>	<b>9</b>	<b>10</b>
1	1:45.02	1:39.78	1:39.27	1:39.43	1:39.46	1:38.75	1:38.43	1:38.08	1:38.70	1:38.36
11	1:38.91	1:39.16	1:39.97							
<b>37</b>	<b>Kevin HOWELL</b>									
<b>Lap</b>	<b>1</b>	<b>2</b>	<b>3</b>	<b>4</b>	<b>5</b>	<b>6</b>	<b>7</b>	<b>8</b>	<b>9</b>	<b>10</b>
1	1:47.76	1:42.82	1:43.91	1:42.06	1:42.20	1:41.20	1:43.05	1:42.05	1:41.72	1:42.45
11	1:42.50	1:43.54	1:43.45							
<b>42</b>	<b>Paul DUKES</b>									
<b>Lap</b>	<b>1</b>	<b>2</b>	<b>3</b>	<b>4</b>	<b>5</b>	<b>6</b>	<b>7</b>	<b>8</b>	<b>9</b>	<b>10</b>
1	1:49.03	1:41.54	1:41.86	1:42.38	1:41.29	1:41.16				
<b>52</b>	<b>Rupert HOWE</b>									
<b>Lap</b>	<b>1</b>	<b>2</b>	<b>3</b>	<b>4</b>	<b>5</b>	<b>6</b>	<b>7</b>	<b>8</b>	<b>9</b>	<b>10</b>
1	1:47.85	1:42.56	1:42.85	1:42.85	1:42.44	1:41.33	1:42.90	1:41.58	1:40.96	1:41.11
11	1:40.50	1:40.56	1:40.49							
<b>56</b>	<b>Nigel LINGWOOD</b>									
<b>Lap</b>	<b>1</b>	<b>2</b>	<b>3</b>	<b>4</b>	<b>5</b>	<b>6</b>	<b>7</b>	<b>8</b>	<b>9</b>	<b>10</b>
1	1:43.33	1:38.03	1:38.32	1:37.52	1:37.47	1:37.34	1:37.47	1:39.46	1:38.96	1:38.59
11	1:38.35	1:38.03	1:39.40							
<b>67</b>	<b>Scott GUTHRIE</b>									
<b>Lap</b>	<b>1</b>	<b>2</b>	<b>3</b>	<b>4</b>	<b>5</b>	<b>6</b>	<b>7</b>	<b>8</b>	<b>9</b>	<b>10</b>
1	1:44.02	1:38.39	1:37.97	1:39.25	1:38.90	1:38.93	1:38.15	1:38.49	1:38.04	1:38.07
11	1:38.71	1:38.65	1:39.31							
<b>71</b>	<b>Peter HACKETT</b>									
<b>Lap</b>	<b>1</b>	<b>2</b>	<b>3</b>	<b>4</b>	<b>5</b>	<b>6</b>	<b>7</b>	<b>8</b>	<b>9</b>	<b>10</b>
1	1:51.25	1:46.52	1:46.13	1:47.35	1:46.65	1:45.63	1:47.28	1:46.56	1:45.94	1:49.42
11	1:47.96	1:49.12								
<b>72</b>	<b>Alistair LITTLEWOOD</b>									
<b>Lap</b>	<b>1</b>	<b>2</b>	<b>3</b>	<b>4</b>	<b>5</b>	<b>6</b>	<b>7</b>	<b>8</b>	<b>9</b>	<b>10</b>
1	1:45.99	1:39.43	1:39.81	1:39.37	1:38.36	1:39.02	1:39.14	1:38.31	1:38.58	1:38.66
11	1:39.73	1:42.24	1:38.78							
<b>87</b>	<b>Ian JEARY</b>									
<b>Lap</b>	<b>1</b>	<b>2</b>	<b>3</b>	<b>4</b>	<b>5</b>	<b>6</b>	<b>7</b>	<b>8</b>	<b>9</b>	<b>10</b>

1	1:48.98	1:44.23	1:43.16	1:42.84	1:42.18	1:42.70	1:43.90	1:42.65	1:43.08	1:42.26
11	1:43.48	1:42.63	1:50.05							

---

**94 Geoff UNDERWOOD**

<b>Lap</b>	<b>1</b>	<b>2</b>	<b>3</b>	<b>4</b>	<b>5</b>	<b>6</b>	<b>7</b>	<b>8</b>	<b>9</b>	<b>10</b>
1	1:49.00	1:44.30	1:44.49	1:43.98	1:44.30	1:44.14	1:45.66	1:45.09	1:44.25	1:44.28
11	1:44.11	1:45.86								



# Lap Chart

## PRE-1982 CLASSIC FORMULA FORD 1600 CARS - RACE 5

Lap 1		Lap 2		Lap 3		Lap 4		Lap 5		Lap 6		Lap 7		Lap 8		Lap 9		Lap 10	
No	Time	No	Time	No	Time	No	Time	No	Time	No	Time	No	Time	No	Time	No	Time	No	Time
1	1:43.27	1	3:19.72	1	4:55.57	1	6:31.25	9	8:08.13	9	9:44.02	9	11:20.47	9	12:57.20	9	14:34.97	9	16:13.10
9	1:43.40	9	3:19.97	9	4:56.05	9	6:31.75	1	8:08.43	1	9:44.25	1	11:20.84	1	12:57.59	1	14:35.02	1	16:13.43
29	1:44.86	10	3:21.80	10	4:58.42	10	6:35.32	10	8:12.06	10	9:49.53	10	11:26.06	10	13:02.27	11	14:37.58 *1	10	16:16.72
10	1:44.95	29	3:23.19	29	5:01.35	29	6:39.61	56	8:17.90	56	9:55.24	56	11:32.71	56	13:12.17	10	14:38.68	11	16:27.46 *1
13	1:46.43	13	3:24.28	13	5:02.69	56	6:40.43	29	8:18.56	29	9:56.22	13	11:38.60	13	13:17.41	56	14:51.13	56	16:29.72
56	1:46.56	56	3:24.59	56	5:02.91	13	6:42.59	13	8:21.41	13	10:00.31	15	11:38.99	67	13:17.95	13	14:55.53	13	16:33.05
15	1:47.76	15	3:25.73	15	5:03.66	15	6:42.85	15	8:21.89	15	10:00.98	67	11:39.46	15	13:18.42	67	14:55.99	67	16:34.06
67	1:47.87	67	3:26.26	67	5:04.23	67	6:43.48	67	8:22.38	67	10:01.31	8	11:39.99	8	13:19.94	15	14:56.33	15	16:34.57
8	1:48.48	8	3:26.73	8	5:04.62	8	6:44.03	8	8:22.81	8	10:01.77	3	11:44.34	3	13:22.47	8	14:57.77	8	16:35.27
3	1:48.77	3	3:28.64	3	5:08.00	3	6:47.67	72	8:26.53	72	10:05.55	72	11:44.69	72	13:23.00	3	15:01.13	3	16:39.24
72	1:49.56	72	3:28.99	31	5:08.57	72	6:48.17	3	8:27.16	3	10:06.26	34	11:45.26	34	13:23.34	72	15:01.58	72	16:40.24
31	1:49.74	31	3:29.44	72	5:08.80	31	6:48.56	34	8:28.08	34	10:06.83	31	11:45.78	31	13:24.44	34	15:02.04	34	16:40.40
34	1:50.14	34	3:29.92	34	5:09.19	34	6:48.62	31	8:28.50	31	10:07.22	27	11:52.81	27	13:33.80	31	15:02.47	31	16:40.94
27	1:50.90	27	3:30.94	27	5:10.01	27	6:49.36	27	8:31.23	27	10:12.22	16	12:06.88	16	13:48.59	27	15:14.78	27	16:55.73
52	1:52.88	52	3:35.44	52	5:18.29	16	6:59.62	16	8:41.58	16	10:23.34	52	12:07.81	52	13:49.39	16	15:29.17	52	17:11.46
37	1:53.10	37	3:35.92	16	5:18.75	52	7:01.14	42	8:42.68	42	10:23.84	37	12:08.34	37	13:50.39	52	15:30.35	37	17:14.56
16	1:53.84	16	3:36.35	42	5:19.01	42	7:01.39	52	8:43.58	52	10:24.91	6	12:13.12	6	13:55.69	37	15:32.11	16	17:15.04
94	1:54.62	42	3:37.15	37	5:19.83	37	7:01.89	37	8:44.09	37	10:25.29	87	12:14.06	87	13:56.71	6	15:38.96	6	17:21.92
87	1:55.05	94	3:38.92	87	5:22.44	87	7:05.28	87	8:47.46	87	10:30.16	94	12:21.49	94	14:06.58	87	15:39.79	87	17:22.05
42	1:55.61	87	3:39.28	94	5:23.41	6	7:05.61	6	8:47.90	6	10:30.55	71	12:37.01	71	14:23.57	94	15:50.83	94	17:35.11
6	1:56.36	6	3:40.01	6	5:23.62	94	7:07.39	94	8:51.69	94	10:35.83	11	12:48.18			71	16:09.51		
71	1:57.45	71	3:43.97	71	5:30.10	71	7:17.45	71	9:04.10	71	10:49.73								
11	1:59.49	11	3:47.51	11	5:35.49	11	7:23.68	11	9:12.24	11	11:00.72								

# Lap Chart

## PRE-1982 CLASSIC FORMULA FORD 1600 CARS - RACE 5

Lap 11		Lap 12		Lap 13		Lap 14		Lap 15		Lap 16		Lap 17		Lap 18		Lap 19		Lap 20	
No	Time	No	Time	No	Time	No	Time	No	Time	No	Time	No	Time	No	Time	No	Time	No	Time
1	17:49.71	9	19:26.37	9	21:02.71														
9	17:49.89	10	19:31.35	94	21:05.08 *1														
10	17:54.20	1	19:38.19	10	21:08.21														
71	17:58.93 *1	56	19:46.10	1	21:14.32														
56	18:08.07	71	19:46.89 *1	56	21:25.50														
13	18:12.13	13	19:50.70	13	21:30.24														
67	18:12.77	67	19:51.42	67	21:30.73														
15	18:13.24	15	19:51.69	15	21:31.10														
8	18:13.88	8	19:52.25	8	21:31.75														
3	18:18.43	34	19:58.47	71	21:36.01 *1														
11	18:19.31 *1	31	19:59.28	34	21:38.44														
34	18:19.31	72	20:02.21	31	21:38.75														
72	18:19.97	3	20:03.27	72	21:40.99														
31	18:20.17	11	20:06.68 *1	3	21:49.70														
27	18:37.56	27	20:18.64	11	21:53.86 *1														
52	18:51.96	52	20:32.52	27	21:59.29														
37	18:57.06	37	20:40.60	52	22:13.01														
16	18:57.43	16	20:41.05	16	22:22.49														
6	19:05.19	6	20:48.08	37	22:24.05														
87	19:05.53	87	20:48.16	6	22:31.37														
94	19:19.22			87	22:38.21														

# RACE GRID

## PRE-1982 CLASSIC FORMULA FORD 1600 CARS

### RACE 5

ROW 12	<b>42</b> - Paul DUKES	<b>60</b> 01:52.000 Robin HASLAM
ROW 11	<b>11</b> 01:49.440 Mike SAUNDERS	<b>71</b> 01:45.970 Peter HACKETT
ROW 10	<b>6</b> 01:43.770 Ian FERNIHOUGH	<b>87</b> 01:43.270 Ian JEARY
ROW 9	<b>16</b> 01:42.640 Graham TERRY	<b>94</b> 01:41.790 Geoff UNDERWOOD
ROW 8	<b>37</b> 01:41.170 Kevin HOWELL	<b>34</b> 01:40.950 Colin WILLIAMS
ROW 7	<b>52</b> 01:40.910 Rupert HOWE	<b>27</b> 01:39.870 Steve PEARCE
ROW 6	<b>3</b> 01:39.610 Tom BROWN	<b>31</b> 01:39.370 Tom ROARK
ROW 5	<b>67</b> 01:38.240 Scott GUTHRIE	<b>8</b> 01:38.120 Mark ARMSTRONG
ROW 4	<b>72</b> 01:38.020 Alistair LITTLEWOOD	<b>56</b> 01:37.420 Nigel LINGWOOD
ROW 3	<b>29</b> 01:37.290 John VILLAGE	<b>15</b> 01:37.210 Matthew WRIGLEY
ROW 2	<b>10</b> 01:36.970 Gislain GENECAND	<b>13</b> 01:36.520 Stuart KESTENBAUM
ROW 1	<b>9</b> 01:35.590 Adriano MEDEIROS	<b>1</b> 01:35.010 Mike GARDENER

Grid Used: Thick Yellow Markings

POLE



## The Vintage Sports-Car Club

### RACE 6 – THE GEOGHEGAN TROPHY RACE FOR STANDARD & MODIFIED PRE-WAR SPORTS CARS (VSCC SET 3)

#### RESULT

Pl	No	Cl	Name	Car	Lap	Time	Behind	MPH	Best Lap on	MPH	Handicap	
1	55		William MAHANY	HRG Le Mans Model	6	12:09.47		64.77	1:58.44	3	66.48	
2	195		Edward WILLIAMS	Frazer Nash Super Sports	6	12:17.66	8.19	64.05	1:58.45	3	66.48	
3	17		Andrew MITCHELL	HRG 1½ Litre	6	12:24.37	14.90	63.47	2:00.68	2	65.25	
4	54		Mike PRESTON	Bugatti T35B	6	12:28.17	18.70	63.15	2:01.62	3	64.74	18.45
5	71		Mark GROVES	Frazer Nash TT Rep Emeryson	6	13:13.29	1:03.82	59.56	2:07.93	6	61.55	25.71
6	128		Richard LAKE	Aston Martin 15/98 Speed Model	6	13:17.10	1:07.63	59.27	2:10.44	3	60.37	14.46
7	75		Paul WAINE	Frazer Nash TT Replica	6	13:26.74	1:17.27	58.56	2:09.57	2	60.77	29.32
8	31		John BRIGGS	Aston Martin Ulster	6	13:45.89	1:36.42	57.21	2:13.77	3	58.86	23.27
9	30		Duncan POTTER	MG Montlhery Midget	6	14:02.23	1:52.76	56.10	2:18.00	4	57.06	14.23
10	28		Anthony FENWICK-WILSON	Railton LS Tourer	6	14:16.44	2:06.97	55.17	2:18.20	6	56.98	27.24
11	32		Adam GENTILLI	Frazer Nash TT Replica	6	14:18.94	2:09.47	55.00	2:19.86	6	56.30	19.78*
12	53		Jonathan SHARP	Riley 15/6 TT Sprite	6	14:30.31	2:20.84	54.29	2:21.22	6	55.76	22.99
13	93		Dennis JOHNSON	Frazer Nash Colmore	5	12:19.39	1 Lap	53.25	2:23.21	2	54.98	23.34
14	121		Simon EDWARDS	Morgan Aero Supersport	5	12:20.19	1 Lap	53.19	2:22.39	3	55.30	28.24
15	77		Keith PIPER	Aston Martin International	5	12:27.46	1 Lap	52.67	2:23.14	2	55.01	31.76
16	106		Andrew MORLAND	MG PA	5	12:36.81	1 Lap	52.02	2:26.16	2	53.87	26.01
17	37		Noel RUNNELS-MOSS	Vauxhall 30-98 Velox	5	12:45.29	1 Lap	51.45	2:27.69	2	53.32	26.84
18	111		Chris CADMAN	MG Montlhery Midget	5	12:46.12	1 Lap	51.39	2:27.94	5	53.23	26.42
19	39		Cyril HANCOCK	Fiat New Balilla	5	12:50.83	1 Lap	51.08	2:27.86	5	53.25	31.53
20	40		David LAMB	Riley Brooklands	5	12:51.89	1 Lap	51.01	2:27.54	5	53.37	34.19
21	118		Simon JACKSON	MG PB	5	13:25.21	1 Lap	48.90	2:36.44	2	50.33	23.01

#### Not Classified

96	John COLLINS	Riley Brooklands	3	7:05.24	DNF	55.55	2:18.15	3	57.00
22	Andy BUSH	Riley TT Sprite Replica	1	2:18.72	DNF	56.76		0	0.00
78	Marcus BLACK	Talbot-Lago T23	0		Starter				

#### Fastest Lap

55	William MAHANY	HRG Le Mans Model				1:58.44	3	66.48
----	----------------	-------------------	--	--	--	---------	---	-------

# AWARDS

## Race Winner and First Un-supercharged Car up to 1100cc

55 William MAHANY HRG Le Mans Model

## Winner of the Geoghegan Trophy, First Un-Supercharged Car 1101-1500cc & First Vintage Car

195 Edward WILLIAMS Frazer Nash Super Sports

3<sup>rd</sup> 17 Andrew MITCHELL HRG 1½ Litre

## Other Capacity Class Winners

128 Richard LAKE Aston Martin 15/98 Speed Model (1<sup>st</sup> Un-supercharged Car 1501-2000cc)

28 Anthony FENWICK-WILSON Railton LS Tourer (1<sup>st</sup> Un-supercharged Car over 3000cc)

## VSCC 'Standard' Cars

1<sup>st</sup> 54 Mike PRESTON Bugatti T35B

2<sup>nd</sup> 31 John BRIGGS Aston Martin Ulster

3<sup>rd</sup> 30 Duncan POTTER MG Montlhery Midget

## First on Handicap

32 Adam GENTILLI Frazer Nash TT Replica

## ROBERT PALMER

PARTNER OF



ST. JAMES'S PLACE  
WEALTH MANAGEMENT

# STANDARD & MODIFIED PRE-WAR SPORTS CARS (VSCC SET 3)

## LAP TIMES - RACE 6

<b>17</b>	<b>Andrew MITCHELL</b>									
<b>Lap</b>	<b>1</b>	<b>2</b>	<b>3</b>	<b>4</b>	<b>5</b>	<b>6</b>	<b>7</b>	<b>8</b>	<b>9</b>	<b>10</b>
1	2:07.51	2:00.68	2:01.36	2:02.06	2:07.39	2:02.41				
<b>22</b>	<b>Andy BUSH</b>									
<b>Lap</b>	<b>1</b>	<b>2</b>	<b>3</b>	<b>4</b>	<b>5</b>	<b>6</b>	<b>7</b>	<b>8</b>	<b>9</b>	<b>10</b>
1	2:13.57									
<b>28</b>	<b>Anthony FENWICK-WILSON</b>									
<b>Lap</b>	<b>1</b>	<b>2</b>	<b>3</b>	<b>4</b>	<b>5</b>	<b>6</b>	<b>7</b>	<b>8</b>	<b>9</b>	<b>10</b>
1	2:25.60	2:18.70	2:20.34	2:21.94	2:22.89	2:18.20				
<b>30</b>	<b>Duncan POTTER</b>									
<b>Lap</b>	<b>1</b>	<b>2</b>	<b>3</b>	<b>4</b>	<b>5</b>	<b>6</b>	<b>7</b>	<b>8</b>	<b>9</b>	<b>10</b>
1	2:21.45	2:19.17	2:19.51	2:18.00	2:19.82	2:18.56				
<b>31</b>	<b>John BRIGGS</b>									
<b>Lap</b>	<b>1</b>	<b>2</b>	<b>3</b>	<b>4</b>	<b>5</b>	<b>6</b>	<b>7</b>	<b>8</b>	<b>9</b>	<b>10</b>
1	2:21.34	2:15.72	2:13.77	2:14.61	2:20.35	2:13.81				
<b>32</b>	<b>Adam GENTILLI</b>									
<b>Lap</b>	<b>1</b>	<b>2</b>	<b>3</b>	<b>4</b>	<b>5</b>	<b>6</b>	<b>7</b>	<b>8</b>	<b>9</b>	<b>10</b>
1	2:25.84	2:21.60	2:20.18	2:20.95	2:22.40	2:19.86				
<b>37</b>	<b>Noel RUNNELS-MOSS</b>									
<b>Lap</b>	<b>1</b>	<b>2</b>	<b>3</b>	<b>4</b>	<b>5</b>	<b>6</b>	<b>7</b>	<b>8</b>	<b>9</b>	<b>10</b>
1	2:34.31	2:27.69	2:28.87	2:35.24	2:28.36					
<b>39</b>	<b>Cyril HANCOCK</b>									
<b>Lap</b>	<b>1</b>	<b>2</b>	<b>3</b>	<b>4</b>	<b>5</b>	<b>6</b>	<b>7</b>	<b>8</b>	<b>9</b>	<b>10</b>
1	2:35.47	2:32.43	2:31.71	2:31.77	2:27.86					
<b>40</b>	<b>David LAMB</b>									
<b>Lap</b>	<b>1</b>	<b>2</b>	<b>3</b>	<b>4</b>	<b>5</b>	<b>6</b>	<b>7</b>	<b>8</b>	<b>9</b>	<b>10</b>
1	2:38.72	2:31.85	2:31.98	2:31.20	2:27.54					
<b>53</b>	<b>Jonathan SHARP</b>									
<b>Lap</b>	<b>1</b>	<b>2</b>	<b>3</b>	<b>4</b>	<b>5</b>	<b>6</b>	<b>7</b>	<b>8</b>	<b>9</b>	<b>10</b>
1	2:28.85	2:22.74	2:24.79	2:21.92	2:22.88	2:21.22				
<b>54</b>	<b>Mike PRESTON</b>									
<b>Lap</b>	<b>1</b>	<b>2</b>	<b>3</b>	<b>4</b>	<b>5</b>	<b>6</b>	<b>7</b>	<b>8</b>	<b>9</b>	<b>10</b>
1	2:08.48	2:03.23	2:01.62	2:02.41	2:04.05	2:05.04				
<b>55</b>	<b>William MAHANY</b>									
<b>Lap</b>	<b>1</b>	<b>2</b>	<b>3</b>	<b>4</b>	<b>5</b>	<b>6</b>	<b>7</b>	<b>8</b>	<b>9</b>	<b>10</b>
1	2:04.01	1:58.66	1:58.44	2:00.04	2:05.10	2:01.09				
<b>71</b>	<b>Mark GROVES</b>									
<b>Lap</b>	<b>1</b>	<b>2</b>	<b>3</b>	<b>4</b>	<b>5</b>	<b>6</b>	<b>7</b>	<b>8</b>	<b>9</b>	<b>10</b>
1	2:14.98	2:09.86	2:11.64	2:09.25	2:15.32	2:07.93				

<b>75</b>	<b>Paul WAINE</b>									
<b>Lap</b>	<b>1</b>	<b>2</b>	<b>3</b>	<b>4</b>	<b>5</b>	<b>6</b>	<b>7</b>	<b>8</b>	<b>9</b>	<b>10</b>
1	2:15.43	2:09.57	2:15.61	2:16.76	2:14.19	2:10.74				
<b>77</b>	<b>Keith PIPER</b>									
<b>Lap</b>	<b>1</b>	<b>2</b>	<b>3</b>	<b>4</b>	<b>5</b>	<b>6</b>	<b>7</b>	<b>8</b>	<b>9</b>	<b>10</b>
1	2:31.92	2:23.14	2:26.05	2:25.94	2:30.04					
<b>93</b>	<b>Dennis JOHNSON</b>									
<b>Lap</b>	<b>1</b>	<b>2</b>	<b>3</b>	<b>4</b>	<b>5</b>	<b>6</b>	<b>7</b>	<b>8</b>	<b>9</b>	<b>10</b>
1	2:27.03	2:23.21	2:25.23	2:25.91	2:29.22					
<b>96</b>	<b>John COLLINS</b>									
<b>Lap</b>	<b>1</b>	<b>2</b>	<b>3</b>	<b>4</b>	<b>5</b>	<b>6</b>	<b>7</b>	<b>8</b>	<b>9</b>	<b>10</b>
1	2:21.01	2:18.18	2:18.15							
<b>106</b>	<b>Andrew MORLAND</b>									
<b>Lap</b>	<b>1</b>	<b>2</b>	<b>3</b>	<b>4</b>	<b>5</b>	<b>6</b>	<b>7</b>	<b>8</b>	<b>9</b>	<b>10</b>
1	2:31.44	2:26.16	2:27.20	2:28.68	2:33.70					
<b>111</b>	<b>Chris CADMAN</b>									
<b>Lap</b>	<b>1</b>	<b>2</b>	<b>3</b>	<b>4</b>	<b>5</b>	<b>6</b>	<b>7</b>	<b>8</b>	<b>9</b>	<b>10</b>
1	2:37.26	2:31.55	2:28.17	2:29.97	2:27.94					
<b>118</b>	<b>Simon JACKSON</b>									
<b>Lap</b>	<b>1</b>	<b>2</b>	<b>3</b>	<b>4</b>	<b>5</b>	<b>6</b>	<b>7</b>	<b>8</b>	<b>9</b>	<b>10</b>
1	2:39.09	2:36.44	2:41.03	2:36.64	2:39.24					
<b>121</b>	<b>Simon EDWARDS</b>									
<b>Lap</b>	<b>1</b>	<b>2</b>	<b>3</b>	<b>4</b>	<b>5</b>	<b>6</b>	<b>7</b>	<b>8</b>	<b>9</b>	<b>10</b>
1	2:35.23	2:23.09	2:22.39	2:23.23	2:27.88					
<b>128</b>	<b>Richard LAKE</b>									
<b>Lap</b>	<b>1</b>	<b>2</b>	<b>3</b>	<b>4</b>	<b>5</b>	<b>6</b>	<b>7</b>	<b>8</b>	<b>9</b>	<b>10</b>
1	2:13.35	2:10.50	2:10.44	2:10.75	2:15.33	2:12.19				
<b>195</b>	<b>Edward WILLIAMS</b>									
<b>Lap</b>	<b>1</b>	<b>2</b>	<b>3</b>	<b>4</b>	<b>5</b>	<b>6</b>	<b>7</b>	<b>8</b>	<b>9</b>	<b>10</b>
1	2:03.51	1:58.78	1:58.45	2:02.35	2:04.70	2:07.64				

# Lap Chart

## STANDARD & MODIFIED PRE-WAR SPORTS CARS (VSCC SET 3) - RACE 6

Lap 1		Lap 2		Lap 3		Lap 4		Lap 5		Lap 6		Lap 7		Lap 8		Lap 9		Lap 10	
No	Time	No	Time	No	Time	No	Time	No	Time	No	Time	No	Time	No	Time	No	Time	No	Time
195	2:05.74	195	4:04.52	195	6:02.97	55	8:03.28	55	10:08.38	55	12:09.47								
55	2:06.14	55	4:04.80	55	6:03.24	195	8:05.32	195	10:10.02	195	12:17.66								
17	2:10.47	17	4:11.15	17	6:12.51	118	8:09.33 *1	37	10:16.93 *1	93	12:19.39 *1								
54	2:11.82	54	4:15.05	54	6:16.67	17	8:14.57	111	10:18.18 *1	121	12:20.19 *1								
128	2:17.89	128	4:28.39	128	6:38.83	54	8:19.08	17	10:21.96	17	12:24.37								
22	2:18.72	71	4:29.15	71	6:40.79	128	8:49.58	39	10:22.97 *1	77	12:27.46 *1								
71	2:19.29	75	4:29.44	75	6:45.05	71	8:50.04	54	10:23.13	54	12:28.17								
75	2:19.87	31	4:43.35	31	6:57.12	75	9:01.81	40	10:24.35 *1	106	12:36.81 *1								
30	2:27.17	30	4:46.34	96	7:05.24	31	9:11.73	118	10:45.97 *1	37	12:45.29 *1								
31	2:27.63	96	4:47.09	30	7:05.85	30	9:23.85	128	11:04.91	111	12:46.12 *1								
96	2:28.91	28	4:53.07	28	7:13.41	28	9:35.35	71	11:05.36	39	12:50.83 *1								
32	2:33.95	32	4:55.55	32	7:15.73	32	9:36.68	75	11:16.00	40	12:51.89 *1								
28	2:34.37	93	4:59.03	93	7:24.26	53	9:46.21	31	11:32.08	71	13:13.29								
93	2:35.82	53	4:59.50	53	7:24.29	93	9:50.17	30	11:43.67	128	13:17.10								
53	2:36.76	77	5:05.43	121	7:29.08	121	9:52.31	28	11:58.24	118	13:25.21 *1								
106	2:41.07	121	5:06.69	77	7:31.48	77	9:57.42	32	11:59.08	75	13:26.74								
77	2:42.29	106	5:07.23	106	7:34.43	106	10:03.11	53	12:09.09	31	13:45.89								
121	2:43.60	37	5:12.82	37	7:41.69					30	14:02.23								
37	2:45.13	39	5:19.49	111	7:48.21					28	14:16.44								
39	2:47.06	111	5:20.04	39	7:51.20					32	14:18.94								
111	2:48.49	40	5:21.17	40	7:53.15					53	14:30.31								
40	2:49.32	118	5:28.30																
118	2:51.86																		



# RACE GRID

## STANDARD & MODIFIED PRE-WAR SPORTS CARS (VSCC SET 3)

### RACE 6

ROW 14		
ROW 13	<b>118</b> 02:38.120 Simon JACKSON	<b>39</b> 02:36.540 Cyril HANCOCK
ROW 12	<b>37</b> 02:32.170 Noel RUNNELS-MOSS	<b>111</b> 02:32.120 Chris CADMAN
ROW 11	<b>40</b> 02:30.970 David LAMB	<b>77</b> 02:29.900 Keith PIPER
ROW 10	<b>93</b> 02:24.820 Dennis JOHNSON	<b>106</b> 02:24.630 Andrew MORLAND
ROW 9	<b>121</b> 02:23.840 Simon EDWARDS	<b>32</b> 02:21.610 Adam GENTILLI
ROW 8	<b>53</b> 02:21.420 Jonathan SHARP	<b>28</b> 02:21.040 Anthony FENWICK-WILS
ROW 7	<b>31</b> 02:18.850 John BRIGGS	<b>96</b> 02:18.750 John COLLINS
ROW 6	<b>30</b> 02:18.100 Duncan POTTER	<b>22</b> 02:13.470 Andy BUSH
ROW 5	<b>194</b> 02:12.560 Simon BLAKENEY-EDW	<b>78</b> 02:12.220 Marcus BLACK
ROW 4	<b>128</b> 02:10.930 Richard LAKE	<b>75</b> 02:08.830 Paul WAINE
ROW 3	<b>71</b> 02:07.310 Mark GROVES	<b>19</b> 02:03.440 Mark BRETT
ROW 2	<b>54</b> 02:03.170 Mike PRESTON	<b>17</b> 02:02.620 Andrew MITCHELL
ROW 1	<b>195</b> 02:01.970 Edward WILLIAMS	<b>55</b> 01:56.460 William MAHANY

Grid Used: Thick Yellow Markings

POLE



## The Vintage Sports-Car Club

### RACE 7 – ALL-COMERS SHORT HANDICAP RACE FOR PRE-WAR CARS (VSCC SET 6)

#### RESULT

Pl	No	Cl	Name	Car	Lap	Time	Behind	MPH	Best Lap on	MPH
1	42		Roland WOODTLI	Riley 15/6 Special	5	12:14.52		53.60	2:23.33	3 54.94
2	86		David SAXL	Riley 12/4 Special	5	12:19.03	4.51	53.27	2:23.72	3 54.79
3	62		Michael JAMES	Riley 12/4 TT Sprite Replica	5	12:20.31	5.79	62.96	2:02.00	2 64.54
4	38		Tim PARKER	Lagonda 2 Litre SML	5	12:21.04	6.52	50.72	2:28.09	3 53.17
5	33		Michael NEW	Riley 12/4	5	12:23.28	8.76	55.20	2:18.31	4 56.93
6	120		David SPENCE	Austin 7 Special	5	12:25.02	10.50	46.66	2:43.91	3 48.04
7	101		Stephen RIDDINGTON	Riley 12/4 Special	5	12:28.63	14.11	52.94	2:23.59	3 54.84
8	43		Ian FYFE	Alvis 12/70 Special	5	12:41.61	27.09	47.97	2:42.03	4 48.60
9	129		Brian WALTON	Fiat 501	5	12:45.42	30.90	36.60	3:26.61	2 38.11
10	83		Chris JACKSON	Alvis Firefly Special	5	12:46.69	32.17	54.18	2:22.41	4 55.29
11	60		Bo WILLIAMS	Bugatti T35B	5	12:50.05	35.53	59.20	2:10.93	2 60.14
12	102		Michael BARBER	MG Q Type Replica	5	12:50.64	36.12	51.09	2:30.49	3 52.32
13	105		Matt SHEPHERD	Austin 7	5	12:52.49	37.97	51.30	2:29.51	2 52.67
14	197		John SEBER	Wolseley Hornet Special	5	13:08.89	54.37	57.57	2:13.51	2 58.98
15	107		Barry BAXTER	Wolseley Hornet Special	5	13:09.78	55.26	50.17	2:29.13	4 52.80
16	90		Philip PARKINSON	Austin AD Tourer	5	14:22.90	2:08.38	45.63	2:47.01	5 47.15

#### Not Classified

109	Douglas MARTIN	Hillegass Sprint Car	1	3:04.07	DNF	51.11		0	0.00
84	Dennis BINGHAM	Riley Falcon Special	1	3:13.21	DNF	51.40		0	0.00

#### Fastest Lap

62	Michael JAMES	Riley 12/4 TT Sprite Replica						2:02.00	2 64.54
----	---------------	------------------------------	--	--	--	--	--	---------	---------

#### AWARDS

#### Race Winner

	42	Roland WOODTLI	Riley 15/6 Special	5	12:14.52			53.60	2:23.33	3 54.94
2 <sup>nd</sup>	86	David SAXL	Riley 12/4 Special	5	12:19.03	4.51		53.27	2:23.72	3 54.79
3 <sup>rd</sup>	62	Michael JAMES	Riley 12/4 TT Sprite Replica	5	12:20.31	5.79		62.96	2:02.00	2 64.54
4 <sup>th</sup>	38	Tim PARKER	Lagonda 2 Litre SML	5	12:21.04	6.52		50.72	2:28.09	3 53.17

# HANDICAP RACE FOR PRE-WAR CARS (VSCC SET 6)

## LAP TIMES - RACE 7

<b>33</b>	<b>Michael NEW</b>										
	<b>Lap</b>	<b>1</b>	<b>2</b>	<b>3</b>	<b>4</b>	<b>5</b>	<b>6</b>	<b>7</b>	<b>8</b>	<b>9</b>	<b>10</b>
	1	2:26.44	2:22.49	2:19.15	2:18.31	2:21.49					
<b>38</b>	<b>Tim PARKER</b>										
	<b>Lap</b>	<b>1</b>	<b>2</b>	<b>3</b>	<b>4</b>	<b>5</b>	<b>6</b>	<b>7</b>	<b>8</b>	<b>9</b>	<b>10</b>
	1		2:36.21	2:30.51	2:28.09	2:35.41					
<b>42</b>	<b>Roland WOODTLI</b>										
	<b>Lap</b>	<b>1</b>	<b>2</b>	<b>3</b>	<b>4</b>	<b>5</b>	<b>6</b>	<b>7</b>	<b>8</b>	<b>9</b>	<b>10</b>
	1	2:31.36	2:25.04	2:23.33	2:24.93	2:26.68					
<b>43</b>	<b>Ian FYFE</b>										
	<b>Lap</b>	<b>1</b>	<b>2</b>	<b>3</b>	<b>4</b>	<b>5</b>	<b>6</b>	<b>7</b>	<b>8</b>	<b>9</b>	<b>10</b>
	1		2:42.92	2:43.94	2:42.29	2:42.03					
<b>60</b>	<b>Bo WILLIAMS</b>										
	<b>Lap</b>	<b>1</b>	<b>2</b>	<b>3</b>	<b>4</b>	<b>5</b>	<b>6</b>	<b>7</b>	<b>8</b>	<b>9</b>	<b>10</b>
	1	2:10.97	2:10.93	2:14.81	2:12.79	2:12.91					
<b>62</b>	<b>Michael JAMES</b>										
	<b>Lap</b>	<b>1</b>	<b>2</b>	<b>3</b>	<b>4</b>	<b>5</b>	<b>6</b>	<b>7</b>	<b>8</b>	<b>9</b>	<b>10</b>
	1	2:06.31	2:02.00	2:02.94	2:03.26	2:03.92					
<b>83</b>	<b>Chris JACKSON</b>										
	<b>Lap</b>	<b>1</b>	<b>2</b>	<b>3</b>	<b>4</b>	<b>5</b>	<b>6</b>	<b>7</b>	<b>8</b>	<b>9</b>	<b>10</b>
	1	2:26.69	2:24.28	2:24.51	2:22.41	2:22.98					
<b>84</b>	<b>Dennis BINGHAM</b>										
	<b>Lap</b>	<b>1</b>	<b>2</b>	<b>3</b>	<b>4</b>	<b>5</b>	<b>6</b>	<b>7</b>	<b>8</b>	<b>9</b>	<b>10</b>
	1	2:27.36									
<b>86</b>	<b>David SAXL</b>										
	<b>Lap</b>	<b>1</b>	<b>2</b>	<b>3</b>	<b>4</b>	<b>5</b>	<b>6</b>	<b>7</b>	<b>8</b>	<b>9</b>	<b>10</b>
	1	2:29.16	2:26.53	2:23.72	2:25.60	2:31.72					
<b>90</b>	<b>Philip PARKINSON</b>										
	<b>Lap</b>	<b>1</b>	<b>2</b>	<b>3</b>	<b>4</b>	<b>5</b>	<b>6</b>	<b>7</b>	<b>8</b>	<b>9</b>	<b>10</b>
	1	3:00.49	2:51.81	2:50.96	2:48.74	2:47.01					
<b>101</b>	<b>Stephen RIDDINGTON</b>										
	<b>Lap</b>	<b>1</b>	<b>2</b>	<b>3</b>	<b>4</b>	<b>5</b>	<b>6</b>	<b>7</b>	<b>8</b>	<b>9</b>	<b>10</b>
	1	2:29.25	2:33.89	2:23.59	2:26.48	2:25.83					
<b>102</b>	<b>Michael BARBER</b>										
	<b>Lap</b>	<b>1</b>	<b>2</b>	<b>3</b>	<b>4</b>	<b>5</b>	<b>6</b>	<b>7</b>	<b>8</b>	<b>9</b>	<b>10</b>
	1	2:34.02	2:34.37	2:30.49	2:33.27	2:34.11					
<b>105</b>	<b>Matt SHEPHERD</b>										
	<b>Lap</b>	<b>1</b>	<b>2</b>	<b>3</b>	<b>4</b>	<b>5</b>	<b>6</b>	<b>7</b>	<b>8</b>	<b>9</b>	<b>10</b>
	1	2:36.87	2:29.51	2:30.33	2:32.22	2:34.23					

---

<b>107</b>	<b>Barry BAXTER</b>										
	<b>Lap</b>	<b>1</b>	<b>2</b>	<b>3</b>	<b>4</b>	<b>5</b>	<b>6</b>	<b>7</b>	<b>8</b>	<b>9</b>	<b>10</b>
	1	2:41.36	2:39.32	2:34.19	2:29.13	2:35.70					

---

<b>109</b>	<b>Douglas MARTIN</b>										
	<b>Lap</b>	<b>1</b>	<b>2</b>	<b>3</b>	<b>4</b>	<b>5</b>	<b>6</b>	<b>7</b>	<b>8</b>	<b>9</b>	<b>10</b>
	1	2:27.69									

---

<b>120</b>	<b>David SPENCE</b>										
	<b>Lap</b>	<b>1</b>	<b>2</b>	<b>3</b>	<b>4</b>	<b>5</b>	<b>6</b>	<b>7</b>	<b>8</b>	<b>9</b>	<b>10</b>
	1		2:50.33	2:45.36	2:43.91	2:48.04					

---

<b>129</b>	<b>Brian WALTON</b>										
	<b>Lap</b>	<b>1</b>	<b>2</b>	<b>3</b>	<b>4</b>	<b>5</b>	<b>6</b>	<b>7</b>	<b>8</b>	<b>9</b>	<b>10</b>
	1			3:33.95	3:26.61	3:30.54					

---

<b>197</b>	<b>John SEBER</b>										
	<b>Lap</b>	<b>1</b>	<b>2</b>	<b>3</b>	<b>4</b>	<b>5</b>	<b>6</b>	<b>7</b>	<b>8</b>	<b>9</b>	<b>10</b>
	1	2:20.00	2:13.51	2:14.36	2:15.67	2:17.19					

# Lap Chart

## HANDICAP RACE FOR PRE-WAR CARS (VSCC SET 6) - RACE 7

Lap 1		Lap 2		Lap 3		Lap 4		Lap 5		Lap 6		Lap 7		Lap 8		Lap 9		Lap 10	
No	Time	No	Time	No	Time	No	Time	No	Time	No	Time	No	Time	No	Time	No	Time	No	Time
86	2:31.46	120	4:07.71	129	5:48.27	129	9:14.88	42	12:14.52										
42	2:34.54	197	4:08.16 *1	90	5:56.19 *1	120	9:36.98	86	12:19.03										
102	2:38.40	62	4:08.19 *1	60	6:09.54 *1	38	9:45.63	62	12:20.31										
101	2:38.84	43	4:33.35	62	6:10.19 *1	86	9:47.31	38	12:21.04										
105	2:46.20	38	4:47.03	197	6:21.67 *1	42	9:47.84	33	12:23.28										
107	2:51.44	86	4:57.99	120	6:53.07	43	9:59.58	120	12:25.02										
33	3:01.84	42	4:59.58	43	7:17.29	33	10:01.79	101	12:28.63										
109	3:04.07	101	5:12.73	38	7:17.54	101	10:02.80	43	12:41.61										
90	3:04.38	102	5:12.77	86	7:21.71	62	10:16.39	129	12:45.42										
83	3:12.51	105	5:15.71	42	7:22.91	102	10:16.53	83	12:46.69										
84	3:13.21	33	5:24.33	101	7:36.32	105	10:18.26	60	12:50.05										
60	3:58.61	107	5:30.76	102	7:43.26	83	10:23.71	102	12:50.64										
		83	5:36.79	33	7:43.48	107	10:34.08	105	12:52.49										
				105	7:46.04	60	10:37.14	197	13:08.89										
				83	8:01.30	197	10:51.70	107	13:09.78										
				107	8:04.95	90	11:35.89	90	14:22.90										
				62	8:13.13														
				60	8:24.35														
				197	8:36.03														
				90	8:47.15														

## RACE NUMBER 7: 5 LAPS

Drop Number	Grid Row	Cars are shown with the number of laps that they must race if different from race length			Secs
<b>8</b>	12	129 <input type="text" value="2"/>	38 <input type="text" value="1"/>		<b>2.00</b>
	11		29 <input type="text"/>	9 <input type="text"/>	
<b>7</b>	10	198 <input type="text"/>	62 <input type="text"/>		<b>1.55</b>
<b>6</b>	9		113 <input type="text" value="1"/>	43 <input type="text" value="1"/>	<b>1.45</b>
	8	197 <input type="text"/>	60 <input type="text"/>		
<b>5</b>	7			120 <input type="text" value="1"/>	<b>1.10</b>
<b>4</b>	6	84 <input type="text"/>	83 <input type="text"/>		<b>0.40</b>
<b>3</b>	5		109 <input type="text"/>	33 <input type="text"/>	<b>0.30</b>
<b>2</b>	4		107 <input type="text"/>		<b>0.05</b>
	3		101 <input type="text"/>	105 <input type="text"/>	
<b>1</b>	2	42 <input type="text"/>	102 <input type="text"/>		<b>0.00</b>
	1		90 <input type="text"/>	86 <input type="text"/>	

Cars 120,43,113 & 38 will race for 4 Laps, Car 129 will race for 3 Laps

### Front Of Grid

Issue No

Signed

Handicapper

CoC

Time



# The Vintage Sports-Car Club

## RACE 8 – RACE FOR FRAZER NASH / GN CARS

### RESULT

Pl	No	Cl	Name	Car	Lap	Time	Behind	MPH	Best Lap on	MPH	Handicap
1	6		Julian GRIMWADE	Frazer Nash Norris Special	3	5:46.80		68.12	1:53.36	3	69.46
2	21		Eddie GIBBS	Frazer Nash Single Seater	3	5:47.51	0.71	67.98	1:53.41	3	69.43
3	2		Justin MAEERS	GN Parker	3	5:48.10	1.30	67.86	1:53.52	3	69.36
4	95		Charles GILLET	Frazer Nash Super Sports	3	5:50.04	3.24	67.49	1:53.65	2	69.29 9.09
5	12		Tony LEES	AC/GN Cognac	3	5:55.60	8.80	66.43	1:55.70	3	68.06 8.50*
6	52		Dougal CAWLEY	GN/Ford Piglet	3	6:04.38	17.58	64.83	1:57.52	2	67.00 11.82
7	112		Tom WATERFIELD	GN Special	3	6:21.96	35.16	61.85	2:04.42	3	63.29 8.70
8	65		David WYLIE	Frazer Nash AC	3	6:25.37	38.57	61.30	2:05.15	3	62.92 9.92
9	20		Mark WALKER	GN Thunderbug	3	6:26.47	39.67	61.12	2:05.08	2	62.95 11.23
10	71		Mark GROVES	Frazer Nash TT Rep	3	6:29.85	43.05	60.59	2:05.01	3	62.99 14.82
11	59		Alex PEACOP	Frazer Nash AC	3	6:38.68	51.88	59.25	2:03.82	3	63.59 27.22
12	75		Paul WAINE	Frazer Nash TT Replica	3	6:38.93	52.13	59.22	2:08.13	3	61.46 14.54
13	193		David JOHNSON	Frazer Nash Colmore	3	6:45.94	59.14	58.19	2:10.83	3	60.19 13.45
14	23		Christopher BATTY	Frazer Nash Super Sports	3	6:55.60	1:08.80	56.84	2:14.93	2	58.36 10.81
15	68		Steven STANTON	BMW FN TT Rep	3	6:59.57	1:12.77	56.30	2:15.64	2	58.05 12.65
16	64		Steven PRYKE	Frazer Nash Slug	3	7:07.90	1:21.10	55.21	2:17.31	2	57.35 15.97
17	81		Paul WESTON	Frazer Nash TT Replica	3	7:11.88	1:25.08	54.70	2:18.51	2	56.85 16.35
18	88		Peter COBB	Frazer Nash TT Replica	3	7:23.69	1:36.89	53.24	2:22.69	2	55.18 15.62
19	104		Yushan NG	Frazer Nash Super Sports	3	7:33.73	1:46.93	52.06	2:26.16	2	53.87 15.25
20	48		James BAXTER	Frazer Nash Boulogne	2	5:20.16	1 Lap	49.19	2:34.10	2	51.10 11.96

#### Not Classified

91	Ian BINGHAM	Frazer Nash Geoghegan Special	3	6:47.69	NCF	57.94	2:10.66	3	60.27
32	Adam GENTILLI	Frazer Nash TT Replica	0		Starter				

#### Fastest Lap

6	Julian GRIMWADE	Frazer Nash Norris Special					1:53.36	3	69.46
---	-----------------	----------------------------	--	--	--	--	---------	---	-------

RACE RED FLAGGED

### AWARDS

#### Race Winner

6	Julian GRIMWADE	Frazer Nash Norris Special
2 <sup>nd</sup>	21 Eddie GIBBS	Frazer Nash Single Seater
3 <sup>rd</sup>	2 Justin MAEERS	GN Parker

#### First on Handicap

12	Tony LEES	AC/GN Cognac
----	-----------	--------------

# FRAZER NASH / GN CARS RACE

## LAP TIMES - RACE 8

<b>2</b>	<b>Justin MAEERS</b>										
	<b>Lap</b>	<b>1</b>	<b>2</b>	<b>3</b>	<b>4</b>	<b>5</b>	<b>6</b>	<b>7</b>	<b>8</b>	<b>9</b>	<b>10</b>
	1	1:57.54	1:53.70	1:53.52							
<b>6</b>	<b>Julian GRIMWADE</b>										
	<b>Lap</b>	<b>1</b>	<b>2</b>	<b>3</b>	<b>4</b>	<b>5</b>	<b>6</b>	<b>7</b>	<b>8</b>	<b>9</b>	<b>10</b>
	1	1:56.71	1:53.79	1:53.36							
<b>12</b>	<b>Tony LEES</b>										
	<b>Lap</b>	<b>1</b>	<b>2</b>	<b>3</b>	<b>4</b>	<b>5</b>	<b>6</b>	<b>7</b>	<b>8</b>	<b>9</b>	<b>10</b>
	1	1:59.54	1:56.01	1:55.70							
<b>20</b>	<b>Mark WALKER</b>										
	<b>Lap</b>	<b>1</b>	<b>2</b>	<b>3</b>	<b>4</b>	<b>5</b>	<b>6</b>	<b>7</b>	<b>8</b>	<b>9</b>	<b>10</b>
	1	2:10.09	2:05.08	2:05.84							
<b>21</b>	<b>Eddie GIBBS</b>										
	<b>Lap</b>	<b>1</b>	<b>2</b>	<b>3</b>	<b>4</b>	<b>5</b>	<b>6</b>	<b>7</b>	<b>8</b>	<b>9</b>	<b>10</b>
	1	1:58.48	1:53.88	1:53.41							
<b>23</b>	<b>Christopher BATTY</b>										
	<b>Lap</b>	<b>1</b>	<b>2</b>	<b>3</b>	<b>4</b>	<b>5</b>	<b>6</b>	<b>7</b>	<b>8</b>	<b>9</b>	<b>10</b>
	1	2:18.71	2:14.93	2:15.04							
<b>48</b>	<b>James BAXTER</b>										
	<b>Lap</b>	<b>1</b>	<b>2</b>	<b>3</b>	<b>4</b>	<b>5</b>	<b>6</b>	<b>7</b>	<b>8</b>	<b>9</b>	<b>10</b>
	1	2:34.60	2:34.10								
<b>52</b>	<b>Dougal CAWLEY</b>										
	<b>Lap</b>	<b>1</b>	<b>2</b>	<b>3</b>	<b>4</b>	<b>5</b>	<b>6</b>	<b>7</b>	<b>8</b>	<b>9</b>	<b>10</b>
	1	2:01.63	1:57.52	2:01.32							
<b>59</b>	<b>Alex PEACOP</b>										
	<b>Lap</b>	<b>1</b>	<b>2</b>	<b>3</b>	<b>4</b>	<b>5</b>	<b>6</b>	<b>7</b>	<b>8</b>	<b>9</b>	<b>10</b>
	1	2:17.39	2:06.66	2:03.82							
<b>64</b>	<b>Steven PRYKE</b>										
	<b>Lap</b>	<b>1</b>	<b>2</b>	<b>3</b>	<b>4</b>	<b>5</b>	<b>6</b>	<b>7</b>	<b>8</b>	<b>9</b>	<b>10</b>
	1	2:22.79	2:17.31	2:18.89							
<b>65</b>	<b>David WYLIE</b>										
	<b>Lap</b>	<b>1</b>	<b>2</b>	<b>3</b>	<b>4</b>	<b>5</b>	<b>6</b>	<b>7</b>	<b>8</b>	<b>9</b>	<b>10</b>
	1	2:08.85	2:05.69	2:05.15							
<b>68</b>	<b>Steven STANTON</b>										
	<b>Lap</b>	<b>1</b>	<b>2</b>	<b>3</b>	<b>4</b>	<b>5</b>	<b>6</b>	<b>7</b>	<b>8</b>	<b>9</b>	<b>10</b>
	1	2:20.37	2:15.64	2:15.67							
<b>71</b>	<b>Mark GROVES</b>										
	<b>Lap</b>	<b>1</b>	<b>2</b>	<b>3</b>	<b>4</b>	<b>5</b>	<b>6</b>	<b>7</b>	<b>8</b>	<b>9</b>	<b>10</b>
	1	2:12.71	2:05.73	2:05.01							



---

<b>75</b>	<b>Paul WAINE</b>										
	<b>Lap</b>	<b>1</b>	<b>2</b>	<b>3</b>	<b>4</b>	<b>5</b>	<b>6</b>	<b>7</b>	<b>8</b>	<b>9</b>	<b>10</b>
	1	2:11.14	2:12.86	2:08.13							

---

<b>81</b>	<b>Paul WESTON</b>										
	<b>Lap</b>	<b>1</b>	<b>2</b>	<b>3</b>	<b>4</b>	<b>5</b>	<b>6</b>	<b>7</b>	<b>8</b>	<b>9</b>	<b>10</b>
	1	2:25.22	2:18.51	2:19.66							

---

<b>88</b>	<b>Peter COBB</b>										
	<b>Lap</b>	<b>1</b>	<b>2</b>	<b>3</b>	<b>4</b>	<b>5</b>	<b>6</b>	<b>7</b>	<b>8</b>	<b>9</b>	<b>10</b>
	1	2:26.31	2:22.69	2:24.17							

---

<b>91</b>	<b>Ian BINGHAM</b>										
	<b>Lap</b>	<b>1</b>	<b>2</b>	<b>3</b>	<b>4</b>	<b>5</b>	<b>6</b>	<b>7</b>	<b>8</b>	<b>9</b>	<b>10</b>
	1	2:18.70	2:11.20	2:10.66							

---

<b>95</b>	<b>Charles GILLETT</b>										
	<b>Lap</b>	<b>1</b>	<b>2</b>	<b>3</b>	<b>4</b>	<b>5</b>	<b>6</b>	<b>7</b>	<b>8</b>	<b>9</b>	<b>10</b>
	1	1:59.99	1:53.65	1:53.72							

---

<b>104</b>	<b>Yushan NG</b>										
	<b>Lap</b>	<b>1</b>	<b>2</b>	<b>3</b>	<b>4</b>	<b>5</b>	<b>6</b>	<b>7</b>	<b>8</b>	<b>9</b>	<b>10</b>
	1	2:29.98	2:26.16	2:27.14							

---

<b>112</b>	<b>Tom WATERFIELD</b>										
	<b>Lap</b>	<b>1</b>	<b>2</b>	<b>3</b>	<b>4</b>	<b>5</b>	<b>6</b>	<b>7</b>	<b>8</b>	<b>9</b>	<b>10</b>
	1	2:07.63	2:04.81	2:04.42							

---

<b>193</b>	<b>David JOHNSON</b>										
	<b>Lap</b>	<b>1</b>	<b>2</b>	<b>3</b>	<b>4</b>	<b>5</b>	<b>6</b>	<b>7</b>	<b>8</b>	<b>9</b>	<b>10</b>
	1	2:17.16	2:11.55	2:10.83							

---

# Lap Chart

## FRAZER NASH / GN CARS RACE - RACE 8

Lap 1		Lap 2		Lap 3		Lap 4		Lap 5		Lap 6		Lap 7		Lap 8		Lap 9		Lap 10	
No	Time	No	Time	No	Time	No	Time	No	Time	No	Time	No	Time	No	Time	No	Time	No	Time
6	1:59.65	6	3:53.44	6	5:46.80														
21	2:00.22	21	3:54.10	21	5:47.51														
2	2:00.88	2	3:54.58	2	5:48.10														
95	2:02.67	95	3:56.32	95	5:50.04														
12	2:03.89	12	3:59.90	12	5:55.60														
52	2:05.54	52	4:03.06	52	6:04.38														
112	2:12.73	112	4:17.54	112	6:21.96														
65	2:14.53	65	4:20.22	65	6:25.37														
20	2:15.55	20	4:20.63	20	6:26.47														
75	2:17.94	71	4:24.84	71	6:29.85														
71	2:19.11	75	4:30.80	59	6:38.68														
193	2:23.56	59	4:34.86	75	6:38.93														
23	2:25.63	193	4:35.11	193	6:45.94														
91	2:25.83	91	4:37.03	91	6:47.69														
59	2:28.20	23	4:40.56	23	6:55.60														
68	2:28.26	68	4:43.90	68	6:59.57														
64	2:31.70	64	4:49.01	64	7:07.90														
81	2:33.71	81	4:52.22	81	7:11.88														
88	2:36.83	88	4:59.52	88	7:23.69														
104	2:40.43	104	5:06.59	104	7:33.73														
48	2:46.06	48	5:20.16																

# RACE GRID

## FRAZER NASH / GN CARS RACE

### RACE 8

ROW 16				
ROW 15				
ROW 14				
ROW 13		<b>59</b> Alex PEACOP		<b>104</b> 02:37.690 Yushan NG
ROW 12	<b>48</b> 02:36.170 James BAXTER		<b>88</b> 02:26.540 Peter COBB	
ROW 11		<b>81</b> 02:25.520 Paul WESTON		<b>32</b> 02:21.610 Adam GENTILLI
ROW 10	<b>64</b> 02:19.190 Steven PRYKE		<b>68</b> 02:18.000 Steven STANTON	
ROW 9		<b>23</b> 02:14.700 Christopher BATTY		<b>91</b> 02:12.610 Ian BINGHAM
ROW 8	<b>193</b> 02:09.900 David JOHNSON		<b>75</b> 02:08.830 Paul WAINE	
ROW 7		<b>20</b> 02:08.300 Mark WALKER		<b>65</b> 02:07.450 David WYLIE
ROW 6	<b>71</b> 02:07.310 Mark GROVES		<b>112</b> 02:07.070 Tom WATERFIELD	
ROW 5		<b>50</b> 02:04.650 Robert CARR		<b>94</b> 02:04.380 Jo BLAKENEY-EDWARD
ROW 4	<b>52</b> 02:02.180 Dougal CAWLEY		<b>12</b> 02:00.380 Tony LEES	
ROW 3		<b>3</b> 01:59.040 Jonathan COBB		<b>2</b> 01:56.240 Justin MAEERS
ROW 2	<b>95</b> 01:54.980 Charles GILLETT		<b>6</b> 01:54.370 Julian GRIMWADE	
ROW 1		<b>21</b> 01:52.200 Eddie GIBBS		

Grid Used: Thick Yellow Markings

**POLE**



## The Vintage Sports-Car Club

### RACE 9 – THE SPERO & VOITURETTE TROPHIES RACE FOR VINTAGE & PVT CARS UP TO 1100cc

#### RESULT

Pl	No	Cl	Name	Car	Lap	Time	Behind	MPH	Best Lap on	MPH	Handicap	
1	55		William MAHANY	HRG Le Mans Model	5	9:57.35		65.91	1:56.19	2	67.77	
2	29		Christian PEDERSEN	Austin 7 Special	5	10:02.57	5.22	65.34	1:57.61	3	66.95	
3	14		Mike PAINTER	MG Kayne	5	10:22.25	24.90	63.27	2:02.18	2	64.45	
4	74		Harry PAINTER	MG PA	5	10:29.75	32.40	62.52	2:03.82	3	63.59	10.65*
5	196		Tim KNELLER	Riley Brooklands	5	10:53.93	56.58	60.21	2:07.66	4	61.68	15.63
6	18		James RICKETTS	Riley 9 Monoposto	5	10:56.71	59.36	59.95	2:07.17	4	61.92	20.86
7	92		Tom WATERFIELD	Austin 7 Special	5	11:02.44	1:05.09	59.43	2:06.11	3	62.44	31.89
8	79		Nick HAYWARD-COOK	Austin 7 Monoposto	5	11:23.76	1:26.41	57.58	2:13.66	2	58.91	15.46
9	44		Mark DOLTON	MG PB	5	11:30.33	1:32.98	57.03	2:14.81	3	58.41	16.28
10	30		Duncan POTTER	MG Montlhery Midget	5	11:38.01	1:40.66	56.41	2:16.22	3	57.81	16.91
11	89		Jonathan FENNING	Austin 7 Ulster	5	11:48.85	1:51.50	55.54	2:16.27	4	57.78	27.50
12	87		David ASPLIN	Austin 7 Ulster Replica	5	12:19.87	2:22.52	53.21	2:23.81	3	54.75	20.82
13	110		David BIRNAGE	Austin 7 Ulster	4	10:09.35	1 Lap	51.69	2:26.67	4	53.69	22.67
14	108		Richard JENKINS	MG K Type Mulette	4	10:14.62	1 Lap	51.25	2:28.17	3	53.14	21.94
15	57		Gregan THRUSTON	Austin 7 Special	4	10:14.76	1 Lap	51.23	2:16.19	4	57.82	70.00
16	114		Robert MOORE	Austin 7	4	10:17.40	1 Lap	51.02	2:27.95	3	53.22	25.60
17	41		Mark REECE	MG J4 Sports	4	10:24.99	1 Lap	50.40	2:30.76	3	52.23	21.95
18	116		Hamish MCNINCH	MG PA	4	10:51.96	1 Lap	48.31	2:36.11	4	50.44	27.52
19	120		David SPENCE	Austin 7 Special	4	11:03.03	1 Lap	47.50	2:41.32	3	48.81	17.75
20	117		Andrew HARRINGTON	MG J2	4	11:57.24	1 Lap	43.91	2:55.16	4	44.95	16.60

#### Not Classified

51	John SKEAVINGTON	Austin Ulster Replica	2	5:02.48	DNF	52.06	2:31.20	2	52.08
66	Mark ELDER	Austin Sports Special	0		Starter				

#### Fastest Lap

55	William MAHANY	HRG Le Mans Model					1:56.19	2	67.77
----	----------------	-------------------	--	--	--	--	---------	---	-------

#### AWARDS

##### Race Winner & Winner of the Spero Trophy

55	William MAHANY	HRG Le Mans Model	
2 <sup>nd</sup>	29	Christian PEDERSEN	Austin 7 Special
3 <sup>rd</sup>	14	Mike PAINTER	MG Kayne

(& First Supercharged Car over 750cc)

##### Winner of the Voiturette Trophy

92	Tom WATERFIELD	Austin 7 Special
----	----------------	------------------

##### First Sports-Car

30	Duncan POTTER	MG Montlhery Midget
----	---------------	---------------------

##### First on Handicap

74	Harry PAINTER	MG PA
----	---------------	-------

# SPERO & VOITURETTE TROPHY RACE

## LAP TIMES - RACE 9

<b>14</b>	<b>Mike PAINTER</b>										
	<b>Lap</b>	<b>1</b>	<b>2</b>	<b>3</b>	<b>4</b>	<b>5</b>	<b>6</b>	<b>7</b>	<b>8</b>	<b>9</b>	<b>10</b>
	1	2:05.84	2:02.18	2:02.42	2:03.06	2:05.50					
<b>18</b>	<b>James RICKETTS</b>										
	<b>Lap</b>	<b>1</b>	<b>2</b>	<b>3</b>	<b>4</b>	<b>5</b>	<b>6</b>	<b>7</b>	<b>8</b>	<b>9</b>	<b>10</b>
	1	2:15.73	2:10.67	2:08.27	2:07.17	2:10.09					
<b>29</b>	<b>Christian PEDERSEN</b>										
	<b>Lap</b>	<b>1</b>	<b>2</b>	<b>3</b>	<b>4</b>	<b>5</b>	<b>6</b>	<b>7</b>	<b>8</b>	<b>9</b>	<b>10</b>
	1	2:02.93	1:57.95	1:57.61	2:00.29	2:01.50					
<b>30</b>	<b>Duncan POTTER</b>										
	<b>Lap</b>	<b>1</b>	<b>2</b>	<b>3</b>	<b>4</b>	<b>5</b>	<b>6</b>	<b>7</b>	<b>8</b>	<b>9</b>	<b>10</b>
	1	2:20.99	2:16.26	2:16.22	2:17.03	2:21.66					
<b>41</b>	<b>Mark REECE</b>										
	<b>Lap</b>	<b>1</b>	<b>2</b>	<b>3</b>	<b>4</b>	<b>5</b>	<b>6</b>	<b>7</b>	<b>8</b>	<b>9</b>	<b>10</b>
	1	2:39.21	2:34.92	2:30.76	2:30.82						
<b>44</b>	<b>Mark DOLTON</b>										
	<b>Lap</b>	<b>1</b>	<b>2</b>	<b>3</b>	<b>4</b>	<b>5</b>	<b>6</b>	<b>7</b>	<b>8</b>	<b>9</b>	<b>10</b>
	1	2:19.72	2:15.22	2:14.81	2:16.33	2:18.04					
<b>51</b>	<b>John SKEAVINGTON</b>										
	<b>Lap</b>	<b>1</b>	<b>2</b>	<b>3</b>	<b>4</b>	<b>5</b>	<b>6</b>	<b>7</b>	<b>8</b>	<b>9</b>	<b>10</b>
	1	2:24.85	2:31.20								
<b>55</b>	<b>William MAHANY</b>										
	<b>Lap</b>	<b>1</b>	<b>2</b>	<b>3</b>	<b>4</b>	<b>5</b>	<b>6</b>	<b>7</b>	<b>8</b>	<b>9</b>	<b>10</b>
	1	2:02.48	1:56.19	1:57.77	1:59.04	1:59.93					
<b>57</b>	<b>Gregan THRUSTON</b>										
	<b>Lap</b>	<b>1</b>	<b>2</b>	<b>3</b>	<b>4</b>	<b>5</b>	<b>6</b>	<b>7</b>	<b>8</b>	<b>9</b>	<b>10</b>
	1	2:13.53	3:24.20	2:16.25	2:16.19						
<b>74</b>	<b>Harry PAINTER</b>										
	<b>Lap</b>	<b>1</b>	<b>2</b>	<b>3</b>	<b>4</b>	<b>5</b>	<b>6</b>	<b>7</b>	<b>8</b>	<b>9</b>	<b>10</b>
	1	2:08.72	2:04.29	2:03.82	2:04.00	2:04.70					
<b>79</b>	<b>Nick HAYWARD-COOK</b>										
	<b>Lap</b>	<b>1</b>	<b>2</b>	<b>3</b>	<b>4</b>	<b>5</b>	<b>6</b>	<b>7</b>	<b>8</b>	<b>9</b>	<b>10</b>
	1	2:18.74	2:13.66	2:13.81	2:14.77	2:17.44					
<b>87</b>	<b>David ASPLIN</b>										
	<b>Lap</b>	<b>1</b>	<b>2</b>	<b>3</b>	<b>4</b>	<b>5</b>	<b>6</b>	<b>7</b>	<b>8</b>	<b>9</b>	<b>10</b>
	1	2:27.63	2:26.32	2:23.81	2:27.32	2:27.73					
<b>89</b>	<b>Jonathan FENNING</b>										
	<b>Lap</b>	<b>1</b>	<b>2</b>	<b>3</b>	<b>4</b>	<b>5</b>	<b>6</b>	<b>7</b>	<b>8</b>	<b>9</b>	<b>10</b>
	1	2:25.20	2:25.77	2:17.89	2:16.27	2:16.93					

<b>92</b>	<b>Tom WATERFIELD</b>									
<b>Lap</b>	<b>1</b>	<b>2</b>	<b>3</b>	<b>4</b>	<b>5</b>	<b>6</b>	<b>7</b>	<b>8</b>	<b>9</b>	<b>10</b>
1	2:19.14	2:12.64	2:06.11	2:13.85	2:07.63					
<b>108</b>	<b>Richard JENKINS</b>									
<b>Lap</b>	<b>1</b>	<b>2</b>	<b>3</b>	<b>4</b>	<b>5</b>	<b>6</b>	<b>7</b>	<b>8</b>	<b>9</b>	<b>10</b>
1	2:32.33	2:33.68	2:28.17	2:29.40						
<b>110</b>	<b>David BIRNAGE</b>									
<b>Lap</b>	<b>1</b>	<b>2</b>	<b>3</b>	<b>4</b>	<b>5</b>	<b>6</b>	<b>7</b>	<b>8</b>	<b>9</b>	<b>10</b>
1	2:33.68	2:32.56	2:29.00	2:26.67						
<b>114</b>	<b>Robert MOORE</b>									
<b>Lap</b>	<b>1</b>	<b>2</b>	<b>3</b>	<b>4</b>	<b>5</b>	<b>6</b>	<b>7</b>	<b>8</b>	<b>9</b>	<b>10</b>
1	2:36.87	2:35.00	2:27.95	2:29.49						
<b>116</b>	<b>Hamish MCNINCH</b>									
<b>Lap</b>	<b>1</b>	<b>2</b>	<b>3</b>	<b>4</b>	<b>5</b>	<b>6</b>	<b>7</b>	<b>8</b>	<b>9</b>	<b>10</b>
1	2:43.38	2:42.36	2:41.21	2:36.11						
<b>117</b>	<b>Andrew HARRINGTON</b>									
<b>Lap</b>	<b>1</b>	<b>2</b>	<b>3</b>	<b>4</b>	<b>5</b>	<b>6</b>	<b>7</b>	<b>8</b>	<b>9</b>	<b>10</b>
1	2:56.73	2:57.98	2:55.38	2:55.16						
<b>120</b>	<b>David SPENCE</b>									
<b>Lap</b>	<b>1</b>	<b>2</b>	<b>3</b>	<b>4</b>	<b>5</b>	<b>6</b>	<b>7</b>	<b>8</b>	<b>9</b>	<b>10</b>
1	2:45.61	2:44.55	2:41.32	2:41.86						
<b>196</b>	<b>Tim KNELLER</b>									
<b>Lap</b>	<b>1</b>	<b>2</b>	<b>3</b>	<b>4</b>	<b>5</b>	<b>6</b>	<b>7</b>	<b>8</b>	<b>9</b>	<b>10</b>
1	2:17.37	2:07.94	2:07.97	2:07.66	2:08.86					

# Lap Chart

## SPERO & VOITURETTE TROPHY RACE - RACE 9

Lap 1		Lap 2		Lap 3		Lap 4		Lap 5		Lap 6		Lap 7		Lap 8		Lap 9		Lap 10	
No	Time	No	Time	No	Time	No	Time	No	Time	No	Time	No	Time	No	Time	No	Time	No	Time
55	2:04.42	55	4:00.61	55	5:58.38	55	7:57.42	55	9:57.35										
29	2:05.22	29	4:03.17	29	6:00.78	57	7:58.57 *1	29	10:02.57										
14	2:09.09	14	4:11.27	117	6:06.70 *1	29	8:01.07	110	10:09.35 *1										
74	2:12.94	74	4:17.23	14	6:13.69	116	8:15.85 *1	108	10:14.62 *1										
57	2:18.12	196	4:29.44	74	6:21.05	14	8:16.75	57	10:14.76 *1										
18	2:20.51	18	4:31.18	196	6:37.41	120	8:21.17 *1	114	10:17.40 *1										
196	2:21.50	92	4:34.85	18	6:39.45	74	8:25.05	14	10:22.25										
92	2:22.21	79	4:37.74	92	6:40.96	196	8:45.07	41	10:24.99 *1										
79	2:24.08	44	4:41.15	79	6:51.55	18	8:46.62	74	10:29.75										
44	2:25.93	30	4:43.10	44	6:55.96	92	8:54.81	116	10:51.96 *1										
30	2:26.84	89	4:57.76	30	6:59.32	117	9:02.08 *1	196	10:53.93										
51	2:31.28	87	5:01.01	89	7:15.65	79	9:06.32	18	10:56.71										
89	2:31.99	51	5:02.48	87	7:24.82	44	9:12.29	92	11:02.44										
87	2:34.69	110	5:13.68	110	7:42.68	30	9:16.35	120	11:03.03 *1										
110	2:41.12	108	5:17.05	108	7:45.22	89	9:31.92	79	11:23.76										
108	2:43.37	114	5:19.96	114	7:47.91	87	9:52.14	44	11:30.33										
114	2:44.96	41	5:23.41	41	7:54.17			30	11:38.01										
41	2:48.49	116	5:34.64					89	11:48.85										
116	2:52.28	120	5:39.85					117	11:57.24 *1										
120	2:55.30	57	5:42.32					87	12:19.87										
117	3:08.72																		

# RACE GRID


## SPERO & VOITURETTE TROPHY RACE

### RACE 9

ROW 12		
ROW 11	<b>108</b> Richard JENKINS	<b>117</b> 02:58.490 Andrew HARRINGTON
ROW 10	<b>116</b> 02:45.190 Hamish MCNINCH	<b>120</b> 02:44.960 David SPENCE
ROW 9	<b>41</b> 02:36.360 Mark REECE	<b>114</b> 02:33.480 Robert MOORE
ROW 8	<b>110</b> 02:29.440 David BIRNAGE	<b>87</b> 02:25.540 David ASPLIN
ROW 7	<b>51</b> 02:22.970 John SKEAVINGTON	<b>89</b> 02:19.800 Jonathan FENNING
ROW 6	<b>30</b> 02:18.100 Duncan POTTER	<b>44</b> 02:14.970 Mark DOLTON
ROW 5	<b>79</b> 02:13.090 Nick HAYWARD-COOK	<b>18</b> 02:12.100 James RICKETTS
ROW 4	<b>57</b> 02:11.900 Gegan THRUSTON	<b>66</b> 02:09.390 Mark ELDER
ROW 3	<b>74</b> 02:09.370 Harry PAINTER	<b>196</b> 02:08.620 Tim KNELLER
ROW 2	<b>14</b> 02:06.510 Mike PAINTER	<b>92</b> 02:04.490 Tom WATERFIELD
ROW 1	<b>29</b> 02:01.590 Christian PEDERSEN	<b>55</b> 01:56.460 William MAHANY

Grid Used: Thick Yellow Markings

POLE







# The Vintage Sports-Car Club

## RACE 10 – RACE FOR FORMULA 3 (500) RACING CARS

### RESULT

Pl	No	Cl	Name	Car	Lap	Time	Behind	MPH	Best Lap on	MPH
1	247	P2	Mike FOWLER	Cooper Mk 5	5	10:06.26		64.94	1:59.79	2 65.73
2	259	P2	Xavier KINGSLAND	Staride Mk 3	5	10:06.32	0.06	64.94	1:59.82	2 65.72
3	246	P3	Brian JOLLIFFE	Cooper Mk 9	5	10:10.79	4.53	64.46	2:00.57	4 65.31
4	287	P2	Andrew TURNER	Cooper Mk 6	5	10:24.80	18.54	63.01	2:02.51	5 64.27
5	286	P3	John TURNER	Cooper Mk 9	5	10:25.80	19.54	62.91	2:02.62	5 64.22
6	275	P2	Richard BISHOP-MILLER	Revis	5	10:29.85	23.59	62.51	2:01.81	5 64.64
7	291	P2	Rodney DELVES	Kieft	5	10:35.83	29.57	61.92	2:04.59	3 63.20
8	204	P3	Roy WRIGHT	Flash Special Norton	5	10:36.64	30.38	61.84	2:04.21	4 63.39
9	207	P3	Nigel CHALLIS	Cooper Mk 8	5	11:00.17	53.91	59.64	2:08.73	2 61.17
10	206	P3	Darrell WOODS	Cooper Mk 12	5	11:00.83	54.57	59.58	2:08.79	3 61.14
11	236	P2	Kerry HORAN	Trenberth	5	11:15.09	1:08.83	58.32	2:12.14	2 59.59
12	251	P1	Alan CROFT	JP Mk I	5	12:23.04	2:16.78	52.99	2:23.21	3 54.98

### Not Classified

219	P1	JB JONES	JLR F3	3	6:26.11	DNF	61.18	2:04.71	3 63.14
232	P3	Gareth JONES	Cousy No 2	0		Starter			

### Fastest Laps

219	P1	JB JONES	JLR F3				2:04.71	3 63.14
247	P2	Mike FOWLER	Cooper Mk V				1:59.79	2 65.73
246	P3	Brian JOLLIFFE	Cooper Jap				2:00.57	4 65.31

### AWARDS

#### Race Winner & 1<sup>st</sup> Class P2

247	P2	Mike FOWLER	Cooper Mk 5	
2 <sup>nd</sup>	259	P2	Xavier KINGSLAND	Staride Mk 3
3 <sup>rd</sup>	246	P3	Brian JOLLIFFE	Cooper Mk 9 (& 1 <sup>st</sup> Class P3)

#### Other Class Winners

251	P1	Alan CROFT	JP Mk I	(1 <sup>st</sup> Class P1)
-----	----	------------	---------	----------------------------

# F3 (500) RACING CARS RACE

## LAP TIMES - RACE 10

---

**204 Roy WRIGHT**

Lap	1	2	3	4	5	6	7	8	9	10
1	2:12.27	2:04.71	2:04.93	2:04.21	2:05.59					

---

**206 Darrell WOODS**

Lap	1	2	3	4	5	6	7	8	9	10
1	2:15.80	2:09.76	2:08.79	2:11.02	2:10.76					

---

**207 Nigel CHALLIS**

Lap	1	2	3	4	5	6	7	8	9	10
1	2:14.18	2:08.73	2:09.60	2:11.34	2:10.91					

---

**219 JB JONES**

Lap	1	2	3	4	5	6	7	8	9	10
1	2:10.34	2:07.53	2:04.71							

---

**236 Kerry HORAN**

Lap	1	2	3	4	5	6	7	8	9	10
1	2:16.50	2:12.14	2:13.76	2:14.02	2:12.55					

---

**246 Brian JOLLIFFE**

Lap	1	2	3	4	5	6	7	8	9	10
1	2:03.81	2:01.83	2:01.11	2:00.57	2:00.64					

---

**247 Mike FOWLER**

Lap	1	2	3	4	5	6	7	8	9	10
1	2:02.36	1:59.79	2:00.95	2:00.32	2:00.86					

---

**251 Alan CROFT**

Lap	1	2	3	4	5	6	7	8	9	10
1	2:23.80	2:23.54	2:23.21	2:24.94	2:40.56					

---

**259 Xavier KINGSLAND**

Lap	1	2	3	4	5	6	7	8	9	10
1	2:02.52	1:59.82	2:00.67	2:00.25	2:00.78					

---

**275 Richard BISHOP-MILLER**

Lap	1	2	3	4	5	6	7	8	9	10
1	2:09.88	2:04.99	2:04.08	2:03.21	2:01.81					

---

**286 John TURNER**

Lap	1	2	3	4	5	6	7	8	9	10
1	2:06.68	2:03.93	2:04.70	2:03.72	2:02.62					

---

**287 Andrew TURNER**

Lap	1	2	3	4	5	6	7	8	9	10
1	2:06.08	2:03.92	2:04.99	2:03.85	2:02.51					

---

**291 Rodney DELVES**

Lap	1	2	3	4	5	6	7	8	9	10
1	2:09.79	2:04.72	2:04.59	2:04.96	2:06.41					


# Lap Chart

## F3 (500) RACING CARS RACE - RACE 10

Lap 1		Lap 2		Lap 3		Lap 4		Lap 5		Lap 6		Lap 7		Lap 8		Lap 9		Lap 10	
No	Time	No	Time	No	Time	No	Time	No	Time	No	Time	No	Time	No	Time	No	Time	No	Time
247	2:04.34	247	4:04.13	247	6:05.08	247	8:05.40	247	10:06.26										
259	2:04.80	259	4:04.62	259	6:05.29	259	8:05.54	259	10:06.32										
246	2:06.64	246	4:08.47	246	6:09.58	246	8:10.15	246	10:10.79										
287	2:09.53	287	4:13.45	287	6:18.44	287	8:22.29	287	10:24.80										
286	2:10.83	286	4:14.76	286	6:19.46	286	8:23.18	286	10:25.80										
219	2:13.87	291	4:19.87	291	6:24.46	275	8:28.04	275	10:29.85										
291	2:15.15	275	4:20.75	275	6:24.83	291	8:29.42	291	10:35.83										
275	2:15.76	219	4:21.40	219	6:26.11	204	8:31.05	204	10:36.64										
204	2:17.20	204	4:21.91	204	6:26.84	207	8:49.26	207	11:00.17										
207	2:19.59	207	4:28.32	207	6:37.92	206	8:50.07	206	11:00.83										
206	2:20.50	206	4:30.26	206	6:39.05	236	9:02.54	236	11:15.09										
236	2:22.62	236	4:34.76	236	6:48.52	251	9:42.48	251	12:23.04										
251	2:30.79	251	4:54.33	251	7:17.54														



# RACE GRID



## F3 (500) RACING CARS RACE

### RACE 10

ROW 8		
ROW 7	<b>251</b> 02:23.930 Alan CROFT	<b>236</b> 02:13.250 Kerry HORAN
ROW 6	<b>275</b> 02:13.020 Richard BISHOP-MILLER	<b>291</b> 02:09.020 Rodney DELVES
ROW 5	<b>207</b> 02:08.910 Nigel CHALLIS	<b>204</b> 02:08.780 Roy WRIGHT
ROW 4	<b>206</b> 02:07.170 Darrell WOODS	<b>286</b> 02:05.550 John TURNER
ROW 3	<b>287</b> 02:05.480 Andrew TURNER	<b>219</b> 02:05.140 JB JONES
ROW 2	<b>232</b> 02:04.380 Gareth JONES	<b>246</b> 02:03.630 Brian JOLLIFFE
ROW 1	<b>259</b> 02:03.110 Xavier KINGSLAND	<b>247</b> 02:00.550 Mike FOWLER

Grid Used: Thick Yellow Markings

**POLE**



## The Vintage Sports-Car Club

### RACE 11 – ALL-COMERS SHORT HANDICAP RACE FOR PRE-WAR CARS (VSCC SET 6)

#### RESULT

Pl	No	Cl	Name	Car	Laps	Time	Behind	MPH	Best Lap	On	MPH
1	82		David LEWIS	Alvis Firebird/Speed 25	5	12:14.97		57.48	2:11.50	4	59.88
2	28		Anthony FENWICK-WILSON	Railton LS Tourer	5	12:20.06	5.09	57.06	2:14.43	5	58.58
3	10		Richard ILIFFE	Riley Kestrel 12/4 Spl	5	12:20.32	5.35	61.01	2:05.19	2	62.90
4	131		Richard LAKE	Aston Martin 15/98	5	12:20.95	5.98	57.82	2:13.01	4	59.20
5	70		Jeffrey EDWARDS	Alvis Sports Special	5	12:22.43	7.46	57.69	2:11.18	5	60.03
6	76		Simon KELLEWAY	Riley Sprite 12/4	5	12:27.53	12.56	57.26	2:14.47	3	58.56
7	79		Nick HAYWARD-COOK	Austin 7 Monoposto	5	12:27.94	12.97	57.23	2:13.98	5	58.77
8	46		Phillip BEWLEY	Bugatti T35	5	12:29.38	14.41	56.29	2:15.62	2	58.06
9	53		Jonathan SHARP	Riley 15/6 TT Sprite	5	12:30.20	15.23	55.44	2:17.26	5	57.37
10	97		David SEBER	Wolseley Hornet Special	5	12:38.49	23.52	60.71	2:03.00	2	64.02
11	27		Geoff TOMS	Fiat 508S	5	12:41.05	26.08	56.16	2:15.48	4	58.12
12	130		Michael HUDSON	Salmson GS8	5	12:46.69	31.72	51.35	2:28.99	5	52.85
13	81		Paul WESTON	Frazer Nash TT Replica	5	13:18.11	1:03.14	51.93	2:27.77	5	53.29

#### Not Classified

39			Cyril HANCOCK	Fiat New Balilla	3	8:23.34	DNF	46.93	2:30.53	2	52.31
36			James WHITMORE	Riley 12/4 Special	1	3:17.98	DNF	53.21		0	0.00
58			Simon STOKES	Riley Treen	1	4:02.91	DNF	59.25		0	0.00
73			David DANIELS	Riley Grebe Replica	0						

#### Fastest Lap

97			David SEBER	Wolseley Hornet Special					2:03.00	2	64.02
----	--	--	-------------	-------------------------	--	--	--	--	---------	---	-------

#### AWARDS

#### Race Winner

	82		David LEWIS	Alvis Firebird/Speed 25
2 <sup>nd</sup>	28		Anthony FENWICK-WILSON	Railton LS Tourer
3 <sup>rd</sup>	10		Richard ILIFFE	Riley Kestrel 12/4 Spl
4 <sup>th</sup>	131		Richard LAKE	Aston Martin 15/98

# HANDICAP RACE FOR PRE-WAR CARS (VSCC SET 6)

## LAP TIMES - RACE 11

<b>10</b>	<b>Richard ILIFFE</b>										
	<b>Lap</b>	<b>1</b>	<b>2</b>	<b>3</b>	<b>4</b>	<b>5</b>	<b>6</b>	<b>7</b>	<b>8</b>	<b>9</b>	<b>10</b>
	1	2:09.59	2:05.19	2:06.98	2:09.72	2:09.20					
<b>27</b>	<b>Geoff TOMS</b>										
	<b>Lap</b>	<b>1</b>	<b>2</b>	<b>3</b>	<b>4</b>	<b>5</b>	<b>6</b>	<b>7</b>	<b>8</b>	<b>9</b>	<b>10</b>
	1	2:24.01	2:15.58	2:19.25	2:15.48	2:21.05					
<b>28</b>	<b>Anthony FENWICK-WILSON</b>										
	<b>Lap</b>	<b>1</b>	<b>2</b>	<b>3</b>	<b>4</b>	<b>5</b>	<b>6</b>	<b>7</b>	<b>8</b>	<b>9</b>	<b>10</b>
	1	2:20.34	2:16.42	2:18.93	2:14.74	2:14.43					
<b>36</b>	<b>James WHITMORE</b>										
	<b>Lap</b>	<b>1</b>	<b>2</b>	<b>3</b>	<b>4</b>	<b>5</b>	<b>6</b>	<b>7</b>	<b>8</b>	<b>9</b>	<b>10</b>
	1	2:23.61									
<b>39</b>	<b>Cyril HANCOCK</b>										
	<b>Lap</b>	<b>1</b>	<b>2</b>	<b>3</b>	<b>4</b>	<b>5</b>	<b>6</b>	<b>7</b>	<b>8</b>	<b>9</b>	<b>10</b>
	1	2:37.90	2:30.53	3:12.39							
<b>46</b>	<b>Philip BEWLEY</b>										
	<b>Lap</b>	<b>1</b>	<b>2</b>	<b>3</b>	<b>4</b>	<b>5</b>	<b>6</b>	<b>7</b>	<b>8</b>	<b>9</b>	<b>10</b>
	1	2:21.39	2:15.62	2:20.77	2:16.79	2:18.82					
<b>53</b>	<b>Jonathan SHARP</b>										
	<b>Lap</b>	<b>1</b>	<b>2</b>	<b>3</b>	<b>4</b>	<b>5</b>	<b>6</b>	<b>7</b>	<b>8</b>	<b>9</b>	<b>10</b>
	1	2:26.96	2:19.67	2:24.30	2:18.70	2:17.26					
<b>58</b>	<b>Simon STOKES</b>										
	<b>Lap</b>	<b>1</b>	<b>2</b>	<b>3</b>	<b>4</b>	<b>5</b>	<b>6</b>	<b>7</b>	<b>8</b>	<b>9</b>	<b>10</b>
	1	2:06.65									
<b>70</b>	<b>Jeffrey EDWARDS</b>										
	<b>Lap</b>	<b>1</b>	<b>2</b>	<b>3</b>	<b>4</b>	<b>5</b>	<b>6</b>	<b>7</b>	<b>8</b>	<b>9</b>	<b>10</b>
	1	2:17.99	2:17.43	2:13.86	2:16.74	2:11.18					
<b>76</b>	<b>Simon KELLEWAY</b>										
	<b>Lap</b>	<b>1</b>	<b>2</b>	<b>3</b>	<b>4</b>	<b>5</b>	<b>6</b>	<b>7</b>	<b>8</b>	<b>9</b>	<b>10</b>
	1	2:19.50	2:16.34	2:14.47	2:17.17	2:14.68					
<b>79</b>	<b>Nick HAYWARD-COOK</b>										
	<b>Lap</b>	<b>1</b>	<b>2</b>	<b>3</b>	<b>4</b>	<b>5</b>	<b>6</b>	<b>7</b>	<b>8</b>	<b>9</b>	<b>10</b>
	1	2:18.21	2:16.06	2:14.24	2:17.63	2:13.98					
<b>81</b>	<b>Paul WESTON</b>										
	<b>Lap</b>	<b>1</b>	<b>2</b>	<b>3</b>	<b>4</b>	<b>5</b>	<b>6</b>	<b>7</b>	<b>8</b>	<b>9</b>	<b>10</b>
	1	2:31.73	2:29.64	2:36.73	2:28.44	2:27.77					
<b>82</b>	<b>David LEWIS</b>										
	<b>Lap</b>	<b>1</b>	<b>2</b>	<b>3</b>	<b>4</b>	<b>5</b>	<b>6</b>	<b>7</b>	<b>8</b>	<b>9</b>	<b>10</b>
	1	2:15.60	2:13.05	2:25.70	2:11.50	2:14.63					

---

**97 David SEBER**

Lap	1	2	3	4	5	6	7	8	9	10
1	2:07.29	2:03.00	2:20.87	2:04.39	2:06.52					

---

**130 Michael HUDSON**

Lap	1	2	3	4	5	6	7	8	9	10
1	2:37.97	2:30.58	2:31.23	2:34.82	2:28.99					

---

**131 Richard LAKE**

Lap	1	2	3	4	5	6	7	8	9	10
1	2:17.77	2:15.16	2:13.86	2:13.01	2:15.23					

# Lap Chart

## HANDICAP RACE FOR PRE-WAR CARS (VSCC SET 6) - RACE 11

Lap 1		Lap 2		Lap 3		Lap 4		Lap 5		Lap 6		Lap 7		Lap 8		Lap 9		Lap 10	
No	Time	No	Time	No	Time	No	Time	No	Time	No	Time	No	Time	No	Time	No	Time	No	Time
39	2:40.42	39	5:10.95	130	7:42.88	82	10:00.34	82	12:14.97										
130	2:41.07	130	5:11.65	82	7:48.84	28	10:05.63	28	12:20.06										
82	3:10.09	82	5:23.14	28	7:50.89	131	10:05.72	10	12:20.32										
53	3:10.27	53	5:29.94	131	7:52.71	46	10:10.56	131	12:20.95										
81	3:15.53	28	5:31.96	46	7:53.77	10	10:11.12	70	12:22.43										
28	3:15.54	46	5:33.00	53	7:54.24	70	10:11.25	76	12:27.53										
46	3:17.38	131	5:38.85	70	7:54.51	76	10:12.85	79	12:27.94										
36	3:17.98	70	5:40.65	76	7:55.68	53	10:12.94	46	12:29.38										
70	3:23.22	76	5:41.21	79	7:56.33	79	10:13.96	53	12:30.20										
131	3:23.69	79	5:42.09	10	8:01.40	130	10:17.70	97	12:38.49										
76	3:24.87	81	5:45.17	27	8:04.52	27	10:20.00	27	12:41.05										
79	3:26.03	27	5:45.27	81	8:21.90	97	10:31.97	130	12:46.69										
27	3:29.69	10	5:54.42	39	8:23.34	81	10:50.34	81	13:18.11										
10	3:49.23	97	6:06.71	97	8:27.58														
58	4:02.91																		
97	4:03.71																		



## RACE NUMBER 11: 5 LAPS

Drop Number	Grid Row	Cars are shown with the number of laps that they must race if different from race length			Secs
<b>6</b>	11			98	<b>1.50</b>
	10	97		58	
<b>5</b>	9		62	10	<b>1.35</b>
<b>4</b>	8			131	<b>1.00</b>
	7		79	76	
<b>3</b>	6	70		27	<b>0.50</b>
	5		46	28	
<b>2</b>	4	82		36	<b>0.40</b>
	3			81	
<b>1</b>	2	73		53	<b>0.00</b>
	1		130	39	

0

**Front Of Grid**

Issue No

Signed

Handicapper

CoC

Time



## The Vintage Sports-Car Club

### RACE 12 - TRIPLE M REGISTER MG v AUSTIN 7 CHALLENGE RACE

#### RESULT

Pl	No	Cl	Name	Car	Lap	Time	Behind	MPH	Best Lap on	MPH	Handicap
1	97	Inv	David SEBER	Wolseley Hornet Special	6	12:35.21		62.56	2:01.07	4	65.04
2	14		Mike PAINTER	MG Kayne	6	12:38.97	3.76	62.25	2:03.49	2	63.76
3	74		Harry PAINTER	MG PA	6	12:43.21	8.00	61.90	2:03.38	4	63.82
4	57		Gregan THRUSTON	Austin 7 Special	6	13:24.96	49.75	58.69	2:10.68	2	60.26 20.88
5	192		Simon BLAKENEY-EDWARDS	Austin 7 Special	6	13:34.01	58.80	58.04	2:12.66	5	59.36 18.05
6	44		Mark DOLTON	MG PB	6	13:36.73	1:01.52	57.85	2:13.79	5	58.86 13.99
7	89		Jonathan FENNING	Austin 7 Ulster	6	13:37.37	1:02.16	57.80	2:13.75	5	58.87 14.87
8	30		Duncan POTTER	MG Monthery Midget	6	13:51.34	1:16.13	56.83	2:15.17	2	58.25 20.32
9	123		Stuart ROPER-MARSHALL	Austin 7 Special	6	14:27.17	1:51.96	54.48	2:22.04	2	55.44 14.93
10	106		Andrew MORLAND	MG PA	6	14:35.25	2:00.04	53.98	2:22.70	3	55.18 19.05
11	110		David BIRNAGE	Austin 7 Ulster	6	14:37.45	2:02.24	53.84	2:23.48	2	54.88 16.57
12	41		Mark REECE	MG J4 Sports	5	12:44.02	1 Lap	51.53	2:27.69	4	53.32 25.57
13	111		Chris CADMAN	MG Monthery Midget	5	12:47.66	1 Lap	51.29	2:28.52	4	53.02 25.06
14	114		Robert MOORE	Austin 7	5	13:00.22	1 Lap	50.46	2:32.03	5	51.79 20.07
15	116		Hamish MCNINCH	MG PA	5	13:06.59	1 Lap	50.05	2:30.52	4	52.31 33.99
16	102		Michael BARBER	MG Q Type Replica	5	13:08.55	1 Lap	49.93	2:35.44	3	50.66 11.35*
17	124		Mike DAVIES-COLLEY	MG PA	5	13:09.91	1 Lap	49.84	2:33.96	4	51.14 20.11
18	118		Simon JACKSON	MG PB	5	13:39.15	1 Lap	48.06	2:38.82	2	49.58 25.05
19	127		Andy KING	MG PB Cream Cracker	5	14:00.64	1 Lap	46.84	2:40.75	2	48.98 36.89

#### Not Classified

66	Mark ELDER	Austin Sports Special	4	8:44.85	DNF	60.01	2:07.23	2	61.89
190	George PARKINSON	Austin AD Tourer	2	5:57.02	DNF	44.11	2:49.79	2	46.38
108	Richard JENKINS	MG K Type Magnette	1	2:59.15	DNF	43.95		0	0.00
125	Christopher EDMONDSON	MG C Type	1	3:05.84	DNF	42.37		0	0.00

Car 116 - Time includes a 10 Second penalty for Gaining Advantage

#### Race Winner & Fastest Lap

97	Inv	David SEBER	Wolseley Hornet Special	2:01.07	4	65.04
----	-----	-------------	-------------------------	---------	---	-------

#### AWARDS

#### Challenge Winner & First MG

1 <sup>st</sup>	14	Mike PAINTER	MG Kayne
2 <sup>nd</sup>	74	Harry PAINTER	MG PA

#### 3<sup>rd</sup> Place & First Austin 7

57	Gregan THRUSTON	Austin 7 Special
----	-----------------	------------------

#### First on Handicap

16	102	Michael BARBER	MG Q Type Replica
----	-----	----------------	-------------------

# TRIPLE M REGISTER MG vs AUSTIN 7 CHALLENGE RACE

## LAP TIMES - RACE 12

<b>14</b>	<b>Mike PAINTER</b>									
<b>Lap</b>	<b>1</b>	<b>2</b>	<b>3</b>	<b>4</b>	<b>5</b>	<b>6</b>	<b>7</b>	<b>8</b>	<b>9</b>	<b>10</b>
1	2:07.81	2:03.49	2:04.59	2:03.61	2:06.79	2:09.82				
<b>30</b>	<b>Duncan POTTER</b>									
<b>Lap</b>	<b>1</b>	<b>2</b>	<b>3</b>	<b>4</b>	<b>5</b>	<b>6</b>	<b>7</b>	<b>8</b>	<b>9</b>	<b>10</b>
1	2:20.02	2:15.17	2:16.56	2:15.35	2:17.60	2:21.75				
<b>41</b>	<b>Mark REECE</b>									
<b>Lap</b>	<b>1</b>	<b>2</b>	<b>3</b>	<b>4</b>	<b>5</b>	<b>6</b>	<b>7</b>	<b>8</b>	<b>9</b>	<b>10</b>
1	2:36.34	2:30.85	2:31.18	2:27.69	2:28.09					
<b>44</b>	<b>Mark DOLTON</b>									
<b>Lap</b>	<b>1</b>	<b>2</b>	<b>3</b>	<b>4</b>	<b>5</b>	<b>6</b>	<b>7</b>	<b>8</b>	<b>9</b>	<b>10</b>
1	2:17.63	2:16.72	2:15.97	2:13.98	2:13.79	2:14.78				
<b>57</b>	<b>Gregan THRUSTON</b>									
<b>Lap</b>	<b>1</b>	<b>2</b>	<b>3</b>	<b>4</b>	<b>5</b>	<b>6</b>	<b>7</b>	<b>8</b>	<b>9</b>	<b>10</b>
1	2:13.08	2:10.68	2:13.47	2:14.12	2:15.74	2:14.06				
<b>66</b>	<b>Mark ELDER</b>									
<b>Lap</b>	<b>1</b>	<b>2</b>	<b>3</b>	<b>4</b>	<b>5</b>	<b>6</b>	<b>7</b>	<b>8</b>	<b>9</b>	<b>10</b>
1	2:13.86	2:07.23	2:08.53	2:11.91						
<b>74</b>	<b>Harry PAINTER</b>									
<b>Lap</b>	<b>1</b>	<b>2</b>	<b>3</b>	<b>4</b>	<b>5</b>	<b>6</b>	<b>7</b>	<b>8</b>	<b>9</b>	<b>10</b>
1	2:10.39	2:03.60	2:04.35	2:03.38	2:04.08	2:13.82				
<b>89</b>	<b>Jonathan FENNING</b>									
<b>Lap</b>	<b>1</b>	<b>2</b>	<b>3</b>	<b>4</b>	<b>5</b>	<b>6</b>	<b>7</b>	<b>8</b>	<b>9</b>	<b>10</b>
1	2:17.03	2:15.69	2:15.95	2:13.88	2:13.75	2:15.22				
<b>97</b>	<b>David SEBER</b>									
<b>Lap</b>	<b>1</b>	<b>2</b>	<b>3</b>	<b>4</b>	<b>5</b>	<b>6</b>	<b>7</b>	<b>8</b>	<b>9</b>	<b>10</b>
1	2:12.08	2:03.97	2:01.90	2:01.07	2:03.34	2:10.10				
<b>102</b>	<b>Michael BARBER</b>									
<b>Lap</b>	<b>1</b>	<b>2</b>	<b>3</b>	<b>4</b>	<b>5</b>	<b>6</b>	<b>7</b>	<b>8</b>	<b>9</b>	<b>10</b>
1	2:33.79	2:36.09	2:35.44	2:38.33	2:36.20					
<b>106</b>	<b>Andrew MORLAND</b>									
<b>Lap</b>	<b>1</b>	<b>2</b>	<b>3</b>	<b>4</b>	<b>5</b>	<b>6</b>	<b>7</b>	<b>8</b>	<b>9</b>	<b>10</b>
1	2:29.06	2:23.40	2:22.70	2:23.10	2:24.76	2:24.62				
<b>108</b>	<b>Richard JENKINS</b>									
<b>Lap</b>	<b>1</b>	<b>2</b>	<b>3</b>	<b>4</b>	<b>5</b>	<b>6</b>	<b>7</b>	<b>8</b>	<b>9</b>	<b>10</b>
1	2:47.76									
<b>110</b>	<b>David BIRNAGE</b>									
<b>Lap</b>	<b>1</b>	<b>2</b>	<b>3</b>	<b>4</b>	<b>5</b>	<b>6</b>	<b>7</b>	<b>8</b>	<b>9</b>	<b>10</b>
1	2:27.76	2:23.48	2:23.68	2:26.17	2:24.67	2:24.79				

<b>111</b>	<b>Chris CADMAN</b>										
	<b>Lap</b>	<b>1</b>	<b>2</b>	<b>3</b>	<b>4</b>	<b>5</b>	<b>6</b>	<b>7</b>	<b>8</b>	<b>9</b>	<b>10</b>
	1	2:35.54	2:36.01	2:30.11	2:28.52	2:29.22					
<b>114</b>	<b>Robert MOORE</b>										
	<b>Lap</b>	<b>1</b>	<b>2</b>	<b>3</b>	<b>4</b>	<b>5</b>	<b>6</b>	<b>7</b>	<b>8</b>	<b>9</b>	<b>10</b>
	1	2:38.50	2:34.35	2:34.49	2:32.63	2:32.03					
<b>116</b>	<b>Hamish MCNINCH</b>										
	<b>Lap</b>	<b>1</b>	<b>2</b>	<b>3</b>	<b>4</b>	<b>5</b>	<b>6</b>	<b>7</b>	<b>8</b>	<b>9</b>	<b>10</b>
	1	2:37.05	2:33.48	2:34.24	2:30.52	2:31.24					
<b>118</b>	<b>Simon JACKSON</b>										
	<b>Lap</b>	<b>1</b>	<b>2</b>	<b>3</b>	<b>4</b>	<b>5</b>	<b>6</b>	<b>7</b>	<b>8</b>	<b>9</b>	<b>10</b>
	1	2:47.07	2:38.82	2:39.13	2:40.29	2:42.23					
<b>123</b>	<b>Stuart ROPER-MARSHALL</b>										
	<b>Lap</b>	<b>1</b>	<b>2</b>	<b>3</b>	<b>4</b>	<b>5</b>	<b>6</b>	<b>7</b>	<b>8</b>	<b>9</b>	<b>10</b>
	1	2:23.51	2:22.04	2:24.20	2:24.26	2:24.10	2:23.24				
<b>124</b>	<b>Mike DAVIES-COLLEY</b>										
	<b>Lap</b>	<b>1</b>	<b>2</b>	<b>3</b>	<b>4</b>	<b>5</b>	<b>6</b>	<b>7</b>	<b>8</b>	<b>9</b>	<b>10</b>
	1	2:40.84	2:34.81	2:34.07	2:33.96	2:35.64					
<b>125</b>	<b>Christopher EDMONDSON</b>										
	<b>Lap</b>	<b>1</b>	<b>2</b>	<b>3</b>	<b>4</b>	<b>5</b>	<b>6</b>	<b>7</b>	<b>8</b>	<b>9</b>	<b>10</b>
	1	2:53.44									
<b>127</b>	<b>Andy KING</b>										
	<b>Lap</b>	<b>1</b>	<b>2</b>	<b>3</b>	<b>4</b>	<b>5</b>	<b>6</b>	<b>7</b>	<b>8</b>	<b>9</b>	<b>10</b>
	1	2:42.64	2:40.75	2:46.44	2:45.76	2:53.99					
<b>190</b>	<b>George PARKINSON</b>										
	<b>Lap</b>	<b>1</b>	<b>2</b>	<b>3</b>	<b>4</b>	<b>5</b>	<b>6</b>	<b>7</b>	<b>8</b>	<b>9</b>	<b>10</b>
	1	2:57.45	2:49.79								
<b>192</b>	<b>Simon BLAKENEY-EDWARDS</b>										
	<b>Lap</b>	<b>1</b>	<b>2</b>	<b>3</b>	<b>4</b>	<b>5</b>	<b>6</b>	<b>7</b>	<b>8</b>	<b>9</b>	<b>10</b>
	1	2:17.71	2:15.23	2:14.86	2:14.94	2:12.66	2:13.84				

# Lap Chart

## TRIPLE M REGISTER MG vs AUSTIN 7 CHALLENGE RACE - RACE 12

Lap 1		Lap 2		Lap 3		Lap 4		Lap 5		Lap 6		Lap 7		Lap 8		Lap 9		Lap 10	
No	Time	No	Time	No	Time	No	Time	No	Time	No	Time	No	Time	No	Time	No	Time	No	Time
14	2:10.67	14	4:14.16	14	6:18.75	97	8:21.77	97	10:25.11	97	12:35.21								
74	2:13.98	74	4:17.58	97	6:20.70	14	8:22.36	116	10:25.35 *1	14	12:38.97								
97	2:14.83	97	4:18.80	74	6:21.93	74	8:25.31	114	10:28.19 *1	74	12:43.21								
57	2:16.89	66	4:24.41	66	6:32.94	66	8:44.85	14	10:29.15	41	12:44.02 *1								
66	2:17.18	57	4:27.57	57	6:41.04	57	8:55.16	74	10:29.39	111	12:47.66 *1								
44	2:21.49	192	4:37.71	192	6:52.57	192	9:07.51	102	10:32.35 *1	116	12:56.59 *1								
192	2:22.48	44	4:38.21	44	6:54.18	44	9:08.16	124	10:34.27 *1	114	13:00.22 *1								
89	2:22.88	89	4:38.57	89	6:54.52	89	9:08.40	118	10:56.92 *1	102	13:08.55 *1								
30	2:24.91	30	4:40.08	30	6:56.64	30	9:11.99	127	11:06.65 *1	124	13:09.91 *1								
123	2:29.33	123	4:51.37	123	7:15.57	123	9:39.83	57	11:10.90	57	13:24.96								
110	2:34.66	110	4:58.14	110	7:21.82	106	9:45.87	192	11:20.17	192	13:34.01								
106	2:36.67	106	5:00.07	106	7:22.77	110	9:47.99	44	11:21.95	44	13:36.73								
102	2:42.49	41	5:17.06	41	7:48.24	41	10:15.93	89	11:22.15	89	13:37.37								
111	2:43.80	102	5:18.58	111	7:49.92	111	10:18.44	30	11:29.59	118	13:39.15 *1								
41	2:46.21	111	5:19.81	102	7:54.02			123	12:03.93	30	13:51.34								
114	2:46.72	116	5:20.59	116	7:54.83			106	12:10.63	127	14:00.64 *1								
116	2:47.11	114	5:21.07	114	7:55.56			110	12:12.66	123	14:27.17								
124	2:51.43	124	5:26.24	124	8:00.31					106	14:35.25								
127	2:53.70	127	5:34.45	118	8:16.63					110	14:37.45								
118	2:58.68	118	5:37.50	127	8:20.89														
108	2:59.15	190	5:57.02																
125	3:05.84																		
190	3:07.23																		

# RACE GRID

## TRIPLE M REGISTER MG vs AUSTIN 7 CHALLENGE RACE

### RACE 12

ROW 14		<b>108</b> Richard JENKINS	
ROW 13	<b>117</b> 02:58.490 Andrew HARRINGTON		<b>125</b> 02:50.040 Christopher EDMONDSO
ROW 12	<b>127</b> 02:48.000 Andy KING	<b>116</b> 02:45.190 Hamish MCNINCH	
ROW 11		<b>124</b> 02:39.380 Mike DAVIES-COLLEY	<b>118</b> 02:38.120 Simon JACKSON
ROW 10	<b>41</b> 02:36.360 Mark REECE	<b>190</b> 02:35.340 George PARKINSON	
ROW 9		<b>114</b> 02:33.480 Robert MOORE	<b>102</b> 02:32.200 Michael BARBER
ROW 8	<b>111</b> 02:32.120 Chris CADMAN	<b>110</b> 02:29.440 David BIRNAGE	
ROW 7		<b>106</b> 02:24.630 Andrew MORLAND	<b>51</b> 02:22.970 John SKEAVINGTON
ROW 6	<b>123</b> 02:21.570 Stuart ROPER-MARSHAL	<b>89</b> 02:19.800 Jonathan FENNING	
ROW 5		<b>30</b> 02:18.100 Duncan POTTER	<b>192</b> 02:16.970 Simon BLAKENEY-EDW
ROW 4	<b>44</b> 02:14.970 Mark DOLTON	<b>57</b> 02:11.900 Gegan THRUSTON	
ROW 3		<b>66</b> 02:09.390 Mark ELDER	<b>74</b> 02:09.370 Harry PAINTER
ROW 2	<b>11</b> 02:08.130 Thomas HARDMAN	<b>97</b> 02:07.220 David SEBER	
ROW 1		<b>14</b> 02:06.510 Mike PAINTER	<b>29</b> 02:01.590 Christian PEDERSEN

Grid Used: Thick Yellow Markings

POLE