



**THE
VINTAGE SPORTS
CAR CLUB**

MALLORY PARK

12th AUGUST 2017

RESULTS BY



**HS Sports Ltd
Kinetic House, Varey Road
Congleton, Cheshire CW12 1UW
Tel. +44 (0)1260 275708
Fax +44 (0)1260 295625
www.hssports.co.uk**



The Vintage Sports-Car Club

STANDARD & MODIFIED PRE-WAR SPORTS CARS

PROVISIONAL RESULT - PRACTICE SESSION 1

PI	No	CI	Name	Car	Laps	Time on Lap	Behind	MPH	
1	22		Tim KNELLER	Riley TT Sprite	8	1:03.73	3	76.17	
2	29		Mark BRETT	Ballamy-Ford (LMB) V8 Sp	8	1:04.65	6	00.92	75.08
3	5		Sue DARBYSHIRE	Morgan Super Aero	8	1:05.76	7	02.03	73.82
4	61		Robert MOORE	Frazer Nash Super Sports	7	1:08.40	2	04.67	70.97
5	31		Trevor SWETE	Invicta S Type	7	1:08.66	6	04.93	70.70
6	42		Hamish MONRO	Frazer Nash Super Sports	7	1:08.81	6	05.08	70.55
7	38		Simon BLAKENEY-EDWARDS	Frazer Nash Super Sports	2	1:09.60	2	05.87	69.74
8	62		Simon EDWARDS	Morgan Aero Supersport	7	1:10.61	4	06.88	68.75
9	112		David OZANNE	Aston Martin Speed Ulster	7	1:10.68	7	06.95	68.68
10	195		David JOHNSON	Frazer Nash Super Sports	7	1:10.86	6	07.13	68.50
11	33		John GUYATT	Talbot Lago T150C	7	1:11.77	3	08.04	67.64
12	57		Fred BOOTHBY	MG J2	7	1:12.43	6	08.70	67.02
13	70		Andrew BAKER	Riley Brooklands	7	1:12.55	4	08.82	66.91
14	52		Anthony FENWICK-WILSON	Railton LS Tourer	7	1:12.83	1	09.10	66.65
15	16		Mac HULBERT	Alvis Silver Eagle	7	1:12.85	7	09.12	66.63
16	51		Barry FOSTER	MG Midget	6	1:13.16	4	09.43	66.35
17	49		Ian STANDING	Riley Brooklands	7	1:13.44	2	09.71	66.10
18	56		Duncan POTTER	MG Monthery Midget	7	1:13.85	6	10.12	65.73
19	48		John REEVE	Riley Brooklands	7	1:13.87	5	10.14	65.71
20	41		Clive TEMPLE	Riley Brooklands	7	1:14.56	1	10.83	65.11
21	65		Norman PEMBERTON	Talbot 95/105	7	1:15.31	1	11.58	64.46
22	73		Simon JACKSON	MG PB Cream Cracker	7	1:16.81	6	13.08	63.20
23	141		Mark REECE	MG J4	6	1:18.19	4	14.46	62.08
24	87		Tim WADSWORTH	Lagonda 2 Ltr L/C Tourer	6	1:18.60	5	14.87	61.76
25	97		Dennis JOHNSON	Frazer Nash Colmore	6	1:19.07	4	15.34	61.39
26	123		Andy KING	MG PB Cream Cracker	6	1:20.80	6	17.07	60.08
27	99		Andy CAWLEY	Frazer Nash Super Sports	5	1:26.56	3	22.83	56.08
28	71		Anne BOURSOT	MG PA 2Str	5	1:28.61	5	24.88	54.78
29	102		Andrew HARRINGTON	MG J2	5	1:36.55	4	32.82	50.28

Not-Seen

19	John BRIGGS	Aston Martin Ulster
84	Gordon MIDDLETON	Riley Sprite

Start Time : 09:38

Mallory Park

12 Aug 17 09:50

Clerk of Course:

Time Issued:

Chief Timekeeper:

THESE RESULTS ARE PROVISIONAL UNTIL THE CONCLUSION OF ANY JUDICIAL AND TECHNICAL MATTERS

Timing by HS Sports Ltd - Results and Lap Times at www.theresultslive.co.uk/vintage-sports-car-club

STANDARD & MODIFIED PRE-WAR SPORTS CARS

LAP TIMES - PRACTICE SESSION 1

5	Sue DARBYSHIRE										
	Lap	1	2	3	4	5	6	7	8	9	10
	1	1:06.17	1:09.68	1:06.00	1:07.36	1:10.10	1:09.24	1:05.76	1:08.16		
16	Mac HULBERT										
	Lap	1	2	3	4	5	6	7	8	9	10
	1	1:16.01	1:15.29	1:14.02	1:14.59	1:14.69	1:13.07	1:12.85			
22	Tim KNELLER										
	Lap	1	2	3	4	5	6	7	8	9	10
	1	1:05.83	1:09.70	1:03.73	1:05.97	1:09.20	1:14.03	1:06.66	1:09.88		
29	Mark BRETT										
	Lap	1	2	3	4	5	6	7	8	9	10
	1	1:12.35	1:07.65	1:06.88	1:06.41	1:05.54	1:04.65	1:13.43	1:12.68		
31	Trevor SWETE										
	Lap	1	2	3	4	5	6	7	8	9	10
	1	1:12.92	1:10.24	1:11.77	1:14.23	1:11.78	1:08.66	1:10.16			
33	John GUYATT										
	Lap	1	2	3	4	5	6	7	8	9	10
	1	1:15.00	1:13.45	1:11.77	1:14.63	1:15.07	1:14.25	1:12.33			
38	Simon BLAKENEY-EDWARDS										
	Lap	1	2	3	4	5	6	7	8	9	10
	1	1:14.02	1:09.60								
41	Clive TEMPLE										
	Lap	1	2	3	4	5	6	7	8	9	10
	1	1:14.56	1:14.90	1:20.64	1:16.10	1:15.83	1:14.93	1:14.76			
42	Hamish MONRO										
	Lap	1	2	3	4	5	6	7	8	9	10
	1	1:11.14	1:11.23	1:12.44	1:09.72	1:10.83	1:08.81	1:11.28			
48	John REEVE										
	Lap	1	2	3	4	5	6	7	8	9	10
	1	1:19.26	1:17.11	1:17.44	1:18.25	1:13.87	1:17.14	1:18.64			
49	Ian STANDING										
	Lap	1	2	3	4	5	6	7	8	9	10
	1	1:17.89	1:13.44	1:18.65	1:17.12	1:20.00	1:13.90	1:14.79			
51	Barry FOSTER										
	Lap	1	2	3	4	5	6	7	8	9	10
	1	1:18.49	1:14.71	1:14.95	1:13.16	1:15.69	1:13.86				
52	Anthony FENWICK-WILSON										
	Lap	1	2	3	4	5	6	7	8	9	10
	1	1:12.83	1:19.42	1:17.23	1:14.86	1:15.02	1:15.09	1:17.38			

56	Duncan POTTER										
	Lap	1	2	3	4	5	6	7	8	9	10
	1	1:15.52	1:15.05	1:14.66	1:15.22	1:15.49	1:13.85	1:15.76			
57	Fred BOOTHBY										
	Lap	1	2	3	4	5	6	7	8	9	10
	1	1:13.71	1:13.28	1:12.52	1:14.53	1:12.84	1:12.43	1:13.36			
61	Robert MOORE										
	Lap	1	2	3	4	5	6	7	8	9	10
	1	1:14.40	1:08.40	1:08.88	1:12.63	1:12.90	1:11.22	1:11.12			
62	Simon EDWARDS										
	Lap	1	2	3	4	5	6	7	8	9	10
	1	1:11.68	1:11.11	1:11.55	1:10.61	1:10.82	1:13.55	1:10.96			
65	Norman PEMBERTON										
	Lap	1	2	3	4	5	6	7	8	9	10
	1	1:15.31	1:18.43	1:23.50	1:21.41	1:20.34	1:18.55	1:19.90			
70	Andrew BAKER										
	Lap	1	2	3	4	5	6	7	8	9	10
	1	1:14.68	1:13.23	1:20.47	1:12.55	1:13.70	1:14.39	1:14.34			
71	Anne BOURSOT										
	Lap	1	2	3	4	5	6	7	8	9	10
	1	1:32.27	1:36.29	1:32.17	1:31.05	1:28.61					
73	Simon JACKSON										
	Lap	1	2	3	4	5	6	7	8	9	10
	1	1:21.20	1:18.31	1:18.64	1:19.80	1:16.88	1:16.81	1:17.06			
87	Tim WADSWORTH										
	Lap	1	2	3	4	5	6	7	8	9	10
	1	1:22.09	1:20.75	1:19.43	1:19.88	1:18.60	1:20.64				
97	Dennis JOHNSON										
	Lap	1	2	3	4	5	6	7	8	9	10
	1	1:20.35	1:20.23	1:21.59	1:19.07	1:24.75	1:20.82				
99	Andy CAWLEY										
	Lap	1	2	3	4	5	6	7	8	9	10
	1	1:30.83	1:27.03	1:26.56	1:28.83	1:33.62					
102	Andrew HARRINGTON										
	Lap	1	2	3	4	5	6	7	8	9	10
	1	1:37.87	1:40.32	1:38.26	1:36.55	1:38.37					
112	David OZANNE										
	Lap	1	2	3	4	5	6	7	8	9	10
	1	1:14.53	1:14.16	1:11.13	1:15.35	1:12.98	1:14.75	1:10.68			
123	Andy KING										
	Lap	1	2	3	4	5	6	7	8	9	10
	1	1:31.34	1:26.39	1:28.18	1:21.96	1:21.26	1:20.80				

141 Mark REECE

Lap	1	2	3	4	5	6	7	8	9	10
1	1:23.95	1:21.78	1:19.34	1:18.19	1:18.62	1:18.24				

195 David JOHNSON

Lap	1	2	3	4	5	6	7	8	9	10
1	1:13.10	1:13.21	1:15.02	1:17.03	1:12.44	1:10.86	1:13.32			



The Vintage Sports-Car Club

VINTAGE RACING CARS

PROVISIONAL RESULT - PRACTICE SESSION 2

PI	No	CI	Name	Car	Laps	Time on Lap	Behind	MPH	
1	198		Charles GILLET	Frazer Nash Super Sports	8	58.69	8	82.71	
2	126		Patrick BLAKENEY-EDWARDS	Frazer Nash Super Sports	8	1:00.18	7	01.49	80.66
3	3		Tony LEES	AC/GN Cognac	6	1:02.72	3	04.03	77.40
4	23		Mike PAINTER	MG Kayne	7	1:03.08	6	04.39	76.95
5	25		Tom WATERFIELD	GN Special	8	1:03.39	4	04.70	76.58
6	111		Tony SEBER	Wolseley Hornet Special	8	1:04.13	7	05.44	75.69
7	6		Dougal CAWLEY	GN/Ford Piglet	4	1:04.32	3	05.63	75.47
8	125		Hughie WALKER	Frazer Nash Martyr Spl	3	1:05.15	2	06.46	74.51
9	26		Bruce STOPS	Bugatti T35/44	8	1:05.15	4	06.46	74.51
10	91		Nick HAYWARD-COOK	Austin 7 Monoposto	7	1:05.77	4	07.08	73.81
11	63		John SKEAVINGTON	Austin Ulster Replica	7	1:08.24	7	09.55	71.13
12	69		Angus FROST	Austin/MG LA Special	7	1:08.25	3	09.56	71.12
13	74		Iain STEWART	Morgan Super Aero	6	1:08.70	2	10.01	70.66
14	194		James RICKETTS	Riley 9 Monoposto	7	1:11.69	7	13.00	67.71
15	50		Graham PADDICK	McDowell Ford Track Rac	7	1:13.48	6	14.79	66.06
16	18		Chris HUDSON	Bugatti T35B	1	1:15.62	1	16.93	64.19
17	83		Malcolm HILLS	Austin 7 Single Seat Race	6	1:16.83	6	18.14	63.18
18	67		David ASPLIN	Austin 7 Ulster Replica	6	1:18.57	3	19.88	61.78
19	81		Robert MOORE	Austin 7	6	1:19.47	5	20.78	61.08
20	196		George PARKINSON	Austin AD Tourer	5	1:22.03	5	23.34	59.18
21	92		Richard ILIFFE	Riley TT Sprite Replica	3	1:25.25	2	26.56	56.94
22	79		India WALKER	Austin 7 Special	5	1:28.30	1	29.61	54.97

Not-Seen

37	Bo WILLIAMS	Bugatti T35B
82	Max FRASER	Austin Seven

Start Time : 09:53

Mallory Park

12 Aug 17 10:05

Clerk of Course:

Time Issued:

Chief Timekeeper:

THESE RESULTS ARE PROVISIONAL UNTIL THE CONCLUSION OF ANY JUDICIAL AND TECHNICAL MATTERS

Timing by HS Sports Ltd - Results and Lap Times at www.theresultslive.co.uk/vintage-sports-car-club

VINTAGE RACING CARS

LAP TIMES - PRACTICE SESSION 2

3	Tony LEES										
	Lap	1	2	3	4	5	6	7	8	9	10
	1	1:04.64	1:03.10	1:02.72	1:02.89	1:03.53	1:03.96				
6	Dougal CAWLEY										
	Lap	1	2	3	4	5	6	7	8	9	10
	1	1:04.67	1:05.76	1:04.32	1:10.47						
18	Chris HUDSON										
	Lap	1	2	3	4	5	6	7	8	9	10
	1	1:15.62									
23	Mike PAINTER										
	Lap	1	2	3	4	5	6	7	8	9	10
	1	1:11.26	1:05.40	1:10.11	1:04.18	1:04.47	1:03.08	1:04.81			
25	Tom WATERFIELD										
	Lap	1	2	3	4	5	6	7	8	9	10
	1	1:05.27	1:04.29	1:05.03	1:03.39	1:06.67	1:07.09	1:03.76	1:03.68		
26	Bruce STOPS										
	Lap	1	2	3	4	5	6	7	8	9	10
	1	1:06.39	1:06.35	1:06.37	1:05.15	1:08.15	1:05.64	1:05.66	1:06.15		
50	Graham PADDICK										
	Lap	1	2	3	4	5	6	7	8	9	10
	1	1:14.35	1:13.50	1:14.67	1:13.64	1:16.33	1:13.48	1:13.80			
63	John SKEAVINGTON										
	Lap	1	2	3	4	5	6	7	8	9	10
	1	1:13.12	1:10.56	1:13.81	1:15.62	1:11.89	1:09.00	1:08.24			
67	David ASPLIN										
	Lap	1	2	3	4	5	6	7	8	9	10
	1	1:21.87	1:19.53	1:18.57	1:21.08	1:22.43	1:19.40				
69	Angus FROST										
	Lap	1	2	3	4	5	6	7	8	9	10
	1	1:12.93	1:10.04	1:08.25	1:13.96	1:11.73	1:11.86	1:15.48			
74	Iain STEWART										
	Lap	1	2	3	4	5	6	7	8	9	10
	1	1:22.08	1:08.70	1:14.06	1:17.87	1:19.04	1:20.97				
79	India WALKER										
	Lap	1	2	3	4	5	6	7	8	9	10
	1	1:28.30	1:29.86	1:28.53	1:32.90	1:28.65					
81	Robert MOORE										
	Lap	1	2	3	4	5	6	7	8	9	10
	1	1:22.37	1:24.03	1:20.68	1:19.69	1:19.47	1:21.14				

83	Malcolm HILLS									
Lap	1	2	3	4	5	6	7	8	9	10
1	1:19.10	1:19.36	1:17.31	1:18.21	1:18.21	1:16.83				
91	Nick HAYWARD-COOK									
Lap	1	2	3	4	5	6	7	8	9	10
1	1:14.31	1:09.14	1:12.27	1:05.77	1:09.62	1:11.00	1:08.47			
92	Richard ILIFFE									
Lap	1	2	3	4	5	6	7	8	9	10
1	1:55.11	1:25.25	1:27.24							
111	Tony SEBER									
Lap	1	2	3	4	5	6	7	8	9	10
1	1:05.13	1:04.35	1:05.16	1:04.82	1:04.32	1:06.11	1:04.13	1:05.08		
125	Hughie WALKER									
Lap	1	2	3	4	5	6	7	8	9	10
1	1:17.79	1:05.15	1:12.98							
126	Patrick BLAKENEY-EDWARDS									
Lap	1	2	3	4	5	6	7	8	9	10
1	1:05.79	1:01.92	1:01.66	1:05.25	1:02.54	1:03.00	1:00.18	1:05.57		
194	James RICKETTS									
Lap	1	2	3	4	5	6	7	8	9	10
1	1:14.11	1:12.09	1:15.15	1:13.79	1:12.97	1:12.15	1:11.69			
196	George PARKINSON									
Lap	1	2	3	4	5	6	7	8	9	10
1	1:22.32	1:28.56	1:27.04	1:27.39	1:22.03					
198	Charles GILLETT									
Lap	1	2	3	4	5	6	7	8	9	10
1	1:00.18	1:00.93	1:03.48	1:01.12	59.38	1:01.54	1:00.87	58.69		



The Vintage Sports-Car Club

EDWARDIAN CARS

PROVISIONAL RESULT - PRACTICE SESSION 3

PI	No	CI Name	Car	Laps	Time on Lap	Behind	MPH
1	36	Mark WALKER	GN Thunderbug	7	1:07.28	4	72.15
2	45	Richard SCALDWELL	De Dietrich 130 HP Cours	6	1:11.92	6 04.64	67.49
3	72	Matt SHEPHERD	Austin 7	7	1:14.55	3 07.27	65.11
4	60	Ben COLLINGS	Mercedes 60HP	5	1:15.40	2 08.12	64.38
5	86	Hugh MACKINTOSH	Hudson Super Six Racer	7	1:16.86	5 09.58	63.16
6	114	Andrew HOWE-DAVIES	Scat Racer	6	1:18.44	6 11.16	61.88
7	85	Leslie MURRAY	De Dion Bouton/Curtis Ox	6	1:19.74	6 12.46	60.88
8	93	Jack BOND	Vauxhall A/D Type	6	1:23.01	3 15.73	58.48
9	121	Peter WILSON	Brasier Voiture De Course	6	1:23.91	3 16.63	57.85
10	115	John POLSON	Talbot 12 HP	6	1:24.42	2 17.14	57.50
11	118	David BIGGINS	Daimler Mercedes Rennw	6	1:24.74	3 17.46	57.28
12	117	Rob HUBBARD	Sunbeam 16/20	6	1:26.49	2 19.21	56.12
13	116	Nicholas HILDYARD	Theophile Schneider Aero	6	1:27.48	3 20.20	55.49
14	103	Luke ROBERTS	Bianchi 28/40	6	1:28.67	6 21.39	54.75
15	104	Ron BIRKETT	Dodge Hornsted	6	1:32.00	2 24.72	52.76
16	100	Tom WALKER	Hispano Suiza Alfonso 2S	5	1:37.26	4 29.98	49.91
17	105	Roger TWELVETREES	Wolseley 16/20	5	1:37.45	4 30.17	49.81
18	7	John BRYDON	CGV Sports	2	1:46.98	2 39.70	45.38
Not-Seen							
	122	Marcus BLACK	Sunbeam Coupe De L'Auto				
	55	Mark WALKER	Monarch Special				
	88	Duncan PITTAWAY	Fiat S76				

Car 7 - Please fit working transponder

Start Time : 10:06

Mallory Park

12 Aug 17 10:20

Clerk of Course:

Time Issued:

Chief Timekeeper:

THESE RESULTS ARE PROVISIONAL UNTIL THE CONCLUSION OF ANY JUDICIAL AND TECHNICAL MATTERS

Timing by HS Sports Ltd - Results and Lap Times at www.theresultslive.co.uk/vintage-sports-car-club

EDWARDIAN CARS

LAP TIMES - PRACTICE SESSION 3

7	John BRYDON										
Lap	1	2	3	4	5	6	7	8	9	10	
1	1:50.44	1:46.98									
36	Mark WALKER										
Lap	1	2	3	4	5	6	7	8	9	10	
1	1:14.17	1:10.10	1:10.01	1:07.28	1:14.05	1:09.33	1:08.44				
45	Richard SCALDWELL										
Lap	1	2	3	4	5	6	7	8	9	10	
1	1:15.49	1:13.79	1:14.19	1:15.97	1:15.84	1:11.92					
60	Ben COLLINGS										
Lap	1	2	3	4	5	6	7	8	9	10	
1	1:17.13	1:15.40	1:18.71	1:16.26	1:16.45						
72	Matt SHEPHERD										
Lap	1	2	3	4	5	6	7	8	9	10	
1	1:18.91	1:22.88	1:14.55	1:15.86	1:17.94	1:18.01	1:17.34				
85	Leslie MURRAY										
Lap	1	2	3	4	5	6	7	8	9	10	
1	1:26.65	1:23.26	1:22.46	1:22.21	1:20.70	1:19.74					
86	Hugh MACKINTOSH										
Lap	1	2	3	4	5	6	7	8	9	10	
1	1:25.88	1:18.36	1:19.55	1:17.60	1:16.86	1:20.57	1:21.72				
93	Jack BOND										
Lap	1	2	3	4	5	6	7	8	9	10	
1	1:28.96	1:26.13	1:23.01	1:27.81	1:26.54	1:24.62					
100	Tom WALKER										
Lap	1	2	3	4	5	6	7	8	9	10	
1	1:42.05	1:40.95	1:38.95	1:37.26	1:39.28						
103	Luke ROBERTS										
Lap	1	2	3	4	5	6	7	8	9	10	
1	1:33.58	1:32.19	1:30.42	1:32.53	1:35.77	1:28.67					
104	Ron BIRKETT										
Lap	1	2	3	4	5	6	7	8	9	10	
1	1:34.65	1:32.00	1:34.23	1:34.13	1:32.88	1:35.96					
105	Roger TWELVETREES										
Lap	1	2	3	4	5	6	7	8	9	10	
1	1:39.20	1:41.18	1:38.89	1:37.45	1:38.82						
114	Andrew HOWE-DAVIES										
Lap	1	2	3	4	5	6	7	8	9	10	
1	1:22.73	1:22.87	1:20.52	1:19.46	1:19.53	1:18.44					

115 John POLSON

Lap	1	2	3	4	5	6	7	8	9	10
1	1:26.04	1:24.42	1:24.50	1:24.62	1:24.52	1:24.59				

116 Nicholas HILDYARD

Lap	1	2	3	4	5	6	7	8	9	10
1	1:31.49	1:35.95	1:27.48	1:28.55	1:29.80	1:30.14				

117 Rob HUBBARD

Lap	1	2	3	4	5	6	7	8	9	10
1	1:33.11	1:26.49	1:27.83	1:27.44	1:29.80	1:28.47				

118 David BIGGINS

Lap	1	2	3	4	5	6	7	8	9	10
1	1:26.75	1:25.12	1:24.74	1:25.19	1:26.97	1:26.48				

121 Peter WILSON

Lap	1	2	3	4	5	6	7	8	9	10
1	1:32.89	1:25.00	1:23.91	1:27.46	1:27.87	1:31.16				



The Vintage Sports-Car Club

PRE-1961 RACING CARS

PROVISIONAL RESULT - PRACTICE SESSION 4

PI	No	CI	Name	Car	Laps	Time on Lap	Behind	MPH	
1	4		Steve RUSSELL	Cooper Bristol Mkii	8	57.05	7	85.09	
2	1		Duncan RICKETTS	Alta 2 Litre	8	57.22	6	00.17	84.83
3	119		Anthony SMITH	Elva 100	8	58.59	5	01.54	82.85
4	17		Matt RICKETTS	Cooper Type 41	8	59.18	4	02.13	82.03
5	47		Hamish BIBBY	Morgan Racing	6	59.41	5	02.36	81.71
6	20		Julian WILTON	Cooper Bristol	8	59.57	2	02.52	81.49
7	134		Bill TUER	Morgan Racing	6	59.76	5	02.71	81.23
8	34		Julian GRIMWADE	Frazer Nash Single Seat	8	59.90	5	02.85	81.04
9	127		Charlie MARTIN	Connaught A Type	8	1:00.18	3	03.13	80.66
10	15		Simon FROST	Alta Norris Special	3	1:00.55	3	03.50	80.17
11	8		Tom WALKER	Amilcar Hispano Special	7	1:01.76	3	04.71	78.60
12	120		Christian PEDERSEN	Austin 7 Special	7	1:02.51	4	05.46	77.66
13	27		Harry PAINTER	MG PA 2Str	7	1:02.73	4	05.68	77.38
14	9		Stephen SHOOSMITH	Bugatti T51	7	1:03.65	3	06.60	76.26
15	191		James RICKETTS	Austin 7 Monoposto	7	1:04.79	4	07.74	74.92
16	40		Robert MIDDLETON	Aston Martin Speed 'Red	7	1:06.52	4	09.47	72.97
17	94		Nick HAYWARD-COOK	Riley 9 Monoposto	6	1:07.59	5	10.54	71.82
18	64		Paul WESTON	Frazer Nash TT Replica	7	1:10.01	3	12.96	69.34
19	43		Rupert MANN	Riley Special	6	1:12.38	4	15.33	67.07
20	59		Douglas MARTIN	Hillegass Sprint Car	6	1:12.46	5	15.41	66.99
21	89		Alan HARPLEY	Avon/Alvis Special	6	1:21.05	6	24.00	59.89
22	96		Philip PARKINSON	Austin AD Tourer	5	1:24.18	2	27.13	57.67

Not-Seen

14 Tim GREENHILL Wolseley Hornet Special

Start Time : 10:27

Mallory Park

12 Aug 17 10:38

Clerk of Course:

Time Issued:

Chief Timekeeper:

THESE RESULTS ARE PROVISIONAL UNTIL THE CONCLUSION OF ANY JUDICIAL AND TECHNICAL MATTERS

Timing by HS Sports Ltd - Results and Lap Times at www.theresultslive.co.uk/vintage-sports-car-club

PRE-1961 RACING CARS

LAP TIMES - PRACTICE SESSION 4

1	Duncan RICKETTS									
Lap	1	2	3	4	5	6	7	8	9	10
1	1:01.86	59.58	57.24	57.32	59.84	57.22	58.65	1:03.38		
4	Steve RUSSELL									
Lap	1	2	3	4	5	6	7	8	9	10
1	59.31	58.65	1:00.30	57.92	58.15	58.06	57.05	1:02.73		
8	Tom WALKER									
Lap	1	2	3	4	5	6	7	8	9	10
1	1:04.61	1:04.75	1:01.76	1:01.83	1:03.26	1:07.31	1:18.12			
9	Stephen SHOOSMITH									
Lap	1	2	3	4	5	6	7	8	9	10
1	1:06.26	1:03.79	1:03.65	1:05.05	1:07.03	1:05.17	1:09.64			
15	Simon FROST									
Lap	1	2	3	4	5	6	7	8	9	10
1	1:06.46	1:04.02	1:00.55							
17	Matt RICKETTS									
Lap	1	2	3	4	5	6	7	8	9	10
1	1:08.58	1:01.20	1:00.26	59.18	1:02.26	1:00.36	59.18	1:04.10		
20	Julian WILTON									
Lap	1	2	3	4	5	6	7	8	9	10
1	1:02.37	59.57	1:02.44	1:00.49	1:00.51	59.97	1:04.52	1:04.26		
27	Harry PAINTER									
Lap	1	2	3	4	5	6	7	8	9	10
1	1:05.31	1:05.64	1:03.46	1:02.73	1:03.21	1:02.89	1:05.83			
34	Julian GRIMWADE									
Lap	1	2	3	4	5	6	7	8	9	10
1	1:00.58	1:03.30	1:02.19	1:07.78	59.90	1:02.31	1:01.85	1:04.16		
40	Robert MIDDLETON									
Lap	1	2	3	4	5	6	7	8	9	10
1	1:10.52	1:07.18	1:08.17	1:06.52	1:10.74	1:11.14	1:08.43			
43	Rupert MANN									
Lap	1	2	3	4	5	6	7	8	9	10
1	1:22.75	1:19.35	1:15.86	1:12.38	1:12.87	1:14.70				
47	Hamish BIBBY									
Lap	1	2	3	4	5	6	7	8	9	10
1	1:01.67	1:02.38	1:01.15	1:00.13	59.41	1:00.31				
59	Douglas MARTIN									
Lap	1	2	3	4	5	6	7	8	9	10
1	1:13.45	1:13.70	1:13.18	1:12.48	1:12.46	1:13.50				

64	Paul WESTON									
Lap	1	2	3	4	5	6	7	8	9	10
1	1:13.79	1:13.43	1:10.01	1:12.14	1:10.79	1:10.82	1:16.95			
89	Alan HARPLEY									
Lap	1	2	3	4	5	6	7	8	9	10
1	1:24.68	1:22.65	1:23.09	1:28.40	1:21.34	1:21.05				
94	Nick HAYWARD-COOK									
Lap	1	2	3	4	5	6	7	8	9	10
1	1:12.91	1:08.55	1:11.70	1:08.35	1:07.59	1:08.80				
96	Philip PARKINSON									
Lap	1	2	3	4	5	6	7	8	9	10
1	1:25.44	1:24.18	1:25.55	1:25.70	1:26.96					
119	Anthony SMITH									
Lap	1	2	3	4	5	6	7	8	9	10
1	1:00.27	59.17	1:05.49	1:05.29	58.59	1:00.44	1:02.48	1:02.63		
120	Christian PEDERSEN									
Lap	1	2	3	4	5	6	7	8	9	10
1	1:09.50	1:03.57	1:04.99	1:02.51	1:05.25	1:09.04	1:12.52			
127	Charlie MARTIN									
Lap	1	2	3	4	5	6	7	8	9	10
1	1:03.69	1:01.97	1:00.18	1:02.02	1:02.73	1:00.93	1:01.28	1:01.74		
134	Bill TUER									
Lap	1	2	3	4	5	6	7	8	9	10
1	1:01.39	1:02.69	1:00.58	1:00.70	59.76	59.98				
191	James RICKETTS									
Lap	1	2	3	4	5	6	7	8	9	10
1	1:09.78	1:06.56	1:05.79	1:04.79	1:09.05	1:05.71	1:06.35			



The Vintage Sports-Car Club

SPECIAL PRE-WAR SPORTS CARS

PROVISIONAL RESULT - PRACTICE SESSION 5

PI	No	CI Name	Car	Laps	Time on Lap	Behind	MPH
1	98	Edward WILLIAMS	Frazer Nash Super Sports	8	1:01.34	3	79.14
2	30	Michael JAMES	Riley 12/4 TT Sprite Rep	7	1:02.32	4 00.98	77.89
3	11	Rodney SEBER	Wolseley Hornet Special	7	1:02.97	7 01.63	77.09
4	32	Richard ILIFFE	Riley Elf	3	1:03.03	1 01.69	77.01
5	28	David LEWIS	Alvis Firebird/Speed 25	7	1:05.36	5 04.02	74.27
6	24	Tim RIDES	Riley The Jones Riley	7	1:07.06	4 05.72	72.39
7	21	Jo BLAKENEY-EDWARDS	Frazer Nash Super Sports	7	1:07.29	5 05.95	72.14
8	54	James WHITMORE	Riley 12/4 Special	7	1:07.94	7 06.60	71.45
9	35	Ross KEELING	Delahaye 135Ms	6	1:09.07	5 07.73	70.28
10	39	Jeffrey EDWARDS	Alvis Sports Special	6	1:09.67	5 08.33	69.67
11	44	Alexander HEWITSON	Riley 12/4 Special	6	1:10.39	6 09.05	68.96
12	197	David JOHNSON	Frazer Nash Colmore	7	1:10.73	6 09.39	68.63
13	58	Michael NEW	Riley 12/4	7	1:12.02	7 10.68	67.40
14	68	Andrew CROYSDILL	Riley 12/4	7	1:13.63	4 12.29	65.93
15	78	Nicholas MORLEY	Lagonda LG45 Open 2 Se	6	1:14.60	6 13.26	65.07
16	53	Geoff TOMS	Fiat 508S	6	1:16.92	4 15.58	63.11
17	75	Leonard LORD	Riley Falcon	6	1:19.10	6 17.76	61.37
18	80	Terry McGRATH	Amilcar CGSs	6	1:19.25	5 17.91	61.25
19	76	Christopher EDMONDSON	MG C Type	6	1:20.65	5 19.31	60.19
20	95	Dennis JOHNSON	Frazer Nash Super Sports	6	1:21.62	3 20.28	59.47
21	193	Rebecca SMITH	Vauxhall A/D Type	5	1:25.04	2 23.70	57.08
22	90	Brian WALTON	Riley Sports	5	1:43.20	4 41.86	47.04

Not-Seen

192 Stephen RIDDINGTON Riley TT Sprite Replica

Start Time : 10:41

Mallory Park

12 Aug 17 11:19

Clerk of Course:

Time Issued:

Chief Timekeeper:

THESE RESULTS ARE PROVISIONAL UNTIL THE CONCLUSION OF ANY JUDICIAL AND TECHNICAL MATTERS

Timing by HS Sports Ltd - Results and Lap Times at www.theresultslive.co.uk/vintage-sports-car-club

SPECIAL PRE-WAR SPORTS CARS

LAP TIMES - PRACTICE SESSION 5

11	Rodney SEBER										
	Lap	1	2	3	4	5	6	7	8	9	10
	1	1:05.89	1:06.87	1:09.52	1:04.73	1:03.32	1:03.36	1:02.97			
21	Jo BLAKENEY-EDWARDS										
	Lap	1	2	3	4	5	6	7	8	9	10
	1	1:09.88	1:08.78	1:09.98	1:08.11	1:07.29	1:13.64	1:08.81			
24	Tim RIDES										
	Lap	1	2	3	4	5	6	7	8	9	10
	1	1:11.86	1:10.10	1:08.26	1:07.06	1:09.93	1:09.30	1:10.13			
28	David LEWIS										
	Lap	1	2	3	4	5	6	7	8	9	10
	1	1:08.34	1:06.74	1:09.63	1:07.45	1:05.36	1:05.78	1:07.82			
30	Michael JAMES										
	Lap	1	2	3	4	5	6	7	8	9	10
	1	1:03.14	1:03.91	1:03.13	1:02.32	1:04.74	1:04.68	1:10.12			
32	Richard ILIFFE										
	Lap	1	2	3	4	5	6	7	8	9	10
	1	1:03.03	1:03.57	1:04.72							
35	Ross KEELING										
	Lap	1	2	3	4	5	6	7	8	9	10
	1	1:15.81	1:12.25	1:13.55	1:14.98	1:09.07	1:18.82				
39	Jeffrey EDWARDS										
	Lap	1	2	3	4	5	6	7	8	9	10
	1	1:16.79	1:12.51	1:10.66	1:11.56	1:09.67	1:10.43				
44	Alexander HEWITSON										
	Lap	1	2	3	4	5	6	7	8	9	10
	1	1:14.02	1:14.91	1:10.93	1:14.05	1:14.55	1:10.39				
53	Geoff TOMS										
	Lap	1	2	3	4	5	6	7	8	9	10
	1	1:18.88	1:18.64	1:20.61	1:16.92	1:25.35	1:18.42				
54	James WHITMORE										
	Lap	1	2	3	4	5	6	7	8	9	10
	1	1:09.99	1:09.14	1:11.62	1:10.07	1:09.08	1:09.20	1:07.94			
58	Michael NEW										
	Lap	1	2	3	4	5	6	7	8	9	10
	1	1:16.48	1:15.52	1:13.33	1:15.33	1:12.70	1:14.05	1:12.02			
68	Andrew CROYSBILL										
	Lap	1	2	3	4	5	6	7	8	9	10
	1	1:16.75	1:14.99	1:14.05	1:13.63	1:14.82	1:15.53	1:16.02			

75	Leonard LORD									
Lap	1	2	3	4	5	6	7	8	9	10
1	1:29.10	1:23.42	1:21.20	1:19.48	1:20.19	1:19.10				
76	Christopher EDMONDSON									
Lap	1	2	3	4	5	6	7	8	9	10
1	1:24.98	1:23.59	1:21.10	1:22.03	1:20.65	1:22.96				
78	Nicholas MORLEY									
Lap	1	2	3	4	5	6	7	8	9	10
1	1:15.93	1:16.36	1:15.77	1:16.18	1:16.64	1:14.60				
80	Terry McGRATH									
Lap	1	2	3	4	5	6	7	8	9	10
1	1:21.40	1:19.27	1:20.75	1:20.21	1:19.25	1:22.44				
90	Brian WALTON									
Lap	1	2	3	4	5	6	7	8	9	10
1	1:48.78	1:45.17	1:46.48	1:43.20	1:45.71					
95	Dennis JOHNSON									
Lap	1	2	3	4	5	6	7	8	9	10
1	1:22.55	1:22.37	1:21.62	1:24.48	1:25.43	1:22.28				
98	Edward WILLIAMS									
Lap	1	2	3	4	5	6	7	8	9	10
1	1:02.56	1:02.64	1:01.34	1:03.49	1:01.90	1:02.55	1:04.24	1:03.68		
193	Rebecca SMITH									
Lap	1	2	3	4	5	6	7	8	9	10
1	1:30.39	1:25.04	1:26.05	1:25.86	1:26.49					
197	David JOHNSON									
Lap	1	2	3	4	5	6	7	8	9	10
1	1:12.71	1:12.45	1:12.86	1:11.84	1:12.66	1:10.73	1:11.40			



The Vintage Sports-Car Club

FJHRA/HSCC SILVERLINE HISTORIC FORMULA JUNIOR

PROVISIONAL RESULT - PRACTICE SESSION 6

PI	No	CI Name	Car	Laps	Time on Lap	Behind	MPH
1	9	Peter DE LA ROCHE	Lola Mk 2	13	55.34	9	87.72
2	29	William GRIMSHAW	Moorland KMI	10	56.07	7 00.73	86.57
3	38	Mike FOWLER	Gemini Mk II	9	57.43	9 02.09	84.52
4	15	Ian PHILLIPS	BMC Mk 1	9	57.52	6 02.18	84.39
5	119	Anthony SMITH	Elva 100	9	57.79	4 02.45	84.00
6	22	Robin LACKFORD	Elva 100	13	58.58	9 03.24	82.87
7	90	Mark HAYNES	Nota FJ	12	1:00.00	10 04.66	80.90
8	13	John ARNOLD	Elva 100	4	1:02.40	3 07.06	77.79
9	31	Hans CIERS	Mallock Mk 3	11	1:03.08	4 07.74	76.95
10	66	Tony PEARSON	Bandini FJ	9	1:03.30	5 07.96	76.69
11	4	Graham BARRON	Gemini MK II	1	1:11.57	1 16.23	67.83
<u>Not-Seen</u>							
	19	Colin McKAY	Gemini Mk II				

Start Time : 10:54

Mallory Park

12 Aug 17 11:16

Clerk of Course:

Time Issued:

Chief Timekeeper:

THESE RESULTS ARE PROVISIONAL UNTIL THE CONCLUSION OF ANY JUDICIAL AND TECHNICAL MATTERS

Timing by HS Sports Ltd - Results and Lap Times at www.theresultslive.co.uk/vintage-sports-car-club

FJHRA/HSCC SILVERLINE HISTORIC FORMULA JUNIOR

LAP TIMES - PRACTICE SESSION 6

4	Graham BARRON									
Lap	1	2	3	4	5	6	7	8	9	10
1	1:11.57									
9	Peter DE LA ROCHE									
Lap	1	2	3	4	5	6	7	8	9	10
1	1:00.05	57.84	57.62	56.36	56.06	55.49	55.60	55.96	55.34	55.43
11	55.96	58.84	57.37							
13	John ARNOLD									
Lap	1	2	3	4	5	6	7	8	9	10
1	1:03.73	1:02.96	1:02.40	1:02.85						
15	Ian PHILLIPS									
Lap	1	2	3	4	5	6	7	8	9	10
1	1:01.76	59.78	59.60	58.99	58.41	57.52	58.40	59.99	59.39	
22	Robin LACKFORD									
Lap	1	2	3	4	5	6	7	8	9	10
1	1:03.34	1:00.28	58.90	59.60	59.51	1:00.12	59.44	58.95	58.58	59.72
11	59.76	59.37	58.59							
29	William GRIMSHAW									
Lap	1	2	3	4	5	6	7	8	9	10
1	1:02.90	58.15	59.26	57.85	1:02.14	56.82	56.07	1:07.85	1:10.29	1:02.69
31	Hans CIERS									
Lap	1	2	3	4	5	6	7	8	9	10
1	1:09.96	1:06.31	1:04.56	1:03.08	1:03.96	1:05.46	1:09.27	1:06.80	1:05.80	1:13.24
11	1:06.14									
38	Mike FOWLER									
Lap	1	2	3	4	5	6	7	8	9	10
1	59.50	58.61	57.50	57.79	59.97	57.51	58.27	1:01.48	57.43	
66	Tony PEARSON									
Lap	1	2	3	4	5	6	7	8	9	10
1	1:08.09	1:05.74	1:04.23	1:03.73	1:03.30	1:03.95	1:03.82	1:04.98	1:12.98	
90	Mark HAYNES									
Lap	1	2	3	4	5	6	7	8	9	10
1	1:05.10	1:02.23	1:01.48	1:02.83	1:02.60	1:01.40	1:01.76	1:01.14	1:00.74	1:00.00
11	1:02.28	1:01.03								
119	Anthony SMITH									
Lap	1	2	3	4	5	6	7	8	9	10
1	1:00.57	58.93	1:00.29	57.79	57.83	57.82	59.31	59.20	1:00.69	



The Vintage Sports-Car Club

FORMULA 3 (500) CARS

PROVISIONAL RESULT - PRACTICE SESSION 7

PI	No	CI Name	Car	Laps	Time on Lap	Behind	MPH
1	59	Xavier KINGSLAND	Staride MK3	11	1:00.57	7	80.14
2	16	Stuart WRIGHT	Cooper MK11	7	1:00.58	7 00.01	80.13
3	31	Mike FOWLER	Cooper MK5	7	1:00.94	5 00.37	79.66
4	17	Richard DE LA ROCHE	Cooper MK5	10	1:00.99	2 00.42	79.59
5	6	Darrell WOODS	Cooper MK12	11	1:01.49	10 00.92	78.94
6	67	Gordon RUSSELL	Mackson F3 500	8	1:01.78	4 01.21	78.57
7	86	John TURNER	Cooper MK9	7	1:02.72	4 02.15	77.40
8	8	Roy HUNT	Martin	5	1:02.74	4 02.17	77.37
9	4	Roy WRIGHT	Flash Special	9	1:03.17	9 02.60	76.84
10	87	Andrew TURNER	Cooper MK6	10	1:03.33	4 02.76	76.65
11	7	Nigel CHALLIS	Cooper MK8	5	1:04.44	5 03.87	75.33
12	15	JB JONES	Cousy No 2	6	1:05.05	5 04.48	74.62
13	57	Andy RAYNOR	Cooper MK5	4	1:09.06	3 08.49	70.29
14	51	Alan CROFT	JP	6	1:11.91	3 11.34	67.50
15	36	Kerry HORAN	Trenberth Vincent Comet	5	1:12.02	3 11.45	67.40

Not-Seen

37 Martin SHEPPARD Effyh Bryfan Tyddyn special

Car 16 - Please check transponder - Intermittent signal

Start Time : 11:10

Mallory Park

12 Aug 17 11:29

Clerk of Course:

Time Issued:

Chief Timekeeper:

THESE RESULTS ARE PROVISIONAL UNTIL THE CONCLUSION OF ANY JUDICIAL AND TECHNICAL MATTERS

Timing by HS Sports Ltd - Results and Lap Times at www.theresultslive.co.uk/vintage-sports-car-club

FORMULA 3 (500) CARS

LAP TIMES - PRACTICE SESSION 7

4	Roy WRIGHT										
	Lap	1	2	3	4	5	6	7	8	9	10
	1	1:06.89	1:07.05	1:04.80	1:04.67	1:05.88	1:11.30	1:06.93	1:04.72	1:03.17	

6	Darrell WOODS										
	Lap	1	2	3	4	5	6	7	8	9	10
	1	1:04.19	1:02.94	1:03.04	1:04.66	1:02.18	1:02.50	1:03.30	1:02.61	1:01.69	1:01.49
	11	1:01.74									

7	Nigel CHALLIS										
	Lap	1	2	3	4	5	6	7	8	9	10
	1	1:07.56	1:05.72	1:05.55	1:05.22	1:04.44					

8	Roy HUNT										
	Lap	1	2	3	4	5	6	7	8	9	10
	1	1:06.70	1:03.83	1:03.21	1:02.74	1:02.87					

15	JB JONES										
	Lap	1	2	3	4	5	6	7	8	9	10
	1	1:15.05	1:10.51	1:06.00	1:05.79	1:05.05	1:11.38				

16	Stuart WRIGHT										
	Lap	1	2	3	4	5	6	7	8	9	10
	1	1:02.86	1:02.07	1:01.29	1:02.15	1:01.01	1:00.82	1:00.58			

17	Richard DE LA ROCHE										
	Lap	1	2	3	4	5	6	7	8	9	10
	1	1:02.10	1:00.99	1:01.01	1:01.11	1:01.64	1:02.03	1:01.29	1:01.45	1:03.47	1:03.16

31	Mike FOWLER										
	Lap	1	2	3	4	5	6	7	8	9	10
	1	1:02.86	1:01.29	1:01.10	1:01.71	1:00.94	1:01.53	1:01.47			

36	Kerry HORAN										
	Lap	1	2	3	4	5	6	7	8	9	10
	1	1:14.99	1:16.62	1:12.02	1:14.05	1:18.59					

51	Alan CROFT										
	Lap	1	2	3	4	5	6	7	8	9	10
	1	1:14.31	1:12.70	1:11.91	1:13.03	1:15.93	1:12.25				

57	Andy RAYNOR										
	Lap	1	2	3	4	5	6	7	8	9	10
	1	1:10.58	1:11.55	1:09.06	1:09.81						

59	Xavier KINGSLAND										
	Lap	1	2	3	4	5	6	7	8	9	10
	1	1:02.47	1:02.00	1:01.75	1:02.85	1:02.72	1:01.07	1:00.57	1:01.21	1:01.61	1:00.97
	11	1:03.37									

67	Gordon RUSSELL										
	Lap	1	2	3	4	5	6	7	8	9	10
	1	1:03.61	1:02.88	1:01.98	1:01.78	1:03.50	1:03.45	1:02.92	1:05.90		

86	John TURNER										
	Lap	1	2	3	4	5	6	7	8	9	10
	1	1:06.01	1:03.23	1:03.98	1:02.72	1:03.22	1:04.06	1:03.36			

87	Andrew TURNER										
	Lap	1	2	3	4	5	6	7	8	9	10
	1	1:05.08	1:03.97	1:03.36	1:03.33	1:03.45	1:04.53	1:08.76	1:05.06	1:03.55	1:04.22



The Vintage Sports-Car Club

MORGAN THREE WHEELERS

PROVISIONAL RESULT - PRACTICE SESSION 8

PI	No	CI Name	Car	Laps	Time on Lap	Behind	MPH
1	34	TUER/ TUER	1932 Jap 8/80	4	1:08.82	4	71.51
2	47	BIBBY/ WESTON	1933 8/80	4	1:08.99	3 00.17	71.34
3	30	REYNOLDS/ tbc	1933 Super Sports Jap	7	1:10.88	3 02.06	69.44
4	40	SMITH/ PERRY	2013 S&S M3W	7	1:13.41	4 04.59	67.04
5	20	CHALLIS/ CHALLIS	1935 Super Sports Jap	5	1:13.69	2 04.87	66.79
6	16	HODGSON/ PEARSON	1936 F2 Ford 100E	7	1:16.88	4 08.06	64.02
7	8	COWLEY/ BRIDGE	1930 Super Aero Matchless	7	1:16.91	7 08.09	63.99
8	38	BRIDGE/ WASHINGTON	1935 F-Super 100E Elva	5	1:20.95	1 12.13	60.80
9	76	SCRUTON/ SCRUTON	2012 S&S M3W	6	1:22.47	1 13.65	59.68
10	60	PEARSON/ PEARSON	1937 E93A Ford	6	1:27.90	3 19.08	55.99
11	83	REW/ ballast	1928 Aero Jap JTOR	3	1:28.61	2 19.79	55.54
12	74	STEWART/ CARDSOS-SRWEART	1929 Super Aero Jap	5	1:30.70	5 21.88	54.26
13	17	CLEGG/ GREY	1934 F2 Ford E93A	6	1:35.21	5 26.39	51.69
14	5	LISTER/ ROSS	1927 Aero Blackburne	4	1:53.97	3 45.15	43.18

Not-Seen

11 EDWARDS/ tbc 1930 Family Jap

No. 20 - To receive grid penalty for overtaking under waved yellow flags

Start Time : 11:55

Mallory Park

12 Aug 17 12:13

Clerk of Course:

Time Issued:

Chief Timekeeper:

THESE RESULTS ARE PROVISIONAL UNTIL THE CONCLUSION OF ANY JUDICIAL AND TECHNICAL MATTERS

Timing by HS Sports Ltd - Results and Lap Times at www.theresultslive.co.uk/vintage-sports-car-club

MORGAN THREE WHEELERS

LAP TIMES - PRACTICE SESSION 8

5	LISTER/ ROSS										
	Lap	1	2	3	4	5	6	7	8	9	10
	1	2:04.55	1:59.82	1:53.97	1:56.83						
8	COWLEY/ BRIDGE										
	Lap	1	2	3	4	5	6	7	8	9	10
	1	1:19.32	1:20.60	1:18.56	1:16.96	1:18.73	1:17.22	1:16.91			
16	HODGSON/ PEARSON										
	Lap	1	2	3	4	5	6	7	8	9	10
	1	1:19.59	1:19.45	1:16.92	1:16.88	1:18.15	1:18.08	1:16.89			
17	CLEGG/ GREY										
	Lap	1	2	3	4	5	6	7	8	9	10
	1	1:37.61	1:36.89	1:35.73	1:36.42	1:35.21	1:35.45				
20	CHALLIS/ CHALLIS										
	Lap	1	2	3	4	5	6	7	8	9	10
	1	1:16.17	1:13.69	1:16.44	1:13.85	1:14.25					
30	REYNOLDS/ tbc										
	Lap	1	2	3	4	5	6	7	8	9	10
	1	1:13.50	1:18.87	1:10.88	1:14.73	1:14.00	1:17.50	1:15.43			
34	TUER/ TUER										
	Lap	1	2	3	4	5	6	7	8	9	10
	1	1:10.66	1:13.46	1:09.09	1:08.82						
38	BRIDGE/ WASHINGTON										
	Lap	1	2	3	4	5	6	7	8	9	10
	1	1:20.95	1:22.76	1:22.51	1:24.23	1:24.69					
40	SMITH/ PERRY										
	Lap	1	2	3	4	5	6	7	8	9	10
	1	1:16.30	1:20.64	1:21.91	1:13.41	1:24.78	1:15.15	1:13.68			
47	BIBBY/ WESTON										
	Lap	1	2	3	4	5	6	7	8	9	10
	1	1:10.55	1:11.16	1:08.99	1:09.36						
60	PEARSON/ PEARSON										
	Lap	1	2	3	4	5	6	7	8	9	10
	1	1:29.32	1:29.22	1:27.90	1:28.58	1:32.24	1:30.31				
74	STEWART/ CARDSOS-SRWEART										
	Lap	1	2	3	4	5	6	7	8	9	10
	1	1:53.46	1:37.14	1:39.02	1:32.38	1:30.70					
76	SCRUTON/ SCRUTON										
	Lap	1	2	3	4	5	6	7	8	9	10
	1	1:22.47	1:28.26	1:26.87	1:22.80	1:25.32	1:24.15				

83

REW/ ballast

Lap	1	2	3	4	5	6	7	8	9	10
1	1:29.28	1:28.61	1:29.99							



SCRATCH RACE FOR PRE-WAR CARS (VSCC SET 5)

RESULT - RACE 1

PI	No	CI	Name	Car	Laps	Time	Behind	MPH	Best Lap on	MPH Handicap
1	120		Christian PEDERSEN	Austin 7 Special	12	12:35.71		78.15	1:00.48	2 81.38
2	23		Mike PAINTER	MG Kayne	12	12:41.15	5.44	77.59	1:01.67	7 79.80
3	30		Michael JAMES	Riley 12/4 TT Sprite Rep	12	12:45.20	9.49	77.18	1:00.72	3 81.05
4	91		Nick HAYWARD-COOK	Riley 9 Monoposto	12	13:05.61	29.90	75.18	1:03.46	2 77.55 24.09
5	69		Angus FROST	Austin/MG LA Special	12	13:29.61	53.90	72.95	1:04.39	6 76.43 36.93
6	63		John SKEAVINGTON	Austin Ulster Replica	12	13:36.70	1:00.99	72.31	1:05.63	9 74.99 29.14
7	44		Alexander HEWITSON	Riley 12/4 Special	11	12:46.92	1 Lap	70.59	1:07.75	9 72.64 21.67
8	51		Barry FOSTER	MG Midget	11	13:14.03	1 Lap	68.18	1:09.60	10 70.71 28.43
9	64		Paul WESTON	Frazer Nash TT Replica	11	13:15.51	1 Lap	68.05	1:09.86	2 70.45 27.05
10	68		Andrew CROYSBILL	Riley 12/4	10	12:36.63	2 Laps	65.05	1:13.81	4 66.68 18.53 *
11	41		Clive TEMPLE	Riley Brooklands	10	12:42.55	2 Laps	64.54	1:13.98	7 66.53 22.75
12	67		David ASPLIN	Austin 7 Ulster Replica	10	12:55.15	2 Laps	63.49	1:14.94	6 65.67 25.75
13	80		Terry McGRATH	Amilcar CGSs	10	12:57.96	2 Laps	63.26	1:15.55	8 65.14 22.46
14	53		Geoff TOMS	Fiat 508S	10	12:59.05	2 Laps	63.17	1:15.21	7 65.44 26.95
15	83		Malcolm HILLS	Austin 7 Single Seat Racer	10	13:00.22	2 Laps	63.08	1:15.63	9 65.07 23.92
16	96		Philip PARKINSON	Austin AD Tourer	9	12:36.74	3 Laps	58.53	1:21.55	4 60.35 22.79
17	193		Rebecca SMITH	Vauxhall A/D Type	9	12:48.02	3 Laps	57.67	1:22.97	7 59.32 21.29

Not-Classified

89	Alan HARPLEY	Avon/Alvis Special	8	10:39.97	DNF	61.52	1:16.88	5	64.02
----	--------------	--------------------	---	----------	-----	-------	---------	---	-------

Fastest Lap

120	Christian PEDERSEN	Austin 7 Special					1:00.48	2	81.38
-----	--------------------	------------------	--	--	--	--	---------	---	-------

Car 30 - Time includes a 10 second penalty - Q15.1

Start Time : 11:33

Mallory Park

12 Aug 17 13:28

Clerk of Course:

Time Issued:

Chief Timekeeper:

THESE RESULTS ARE PROVISIONAL UNTIL THE CONCLUSION OF ANY JUDICIAL AND TECHNICAL MATTERS

Timing by HS Sports Ltd - Results and Lap Times at www.theresultslive.co.uk/vintage-sports-car-club

RACE GRID

SCRATCH RACE FOR PRE-WAR CARS (VSCC SET 5)

RACE 1

ROW 10	193 01:25.040 Rebecca SMITH	71 01:28.610 Anne BOURSOT
ROW 9	89 01:21.050 Alan HARPLEY	96 01:24.180 Philip PARKINSON
ROW 8	67 01:18.570 David ASPLIN	80 01:19.250 Terry McGRATH
ROW 7	83 01:16.830 Malcolm HILLS	53 01:16.920 Geoff TOMS
ROW 6	68 01:13.630 Andrew CROYS DILL	41 01:14.760 Clive TEMPLE
ROW 5	58 01:12.020 Michael NEW	51 01:13.160 Barry FOSTER
ROW 4	64 01:10.010 Paul WESTON	44 01:10.390 Alexander HEWITSON
ROW 3	63 01:08.240 John SKEAVINGTON	69 01:08.250 Angus FROST
ROW 2	23 01:03.080 Mike PAINTER	94 01:07.590 Nick HAYWARD-COOK
ROW 1	30 01:02.320 Michael JAMES	120 01:02.510 Christian PEDERSEN

POLE

SCRATCH RACE FOR PRE-WAR CARS (VSCC SET 5)

LAP TIMES - RACE 1

23 Mike PAINTER

Lap	1	2	3	4	5	6	7	8	9	10
1	1:07.86	1:02.90	1:01.87	1:04.05	1:03.66	1:02.46	1:01.67	1:03.35	1:02.26	1:02.28
11	1:05.65	1:03.14								

30 Michael JAMES

Lap	1	2	3	4	5	6	7	8	9	10
1	1:08.59	1:00.75	1:00.72	1:03.51	1:05.05	1:02.59	1:02.88	1:03.01	1:01.70	1:01.34
11	1:02.96	1:02.10								

41 Clive TEMPLE

Lap	1	2	3	4	5	6	7	8	9	10
1	1:25.32	1:14.82	1:15.37	1:15.42	1:14.56	1:13.99	1:13.98	1:14.59	1:15.77	1:18.73

44 Alexander HEWITSON

Lap	1	2	3	4	5	6	7	8	9	10
1	1:16.88	1:08.43	1:08.62	1:09.00	1:08.35	1:09.87	1:08.26	1:08.96	1:07.75	1:11.03
11	1:09.77									

51 Barry FOSTER

Lap	1	2	3	4	5	6	7	8	9	10
1	1:29.69	1:12.07	1:10.04	1:11.04	1:09.97	1:09.98	1:10.89	1:09.92	1:10.46	1:09.60
11	1:10.37									

53 Geoff TOMS

Lap	1	2	3	4	5	6	7	8	9	10
1	1:29.63	1:16.19	1:17.36	1:19.78	1:16.38	1:15.67	1:15.21	1:15.33	1:15.74	1:17.76

63 John SKEAVINGTON

Lap	1	2	3	4	5	6	7	8	9	10
1	1:15.34	1:07.02	1:06.27	1:06.98	1:07.61	1:05.98	1:08.09	1:08.88	1:05.63	1:08.50
11	1:06.45	1:09.95								

64 Paul WESTON

Lap	1	2	3	4	5	6	7	8	9	10
1	1:20.44	1:09.86	1:10.07	1:10.36	1:11.12	1:11.44	1:12.76	1:11.94	1:11.51	1:12.82
11	1:13.19									

67 David ASPLIN

Lap	1	2	3	4	5	6	7	8	9	10
1	1:27.36	1:17.24	1:17.18	1:17.24	1:15.87	1:14.94	1:15.93	1:16.00	1:17.24	1:16.15

68 Andrew CROYSBILL

Lap	1	2	3	4	5	6	7	8	9	10
1	1:24.31	1:15.90	1:15.30	1:13.81	1:14.06	1:14.36	1:14.22	1:14.32	1:14.29	1:16.06

69 Angus FROST

Lap	1	2	3	4	5	6	7	8	9	10
1	1:24.31	1:06.79	1:05.70	1:04.83	1:04.52	1:04.39	1:06.39	1:04.84	1:07.15	1:06.52
11	1:06.85	1:07.32								

80	Terry McGRATH									
Lap	1	2	3	4	5	6	7	8	9	10
1	1:27.59	1:17.10	1:17.20	1:17.59	1:16.75	1:16.35	1:16.16	1:15.55	1:16.08	1:17.59
83	Malcolm HILLS									
Lap	1	2	3	4	5	6	7	8	9	10
1	1:27.00	1:18.38	1:18.52	1:16.94	1:17.49	1:16.70	1:16.98	1:16.10	1:15.63	1:16.48
89	Alan HARPLEY									
Lap	1	2	3	4	5	6	7	8	9	10
1	1:29.82	1:23.99	1:17.12	1:17.96	1:16.88	1:17.91	1:18.06	1:18.23		
91	Nick HAYWARD-COOK									
Lap	1	2	3	4	5	6	7	8	9	10
1	1:10.63	1:03.46	1:03.92	1:04.56	1:05.73	1:06.70	1:04.06	1:04.05	1:04.38	1:04.65
11	1:05.22	1:08.25								
96	Philip PARKINSON									
Lap	1	2	3	4	5	6	7	8	9	10
1	1:35.17	1:22.91	1:21.84	1:21.55	1:22.49	1:23.69	1:23.00	1:22.80	1:23.29	
120	Christian PEDERSEN									
Lap	1	2	3	4	5	6	7	8	9	10
1	1:07.75	1:00.48	1:00.69	1:04.39	1:04.41	1:02.17	1:02.43	1:03.00	1:01.47	1:01.52
11	1:04.42	1:02.98								
193	Rebecca SMITH									
Lap	1	2	3	4	5	6	7	8	9	10
1	1:37.19	1:24.11	1:23.89	1:23.67	1:23.79	1:24.01	1:22.97	1:24.36	1:24.03	

Lap Chart

SCRATCH RACE FOR PRE-WAR CARS (VSCC SET 5) - RACE 1

Lap 1		Lap 2		Lap 3		Lap 4		Lap 5		Lap 6		Lap 7		Lap 8		Lap 9		Lap 10	
No	Time	No	Time	No	Time	No	Time	No	Time	No	Time	No	Time	No	Time	No	Time	No	Time
120	1:07.75	120	2:08.23	120	3:08.92	120	4:13.31	120	5:17.72	120	6:19.89	120	7:22.32	120	8:25.32	120	9:26.79	120	10:28.31
23	1:07.86	30	2:09.34	30	3:10.06	30	4:13.57	30	5:18.62	30	6:21.21	51	7:22.79 *1	64	8:26.05 *1	30	9:28.80	30	10:30.14
30	1:08.59	23	2:10.76	23	3:12.63	23	4:16.68	67	5:19.02 *1	23	6:22.80	30	7:24.09	30	8:27.10	23	9:30.08	23	10:32.36
91	1:10.63	91	2:14.09	91	3:18.01	96	4:19.92 *1	80	5:19.48 *1	68	6:23.38 *1	23	7:24.47	96	8:27.65 *2	64	9:37.99 *1	89	10:39.97 *2
63	1:15.34	63	2:22.36	63	3:28.63	91	4:22.57	23	5:20.34	41	6:25.49 *1	68	7:37.74 *1	23	8:27.82	51	9:43.60 *1	64	10:49.50 *1
44	1:16.88	44	2:25.31	44	3:33.93	193	4:25.19 *1	83	5:20.84 *1	67	6:34.89 *1	91	7:39.06	51	8:33.68 *1	91	9:47.49	91	10:52.14
64	1:20.44	64	2:30.30	69	3:36.80	63	4:35.61	53	5:22.96 *1	91	6:35.00	41	7:39.48 *1	193	8:36.66 *2	96	9:50.65 *2	51	10:54.06 *1
69	1:24.31	69	2:31.10	64	3:40.37	69	4:41.63	91	5:28.30	80	6:36.23 *1	67	7:49.83 *1	91	8:43.11	193	9:59.63 *2	96	11:13.45 *2
68	1:24.31	41	2:40.14	51	3:51.80	44	4:42.93	89	5:28.89 *1	83	6:38.33 *1	80	7:52.58 *1	68	8:51.96 *1	68	10:06.28 *1	69	11:15.44
41	1:25.32	68	2:40.21	41	3:55.51	64	4:50.73	96	5:41.47 *1	53	6:39.34 *1	53	7:55.01 *1	41	8:53.46 *1	41	10:08.05 *1	63	11:20.30
83	1:27.00	51	2:41.76	68	3:55.51	51	5:02.84	63	5:43.22	89	6:45.77 *1	83	7:55.03 *1	69	9:01.77	69	10:08.92	68	11:20.57 *1
67	1:27.36	67	2:44.60	67	4:01.78	68	5:09.32	69	5:46.15	63	6:49.20	69	7:56.93	67	9:05.76 *1	63	10:11.80	41	11:23.82 *1
80	1:27.59	80	2:44.69	80	4:01.89	41	5:10.93	193	5:48.86 *1	69	6:50.54	63	7:57.29	63	9:06.17	67	10:21.76 *1	193	11:23.99 *2
53	1:29.63	83	2:45.38	53	4:03.18			44	5:51.28	44	7:01.15	89	8:03.68 *1	80	9:08.74 *1	80	10:24.29 *1		
51	1:29.69	53	2:45.82	83	4:03.90			64	6:01.85	96	7:03.96 *1	44	8:09.41	53	9:10.22 *1	53	10:25.55 *1		
89	1:29.82	89	2:53.81	89	4:10.93			51	6:12.81	193	7:12.65 *1			83	9:12.01 *1	44	10:26.12		
96	1:35.17	96	2:58.08							64	7:13.29			44	9:18.37	83	10:28.11 *1		
193	1:37.19	193	3:01.30											89	9:21.74 *1				

Lap Chart

SCRATCH RACE FOR PRE-WAR CARS (VSCC SET 5) - RACE 1

Lap 11		Lap 12		Lap 13		Lap 14		Lap 15		Lap 16		Lap 17		Lap 18		Lap 19		Lap 20	
No	Time	No	Time	No	Time	No	Time	No	Time	No	Time	No	Time	No	Time	No	Time	No	Time
120	11:32.73	30	12:35.20																
30	11:33.10	120	12:35.71																
44	11:37.15 *1	68	12:36.63 *2																
23	11:38.01	96	12:36.74 *3																
67	11:39.00 *2	23	12:41.15																
80	11:40.37 *2	41	12:42.55 *2																
53	11:41.29 *2	44	12:46.92 *1																
83	11:43.74 *2	193	12:48.02 *3																
91	11:57.36	67	12:55.15 *2																
64	12:02.32 *1	80	12:57.96 *2																
51	12:03.66 *1	53	12:59.05 *2																
69	12:22.29	83	13:00.22 *2																
63	12:26.75	91	13:05.61																
		51	13:14.03 *1																
		64	13:15.51 *1																
		69	13:29.61																
		63	13:36.70																



MORGAN THREE WHEELERS

RESULT - RACE 2

PI	No	Cl	Name	Car	Laps	Time	Behind	MPH	Best Lap on	MPH
1	34	R	TUER/ TUER	1932 Jap 8/80	10	11:36.85		70.63	1:07.29	2 73.14
2	47	R	BIBBY/ WESTON	1933 8/80	10	11:38.23	1.38	70.49	1:07.82	2 72.57
3	20	R	CHALLIS/ CHALLIS	1935 Super Sports Jap	10	12:39.03	1:02.18	64.84	1:11.92	2 68.43
4	40	5R	SMITH/ PERRY	2013 S&S M3W	10	12:46.88	1:10.03	64.18	1:12.85	5 67.56
5	8	R	COWLEY/ BRIDGE	1930 Super Aero Matchles	10	12:49.37	1:12.52	63.97	1:15.32	5 65.34
6	74	R	STEWART/ CARDSOS-SRWEART	1929 Super Aero Jap	9	11:42.22	1 Lap	63.08	1:14.40	2 66.15
7	16	R	HODGSON/ PEARSON	1936 F2 Ford 100E	9	11:42.61	1 Lap	63.04	1:16.46	4 64.37
8	76	5S	SCRUTON/ SCRUTON	2012 S&S M3W	9	12:14.29	1 Lap	60.32	1:19.70	7 61.75
9	17	TM	CLEGG/ GREY	1934 F2 Ford E93A	8	11:51.93	2 Laps	55.30	1:26.88	7 56.65
10	5	S	LISTER/ ROSS	1927 Aero Blackburne	7	13:08.30	3 Laps	43.70	1:50.14	2 44.68
Not-Classified										
	30	R	REYNOLDS/ DERBYSHIRE	1933 Super Sports Jap	5	6:16.74	DNF	65.32	1:12.37	2 68.01
	83	R	REW/ ballast	1928 Aero Jap JTOR	2	2:54.82	DNF	56.30	1:21.81	2 60.16
	60	TM	PEARSON/ PEARSON	1937 E93A Ford	1	1:37.76	DNF	50.34		0 0.00

Fastest Lap

40	5R	SMITH/ PERRY	2013 S&S M3W	1:12.85	5 67.56
76	5S	SCRUTON/ SCRUTON	2012 S&S M3W	1:19.70	7 61.75
34	R	TUER/ TUER	1932 Jap 8/80	1:07.29	2 73.14
5	S	LISTER/ ROSS	1927 Aero Blackburne	1:50.14	2 44.68
17	TM	CLEGG/ GREY	1934 F2 Ford E93A	1:26.88	7 56.65

Start Time : 13:16

Mallory Park

12 Aug 17 13:31

Clerk of Course:

Time Issued:

Chief Timekeeper:

THESE RESULTS ARE PROVISIONAL UNTIL THE CONCLUSION OF ANY JUDICIAL AND TECHNICAL MATTERS

Timing by HS Sports Ltd - Results and Lap Times at www.theresultslive.co.uk/vintage-sports-car-club

RACE GRID

MORGAN THREE WHEELERS

RACE 2

ROW 8

ROW 7

ROW 6

ROW 5

ROW 4

ROW 3

ROW 2

ROW 1

17 01:35.210
CLEGG/ GREY

5 01:53.970
LISTER/ ROSS

83 01:28.610
REW/ ballast

74 01:30.700
STEWART/ CARDSOS-S

20 -
CHALLIS/ CHALLIS

60 01:27.900
PEARSON/ PEARSON

38 01:20.950
BRIDGE/ WASHINGTON

76 01:22.470
SCRUTON/ SCRUTON

16 01:16.880
HODGSON/ PEARSON

8 01:16.910
COWLEY/ BRIDGE

30 01:10.880
REYNOLDS/ tbc

40 01:13.410
SMITH/ PERRY

34 01:08.820
TUER/ TUER

47 01:08.990
BIBBY/ WESTON

POLE

MORGAN THREE WHEELERS

LAP TIMES - RACE 2

5	LISTER/ ROSS										
	Lap	1	2	3	4	5	6	7	8	9	10
	1	1:58.04	1:50.14	1:52.71	1:51.77	1:51.51	1:51.96	1:52.17			
8	COWLEY/ BRIDGE										
	Lap	1	2	3	4	5	6	7	8	9	10
	1	1:25.34	1:15.83	1:16.56	1:15.95	1:15.32	1:15.35	1:15.99	1:16.46	1:16.41	1:16.16
16	HODGSON/ PEARSON										
	Lap	1	2	3	4	5	6	7	8	9	10
	1	1:26.79	1:16.90	1:17.46	1:16.46	1:16.92	1:16.84	1:17.03	1:16.74	1:17.47	
17	CLEGG/ GREY										
	Lap	1	2	3	4	5	6	7	8	9	10
	1	1:39.12	1:29.14	1:27.48	1:27.35	1:27.57	1:27.49	1:26.88	1:26.90		
20	CHALLIS/ CHALLIS										
	Lap	1	2	3	4	5	6	7	8	9	10
	1	1:30.78	1:11.92	1:15.64	1:14.50	1:12.83	1:14.50	1:14.26	1:14.54	1:14.47	1:15.59
30	REYNOLDS/ DERBYSHIRE										
	Lap	1	2	3	4	5	6	7	8	9	10
	1	1:15.20	1:12.37	1:16.93	1:14.74	1:17.50					
34	TUER/ TUER										
	Lap	1	2	3	4	5	6	7	8	9	10
	1	1:15.57	1:07.29	1:09.52	1:07.77	1:09.91	1:10.69	1:09.57	1:09.42	1:07.89	1:09.22
40	SMITH/ PERRY										
	Lap	1	2	3	4	5	6	7	8	9	10
	1	1:38.43	1:14.77	1:16.34	1:14.96	1:12.85	1:13.83	1:14.82	1:13.60	1:13.54	1:13.74
47	BIBBY/ WESTON										
	Lap	1	2	3	4	5	6	7	8	9	10
	1	1:13.28	1:07.82	1:08.82	1:09.98	1:10.11	1:10.66	1:09.51	1:10.08	1:08.24	1:09.73
60	PEARSON/ PEARSON										
	Lap	1	2	3	4	5	6	7	8	9	10
	1	1:37.76									
74	STEWART/ CARDSOS-SRWEART										
	Lap	1	2	3	4	5	6	7	8	9	10
	1	1:28.01	1:14.40	1:15.85	1:16.04	1:15.01	1:18.91	1:20.90	1:16.52	1:16.58	
76	SCRUTON/ SCRUTON										
	Lap	1	2	3	4	5	6	7	8	9	10
	1	1:31.46	1:20.49	1:20.96	1:20.10	1:19.84	1:20.67	1:19.70	1:20.56	1:20.51	
83	REW/ ballast										
	Lap	1	2	3	4	5	6	7	8	9	10
	1	1:33.01	1:21.81								

Lap Chart

MORGAN THREE WHEELERS - RACE 2

Lap 1		Lap 2		Lap 3		Lap 4		Lap 5		Lap 6		Lap 7		Lap 8		Lap 9		Lap 10	
No	Time	No	Time	No	Time	No	Time	No	Time	No	Time	No	Time	No	Time	No	Time	No	Time
47	1:13.28	47	2:21.10	47	3:29.92	47	4:39.90	47	5:50.01	47	7:00.67	47	8:10.18	34	9:19.74	34	10:27.63	34	11:36.85
30	1:15.20	34	2:22.86	34	3:32.38	34	4:40.15	34	5:50.06	34	7:00.75	34	8:10.32	47	9:20.26	47	10:28.50	47	11:38.23
34	1:15.57	30	2:27.57	30	3:44.50	30	4:59.24	17	6:03.09 *1	17	7:30.66 *1	76	8:13.52 *1	5	9:24.17 *3	76	10:53.78 *1	74	11:42.22 *1
8	1:25.34	8	2:41.17	5	3:48.18 *1	20	5:12.84	30	6:16.74	5	7:32.66 *2	20	8:54.43	76	9:33.22 *1	5	11:16.13 *3	16	11:42.61 *1
16	1:26.79	74	2:42.41	8	3:57.73	8	5:13.68	20	6:25.67	20	7:40.17	17	8:58.15 *1	20	10:08.97	20	11:23.44	17	11:51.93 *2
74	1:28.01	20	2:42.70	74	3:58.26	74	5:14.30	8	6:29.00	8	7:44.35	8	9:00.34	8	10:16.80	40	11:33.14	76	12:14.29 *1
20	1:30.78	16	2:43.69	20	3:58.34	16	5:17.61	74	6:29.31	74	7:48.22	40	9:06.00	40	10:19.60	8	11:33.21	20	12:39.03
76	1:31.46	76	2:51.95	16	4:01.15	40	5:24.50	16	6:34.53	40	7:51.18	16	9:08.40	17	10:25.03 *1			40	12:46.88
83	1:33.01	40	2:53.20	40	4:09.54	76	5:33.01	40	6:37.35	16	7:51.37	74	9:09.12	16	10:25.14			8	12:49.37
60	1:37.76	83	2:54.82	76	4:12.91	5	5:40.89 *1	76	6:52.85					74	10:25.64			5	13:08.30 *3
40	1:38.43	17	3:08.26	17	4:35.74														
17	1:39.12																		
5	1:58.04																		



VINTAGE RACING CARS (VSCC SET 1)

RESULT - RACE 3

Pl	No	Cl	Name	Car	Laps	Time	Behind	MPH	Best Lap on	MPH Handicap
1	8		Tom WALKER	Amilcar Hispano Special	16	15:55.50		81.29	58.36	8 83.18
2	198		Charles GILLETT	Frazer Nash Super Sports	16	15:57.20	1.70	81.14	58.63	15 82.79
3	126		Patrick BLAKENEY-EDWARDS	Frazer Nash Super Sports	16	16:07.49	11.99	80.28	59.25	8 81.93
4	3		Tony LEES	AC/GN Cognac	16	16:37.92	42.42	77.83	1:01.17	2 79.36 19.20
5	18		Chris HUDSON	Bugatti T35B	16	16:43.64	48.14	77.39	1:01.55	10 78.87 18.84 *
6	74		Iain STEWART	Morgan Super Aero	16	16:43.88	48.38	77.37	1:01.31	10 79.18 22.92
7	6		Dougal CAWLEY	GN/Ford Piglet	15	16:07.00	1 Lap	75.30	1:01.30	15 79.19 47.50
8	26		Bruce STOPS	Bugatti T35/44	15	16:47.17	1 Lap	72.30	1:05.42	10 74.20 25.87
9	36		Mark WALKER	GN Thunderbug	15	16:47.41	1 Lap	72.28	1:05.83	15 73.74 19.96
Not-Classified										
	50		Graham PADDICK	McDowell Ford Track Race	9	11:01.94	DNF	66.00	1:11.47	2 67.92
	25		Tom WATERFIELD	GN Special	7	7:41.32	DNF	73.66	1:02.45	2 77.73
Fastest Lap										
	8		Tom WALKER	Amilcar Hispano Specia					58.36	8 83.18

Start Time : 13:37

Mallory Park

12 Aug 17 13:54

Clerk of Course:

Time Issued:

Chief Timekeeper:

THESE RESULTS ARE PROVISIONAL UNTIL THE CONCLUSION OF ANY JUDICIAL AND TECHNICAL MATTERS

Timing by HS Sports Ltd - Results and Lap Times at www.theresultslive.co.uk/vintage-sports-car-club

RACE GRID

VINTAGE RACING CARS (VSCC SET 1)

RACE 3

ROW 8

ROW 7

ROW 6

ROW 5

ROW 4

ROW 3

ROW 2

ROW 1

18 01:15.620
Chris HUDSON

191 01:11.690
James RICKETTS

50 01:13.480
Graham PADDICK

36 01:07.280
Mark WALKER

74 01:08.700
Iain STEWART

125 01:05.150
Hughie WALKER

26 01:05.150
Bruce STOPS

25 01:03.390
Tom WATERFIELD

6 01:04.320
Dougal CAWLEY

8 01:01.760
Tom WALKER

3 01:02.720
Tony LEES

198 00:58.690
Charles GILLETT

126 01:00.180
Patrick BLAKENEY-EDW

POLE

VINTAGE RACING CARS (VSCC SET 1)

LAP TIMES - RACE 3

3	Tony LEES										
	Lap	1	2	3	4	5	6	7	8	9	10
	1	1:07.99	1:01.17	1:01.90	1:01.43	1:01.92	1:02.27	1:02.36	1:02.08	1:01.83	1:02.03
	11	1:01.99	1:01.59	1:02.10	1:02.81	1:02.33	1:02.12				
6	Dougal CAWLEY										
	Lap	1	2	3	4	5	6	7	8	9	10
	1	1:08.56	1:26.46	1:02.14	1:02.14	1:01.65	1:02.50	1:02.30	1:02.56	1:03.19	1:03.83
	11	1:02.47	1:02.95	1:01.97	1:02.98	1:01.30					
8	Tom WALKER										
	Lap	1	2	3	4	5	6	7	8	9	10
	1	1:04.42	59.97	59.77	59.48	1:00.66	59.26	58.64	58.36	59.84	59.09
	11	59.37	58.83	59.00	59.74	59.21	59.86				
18	Chris HUDSON										
	Lap	1	2	3	4	5	6	7	8	9	10
	1	1:11.26	1:03.02	1:02.38	1:01.99	1:01.82	1:01.83	1:02.10	1:02.88	1:01.69	1:01.55
	11	1:01.86	1:02.00	1:02.23	1:02.04	1:02.21	1:02.78				
25	Tom WATERFIELD										
	Lap	1	2	3	4	5	6	7	8	9	10
	1	1:08.85	1:02.45	1:02.85	1:03.06	1:02.80	1:04.79	1:16.52			
26	Bruce STOPS										
	Lap	1	2	3	4	5	6	7	8	9	10
	1	1:11.87	1:05.65	1:05.81	1:10.36	1:06.76	1:08.32	1:06.76	1:07.49	1:06.04	1:05.42
	11	1:06.10	1:06.73	1:06.18	1:06.45	1:07.23					
36	Mark WALKER										
	Lap	1	2	3	4	5	6	7	8	9	10
	1	1:13.80	1:06.55	1:06.27	1:07.04	1:07.87	1:06.96	1:06.93	1:06.59	1:07.34	1:06.60
	11	1:06.04	1:06.30	1:06.80	1:06.49	1:05.83					
50	Graham PADDICK										
	Lap	1	2	3	4	5	6	7	8	9	10
	1	1:18.38	1:11.47	1:11.48	1:11.72	1:13.88	1:14.12	1:13.38	1:11.49	1:16.02	
74	Iain STEWART										
	Lap	1	2	3	4	5	6	7	8	9	10
	1	1:12.24	1:03.01	1:02.35	1:01.87	1:01.83	1:02.65	1:01.97	1:02.08	1:01.69	1:01.31
	11	1:01.53	1:02.37	1:01.95	1:02.21	1:02.39	1:02.43				
126	Patrick BLAKENEY-EDWARDS										
	Lap	1	2	3	4	5	6	7	8	9	10
	1	1:07.63	59.73	59.53	59.49	1:00.17	59.83	59.40	59.25	59.78	1:01.29
	11	59.67	1:00.67	1:00.32	1:00.39	1:00.20	1:00.14				
198	Charles GILLETT										
	Lap	1	2	3	4	5	6	7	8	9	10

1	1:06.82	59.63	59.45	59.36	1:00.55	59.28	59.02	59.03	59.08	58.91
11	59.27	59.44	59.41	59.55	58.63	59.77				

Lap Chart

VINTAGE RACING CARS (VSCC SET 1) - RACE 3

Lap 1		Lap 2		Lap 3		Lap 4		Lap 5		Lap 6		Lap 7		Lap 8		Lap 9		Lap 10	
No	Time	No	Time	No	Time	No	Time	No	Time	No	Time	No	Time	No	Time	No	Time	No	Time
8	1:04.42	8	2:04.39	8	3:04.16	8	4:03.64	8	5:04.30	8	6:03.56	8	7:02.20	8	8:00.56	8	9:00.40	8	9:59.49
198	1:06.82	198	2:06.45	198	3:05.90	198	4:05.26	198	5:05.81	198	6:05.09	198	7:04.11	198	8:03.14	36	9:02.01 *1	198	10:01.13
126	1:07.63	126	2:07.36	126	3:06.89	126	4:06.38	126	5:06.55	126	6:06.38	126	7:05.78	126	8:05.03	198	9:02.22	126	10:06.10
3	1:07.99	3	2:09.16	3	3:11.06	3	4:12.49	3	5:14.41	50	6:06.93 *1	3	7:19.04	3	8:21.12	26	9:03.02 *1	26	10:09.06 *1
6	1:08.56	25	2:11.30	25	3:14.15	25	4:17.21	25	5:20.01	3	6:16.68	50	7:21.05 *1	18	8:27.28	126	9:04.81	36	10:09.35 *1
25	1:08.85	18	2:14.28	18	3:16.66	18	4:18.65	18	5:20.47	18	6:22.30	18	7:24.40	74	8:28.00	3	9:22.95	3	10:24.98
18	1:11.26	74	2:15.25	74	3:17.60	74	4:19.47	74	5:21.30	74	6:23.95	74	7:25.92	50	8:34.43 *1	18	9:28.97	18	10:30.52
26	1:11.87	26	2:17.52	26	3:23.33	36	4:33.66	36	5:40.45	25	6:24.80	25	7:41.32	6	8:48.31	74	9:29.69	74	10:31.00
74	1:12.24	36	2:20.35	36	3:26.62	26	4:33.69	6	5:40.95	6	6:43.45	6	7:45.75	50	9:45.92 *1	6	10:55.33		
36	1:13.80	50	2:29.85	6	3:37.16	6	4:39.30	36	5:41.53	36	6:48.49	36	7:55.42	6	9:51.50				
50	1:18.38	6	2:35.02	50	3:41.33	50	4:53.05			26	6:48.77	26	7:55.53						

Lap Chart

VINTAGE RACING CARS (VSCC SET 1) - RACE 3

Lap 11		Lap 12		Lap 13		Lap 14		Lap 15		Lap 16		Lap 17		Lap 18		Lap 19		Lap 20	
No	Time	No	Time	No	Time	No	Time	No	Time	No	Time	No	Time	No	Time	No	Time	No	Time
8	10:58.86	8	11:57.69	8	12:56.69	8	13:56.43	8	14:55.64	8	15:55.50								
198	11:00.40	6	11:57.80 *1	198	12:59.25	198	13:58.80	198	14:57.43	198	15:57.20								
50	11:01.94 *2	198	11:59.84	6	13:00.75 *1	6	14:02.72 *1	6	15:05.70 *1	6	16:07.00 *1								
126	11:05.77	126	12:06.44	126	13:06.76	126	14:07.15	126	15:07.35	126	16:07.49								
26	11:14.48 *1	26	12:20.58 *1	26	13:27.31 *1	3	14:33.47	3	15:35.80	3	16:37.92								
36	11:15.95 *1	36	12:21.99 *1	36	13:28.29 *1	26	14:33.49 *1	26	15:39.94 *1	18	16:43.64								
3	11:26.97	3	12:28.56	3	13:30.66	36	14:35.09 *1	18	15:40.86	74	16:43.88								
18	11:32.38	18	12:34.38	18	13:36.61	18	14:38.65	74	15:41.45	26	16:47.17 *1								
74	11:32.53	74	12:34.90	74	13:36.85	74	14:39.06	36	15:41.58 *1	36	16:47.41 *1								



STANDARD & MODIFIED PRE-WAR CARS (VSCC SET 3)

RESULT - RACE 4

PI	No	CI	Name	Car	Laps	Time	Behind	MPH	Best Lap on	MPH Handicap
1	22		Tim KNELLER	Riley TT Sprite	9	9:49.77		74.08	1:03.81	5 76.07
2	5		Sue DARBYSHIRE	Morgan Super Aero	9	9:50.33	0.56	74.01	1:03.67	3 76.24
3	61		Robert MOORE	Frazer Nash Super Sports	9	10:30.03	40.26	69.34	1:05.11	3 74.55
4	33		John GUYATT	Talbot Lago T150C	9	10:45.13	55.36	67.72	1:08.16	2 71.22 31.69
5	62		Simon EDWARDS	Morgan Aero Supersport	9	10:46.09	56.32	67.62	1:09.33	5 70.02 22.12
6	35		Ross KEELING	Delahaye 135Ms	9	10:47.99	58.22	67.42	1:08.53	6 70.83 31.22
7	112		David OZANNE	Aston Martin Speed Ulster	9	10:49.66	59.89	67.25	1:08.72	3 70.64 31.18
8	51		Barry FOSTER	MG Midget	8	9:43.10	1 Lap	66.60	1:09.55	4 69.79 26.70
9	195		David JOHNSON	Frazer Nash Super Sports	8	9:44.17	1 Lap	66.48	1:10.95	2 68.42 16.57 *
10	57		Fred BOOTHBY	MG J2	8	9:45.01	1 Lap	66.38	1:10.06	2 69.29 24.53
11	52		Anthony FENWICK-WILSON	Railton LS Tourer	8	9:55.53	1 Lap	65.21	1:11.51	3 67.88 23.45
12	16		Mac HULBERT	Alvis Silver Eagle	8	9:57.44	1 Lap	65.00	1:11.57	3 67.83 24.88
13	56		Duncan POTTER	MG Monthery Midget	8	9:57.92	1 Lap	64.95	1:12.06	3 67.36 21.44
14	48		John REEVE	Riley Brooklands	8	10:11.17	1 Lap	63.54	1:13.17	3 66.34 25.81
15	70		Andrew BAKER	Riley Brooklands	8	10:13.11	1 Lap	63.34	1:13.70	4 65.86 23.51
16	73		Simon JACKSON	MG PB Cream Cracker	8	10:14.32	1 Lap	63.21	1:12.83	3 66.65 31.68
17	41		Clive TEMPLE	Riley Brooklands	8	10:15.19	1 Lap	63.13	1:14.32	2 65.32 20.63
18	141		Mark REECE	MG J4	8	10:42.02	1 Lap	60.49	1:17.42	2 62.70 22.66
19	97		Dennis JOHNSON	Frazer Nash Colmore	8	10:45.34	1 Lap	60.18	1:17.59	3 62.56 24.62
20	123		Andy KING	MG PB Cream Cracker	8	10:54.63	1 Lap	59.32	1:17.89	5 62.32 31.51
21	99		Andy CAWLEY	Frazer Nash Super Sports	7	10:38.65	2 Laps	53.21	1:27.08	3 55.74 29.09
22	102		Andrew HARRINGTON	MG J2	6	9:52.42	3 Laps	49.16	1:35.63	2 50.76 18.64

Not-Classified

29	Mark BRETT	Ballamy-Ford (LMB) V8 Spl	8	8:54.90	DNF	72.60	1:04.30	3 75.49
42	Hamish MONRO	Frazer Nash Super Sports	7	8:08.26	DNF	69.59	1:07.63	5 71.78
31	Trevor SWETE	Invicta S Type	7	8:09.45	DNF	69.42	1:07.58	6 71.83
87	Tim WADSWORTH	Lagonda 2 Ltr L/C Tourer	7	9:36.88	DNF	58.90	1:18.44	2 61.88
71	Anne BOURSOT	MG PA 2Str	6	9:27.41	DNF	51.33	1:27.68	5 55.36
49	Ian STANDING	Riley Brooklands	5	6:18.88	DNF	64.06	1:11.93	4 67.49
21	Jo BLAKENEY-EDWARDS	Frazer Nash Super Sports	3	3:27.58	DNF	70.15	1:06.35	2 73.16
38	Simon BLAKENEY-EDWARDS	Frazer Nash Super Sports	1	1:24.59	DNF	57.39		0 0.00

Fastest Lap

5	Sue DARBYSHIRE	Morgan Super Aero				1:03.67	3 76.24
---	----------------	-------------------	--	--	--	---------	---------

RACE RED FLAGGED

Start Time : 14:01

Mallory Park

12 Aug 17 14:20

Clerk of Course:	Time Issued:	Chief Timekeeper:
------------------	--------------	-------------------

THESE RESULTS ARE PROVISIONAL UNTIL THE CONCLUSION OF ANY JUDICIAL AND TECHNICAL MATTERS

Timing by HS Sports Ltd - Results and Lap Times at www.theresultslive.co.uk/vintage-sports-car-club

RACE GRID

STANDARD & MODIFIED PRE-WAR CARS (VSCC SET 3)

RACE 4

ROW 16			
ROW 15	71 01:28.610 Anne BOURSOT	102 01:36.550 Andrew HARRINGTON	
ROW 14	123 01:20.800 Andy KING	99 01:26.560 Andy CAWLEY	
ROW 13	87 01:18.600 Tim WADSWORTH	97 01:19.070 Dennis JOHNSON	
ROW 12	65 01:15.320 Norman PEMBERTON	73 01:16.810 Simon JACKSON	
ROW 11	48 01:13.870 John REEVE	41 01:14.560 Clive TEMPLE	
ROW 10	49 01:13.440 Ian STANDING	56 01:13.850 Duncan POTTER	
ROW 9	16 01:12.850 Mac HULBERT	51 01:13.160 Barry FOSTER	
ROW 8	70 01:12.550 Andrew BAKER	52 01:12.830 Anthony FENWICK-WILS	
ROW 7	33 01:11.770 John GUYATT	57 01:12.430 Fred BOOTHBY	
ROW 6	112 01:10.680 David OZANNE	195 01:10.860 David JOHNSON	
ROW 5	38 01:09.600 Simon BLAKENEY-EDW	62 01:10.610 Simon EDWARDS	
ROW 4	42 01:08.810 Hamish MONRO	35 01:09.070 Ross KEELING	
ROW 3	61 01:08.400 Robert MOORE	31 01:08.660 Trevor SWETE	
ROW 2	5 01:05.760 Sue DARBYSHIRE	21 01:07.290 Jo BLAKENEY-EDWARD	
ROW 1	22 01:03.730 Tim KNELLER	29 01:04.650 Mark BRETT	

POLE

RESERVE - CAR 141 - MARK REECE

STANDARD & MODIFIED PRE-WAR CARS (VSCC SET 3)

LAP TIMES - RACE 4

5	Sue DARBYSHIRE									
Lap	1	2	3	4	5	6	7	8	9	10
1	1:12.44	1:04.67	1:03.67	1:06.16	1:04.75	1:04.65	1:05.24	1:03.72	1:05.03	
16	Mac HULBERT									
Lap	1	2	3	4	5	6	7	8	9	10
1	1:26.21	1:12.08	1:11.57	1:13.00	1:14.79	1:14.30	1:11.81	1:13.68		
21	Jo BLAKENEY-EDWARDS									
Lap	1	2	3	4	5	6	7	8	9	10
1	1:14.04	1:06.35	1:07.19							
22	Tim KNELLER									
Lap	1	2	3	4	5	6	7	8	9	10
1	1:12.21	1:04.36	1:03.97	1:07.12	1:03.81	1:04.55	1:05.08	1:03.89	1:04.78	
29	Mark BRETT									
Lap	1	2	3	4	5	6	7	8	9	10
1	1:11.39	1:06.08	1:04.30	1:06.08	1:05.57	1:08.67	1:04.85	1:07.96		
31	Trevor SWETE									
Lap	1	2	3	4	5	6	7	8	9	10
1	1:17.88	1:09.43	1:08.20	1:08.98	1:08.47	1:07.58	1:08.91			
33	John GUYATT									
Lap	1	2	3	4	5	6	7	8	9	10
1	1:19.47	1:08.16	1:10.97	1:09.33	1:09.58	1:10.46	1:10.45	1:12.47	1:14.24	
35	Ross KEELING									
Lap	1	2	3	4	5	6	7	8	9	10
1	1:15.96	1:11.16	1:11.82	1:12.66	1:10.25	1:08.53	1:10.28	1:12.65	1:14.68	
38	Simon BLAKENEY-EDWARDS									
Lap	1	2	3	4	5	6	7	8	9	10
1	1:24.59									
41	Clive TEMPLE									
Lap	1	2	3	4	5	6	7	8	9	10
1	1:27.86	1:14.32	1:14.32	1:14.36	1:16.46	1:14.56	1:15.88	1:17.43		
42	Hamish MONRO									
Lap	1	2	3	4	5	6	7	8	9	10
1	1:16.43	1:09.37	1:07.94	1:10.06	1:07.63	1:07.71	1:09.12			
48	John REEVE									
Lap	1	2	3	4	5	6	7	8	9	10
1	1:28.83	1:13.47	1:13.17	1:13.73	1:16.07	1:15.43	1:13.97	1:16.50		
49	Ian STANDING									
Lap	1	2	3	4	5	6	7	8	9	10
1	1:27.81	1:13.00	1:12.47	1:11.93	1:13.67					

51	Barry FOSTER										
	Lap	1	2	3	4	5	6	7	8	9	10
	1	1:24.19	1:11.49	1:11.18	1:09.55	1:12.55	1:11.31	1:09.87	1:12.96		
52	Anthony FENWICK-WILSON										
	Lap	1	2	3	4	5	6	7	8	9	10
	1	1:24.87	1:11.74	1:11.51	1:13.21	1:12.96	1:12.47	1:14.64	1:14.13		
56	Duncan POTTER										
	Lap	1	2	3	4	5	6	7	8	9	10
	1	1:25.79	1:13.53	1:12.06	1:12.06	1:13.27	1:13.71	1:12.65	1:14.85		
57	Fred BOOTHBY										
	Lap	1	2	3	4	5	6	7	8	9	10
	1	1:23.39	1:10.06	1:11.27	1:11.62	1:12.09	1:11.68	1:11.14	1:13.76		
61	Robert MOORE										
	Lap	1	2	3	4	5	6	7	8	9	10
	1	1:18.81	1:07.37	1:05.11	1:08.95	1:09.91	1:08.38	1:09.26	1:08.69	1:13.55	
62	Simon EDWARDS										
	Lap	1	2	3	4	5	6	7	8	9	10
	1	1:18.95	1:10.83	1:09.69	1:10.42	1:09.33	1:10.44	1:10.05	1:12.64	1:13.74	
70	Andrew BAKER										
	Lap	1	2	3	4	5	6	7	8	9	10
	1	1:29.79	1:13.93	1:13.88	1:13.70	1:17.03	1:15.73	1:14.53	1:14.52		
71	Anne BOURSOT										
	Lap	1	2	3	4	5	6	7	8	9	10
	1	1:45.80	1:30.66	1:38.24	1:33.19	1:27.68	1:31.84				
73	Simon JACKSON										
	Lap	1	2	3	4	5	6	7	8	9	10
	1	1:31.07	1:14.19	1:12.83	1:13.41	1:16.21	1:14.38	1:13.19	1:19.04		
87	Tim WADSWORTH										
	Lap	1	2	3	4	5	6	7	8	9	10
	1	1:33.58	1:18.44	1:18.85	1:18.90	1:18.82	1:20.48	1:27.81			
97	Dennis JOHNSON										
	Lap	1	2	3	4	5	6	7	8	9	10
	1	1:30.43	1:18.87	1:17.59	1:18.60	1:18.40	1:19.59	1:21.47	1:20.39		
99	Andy CAWLEY										
	Lap	1	2	3	4	5	6	7	8	9	10
	1	1:41.52	1:27.77	1:27.08	1:29.44	1:30.43	1:29.61	1:32.80			
102	Andrew HARRINGTON										
	Lap	1	2	3	4	5	6	7	8	9	10
	1	1:50.58	1:35.63	1:38.20	1:35.77	1:36.28	1:35.96				
112	David OZANNE										
	Lap	1	2	3	4	5	6	7	8	9	10
	1	1:22.39	1:09.65	1:08.72	1:11.77	1:10.57	1:09.56	1:09.59	1:12.64	1:14.77	

123 Andy KING

Lap	1	2	3	4	5	6	7	8	9	10
1	1:34.14	1:19.88	1:20.07	1:20.14	1:17.89	1:20.78	1:19.97	1:21.76		

141 Mark REECE

Lap	1	2	3	4	5	6	7	8	9	10
1	1:33.33	1:17.42	1:17.60	1:17.85	1:18.92	1:18.74	1:20.41	1:17.75		

195 David JOHNSON

Lap	1	2	3	4	5	6	7	8	9	10
1	1:20.30	1:10.95	1:11.10	1:11.90	1:11.39	1:12.70	1:11.61	1:14.22		

Lap Chart

STANDARD & MODIFIED PRE-WAR CARS (VSCC SET 3) - RACE 4

Lap 1		Lap 2		Lap 3		Lap 4		Lap 5		Lap 6		Lap 7		Lap 8		Lap 9		Lap 10	
No	Time	No	Time	No	Time	No	Time	No	Time	No	Time	No	Time	No	Time	No	Time	No	Time
29	1:11.39	22	2:16.57	22	3:20.54	5	4:26.94	22	5:31.47	22	6:36.02	22	7:41.10	22	8:44.99	22	9:49.77		
22	1:12.21	5	2:17.11	5	3:20.78	22	4:27.66	5	5:31.69	5	6:36.34	5	7:41.58	5	8:45.30	5	9:50.33		
5	1:12.44	29	2:17.47	29	3:21.77	29	4:27.85	29	5:33.42	102	6:40.18 *2	41	7:41.88 *1	48	8:54.67 *1	102	9:52.42 *3		
21	1:14.04	21	2:20.39	102	3:26.21 *1	99	4:36.37 *1	123	5:34.23 *1	29	6:42.09	73	7:42.09 *1	29	8:54.90	52	9:55.53 *1		
35	1:15.96	42	2:25.80	21	3:27.58	61	4:40.24	61	5:50.15	97	6:43.89 *1	70	7:44.06 *1	73	8:55.28 *1	16	9:57.44 *1		
42	1:16.43	61	2:26.18	61	3:31.29	42	4:43.80	42	5:51.43	141	6:45.12 *1	29	7:46.94	41	8:57.76 *1	56	9:57.92 *1		
31	1:17.88	35	2:27.12	42	3:33.74	31	4:44.49	31	5:52.96	87	6:48.59 *1	71	7:55.57 *2	70	8:58.59 *1	48	10:11.17 *1		
61	1:18.81	31	2:27.31	31	3:35.51	33	4:47.93	33	5:57.51	123	6:52.12 *1	97	8:03.48 *1	99	9:05.85 *2	70	10:13.11 *1		
62	1:18.95	33	2:27.63	33	3:38.60	62	4:49.89	62	5:59.22	61	6:58.53	141	8:03.86 *1	61	9:16.48	73	10:14.32 *1		
33	1:19.47	62	2:29.78	35	3:38.94	35	4:51.60	35	6:01.85	42	6:59.14	61	8:07.79	141	9:24.27 *1	41	10:15.19 *1		
195	1:20.30	195	2:31.25	62	3:39.47	112	4:52.53	112	6:03.10	31	7:00.54	42	8:08.26	97	9:24.95 *1	61	10:30.03		
112	1:22.39	112	2:32.04	112	3:40.76	195	4:54.25	195	6:05.64	33	7:07.97	87	8:09.07 *1	71	9:27.41 *2	99	10:38.65 *2		
57	1:23.39	57	2:33.45	195	3:42.35	71	4:54.70 *1	99	6:05.81 *1	62	7:09.66	31	8:09.45	33	9:30.89	141	10:42.02 *1		
51	1:24.19	51	2:35.68	57	3:44.72	57	4:56.34	57	6:08.43	35	7:10.38	123	8:12.90 *1	62	9:32.35	33	10:45.13		
38	1:24.59	52	2:36.61	51	3:46.86	51	4:56.41	51	6:08.96	112	7:12.66	102	8:16.46 *2	123	9:32.87 *1	97	10:45.34 *1		
52	1:24.87	16	2:38.29	52	3:48.12	52	5:01.33	52	6:14.29	195	7:18.34	33	8:18.42	35	9:33.31	62	10:46.09		
56	1:25.79	56	2:39.32	16	3:49.86	16	5:02.86	56	6:16.71	57	7:20.11	62	8:19.71	112	9:34.89	35	10:47.99		
16	1:26.21	49	2:40.81	56	3:51.38	56	5:03.44	16	6:17.65	51	7:20.27	35	8:20.66	87	9:36.88 *1	112	10:49.66		
49	1:27.81	41	2:42.18	49	3:53.28	102	5:04.41 *1	49	6:18.88	52	7:26.76	112	8:22.25	51	9:43.10	123	10:54.63 *1		
41	1:27.86	48	2:42.30	48	3:55.47	49	5:05.21	48	6:25.27	56	7:30.42	195	8:29.95	195	9:44.17				
48	1:28.83	70	2:43.72	41	3:56.50	48	5:09.20	41	6:27.32	16	7:31.95	51	8:30.14	57	9:45.01				
70	1:29.79	73	2:45.26	70	3:57.60	41	5:10.86	73	6:27.71	99	7:36.24 *1	57	8:31.25						
97	1:30.43	97	2:49.30	73	3:58.09	70	5:11.30	71	6:27.89 *1	48	7:40.70	52	8:41.40						
73	1:31.07	141	2:50.75	97	4:06.89	73	5:11.50	70	6:28.33			56	8:43.07						
141	1:33.33	87	2:52.02	141	4:08.35	97	5:25.49					16	8:43.76						
87	1:33.58	123	2:54.02	87	4:10.87	141	5:26.20												
123	1:34.14	99	3:09.29	123	4:14.09	87	5:29.77												
99	1:41.52	71	3:16.46																
71	1:45.80																		
102	1:50.58																		



HANDICAP RACE FOR EDWARDIAN CARS

RESULT - RACE 5

PI	No	CI	Name	Car	Laps	Time	Behind	MPH	Best Lap on	MPH
1	105		Roger TWELVETREES	Wolseley 16/20	8	10:10.28		55.68	1:23.65	2 58.03
2	114		Andrew HOWE-DAVIES	Scat Racer	8	11:01.59	51.31	61.49	1:16.46	8 63.49
3	117		Rob HUBBARD	Sunbeam 16/20	8	11:05.30	55.02	58.37	1:20.24	2 60.50
4	100		Tom WALKER	Hispano Suiza Alfonso 2St	8	11:06.85	56.57	55.54	1:23.79	4 57.93
5	93		Jack BOND	Vauxhall A/D Type	8	11:13.00	1:02.72	57.70	1:21.76	5 59.37
6	86		Hugh MACKINTOSH	Hudson Super Six Racer	8	11:13.86	1:03.58	61.27	1:15.86	4 63.99
7	85		Leslie MURRAY	De Dion Bouton/Curtis Ox	8	11:15.45	1:05.17	61.11	1:15.86	4 63.99
8	104		Ron BIRKETT	Dodge Hornsted	8	11:16.55	1:06.27	52.56	1:29.89	3 54.00
9	45		Richard SCALDWELL	De Dietrich 130 HP Course	8	11:20.32	1:10.04	67.18	1:09.03	4 70.32
10	115		John POLSON	Talbot 12 HP	8	11:20.78	1:10.50	59.67	1:18.62	8 61.74
11	121		Peter WILSON	Brasier Voiture De Course	7	10:16.38	1 Lap	56.50	1:23.50	3 58.13
12	60		Ben COLLINGS	Mercedes 60HP	7	10:16.96	1 Lap	64.51	1:13.29	8 66.23
13	116		Nicholas HILDYARD	Theophile Schneider Aero	7	10:34.74	1 Lap	56.19	1:24.41	3 57.51
14	118		David BIGGINS	Daimler Mercedes Rennwa	7	10:34.91	1 Lap	54.81	1:25.94	7 56.48
15	7		John BRYDON	CGV Sports	7	11:44.12	1 Lap	49.31	1:31.90	3 52.82
<u>Not-Classified</u>										
	103		Luke ROBERTS	Bianchi 28/40	6	8:09.07	DNF	55.92	1:23.67	2 58.02
<u>Fastest Lap</u>										
	45		Richard SCALDWELL	De Dietrich 130 HP Cou					1:09.03	4 70.32

Start Time : 14:41

Mallory Park

12 Aug 17 14:58

Clerk of Course:

Time Issued:

Chief Timekeeper:

THESE RESULTS ARE PROVISIONAL UNTIL THE CONCLUSION OF ANY JUDICIAL AND TECHNICAL MATTERS

Timing by HS Sports Ltd - Results and Lap Times at www.theresultslive.co.uk/vintage-sports-car-club

RACE NUMBER 5: 8 LAPS

Drop Number	Grid Row	Cars are shown with their number of credit laps ie how many laps they will start with.			Secs
5	9	100 <input type="text" value="1"/>		103 <input type="text" value="1"/>	0.55
	8		85 <input type="text"/>	86 <input type="text"/>	
	7	104 <input type="text" value="1"/>		<input type="text"/>	
	6		115 <input type="text"/>	116 <input type="text"/>	
	5	45 <input type="text" value="-1"/>		114 <input type="text"/>	
	4		118 <input type="text"/>	121 <input type="text"/>	
	3	60 <input type="text" value="-1"/>		7 <input type="text"/>	
	2		117 <input type="text"/>	<input type="text"/>	
	1	105 <input type="text" value="1"/>		93 <input type="text"/>	

Front Of Grid

Issue No 1

Cars 100,103,104,105 will race for 7 Laps, 45,60 will race for 9 Laps

Signed

Handicapper

CoC

Issued at

12 Aug 2017 12:42

HANDICAP RACE FOR EDWARDIAN CARS

LAP TIMES - RACE 5

7	John BRYDON									
Lap	1	2	3	4	5	6	7	8	9	10
1	2:01.09	1:33.05	1:31.90	1:38.24	1:47.25	1:38.00	1:34.59			
45	Richard SCALDWELL									
Lap	1	2	3	4	5	6	7	8	9	10
1	1:10.42	1:12.29	1:09.03	1:10.73	1:09.42	1:13.52	1:11.03	1:10.62		
60	Ben COLLINGS									
Lap	1	2	3	4	5	6	7	8	9	10
1	1:14.97	1:14.66	1:14.66	1:13.97	1:14.03	1:16.42	1:13.29			
85	Leslie MURRAY									
Lap	1	2	3	4	5	6	7	8	9	10
1	2:14.11	1:20.20	1:18.36	1:15.86	1:17.35	1:16.70	1:16.27	1:16.60		
86	Hugh MACKINTOSH									
Lap	1	2	3	4	5	6	7	8	9	10
1	2:07.07	1:21.21	1:18.79	1:15.86	1:18.30	1:17.19	1:16.62	1:18.82		
93	Jack BOND									
Lap	1	2	3	4	5	6	7	8	9	10
1	1:33.66	1:23.38	1:22.75	1:22.29	1:21.76	1:22.02	1:23.08	1:24.06		
100	Tom WALKER									
Lap	1	2	3	4	5	6	7	8	9	10
1		2:34.28	1:24.66	1:24.33	1:23.79	1:24.58	1:29.92	1:25.29		
103	Luke ROBERTS									
Lap	1	2	3	4	5	6	7	8	9	10
1		2:33.72	1:23.67	1:23.76	1:23.78	1:24.14				
104	Ron BIRKETT									
Lap	1	2	3	4	5	6	7	8	9	10
1		2:14.03	1:30.75	1:29.89	1:30.78	1:30.59	1:30.37	1:30.14		
105	Roger TWELVETREES									
Lap	1	2	3	4	5	6	7	8	9	10
1		1:37.38	1:23.65	1:25.07	1:24.40	1:26.35	1:26.98	1:26.45		
114	Andrew HOWE-DAVIES									
Lap	1	2	3	4	5	6	7	8	9	10
1	1:57.62	1:20.94	1:17.51	1:19.20	1:16.68	1:16.57	1:16.61	1:16.46		
115	John POLSON									
Lap	1	2	3	4	5	6	7	8	9	10
1	2:03.19	1:20.59	1:19.98	1:19.55	1:18.68	1:20.00	1:20.17	1:18.62		
116	Nicholas HILDYARD									
Lap	1	2	3	4	5	6	7	8	9	10
1	2:03.45	1:24.56	1:24.41	1:25.34	1:25.46	1:26.28	1:25.24			

117 Rob HUBBARD

Lap	1	2	3	4	5	6	7	8	9	10
1	1:35.04	1:20.24	1:21.50	1:21.48	1:21.91	1:21.57	1:22.50	1:21.06		

118 David BIGGINS

Lap	1	2	3	4	5	6	7	8	9	10
1	1:56.34	1:26.46	1:26.09	1:26.05	1:26.64	1:27.39	1:25.94			

121 Peter WILSON

Lap	1	2	3	4	5	6	7	8	9	10
1	1:46.78	1:25.10	1:23.50	1:26.12	1:25.29	1:24.06	1:25.53			

Lap Chart

HANDICAP RACE FOR EDWARDIAN CARS - RACE 5

Lap 1		Lap 2		Lap 3		Lap 4		Lap 5		Lap 6		Lap 7		Lap 8		Lap 9		Lap 10	
No	Time	No	Time	No	Time	No	Time	No	Time	No	Time	No	Time	No	Time	No	Time	No	Time
93	1:33.66	105	1:37.38	105	3:01.03	105	4:26.10	105	5:50.50	105	7:16.85	105	8:43.83	105	10:10.28				
117	1:35.04	121	1:46.78 *1	45	3:03.68 *2	121	4:35.38 *1	114	5:55.27 *1	86	7:21.23 *1	121	8:50.85 *1	121	10:16.38 *1				
		118	1:56.34 *1	121	3:11.88 *1	114	4:36.07 *1	121	6:01.50 *1	115	7:21.99 *1	45	8:58.67 *1	60	10:16.96 *1				
		114	1:57.62 *1	114	3:18.56 *1	115	4:43.76 *1	86	6:02.93 *1	85	7:25.88 *1	60	9:03.67 *1	116	10:34.74 *1				
		7	2:01.09 *1	118	3:22.80 *1	86	4:47.07 *1	115	6:03.31 *1	121	7:26.79 *1	118	9:08.97 *1	118	10:34.91 *1				
		115	2:03.19 *1	115	3:23.78 *1	118	4:48.89 *1	85	6:08.53 *1	118	7:41.58 *1	116	9:09.50 *1	114	11:01.59				
		116	2:03.45 *1	116	3:28.01 *1	116	4:52.42 *1	118	6:14.94 *1	116	7:43.22 *1	100	9:41.56	117	11:05.30				
		86	2:07.07 *1	86	3:28.28 *1	85	4:52.67 *1	116	6:17.76 *1	45	7:45.15 *1	117	9:44.24	100	11:06.85				
		104	2:14.03	7	3:34.14 *1	7	5:06.04 *1	60	6:33.22 *1	60	7:47.25 *1	114	9:45.13	93	11:13.00				
		85	2:14.11 *1	85	3:34.31 *1	104	5:14.67	45	6:35.73 *1	103	8:09.07	104	9:46.41	86	11:13.86				
		103	2:33.72	104	3:44.78	60	5:19.25 *1	7	6:44.28 *1	100	8:11.64	93	9:48.94	85	11:15.45				
		100	2:34.28	103	3:57.39	103	5:21.15	103	6:44.93	104	8:16.04	86	9:55.04	104	11:16.55				
		60	2:49.93 *1	100	3:58.94	100	5:23.27	104	6:45.45	117	8:21.74	85	9:58.85	45	11:20.32				
		117	2:55.28	60	4:04.59 *1	45	5:25.00 *1	100	6:47.06	93	8:25.86	115	10:02.16	115	11:20.78				
		93	2:57.04	45	4:15.97 *1	117	5:38.26	117	7:00.17	114	8:28.52	7	10:09.53 *1	7	11:44.12 *1				
				117	4:16.78	93	5:42.08	93	7:03.84	7	8:31.53 *1	45	10:09.70						
				93	4:19.79			114	7:11.95	86	8:38.42								
										115	8:41.99								
										85	8:42.58								



SCRATCH RACE FOR PRE-WAR CARS (VSCC SET 5)

RESULT - RACE 6

Pl	No	Cl	Name	Car	Laps	Time	Behind	MPH	Best Lap on	MPH Handicap
1	34		Julian GRIMWADE	Frazer Nash Single Seat	12	12:14.22		79.34	59.82	2 81.15
2	11		Rodney SEBER	Wolseley Hornet Special	12	12:17.03	2.81	79.03	1:00.37	11 80.41
3	27		Harry PAINTER	MG PA 2Str	12	12:40.59	26.37	76.59	1:02.17	8 78.08
4	23		Mike PAINTER	MG Kayne	12	12:43.40	29.18	76.30	1:01.87	11 78.46 20.96 *
5	40		Robert MIDDLETON	Aston Martin Speed 'Red	11	12:20.11	1 Lap	72.15	1:04.34	3 75.45 32.37
6	28		David LEWIS	Alvis Firebird/Speed 25	11	12:40.40	1 Lap	70.22	1:03.36	4 76.61 63.44
7	112		David OZANNE	Aston Martin Speed Ulster	11	13:00.73	1 Lap	68.39	1:08.71	2 70.65 24.92
8	43		Rupert MANN	Riley Special	10	12:20.22	2 Laps	65.58	1:11.07	2 68.30 29.52
9	68		Andrew CROYSBILL	Riley 12/4	10	12:43.16	2 Laps	63.61	1:13.91	9 65.68 24.06
Not-Classified										
	120		Christian PEDERSEN	Austin 7 Special	10	10:32.86	DNF	76.70	1:01.21	3 79.30
	39		Jeffrey EDWARDS	Alvis Sports Special	10	12:11.48	DNF	66.36	1:05.79	7 73.78
Fastest Lap										
	34		Julian GRIMWADE	Frazer Nash Single Seat					59.82	2 81.15

Start Time : 15:00

Mallory Park

12 Aug 17 15:20

Clerk of Course:

Time Issued:

Chief Timekeeper:

THESE RESULTS ARE PROVISIONAL UNTIL THE CONCLUSION OF ANY JUDICIAL AND TECHNICAL MATTERS

Timing by HS Sports Ltd - Results and Lap Times at www.theresultslive.co.uk/vintage-sports-car-club

RACE GRID

SCRATCH RACE FOR PRE-WAR CARS (VSCC SET 5)

RACE 6

ROW 8

ROW 7

ROW 6

ROW 5

ROW 4

ROW 3

ROW 2

ROW 1

68 01:13.630
Andrew CROYSDILL

92 01:25.250
Richard ILIFFE

112 01:10.680
David OZANNE

43 01:12.380
Rupert MANN

39 01:09.670
Jeffrey EDWARDS

64 01:10.010
Paul WESTON

28 01:05.360
David LEWIS

40 01:06.520
Robert MIDDLETON

11 01:02.970
Rodney SEBER

23 01:03.080
Mike PAINTER

3 01:02.730
Tony LEES

27 01:02.730
Harry PAINTER

34 00:59.900
Julian GRIMWADE

120 01:02.510
Christian PEDERSEN

POLE

SCRATCH RACE FOR PRE-WAR CARS (VSCC SET 5)

LAP TIMES - RACE 6

11 Rodney SEBER

Lap	1	2	3	4	5	6	7	8	9	10
1	1:08.86	1:00.48	1:00.56	1:00.42	1:00.38	1:01.04	1:00.59	1:01.29	1:01.60	1:00.46
11	1:00.37	1:00.98								

23 Mike PAINTER

Lap	1	2	3	4	5	6	7	8	9	10
1	1:11.87	1:04.23	1:03.89	1:03.14	1:02.97	1:02.97	1:02.51	1:02.81	1:02.61	1:02.39
11	1:01.87	1:02.14								

27 Harry PAINTER

Lap	1	2	3	4	5	6	7	8	9	10
1	1:11.56	1:03.05	1:02.79	1:02.60	1:02.48	1:02.41	1:03.23	1:02.17	1:02.31	1:02.52
11	1:02.56	1:02.91								

28 David LEWIS

Lap	1	2	3	4	5	6	7	8	9	10
1	1:12.47	1:03.91	1:04.06	1:03.36	1:23.51	1:04.23	1:05.47	1:18.47	1:09.43	1:07.29
11	1:08.20									

34 Julian GRIMWADE

Lap	1	2	3	4	5	6	7	8	9	10
1	1:06.56	59.82	1:00.43	1:01.36	1:01.31	1:01.11	1:00.08	1:00.34	1:01.79	1:01.14
11	1:00.02	1:00.26								

39 Jeffrey EDWARDS

Lap	1	2	3	4	5	6	7	8	9	10
1	1:15.66	1:06.00	1:05.88	1:07.48	1:08.29	1:07.07	1:05.79	1:48.87	1:17.16	1:09.28

40 Robert MIDDLETON

Lap	1	2	3	4	5	6	7	8	9	10
1	1:13.41	1:04.68	1:04.34	1:05.11	1:07.38	1:06.67	1:06.47	1:06.70	1:06.56	1:07.64
11	1:11.15									

43 Rupert MANN

Lap	1	2	3	4	5	6	7	8	9	10
1	1:19.41	1:11.07	1:20.91	1:14.28	1:12.67	1:13.66	1:11.56	1:12.78	1:11.96	1:11.92

68 Andrew CROYS DILL

Lap	1	2	3	4	5	6	7	8	9	10
1	1:24.88	1:15.60	1:16.80	1:15.74	1:16.00	1:15.62	1:15.81	1:14.08	1:13.91	1:14.72

112 David OZANNE

Lap	1	2	3	4	5	6	7	8	9	10
1	1:17.47	1:08.71	1:09.51	1:10.10	1:12.77	1:11.48	1:10.97	1:10.84	1:09.72	1:09.57
11	1:09.59									

120 Christian PEDERSEN

Lap	1	2	3	4	5	6	7	8	9	10
1	1:09.17	1:01.44	1:01.21	1:02.09	1:03.45	1:02.74	1:03.39	1:01.25	1:04.40	1:03.72

Lap Chart

SCRATCH RACE FOR PRE-WAR CARS (VSCC SET 5) - RACE 6

Lap 1		Lap 2		Lap 3		Lap 4		Lap 5		Lap 6		Lap 7		Lap 8		Lap 9		Lap 10	
No	Time	No	Time	No	Time	No	Time	No	Time	No	Time	No	Time	No	Time	No	Time	No	Time
34	1:06.56	34	2:06.38	34	3:06.81	34	4:08.17	34	5:09.48	34	6:10.59	34	7:10.67	34	8:11.01	34	9:12.80	34	10:13.94
11	1:08.86	11	2:09.34	11	3:09.90	11	4:10.32	11	5:10.70	11	6:11.74	11	7:12.33	11	8:13.62	11	9:15.22	68	10:14.53 *2
120	1:09.17	120	2:10.61	120	3:11.82	120	4:13.91	68	5:13.02 *1	43	6:18.34 *1	120	7:23.49	112	8:21.01 *1	28	9:15.48 *1	11	10:15.68
27	1:11.56	27	2:14.61	27	3:17.40	27	4:20.00	120	5:17.36	120	6:20.10	27	7:28.12	120	8:24.74	120	9:29.14	28	10:24.91 *1
23	1:11.87	23	2:16.10	23	3:19.99	23	4:23.13	27	5:22.48	27	6:24.89	23	7:31.58	27	8:30.29	112	9:31.85 *1	120	10:32.86
28	1:12.47	28	2:16.38	28	3:20.44	28	4:23.80	23	5:26.10	68	6:29.02 *1	43	7:32.00 *1	23	8:34.39	27	9:32.60	27	10:35.12
40	1:13.41	40	2:18.09	40	3:22.43	40	4:27.54	40	5:34.92	23	6:29.07	68	7:44.64 *1	43	8:43.56 *1	23	9:37.00	23	10:39.39
39	1:15.66	39	2:21.66	39	3:27.54	39	4:35.02	39	5:43.31	40	6:41.59	40	7:48.06	40	8:54.76	39	9:45.04 *1	112	10:41.57 *1
112	1:17.47	112	2:26.18	112	3:35.69	112	4:45.79	28	5:47.31	39	6:50.38	39	7:56.17	68	9:00.45 *1	43	9:56.34 *1	39	11:02.20 *1
43	1:19.41	43	2:30.48	43	3:51.39	43	5:05.67	112	5:58.56	28	6:51.54	28	7:57.01			40	10:01.32	43	11:08.30 *1
68	1:24.88	68	2:40.48	68	3:57.28					112	7:10.04							40	11:08.96

Lap Chart

SCRATCH RACE FOR PRE-WAR CARS (VSCC SET 5) - RACE 6

Lap 11		Lap 12		Lap 13		Lap 14		Lap 15		Lap 16		Lap 17		Lap 18		Lap 19		Lap 20	
No	Time	No	Time	No	Time	No	Time	No	Time	No	Time	No	Time	No	Time	No	Time	No	Time
34	11:13.96	34	12:14.22																
11	11:16.05	11	12:17.03																
68	11:28.44 *2	40	12:20.11 *1																
28	11:32.20 *1	43	12:20.22 *2																
27	11:37.68	28	12:40.40 *1																
23	11:41.26	27	12:40.59																
112	11:51.14 *1	68	12:43.16 *2																
39	12:11.48 *1	23	12:43.40																
		112	13:00.73 *1																



FJHRA/HSCC SILVERLINE HISTORIC FORMULA JUNIOR

RESULT - RACE 7

PI	No	CI	Name	Car	Laps	Time	Behind	MPH	Best Lap on	MPH	
1	9		Peter DE LA ROCHE	Lola Mk 2	16	14:59.94		86.30	4	88.36	
2	15		Ian PHILLIPS	BMC Mk 1	16	15:18.76	18.82	84.54	2	85.90	
3	38		Mike FOWLER	Gemini Mk II	16	15:25.13	25.19	83.95	2	85.95	
4	22		Robin LACKFORD	Elva 100	16	15:43.56	43.62	82.31	9	83.38	
5	90		Mark HAYNES	Nota FJ	16	15:58.26	58.32	81.05	7	82.51	
6	31		Hans CIERS	Mallock Mk 3	14	15:13.64	2 Laps	74.38	1:02.58	14	77.57
7	66		Tony PEARSON	Bandini FJ	14	15:14.50	2 Laps	74.31	1:02.28	13	77.94
<u>Not-Classified</u>											
	4		Graham BARRON	Gemini MK II	2	2:11.27	DNF	73.96	1:03.17	2	76.84
	119		Anthony SMITH	Elva 100	1	1:05.41	DNF	74.21		0	0.00
<u>Fastest Lap</u>											
	9		Peter DE LA ROCHE	Lola Mk 2					54.94	4	88.36

Start Time : 15:34

Mallory Park

12 Aug 17 15:52

Clerk of Course:

Time Issued:


Chief Timekeeper:

THESE RESULTS ARE PROVISIONAL UNTIL THE CONCLUSION OF ANY JUDICIAL AND TECHNICAL MATTERS

Timing by HS Sports Ltd - Results and Lap Times at www.theresultslive.co.uk/vintage-sports-car-club




RACE GRID



FJHRA/HSCC SILVERLINE HISTORIC FORMULA JUNIOR

RACE 7

ROW 6		4 01:11.570 Graham BARRON		
ROW 5	31 01:03.080 Hans CIERS		66 01:03.300 Tony PEARSON	
ROW 4		90 01:00.000 Mark HAYNES		13 01:02.400 John ARNOLD
ROW 3	119 00:57.790 Anthony SMITH		22 00:58.580 Robin LACKFORD	
ROW 2		38 00:57.430 Mike FOWLER		15 00:57.520 Ian PHILLIPS
ROW 1	9 00:55.340 Peter DE LA ROCHE		29 00:56.070 William GRIMSHAW	
POLE				



FJHRA/HSCC SILVERLINE HISTORIC FORMULA JUNIOR

LAP TIMES - RACE 7

4	Graham BARRON									
Lap	1	2	3	4	5	6	7	8	9	10
1	1:08.10	1:03.17								

9	Peter DE LA ROCHE									
Lap	1	2	3	4	5	6	7	8	9	10
1	1:00.24	55.45	55.53	54.94	55.13	54.98	55.58	55.30	56.02	56.13
11	57.23	56.69	57.02	57.34	56.26	56.10				

15	Ian PHILLIPS									
Lap	1	2	3	4	5	6	7	8	9	10
1	1:01.41	56.51	57.60	57.52	56.84	56.54	56.70	57.54	57.88	56.75
11	57.31	57.77	57.30	56.90	56.99	57.20				

22	Robin LACKFORD									
Lap	1	2	3	4	5	6	7	8	9	10
1	1:04.30	58.32	58.83	58.50	59.18	58.67	58.40	58.63	58.22	58.52
11	58.94	58.46	58.54	59.07	58.61	58.37				

31	Hans CIERS									
Lap	1	2	3	4	5	6	7	8	9	10
1	1:12.23	1:04.79	1:06.01	1:04.81	1:04.71	1:04.33	1:05.07	1:04.46	1:04.75	1:06.43
11	1:06.35	1:03.75	1:03.37	1:02.58						

38	Mike FOWLER									
Lap	1	2	3	4	5	6	7	8	9	10
1	1:02.24	56.48	57.72	57.04	57.21	56.58	56.60	57.60	57.90	57.69
11	57.59	57.40	57.77	58.27	58.49	58.55				

66	Tony PEARSON									
Lap	1	2	3	4	5	6	7	8	9	10
1	1:10.94	1:04.03	1:04.30	1:03.64	1:03.74	1:05.79	1:05.85	1:06.28	1:06.79	1:06.59
11	1:06.16	1:05.33	1:02.28	1:02.78						

90	Mark HAYNES									
Lap	1	2	3	4	5	6	7	8	9	10
1	1:06.23	59.71	59.88	59.60	59.30	59.98	58.83	59.52	59.17	59.66
11	59.37	59.85	59.50	59.50	59.26	58.90				

119	Anthony SMITH									
Lap	1	2	3	4	5	6	7	8	9	10
1	1:05.41									

Lap Chart

FJHRA/HSCC SILVERLINE HISTORIC FORMULA JUNIOR - RACE 7

Lap 1		Lap 2		Lap 3		Lap 4		Lap 5		Lap 6		Lap 7		Lap 8		Lap 9		Lap 10	
No	Time	No	Time	No	Time	No	Time	No	Time	No	Time	No	Time	No	Time	No	Time	No	Time
9	1:00.24	9	1:55.69	9	2:51.22	9	3:46.16	9	4:41.29	9	5:36.27	9	6:31.85	9	7:27.15	9	8:23.17	9	9:19.30
15	1:01.41	15	1:57.92	15	2:55.52	15	3:53.04	15	4:49.88	15	5:46.42	66	6:32.44 *1	66	7:38.29 *1	15	8:38.54	15	9:35.29
38	1:02.24	38	1:58.72	38	2:56.44	38	3:53.48	38	4:50.69	38	5:47.27	31	6:36.88 *1	15	7:40.66	38	8:39.37	38	9:37.06
22	1:04.30	22	2:02.62	22	3:01.45	22	3:59.95	22	4:59.13	22	5:57.80	15	6:43.12	38	7:41.47	66	8:44.57 *1	31	9:51.16 *1
119	1:05.41	90	2:05.94	90	3:05.82	90	4:05.42	90	5:04.72	90	6:04.70	38	6:43.87	31	7:41.95 *1	31	8:46.41 *1	66	9:51.36 *1
90	1:06.23	4	2:11.27	66	3:19.27	66	4:22.91	66	5:26.65	22	6:56.20	22	7:54.83	22	8:53.05	22	8:53.05	22	9:51.57
4	1:08.10	66	2:14.97	31	3:23.03	31	4:27.84	31	5:32.55	90	7:03.53	90	8:03.05	90	9:02.22	90	9:02.22	90	10:01.88
66	1:10.94	31	2:17.02																
31	1:12.23																		

Lap Chart

FJHRA/HSCC SILVERLINE HISTORIC FORMULA JUNIOR - RACE 7

Lap 11		Lap 12		Lap 13		Lap 14		Lap 15		Lap 16		Lap 17		Lap 18		Lap 19		Lap 20	
No	Time	No	Time	No	Time	No	Time	No	Time	No	Time	No	Time	No	Time	No	Time	No	Time
9	10:16.53	9	11:13.22	9	12:10.24	9	13:07.58	9	14:03.84	9	14:59.94								
15	10:32.60	15	11:30.37	15	12:27.67	31	13:07.69 *2	31	14:11.06 *2	31	15:13.64 *2								
38	10:34.65	38	11:32.05	38	12:29.82	66	13:09.44 *2	66	14:11.72 *2	66	15:14.50 *2								
22	10:50.51	22	11:48.97	22	12:47.51	15	13:24.57	15	14:21.56	15	15:18.76								
31	10:57.59 *1	90	12:01.10	90	13:00.60	38	13:28.09	38	14:26.58	38	15:25.13								
66	10:57.95 *1	31	12:03.94 *1			22	13:46.58	22	14:45.19	22	15:43.56								
90	11:01.25	66	12:04.11 *1			90	14:00.10	90	14:59.36	90	15:58.26								



HANDICAP RACE FOR PRE-WAR CARS (VSCC SET 6)

RESULT - RACE 8

PI	No	Cl	Name	Car	Laps	Time	Behind	MPH	Best Lap on	MPH
1	32		Richard ILIFFE	Riley Elf	6	6:48.47		74.97	1:01.50	6 78.93
2	34		Julian GRIMWADE	Frazer Nash Single Seat	6	6:51.78	3.31	78.34	57.87	6 83.88
3	111		Tony SEBER	Wolseley Hornet Special	6	6:54.84	6.37	75.68	1:00.96	2 79.63
4	30		Michael JAMES	Riley 12/4 TT Sprite Rep	6	6:59.92	11.45	74.70	1:01.31	2 79.18
5	6		Dougal CAWLEY	GN/Ford Piglet	6	6:59.99	11.52	76.65	59.37	6 81.76
6	83		Malcolm HILLS	Austin 7 Single Seat Racer	6	7:07.88	19.41	61.00	1:14.53	5 65.13
7	87		Tim WADSWORTH	Lagonda 2 Ltr L/C Tourer	6	7:11.38	22.91	59.00	1:18.40	5 61.92
8	80		Terry McGRATH	Amilcar CGSs	6	7:11.86	23.39	60.40	1:16.60	4 63.37
9	52		Anthony FENWICK-WILSON	Railton LS Tourer	6	7:13.88	25.41	67.13	1:10.54	6 68.82
10	59		Douglas MARTIN	Hillegass Sprint Car	6	7:14.59	26.12	67.02	1:09.82	5 69.53
11	58		Michael NEW	Riley 12/4	6	7:15.93	27.46	66.81	1:09.72	6 69.62
12	35		Ross KEELING	Delahaye 135Ms	6	7:17.85	29.38	67.29	1:07.62	2 71.79
13	54		James WHITMORE	Riley 12/4 Special	6	7:20.37	31.90	66.90	1:09.14	6 70.21
14	40		Robert MIDDLETON	Aston Martin Speed 'Red	6	7:21.96	33.49	66.65	1:07.89	2 71.50
15	44		Alexander HEWITSON	Riley 12/4 Special	6	7:23.35	34.88	66.44	1:06.86	4 72.60
16	194		James RICKETTS	Austin 7 Monoposto	6	7:27.26	38.79	65.12	1:11.82	3 67.59
17	75		Leonard LORD	Riley Falcon	6	7:28.84	40.37	59.37	1:17.57	4 62.58
18	65		Norman PEMBERTON	Talbot 95/105	6	7:44.78	56.31	62.67	1:14.63	4 65.04
19	67		David ASPLIN	Austin 7 Ulster Replica	6	7:54.23	1:05.76	54.64	1:25.55	4 56.74

Fastest Lap

34	Julian GRIMWADE	Frazer Nash Single Seat	57.87	6	83.88
----	-----------------	-------------------------	-------	---	-------

Start Time : 15:58

Mallory Park

12 Aug 17 16:07

Clerk of Course:

Time Issued:

Chief Timekeeper:

THESE RESULTS ARE PROVISIONAL UNTIL THE CONCLUSION OF ANY JUDICIAL AND TECHNICAL MATTERS

Timing by HS Sports Ltd - Results and Lap Times at www.theresultslive.co.uk/vintage-sports-car-club

RACE NUMBER 8: 6 LAPS

Drop Number	Grid Row	Cars are shown with their number of credit laps ie how many laps they will start with.				Secs
5	13	75 <input type="checkbox"/> 1				0.40
	12		6 <input type="checkbox"/>		34 <input type="checkbox"/>	
4	11	83 <input type="checkbox"/> 1				0.30
	10		67 <input type="checkbox"/> R3 1		80 <input type="checkbox"/> 1	
	9	30 <input type="checkbox"/>		111 <input type="checkbox"/>		
3	8		87 <input type="checkbox"/> 1			0.20
	7	32 <input type="checkbox"/>		89 <input type="checkbox"/> 1		
2	6		40 <input type="checkbox"/>		35 <input type="checkbox"/>	0.05
	5	54 <input type="checkbox"/>		39 <input type="checkbox"/> R2		
	4		31 <input type="checkbox"/>		44 <input type="checkbox"/>	
1	3	65 <input type="checkbox"/>		194 <input type="checkbox"/>		0.00
	2		58 <input type="checkbox"/> R1		59 <input type="checkbox"/>	
	1	50 <input type="checkbox"/>		52 <input type="checkbox"/>		

Front Of Grid

Issue No **1**
Cars 67,75,80,83,87,89 will race for 5 laps

Signed _____ Handicapper

CoC

Issued at

12 Aug 2017 12:44

HANDICAP RACE FOR PRE-WAR CARS (VSCC SET 6)

LAP TIMES - RACE 8

6	Dougal CAWLEY										
Lap	1	2	3	4	5	6	7	8	9	10	
1	1:54.31	1:01.11	1:00.76	1:02.17	1:02.27	59.37					
30	Michael JAMES										
Lap	1	2	3	4	5	6	7	8	9	10	
1	1:45.99	1:01.31	1:03.42	1:04.79	1:02.85	1:01.56					
32	Richard ILIFFE										
Lap	1	2	3	4	5	6	7	8	9	10	
1	1:35.75	1:03.43	1:03.80	1:02.30	1:01.69	1:01.50					
34	Julian GRIMWADE										
Lap	1	2	3	4	5	6	7	8	9	10	
1	1:52.42	58.48	1:00.45	1:03.40	59.16	57.87					
35	Ross KEELING										
Lap	1	2	3	4	5	6	7	8	9	10	
1	1:32.36	1:07.62	1:10.04	1:10.14	1:09.59	1:08.10					
40	Robert MIDDLETON										
Lap	1	2	3	4	5	6	7	8	9	10	
1	1:33.14	1:07.89	1:09.44	1:10.11	1:11.67	1:09.71					
44	Alexander HEWITSON										
Lap	1	2	3	4	5	6	7	8	9	10	
1	1:30.96	1:09.59	1:15.69	1:06.86	1:10.15	1:10.10					
52	Anthony FENWICK-WILSON										
Lap	1	2	3	4	5	6	7	8	9	10	
1	1:18.59	1:11.43	1:11.67	1:10.67	1:10.98	1:10.54					
54	James WHITMORE										
Lap	1	2	3	4	5	6	7	8	9	10	
1	1:32.89	1:09.32	1:09.69	1:09.40	1:09.93	1:09.14					
58	Michael NEW										
Lap	1	2	3	4	5	6	7	8	9	10	
1	1:19.89	1:11.37	1:11.52	1:12.41	1:11.02	1:09.72					
59	Douglas MARTIN										
Lap	1	2	3	4	5	6	7	8	9	10	
1	1:20.75	1:10.95	1:11.49	1:11.39	1:09.82	1:10.19					
65	Norman PEMBERTON										
Lap	1	2	3	4	5	6	7	8	9	10	
1	1:23.43	1:14.83	1:18.42	1:14.63	1:16.24	1:17.23					
67	David ASPLIN										
Lap	1	2	3	4	5	6	7	8	9	10	
1		2:07.67	1:26.90	1:26.86	1:25.55	1:27.25					

75	Leonard LORD									
Lap	1	2	3	4	5	6	7	8	9	10
1		2:13.92	1:18.20	1:20.23	1:17.57	1:18.92				
80	Terry McGRATH									
Lap	1	2	3	4	5	6	7	8	9	10
1		2:02.49	1:18.67	1:16.95	1:16.60	1:17.15				
83	Malcolm HILLS									
Lap	1	2	3	4	5	6	7	8	9	10
1		2:04.29	1:15.87	1:17.05	1:16.14	1:14.53				
87	Tim WADSWORTH									
Lap	1	2	3	4	5	6	7	8	9	10
1		1:55.34	1:18.88	1:19.69	1:19.07	1:18.40				
111	Tony SEBER									
Lap	1	2	3	4	5	6	7	8	9	10
1	1:44.94	1:00.96	1:04.03	1:01.91	1:01.76	1:01.24				
194	James RICKETTS									
Lap	1	2	3	4	5	6	7	8	9	10
1	1:21.54	1:12.01	1:11.82	1:13.65	1:13.19	1:15.05				

Lap Chart

HANDICAP RACE FOR PRE-WAR CARS (VSCC SET 6) - RACE 8

Lap 1		Lap 2		Lap 3		Lap 4		Lap 5		Lap 6		Lap 7		Lap 8		Lap 9		Lap 10	
No	Time	No	Time	No	Time	No	Time	No	Time	No	Time	No	Time	No	Time	No	Time	No	Time
52	1:18.59	87	1:55.34	87	3:14.22	87	4:33.91	32	5:46.97	32	6:48.47								
58	1:19.89	80	2:02.49	83	3:20.16	83	4:37.21	87	5:52.98	34	6:51.78								
59	1:20.75	83	2:04.29	80	3:21.16	80	4:38.11	83	5:53.35	111	6:54.84								
194	1:21.54	67	2:07.67	75	3:32.12	32	4:45.28	111	5:53.60	30	6:59.92								
65	1:23.43	75	2:13.92	67	3:34.57	111	4:51.84	34	5:53.91	6	6:59.99								
44	1:30.96	52	2:30.02	52	3:41.69	75	4:52.35	80	5:54.71	83	7:07.88								
35	1:32.36	58	2:31.26	58	3:42.78	52	4:52.36	30	5:58.36	87	7:11.38								
54	1:32.89	59	2:31.70	32	3:42.98	59	4:54.58	6	6:00.62	80	7:11.86								
40	1:33.14	194	2:33.55	59	3:43.19	34	4:54.75	52	6:03.34	52	7:13.88								
32	1:35.75	65	2:38.26	194	3:45.37	58	4:55.19	59	6:04.40	59	7:14.59								
111	1:44.94	32	2:39.18	111	3:49.93	30	4:55.51	58	6:06.21	58	7:15.93								
30	1:45.99	35	2:39.98	35	3:50.02	6	4:58.35	35	6:09.75	35	7:17.85								
34	1:52.42	44	2:40.55	40	3:50.47	194	4:59.02	75	6:09.92	54	7:20.37								
6	1:54.31	40	2:41.03	30	3:50.72	35	5:00.16	54	6:11.23	40	7:21.96								
		54	2:42.21	34	3:51.35	40	5:00.58	194	6:12.21	44	7:23.35								
		111	2:45.90	54	3:51.90	54	5:01.30	40	6:12.25	194	7:27.26								
		30	2:47.30	6	3:56.18	67	5:01.43	44	6:13.25	75	7:28.84								
		34	2:50.90	44	3:56.24	44	5:03.10	67	6:26.98	65	7:44.78								
		6	2:55.42	65	3:56.68	65	5:11.31	65	6:27.55	67	7:54.23								



PRE-1961 RACING CARS (VSCC SET 2)

RESULT - RACE 9

PI	No	CI	Name	Car	Laps	Time	Behind	MPH	Best Lap on	MPH Handicap
1	1		Duncan RICKETTS	Alta 2 Litre	16	15:29.56		83.55	55.77	2 87.04
2	4		Steve RUSSELL	Cooper Bristol Mkii	16	15:30.29	0.73	83.49	56.51	3 85.90
3	20		Julian WILTON	Cooper Bristol	16	16:16.12	46.56	79.57	58.72	12 82.67
4	9		Stephen SHOOSMITH	Bugatti T51	15	16:09.41	1 Lap	75.11	1:02.24	10 77.99 35.81
5	120		Christian PEDERSEN	Austin 7 Special	14	15:33.92	2 Laps	72.77	1:03.63	4 76.29 43.10
6	43		Rupert MANN	Riley Special	13	15:40.49	3 Laps	67.10	1:10.33	12 69.02 26.20 *
<u>Not-Classified</u>										
	69		Angus FROST	Austin/MG LA Special	9	10:09.59	DNF	71.67	1:05.08	9 74.59
	127		Charlie MARTIN	Connaught A Type	9	11:20.75	DNF	64.18	1:01.29	5 79.20
	17		Matt RICKETTS	Cooper Type 41	9	9:13.15	DNF	78.98	58.60	2 82.84
	134		Bill TUER	Morgan Racing	6	6:05.86	DNF	79.61	58.84	2 82.50
	47		Hamish BIBBY	Morgan Racing	6	6:08.02	DNF	79.14	59.03	2 82.23
	15		Simon FROST	Alta Norris Special	4	4:07.63	DNF	78.41	58.82	4 82.53
	40		Robert MIDDLETON	Aston Martin Speed 'Red D	3	4:04.78	DNF	59.49	1:19.87	2 60.78

Fastest Lap

1	Duncan RICKETTS	Alta 2 Litre	55.77	2	87.04
---	-----------------	--------------	-------	---	-------

Start Time : 16:12

Mallory Park

12 Aug 17 16:29

Clerk of Course:

Time Issued:

Chief Timekeeper:

THESE RESULTS ARE PROVISIONAL UNTIL THE CONCLUSION OF ANY JUDICIAL AND TECHNICAL MATTERS


Timing by HS Sports Ltd - Results and Lap Times at www.theresultslive.co.uk/vintage-sports-car-club

RACE GRID

PRE-1961 RACING CARS (VSCC SET 2)

RACE 9

ROW 8			
ROW 7	69 01:08.250 Angus FROST	43 01:12.380 Rupert MANN	
ROW 6		9 01:03.650 Stephen SHOOSMITH	40 01:06.520 Robert MIDDLETON
ROW 5	15 01:00.550 Simon FROST	120 01:02.510 Christian PEDERSEN	
ROW 4		134 00:59.760 Bill TUER	127 01:00.180 Charlie MARTIN
ROW 3	47 00:59.410 Hamish BIBBY	20 00:59.570 Julian WILTON	
ROW 2		119 00:58.590 Anthony SMITH	17 00:59.180 Matt RICKETTS
ROW 1	4 00:57.050 Steve RUSSELL	1 00:57.220 Duncan RICKETTS	
POLE			



PRE-1961 RACING CARS (VSCC SET 2)

LAP TIMES - RACE 9

1	Duncan RICKETTS									
Lap	1	2	3	4	5	6	7	8	9	10
1	1:02.45	55.77	56.24	58.35	58.26	58.75	58.56	57.75	57.58	58.23
11	58.03	58.63	57.82	57.19	57.60	58.35				
4	Steve RUSSELL									
Lap	1	2	3	4	5	6	7	8	9	10
1	1:03.23	57.28	56.51	56.97	57.68	58.58	58.76	57.86	57.71	57.96
11	57.98	58.82	57.74	57.13	57.50	58.58				
9	Stephen SHOOSMITH									
Lap	1	2	3	4	5	6	7	8	9	10
1	1:17.99	1:06.10	1:03.35	1:04.23	1:02.47	1:05.60	1:02.93	1:04.16	1:02.25	1:02.24
11	1:05.10	1:05.06	1:02.72	1:02.80	1:02.41					
15	Simon FROST									
Lap	1	2	3	4	5	6	7	8	9	10
1	1:10.18	59.28	59.35	58.82						
17	Matt RICKETTS									
Lap	1	2	3	4	5	6	7	8	9	10
1	1:05.12	58.60	59.60	59.86	1:00.72	1:01.68	1:02.03	1:02.12	1:03.42	
20	Julian WILTON									
Lap	1	2	3	4	5	6	7	8	9	10
1	1:07.82	1:00.93	58.77	59.80	1:01.21	1:01.39	1:01.68	1:00.07	1:02.25	1:01.65
11	1:02.05	58.72	1:01.39	59.79	59.55	59.05				
40	Robert MIDDLETON									
Lap	1	2	3	4	5	6	7	8	9	10
1	1:20.46	1:19.87	1:24.45							
43	Rupert MANN									
Lap	1	2	3	4	5	6	7	8	9	10
1	1:20.87	1:11.39	1:11.61	1:11.06	1:13.19	1:11.41	1:11.40	1:12.07	1:11.81	1:12.09
11	1:11.16	1:10.33	1:12.10							
47	Hamish BIBBY									
Lap	1	2	3	4	5	6	7	8	9	10
1	1:05.48	59.03	59.59	59.65	1:01.66	1:02.61				
69	Angus FROST									
Lap	1	2	3	4	5	6	7	8	9	10
1	1:17.07	1:05.59	1:05.71	1:06.90	1:07.46	1:06.00	1:09.93	1:05.85	1:05.08	
120	Christian PEDERSEN									
Lap	1	2	3	4	5	6	7	8	9	10
1	1:14.26	1:05.48	1:03.80	1:03.63	1:06.41	1:06.48	1:09.43	1:05.55	1:04.64	1:06.38
11	1:06.25	1:07.20	1:08.46	1:05.95						

127 Charlie MARTIN

Lap	1	2	3	4	5	6	7	8	9	10
1	1:10.33	1:02.04	1:57.16	1:57.16	1:02.47	1:01.29	1:03.22	1:03.92	1:03.17	

134 Bill TUER

Lap	1	2	3	4	5	6	7	8	9	10
1	1:06.62	58.84	59.06	59.54	1:00.13	1:01.67				

Lap Chart

PRE-1961 RACING CARS (VSCC SET 2) - RACE 9

Lap 1		Lap 2		Lap 3		Lap 4		Lap 5		Lap 6		Lap 7		Lap 8		Lap 9		Lap 10	
No	Time	No	Time	No	Time	No	Time	No	Time	No	Time	No	Time	No	Time	No	Time	No	Time
1	1:02.45	1	1:58.22	1	2:54.46	1	3:52.81	1	4:51.07	1	5:49.82	1	6:48.38	1	7:46.13	1	8:43.71	1	9:41.94
4	1:03.23	4	2:00.51	4	2:57.02	4	3:53.99	4	4:51.67	4	5:50.25	69	6:48.73 *1	4	7:46.87	4	8:44.58	4	9:42.54
17	1:05.12	17	2:03.72	17	3:03.32	17	4:03.18	43	4:54.93 *1	17	6:05.58	4	6:49.01	120	7:49.49 *1	9	8:46.83 *1	43	9:43.00 *2
47	1:05.48	47	2:04.51	47	3:04.10	47	4:03.75	17	5:03.90	134	6:05.86	17	7:07.61	69	7:58.66 *1	120	8:55.04 *1	9	9:49.08 *1
134	1:06.62	134	2:05.46	134	3:04.52	134	4:04.06	134	5:04.19	127	6:06.68 *2	127	7:09.15 *2	17	8:09.73	69	9:04.51 *1	120	9:59.68 *1
20	1:07.82	20	2:08.75	20	3:07.52	40	4:04.78 *1	47	5:05.41	47	6:08.02	20	7:11.60	127	8:10.44 *2	17	9:13.15	69	10:09.59 *1
15	1:10.18	15	2:09.46	15	3:08.81	20	4:07.32	20	5:08.53	43	6:08.12 *1	43	7:19.53 *1	20	8:11.67	127	9:13.66 *2	20	10:15.57
127	1:10.33	127	2:12.37	120	3:23.54	15	4:07.63	120	5:33.58	20	6:09.92	9	7:42.67	43	8:30.93 *1	20	9:13.92	127	10:17.58 *2
120	1:14.26	120	2:19.74	9	3:27.44	127	4:09.53 *1	9	5:34.14	9	6:39.74								
69	1:17.07	69	2:22.66	69	3:28.37	120	4:27.17	69	5:42.73	120	6:40.06								
9	1:17.99	9	2:24.09	43	3:43.87			9	4:31.67										
40	1:20.46	43	2:32.26					69	4:35.27										
43	1:20.87	40	2:40.33																

Lap Chart

PRE-1961 RACING CARS (VSCC SET 2) - RACE 9

Lap 11		Lap 12		Lap 13		Lap 14		Lap 15		Lap 16		Lap 17		Lap 18		Lap 19		Lap 20	
No	Time	No	Time	No	Time	No	Time	No	Time	No	Time	No	Time	No	Time	No	Time	No	Time
1	10:39.97	1	11:38.60	1	12:36.42	1	13:33.61	1	14:31.21	1	15:29.56								
4	10:40.52	4	11:39.34	4	12:37.08	4	13:34.21	4	14:31.71	4	15:30.29								
9	10:51.32 *1	9	11:56.42 *1	9	13:01.48 *1	9	14:04.20 *1	9	15:07.00 *1	120	15:33.92 *2								
43	10:54.81 *2	43	12:06.90 *2	20	13:17.73	20	14:17.52	20	15:17.07	43	15:40.49 *3								
120	11:06.06 *1	120	12:12.31 *1	43	13:18.06 *2	120	14:27.97 *1			9	16:09.41 *1								
20	11:17.62	20	12:16.34	120	13:19.51 *1	43	14:28.39 *2			20	16:16.12								
127	11:20.75 *2																		



HANDICAP RACE FOR PRE-WAR CARS (VSCC SET 6)

RESULT - RACE 10

PI	No	Cl	Name	Car	Laps	Time	Behind	MPH	Best Lap on	MPH
1	196		George PARKINSON	Austin AD Tourer	6	7:06.97		63.54	1:13.74	5 65.83
2	23		Mike PAINTER	MG Kayne	6	7:37.46	30.49	75.10	1:02.86	6 77.22
3	27		Harry PAINTER	MG PA 2Str	6	7:37.58	30.61	75.08	1:03.26	6 76.73
4	67		David ASPLIN	Austin 7 Ulster Replica	6	7:38.54	31.57	63.52	1:13.59	3 65.96
5	72		Matt SHEPHERD	Austin 7	6	7:40.02	33.05	64.01	1:12.81	4 66.67
6	73		Simon JACKSON	MG PB Cream Cracker	6	7:41.10	34.13	63.86	1:13.00	4 66.50
7	197		David JOHNSON	Frazer Nash Colmore	6	7:41.31	34.34	67.53	1:09.89	5 69.46
8	11		Rodney SEBER	Wolseley Hornet Special	6	7:46.10	39.13	75.33	1:01.55	5 78.87
9	57		Fred BOOTHBY	MG J2	6	7:52.17	45.20	65.87	1:11.26	2 68.12
10	94		Nick HAYWARD-COOK	Austin 7 Monoposto	6	7:54.07	47.10	66.33	1:10.54	6 68.82
11	79		India WALKER	Austin 7 Special	6	7:55.59	48.62	56.37	1:22.30	3 58.98
12	68		Andrew CROYS DILL	Riley 12/4	6	7:56.47	49.50	63.11	1:13.98	5 65.62
13	58		Michael NEW	Riley 12/4	6	7:56.67	49.70	65.94	1:11.18	6 68.20
14	63		John SKEAVINGTON	Austin Ulster Replica	6	7:57.20	50.23	67.39	1:09.91	6 69.44
15	141		Mark REECE	MG J4	6	7:58.16	51.19	61.56	1:15.69	2 64.13
16	56		Duncan POTTER	MG Monthery Midget	6	7:59.95	52.98	64.73	1:12.74	6 66.73
17	99		Andy CAWLEY	Frazer Nash Super Sports	6	8:00.27	53.30	53.90	1:26.51	3 56.11
18	120		Christian PEDERSEN	Austin 7 Special	6	8:01.50	54.53	72.84	1:05.00	7 74.68
19	81		Robert MOORE	Austin 7	6	8:11.79	1:04.82	59.22	1:19.97	4 60.70
20	53		Geoff TOMS	Fiat 508S	6	8:16.76	1:09.79	62.40	1:15.22	3 64.53
21	71		Anne BOURSOT	MG PA 2Str	6	8:23.49	1:16.52	52.94	1:27.42	5 55.53
22	95		Dennis JOHNSON	Frazer Nash Super Sports	5	7:35.42	1 Lap	57.05	1:21.62	2 59.47
Not-Classified										
	90		Brian WALTON	Riley Sports	2	2:47.16	DNF	39.74	2:47.16	1 29.04
Fastest Lap										
	11		Rodney SEBER	Wolseley Hornet Specia					1:01.55	5 78.87

Start Time : 16:36

Mallory Park

12 Aug 17 16:45

Clerk of Course:

Time Issued:

Chief Timekeeper:

THESE RESULTS ARE PROVISIONAL UNTIL THE CONCLUSION OF ANY JUDICIAL AND TECHNICAL MATTERS

Timing by HS Sports Ltd - Results and Lap Times at www.theresultslive.co.uk/vintage-sports-car-club

RACE NUMBER 10: 6 LAPS

Drop Number	Grid Row	Cars are shown with their number of credit laps ie how many laps they will start with.				Secs
6	13	196 <small>1</small>				0.45
	12		79 <small>1</small>		90 <small>1</small>	
	11	63		71 <small>R1</small> <small>1</small>		
5	10		58		94	0.35
	9	53		99 <small>1</small>		
4	8		57 <small>R2</small>		197	0.30
	7	95		56		
	6		68 <small>R3</small>			
3	5	11 <small>-1</small>		120 <small>-1</small>		0.15
	4		72		73	
2	3	192 <small>-1</small>		141		0.05
	2		23 <small>R4</small> <small>-1</small>		27 <small>-1</small>	
	1	81		67		
1						0.00

Front Of Grid

Issue No 1

Cars 71,79,90,99,196 will race for 5 Laps, Cars 11,23,27,120,192 will race for 7 Lap

Signed

Handicapper

CoC

HANDICAP RACE FOR PRE-WAR CARS (VSCC SET 6)

LAP TIMES - RACE 10

11	Rodney SEBER										
	Lap	1	2	3	4	5	6	7	8	9	10
	1	1:01.93	1:03.05	1:03.11	1:01.55	1:04.15	1:04.12				
23	Mike PAINTER										
	Lap	1	2	3	4	5	6	7	8	9	10
	1	1:03.32	1:03.02	1:03.69	1:04.86	1:02.86	1:04.95				
27	Harry PAINTER										
	Lap	1	2	3	4	5	6	7	8	9	10
	1	1:02.17	1:03.75	1:03.73	1:04.14	1:03.26	1:04.35				
53	Geoff TOMS										
	Lap	1	2	3	4	5	6	7	8	9	10
	1	1:53.54	1:16.02	1:15.22	1:17.25	1:16.86	1:17.87				
56	Duncan POTTER										
	Lap	1	2	3	4	5	6	7	8	9	10
	1	1:53.48	1:13.54	1:14.09	1:12.95	1:13.15	1:12.74				
57	Fred BOOTHBY										
	Lap	1	2	3	4	5	6	7	8	9	10
	1	1:49.61	1:11.26	1:12.31	1:13.01	1:11.92	1:14.06				
58	Michael NEW										
	Lap	1	2	3	4	5	6	7	8	9	10
	1	1:55.81	1:11.41	1:12.16	1:12.20	1:13.91	1:11.18				
63	John SKEAVINGTON										
	Lap	1	2	3	4	5	6	7	8	9	10
	1	2:04.56	1:10.42	1:11.53	1:10.13	1:10.65	1:09.91				
67	David ASPLIN										
	Lap	1	2	3	4	5	6	7	8	9	10
	1	1:23.99	1:15.43	1:13.59	1:14.70	1:15.48	1:15.35				
68	Andrew CROYS DILL										
	Lap	1	2	3	4	5	6	7	8	9	10
	1	1:39.96	1:15.80	1:16.50	1:15.32	1:13.98	1:14.91				
71	Anne BOURSOT										
	Lap	1	2	3	4	5	6	7	8	9	10
	1		2:26.70	1:30.30	1:30.91	1:28.16	1:27.42				
72	Matt SHEPHERD										
	Lap	1	2	3	4	5	6	7	8	9	10
	1	1:26.54	1:16.47	1:14.30	1:12.81	1:15.78	1:14.12				
73	Simon JACKSON										
	Lap	1	2	3	4	5	6	7	8	9	10
	1	1:28.40	1:14.02	1:14.16	1:13.00	1:17.89	1:13.63				

79	India WALKER									
Lap	1	2	3	4	5	6	7	8	9	10
1		2:17.13	1:24.21	1:22.30	1:26.04	1:25.91				
81	Robert MOORE									
Lap	1	2	3	4	5	6	7	8	9	10
1	1:29.45	1:20.10	1:20.29	1:19.97	1:21.57	1:20.41				
90	Brian WALTON									
Lap	1	2	3	4	5	6	7	8	9	10
1		2:47.16								
94	Nick HAYWARD-COOK									
Lap	1	2	3	4	5	6	7	8	9	10
1	1:56.63	1:10.85	1:12.20	1:12.08	1:11.77	1:10.54				
95	Dennis JOHNSON									
Lap	1	2	3	4	5	6	7	8	9	10
1	2:00.22	1:21.62	1:25.06	1:24.64	1:23.88					
99	Andy CAWLEY									
Lap	1	2	3	4	5	6	7	8	9	10
1		2:05.92	1:28.03	1:26.51	1:29.76	1:30.05				
120	Christian PEDERSEN									
Lap	1	2	3	4	5	6	7	8	9	10
1	1:04.81	1:05.02	1:06.48	1:05.44	1:06.03	1:05.00				
141	Mark REECE									
Lap	1	2	3	4	5	6	7	8	9	10
1	1:31.04	1:15.69	1:16.87	1:16.43	1:16.96	1:21.17				
196	George PARKINSON									
Lap	1	2	3	4	5	6	7	8	9	10
1		2:09.17	1:14.64	1:15.30	1:14.12	1:13.74				
197	David JOHNSON									
Lap	1	2	3	4	5	6	7	8	9	10
1	1:48.82	1:09.99	1:10.09	1:11.82	1:09.89	1:10.70				

Lap Chart

HANDICAP RACE FOR PRE-WAR CARS (VSCC SET 6) - RACE 10

Lap 1		Lap 2		Lap 3		Lap 4		Lap 5		Lap 6		Lap 7		Lap 8		Lap 9		Lap 10	
No	Time	No	Time	No	Time	No	Time	No	Time	No	Time	No	Time	No	Time	No	Time	No	Time
67	1:23.99	99	2:05.92	196	3:23.81	196	4:39.11	196	5:53.23	196	7:06.97								
72	1:26.54	196	2:09.17	11	3:33.17 *1	120	4:45.03 *1	95	6:11.54 *1	95	7:35.42 *1								
73	1:28.40	79	2:17.13	99	3:33.95	95	4:46.90 *1	67	6:23.19	23	7:37.46								
81	1:29.45	23	2:18.08 *1	120	3:38.55 *1	99	5:00.46	72	6:25.90	27	7:37.58								
141	1:31.04	27	2:18.35 *1	79	3:41.34	79	5:03.64	73	6:27.47	67	7:38.54								
68	1:39.96	71	2:26.70	67	3:53.01	67	5:07.71	79	6:29.68	72	7:40.02								
197	1:48.82	11	2:30.12 *1	73	3:56.58	73	5:09.58	99	6:30.22	73	7:41.10								
57	1:49.61	120	2:33.53 *1	71	3:57.00	72	5:10.12	197	6:30.61	197	7:41.31								
56	1:53.48	67	2:39.42	72	3:57.31	141	5:20.03	23	6:32.51	11	7:46.10								
53	1:53.54	73	2:42.42	141	4:03.60	197	5:20.72	27	6:33.23	57	7:52.17								
58	1:55.81	72	2:43.01	197	4:08.90	57	5:26.19	141	6:36.99	94	7:54.07								
94	1:56.63	141	2:46.73	81	4:09.84	68	5:27.58	57	6:38.11	79	7:55.59								
95	2:00.22	90	2:47.16	68	4:12.26	71	5:27.91	68	6:41.56	68	7:56.47								
63	2:04.56	81	2:49.55	57	4:13.18	23	5:29.65	11	6:41.98	58	7:56.67								
		68	2:55.76	58	4:19.38	81	5:29.81	94	6:43.53	63	7:57.20								
		197	2:58.81	94	4:19.68	27	5:29.97	58	6:45.49	141	7:58.16								
		57	3:00.87	56	4:21.11	58	5:31.58	56	6:47.21	56	7:59.95								
		56	3:07.02	53	4:24.78	94	5:31.76	63	6:47.29	99	8:00.27								
		58	3:07.22	23	4:24.79	56	5:34.06	81	6:51.38	120	8:01.50								
		94	3:07.48	27	4:25.83	63	5:36.64	71	6:56.07	81	8:11.79								
		53	3:09.56	63	4:26.51	11	5:37.83	120	6:56.50	53	8:16.76								
		63	3:14.98	11	4:36.28	53	5:42.03	53	6:58.89	71	8:23.49								
		23	3:21.10			120	5:50.47												
		95	3:21.84																
		27	3:22.10																



FORMULA 3 (500) CARS

RESULT - RACE 11

PI	No	CI	Name	Car	Laps	Time	Behind	MPH	Best Lap on	MPH
1	59		Xavier KINGSLAND	Staride MK3	15	15:27.53		78.50	1:00.92	9 79.68
2	6		Darrell WOODS	Cooper MK12	15	15:28.36	0.83	78.43	1:00.44	9 80.32
3	31		Mike FOWLER	Cooper MK5	15	15:34.92	7.39	77.88	1:01.25	4 79.25
4	67		Gordon RUSSELL	Mackson F3 500	15	15:40.53	13.00	77.42	1:01.93	2 78.38
5	87		Andrew TURNER	Cooper MK6	15	16:03.23	35.70	75.59	1:03.10	13 76.93
6	86		John TURNER	Cooper MK9	15	16:04.94	37.41	75.46	1:03.22	10 76.78
7	7		Nigel CHALLIS	Cooper MK8	15	16:31.28	1:03.75	73.45	1:04.53	4 75.22
8	4		Roy WRIGHT	Flash Special	15	16:31.76	1:04.23	73.42	1:04.88	10 74.82
9	15		JB JONES	Cousy No 2	15	16:34.10	1:06.57	73.25	1:04.81	7 74.90
10	57		Andy RAYNOR	Cooper MK5	14	16:37.81	1 Lap	68.11	1:07.74	2 71.66
<u>Not-Classified</u>										
	16		Stuart WRIGHT	Cooper MK11	13	13:39.42	DNF	77.01	1:00.62	9 80.08
	51		Alan CROFT	JP	11	13:20.96	DNF	66.67	1:11.79	5 67.62
	17		Richard DE LA ROCHE	Cooper MK5	3	3:19.66	DNF	72.94	1:01.86	2 78.47

Fastest Lap

6	Darrell WOODS	Cooper MK12	1:00.44	9 80.32
---	---------------	-------------	---------	---------

Start Time : 16:52

Mallory Park

12 Aug 17 17:10

Clerk of Course:

Time Issued:

Chief Timekeeper:

THESE RESULTS ARE PROVISIONAL UNTIL THE CONCLUSION OF ANY JUDICIAL AND TECHNICAL MATTERS


Timing by HS Sports Ltd - Results and Lap Times at www.theresultslive.co.uk/vintage-sports-car-club

RACE GRID

FORMULA 3 (500) CARS

RACE 11

ROW 8	36 01:12.020 Kerry HORAN	
ROW 7	57 01:09.060 Andy RAYNOR	51 01:11.910 Alan CROFT
ROW 6	7 01:04.440 Nigel CHALLIS	15 01:05.050 JB JONES
ROW 5	4 01:03.170 Roy WRIGHT	87 01:03.330 Andrew TURNER
ROW 4	86 01:02.720 John TURNER	8 01:02.740 Roy HUNT
ROW 3	6 01:01.490 Darrell WOODS	67 01:01.780 Gordon RUSSELL
ROW 2	31 01:00.940 Mike FOWLER	17 01:00.990 Richard DE LA ROCHE
ROW 1	59 01:00.570 Xavier KINGSLAND	16 01:00.580 Stuart WRIGHT
POLE		



FORMULA 3 (500) CARS

LAP TIMES - RACE 11

4 Roy WRIGHT

Lap	1	2	3	4	5	6	7	8	9	10
1	1:12.98	1:05.41	1:05.05	1:05.19	1:04.98	1:05.87	1:06.06	1:06.84	1:05.63	1:04.88
11	1:06.14	1:05.77	1:05.95	1:05.66	1:05.35					

6 Darrell WOODS

Lap	1	2	3	4	5	6	7	8	9	10
1	1:07.51	1:02.08	1:02.23	1:01.64	1:01.87	1:02.30	1:01.25	1:01.11	1:00.44	1:02.08
11	1:02.14	1:01.58	1:00.61	1:01.08	1:00.44					

7 Nigel CHALLIS

Lap	1	2	3	4	5	6	7	8	9	10
1	1:12.40	1:05.43	1:05.02	1:04.53	1:05.60	1:06.22	1:05.89	1:06.47	1:06.23	1:04.91
11	1:05.99	1:05.88	1:05.38	1:06.09	1:05.24					

15 JB JONES

Lap	1	2	3	4	5	6	7	8	9	10
1	1:10.83	1:05.70	1:04.94	1:05.10	1:06.90	1:06.78	1:04.81	1:07.33	1:06.04	1:05.17
11	1:05.20	1:06.60	1:05.60	1:06.00	1:07.10					

16 Stuart WRIGHT

Lap	1	2	3	4	5	6	7	8	9	10
1	1:05.21	1:01.56	1:01.36	1:01.17	1:01.15	1:01.23	1:01.27	1:01.16	1:00.62	1:00.75
11	1:00.84	1:06.74	1:16.36							

17 Richard DE LA ROCHE

Lap	1	2	3	4	5	6	7	8	9	10
1	1:05.79	1:01.86	1:12.01							

31 Mike FOWLER

Lap	1	2	3	4	5	6	7	8	9	10
1	1:05.94	1:01.86	1:01.64	1:01.25	1:01.30	1:01.92	1:02.24	1:01.93	1:02.12	1:01.97
11	1:02.40	1:01.62	1:03.00	1:02.64	1:03.09					

51 Alan CROFT

Lap	1	2	3	4	5	6	7	8	9	10
1	1:19.25	1:12.43	1:11.90	1:12.04	1:11.79	1:12.02	1:12.86	1:12.56	1:11.80	1:12.15
11	1:12.16									

57 Andy RAYNOR

Lap	1	2	3	4	5	6	7	8	9	10
1	1:15.31	1:07.74	1:08.47	1:08.49	1:08.56	1:08.55	1:08.88	1:13.78	1:12.28	1:09.33
11	1:12.67	1:10.06	1:17.94	1:15.75						

59 Xavier KINGSLAND

Lap	1	2	3	4	5	6	7	8	9	10
1	1:05.50	1:02.27	1:00.98	1:01.14	1:01.07	1:01.59	1:02.32	1:01.25	1:00.92	1:01.33
11	1:01.17	1:01.53	1:02.33	1:02.88	1:01.25					

67 Gordon RUSSELL

Lap	1	2	3	4	5	6	7	8	9	10
1	1:07.13	1:01.93	1:02.32	1:01.97	1:02.78	1:02.44	1:02.41	1:02.67	1:02.48	1:02.46
11	1:02.37	1:02.57	1:02.42	1:02.46	1:02.12					

86 John TURNER

Lap	1	2	3	4	5	6	7	8	9	10
1	1:09.23	1:04.62	1:05.55	1:03.68	1:03.98	1:03.46	1:03.57	1:03.47	1:04.41	1:03.22
11	1:03.36	1:04.55	1:04.02	1:04.29	1:03.53					

87 Andrew TURNER

Lap	1	2	3	4	5	6	7	8	9	10
1	1:09.48	1:04.49	1:04.82	1:03.32	1:03.12	1:03.77	1:03.74	1:03.79	1:03.56	1:03.51
11	1:04.36	1:03.31	1:03.10	1:04.59	1:04.27					

Lap Chart

FORMULA 3 (500) CARS - RACE 11

Lap 1		Lap 2		Lap 3		Lap 4		Lap 5		Lap 6		Lap 7		Lap 8		Lap 9		Lap 10	
No	Time	No	Time	No	Time	No	Time	No	Time	No	Time	No	Time	No	Time	No	Time	No	Time
16	1:05.21	16	2:06.77	16	3:08.13	16	4:09.30	16	5:10.45	16	6:11.68	16	7:12.95	16	8:14.11	16	9:14.73	16	10:15.48
59	1:05.50	17	2:07.65	59	3:08.75	59	4:09.89	59	5:10.96	59	6:12.55	59	7:14.87	59	8:16.12	59	9:17.04	59	10:18.37
17	1:05.79	59	2:07.77	31	3:09.44	31	4:10.69	31	5:11.99	31	6:13.91	31	7:16.15	31	8:18.08	57	9:19.78 *1	31	10:22.17
31	1:05.94	31	2:07.80	67	3:11.38	67	4:13.35	6	5:15.33	6	6:17.63	6	7:18.88	6	8:19.99	31	9:20.20	6	10:22.51
67	1:07.13	67	2:09.06	6	3:11.82	6	4:13.46	67	5:16.13	67	6:18.57	51	7:19.43 *1	67	8:23.65	6	9:20.43	67	10:28.59
6	1:07.51	6	2:09.59	87	3:18.79	87	4:22.11	87	5:25.23	87	6:29.00	67	7:20.98	51	8:32.29 *1	67	9:26.13	57	10:32.06 *1
86	1:09.23	86	2:13.85	86	3:19.40	86	4:23.08	86	5:27.06	86	6:30.52	87	7:32.74	87	8:36.53	87	9:40.09	87	10:43.60
87	1:09.48	87	2:13.97	17	3:19.66	15	4:26.57	7	5:32.98	7	6:39.20	86	7:34.09	86	8:37.56	86	9:41.97	86	10:45.19
15	1:10.83	15	2:16.53	15	3:21.47	7	4:27.38	15	5:33.47	4	6:39.48	15	7:45.06	7	8:51.56	51	9:44.85 *1	51	10:56.65 *1
7	1:12.40	7	2:17.83	7	3:22.85	4	4:28.63	4	5:33.61	15	6:40.25	7	7:45.09	4	8:52.38	7	9:57.79	7	11:02.70
4	1:12.98	4	2:18.39	4	3:23.44	57	4:40.01	57	5:48.57	57	6:57.12	4	7:45.54	15	8:52.39	4	9:58.01	4	11:02.89
57	1:15.31	57	2:23.05	57	3:31.52	51	4:55.62	51	6:07.41			57	8:06.00			15	9:58.43	15	11:03.60
51	1:19.25	51	2:31.68	51	3:43.58														

Lap Chart

FORMULA 3 (500) CARS - RACE 11

Lap 11		Lap 12		Lap 13		Lap 14		Lap 15		Lap 16		Lap 17		Lap 18		Lap 19		Lap 20	
No	Time	No	Time	No	Time	No	Time	No	Time	No	Time	No	Time	No	Time	No	Time	No	Time
16	11:16.32	59	12:21.07	59	13:23.40	59	14:26.28	59	15:27.53										
59	11:19.54	16	12:23.06	6	13:26.84	6	14:27.92	6	15:28.36										
31	11:24.57	31	12:26.19	31	13:29.19	31	14:31.83	31	15:34.92										
6	11:24.65	6	12:26.23	67	13:35.95	67	14:38.41	67	15:40.53										
67	11:30.96	67	12:33.53	16	13:39.42	87	14:58.96	87	16:03.23										
57	11:41.39 *1	87	12:51.27	87	13:54.37	86	15:01.41	86	16:04.94										
87	11:47.96	86	12:53.10	86	13:57.12	57	15:22.06 *1	7	16:31.28										
86	11:48.55	57	12:54.06 *1	57	14:04.12 *1	7	15:26.04	4	16:31.76										
7	12:08.69	7	13:14.57	7	14:19.95	4	15:26.41	15	16:34.10										
15	12:08.80	4	13:14.80	4	14:20.75	15	15:27.00	57	16:37.81 *1										
51	12:08.80 *1	15	13:15.40	15	14:21.00														
4	12:09.03	51	13:20.96 *1																



SPECIAL PRE-WAR SPORTS CARS (VSCC SET 4)

RESULT - RACE 12

PI	No	Cl	Name	Car	Laps	Time	Behind	MPH	Best Lap on	MPH Handicap
1	98		Edward WILLIAMS	Frazer Nash Super Sports	15	15:21.85		78.99	1:00.35	8 80.43
2	126		Patrick BLAKENEY-EDWARDS	Frazer Nash Super Sports	15	15:23.31	1.46	78.86	1:00.03	8 80.86
3	30		Michael JAMES	Riley 12/4 TT Sprite Rep	15	15:40.22	18.37	77.44	1:01.47	15 78.97
4	32		Richard ILIFFE	Riley Elf	15	15:41.22	19.37	77.36	1:00.94	2 79.66 27.12
5	22		Tim KNELLER	Riley TT Sprite	15	16:11.64	49.79	74.94	1:03.07	14 76.97 25.59
6	54		James WHITMORE	Riley 12/4 Special	14	15:39.32	1 Lap	72.35	1:05.45	9 74.17 23.02
7	36		Mark WALKER	GN Thunderbug	14	15:41.90	1 Lap	72.15	1:05.99	2 73.56 18.04 *
8	44		Alexander HEWITSON	Riley 12/4 Special	14	16:01.25	1 Lap	70.70	1:06.46	14 73.04 30.81
9	78		Nicholas MORLEY	Lagonda LG45 Open 2 Sea	13	15:50.33	2 Laps	66.40	1:11.22	13 68.16 24.47
10	64		Paul WESTON	Frazer Nash TT Replica	12	15:30.87	3 Laps	62.58	1:14.70	3 64.98 34.47
11	75		Leonard LORD	Riley Falcon	12	15:53.91	3 Laps	61.07	1:17.19	9 62.89 27.63
12	76		Christopher EDMONDSON	MG C Type	12	16:09.08	3 Laps	60.11	1:18.46	11 61.87 27.56
13	6		Dougal CAWLEY	GN/Ford Piglet	12	16:20.81	3 Laps	59.39	1:00.56	6 80.16 254.09
<u>Not-Classified</u>										
	43		Rupert MANN	Riley Special	8	9:40.04	DNF	66.95	1:10.44	2 68.91
	25		Tom WATERFIELD	GN Special	7	7:25.85	DNF	76.21	1:01.31	6 79.18
	24		Tim RIDES	Riley The Jones Riley	4	4:30.70	DNF	71.73	1:05.45	3 74.17

Fastest Lap

126 Patrick BLAKENEY-EDWARDS Frazer Nash Super Spor 1:00.03 8 80.86

Start Time : 17:16

Mallory Park

12 Aug 17 17:38

Clerk of Course:

Time Issued:

Chief Timekeeper:

THESE RESULTS ARE PROVISIONAL UNTIL THE CONCLUSION OF ANY JUDICIAL AND TECHNICAL MATTERS

Timing by HS Sports Ltd - Results and Lap Times at www.theresultslive.co.uk/vintage-sports-car-club

RACE GRID

SPECIAL PRE-WAR SPORTS CARS (VSCC SET 4)

RACE 12 - AMENDED

ROW 14

ROW 13

192 Stephen RIDDINGTON

ROW 12

75 01:19.100
Leonard LORD

76 01:20.650
Christopher EDMONDSO

ROW 11

43 01:12.380
Rupert MANN

78 01:14.600
Nicholas MORLEY

ROW 10

64 01:10.010
Paul WESTON

44 01:10.390
Alexander HEWITSON

ROW 9

35 01:09.070
Ross KEELING

39 01:09.670
Jeffrey EDWARDS

ROW 8

21 01:07.290
Jo BLAKENEY-EDWARD

54 01:07.940
James WHITMORE

ROW 7

24 01:07.060
Tim RIDES

36 01:07.280
Mark WALKER

ROW 6

28 01:05.360
David LEWIS

40 01:06.520
Robert MIDDLETON

ROW 5

29 01:04.650
Mark BRETT

125 01:05.150
Hughie WALKER

ROW 4

111 01:04.130
Tony SEBER

6 01:04.320
Dougal CAWLEY

ROW 3

32 01:03.570
Richard ILIFFE

22 01:03.730
Tim KNELLER

ROW 2

30 01:02.320
Michael JAMES

25 01:03.390
Tom WATERFIELD

ROW 1

126 01:00.180
Patrick BLAKENEY-EDW

98 01:01.340
Edward WILLIAMS

POLE

SPECIAL PRE-WAR SPORTS CARS (VSCC SET 4)

LAP TIMES - RACE 12

6	Dougal CAWLEY									
Lap	1	2	3	4	5	6	7	8	9	10
1	1:09.42	1:01.13	1:01.55	1:01.63	1:01.23	1:00.56	1:00.63	1:01.50	4:54.39	1:03.02
11	1:02.65	1:03.10								
22	Tim KNELLER									
Lap	1	2	3	4	5	6	7	8	9	10
1	1:11.67	1:03.92	1:04.17	1:04.26	1:05.13	1:05.96	1:04.50	1:03.70	1:05.30	1:03.98
11	1:04.25	1:03.72	1:04.93	1:03.07	1:03.08					
24	Tim RIDES									
Lap	1	2	3	4	5	6	7	8	9	10
1	1:14.01	1:05.53	1:05.45	1:05.71						
25	Tom WATERFIELD									
Lap	1	2	3	4	5	6	7	8	9	10
1	1:10.21	1:01.59	1:01.58	1:01.61	1:01.90	1:01.31	1:07.65			
30	Michael JAMES									
Lap	1	2	3	4	5	6	7	8	9	10
1	1:08.79	1:01.56	1:01.51	1:02.26	1:01.84	1:06.32	1:02.16	1:01.86	1:01.90	1:02.24
11	1:02.77	1:01.79	1:01.84	1:01.91	1:01.47					
32	Richard ILIFFE									
Lap	1	2	3	4	5	6	7	8	9	10
1	1:11.57	1:00.94	1:01.23	1:01.53	1:02.00	1:01.89	1:03.22	1:01.34	1:02.33	1:01.73
11	1:01.94	1:02.95	1:01.85	1:04.51	1:02.19					
36	Mark WALKER									
Lap	1	2	3	4	5	6	7	8	9	10
1	1:16.18	1:05.99	1:06.12	1:06.12	1:07.07	1:06.77	1:07.19	1:06.51	1:07.09	1:06.26
11	1:06.79	1:06.43	1:06.27	1:07.11						
43	Rupert MANN									
Lap	1	2	3	4	5	6	7	8	9	10
1	1:23.78	1:10.44	1:11.17	1:10.82	1:11.17	1:11.07	1:10.55	1:11.04		
44	Alexander HEWITSON									
Lap	1	2	3	4	5	6	7	8	9	10
1	1:21.90	1:07.80	1:07.73	1:07.65	1:07.41	1:07.90	1:08.01	1:08.68	1:07.61	1:09.61
11	1:07.08	1:06.47	1:06.94	1:06.46						
54	James WHITMORE									
Lap	1	2	3	4	5	6	7	8	9	10
1	1:14.74	1:06.04	1:06.45	1:07.14	1:07.19	1:07.70	1:06.69	1:06.40	1:05.45	1:06.23
11	1:06.63	1:06.36	1:06.43	1:05.87						
64	Paul WESTON									
Lap	1	2	3	4	5	6	7	8	9	10
1	1:29.59	1:15.12	1:14.70	1:17.02	1:17.96	1:17.02	1:17.96	1:17.62	1:16.20	1:15.48

11 1:16.03 1:16.17

75 Leonard LORD

Lap	1	2	3	4	5	6	7	8	9	10
1	1:31.31	1:18.61	1:18.25	1:19.14	1:19.16	1:19.89	1:18.40	1:17.51	1:17.19	1:18.17
11	1:17.98	1:18.30								

76 Christopher EDMONDSON

Lap	1	2	3	4	5	6	7	8	9	10
1	1:32.98	1:19.19	1:19.17	1:21.38	1:19.92	1:19.92	1:20.58	1:18.50	1:19.12	1:20.77
11	1:18.46	1:19.09								

78 Nicholas MORLEY

Lap	1	2	3	4	5	6	7	8	9	10
1	1:22.77	1:11.35	1:12.37	1:11.68	1:11.89	1:15.57	1:11.74	1:12.04	1:12.31	1:12.26
11	1:12.59	1:12.54	1:11.22							

98 Edward WILLIAMS

Lap	1	2	3	4	5	6	7	8	9	10
1	1:08.10	1:00.79	1:01.04	1:01.24	1:01.64	1:01.05	1:01.39	1:00.35	1:01.41	1:00.80
11	1:00.49	1:00.66	1:00.82	1:01.16	1:00.91					

126 Patrick BLAKENEY-EDWARDS

Lap	1	2	3	4	5	6	7	8	9	10
1	1:09.19	1:02.28	1:01.44	1:02.05	1:00.85	1:00.14	1:00.60	1:00.03	1:00.86	1:01.14
11	1:00.21	1:01.74	1:01.25	1:00.18	1:01.35					

Lap Chart

SPECIAL PRE-WAR SPORTS CARS (VSCC SET 4) - RACE 12

Lap 1		Lap 2		Lap 3		Lap 4		Lap 5		Lap 6		Lap 7		Lap 8		Lap 9		Lap 10	
No	Time	No	Time	No	Time	No	Time	No	Time	No	Time	No	Time	No	Time	No	Time	No	Time
98	1:08.10	98	2:08.89	98	3:09.93	98	4:11.17	98	5:12.81	98	6:13.86	98	7:15.25	98	8:15.60	98	9:17.01	98	10:17.81
30	1:08.79	30	2:10.35	30	3:11.86	76	4:11.34 *1	6	5:14.96	6	6:15.52	6	7:16.15	126	8:16.58	44	9:17.08 *1	126	10:18.58
126	1:09.19	6	2:10.55	6	3:12.10	6	4:13.73	126	5:15.81	126	6:15.95	126	7:16.55	6	8:17.65	126	9:17.44	44	10:24.69 *1
6	1:09.42	126	2:11.47	126	3:12.91	30	4:14.12	30	5:15.96	25	6:18.20	43	7:18.45 *1	32	8:23.72	75	9:24.76 *2	64	10:26.99 *2
25	1:10.21	25	2:11.80	25	3:13.38	126	4:14.96	64	5:16.43 *1	32	6:19.16	32	7:22.38	30	8:26.30	32	9:26.05	32	10:27.78
32	1:11.57	32	2:12.51	32	3:13.74	25	4:14.99	25	5:16.89	30	6:22.28	30	7:24.44	43	8:29.00 *1	30	9:28.20	30	10:30.44
22	1:11.67	22	2:15.59	22	3:19.76	32	4:15.27	32	5:17.27	64	6:34.39 *1	78	7:25.63 *1	78	8:37.37 *1	76	9:33.14 *2	75	10:42.27 *2
24	1:14.01	24	2:19.54	24	3:24.99	22	4:24.02	75	5:27.31 *1	22	6:35.11	25	7:25.85	22	8:43.31	43	9:40.04 *1	76	10:51.64 *2
54	1:14.74	54	2:20.78	54	3:27.23	24	4:30.70	22	5:29.15	75	6:46.47 *1	22	7:39.61	36	9:01.95	22	9:48.61	22	10:52.59
36	1:16.18	36	2:22.17	36	3:28.29	54	4:34.37	76	5:32.72 *1	36	6:48.25	64	7:51.41 *1	54	9:02.35	78	9:49.41 *1	78	11:01.72 *1
44	1:21.90	44	2:29.70	44	3:37.43	36	4:34.41	36	5:41.48	54	6:49.26	36	7:55.44	64	9:09.37 *1	54	10:07.80	54	11:14.03
78	1:22.77	78	2:34.12	43	3:45.39	44	4:45.08	54	5:41.56	76	6:52.64 *1	54	7:55.95			36	10:09.04	36	11:15.30
43	1:23.78	43	2:34.22	78	3:46.49	43	4:56.21	44	5:52.49	44	7:00.39	75	8:06.36 *1						
64	1:29.59	64	2:44.71	64	3:59.41	78	4:58.17	43	6:07.38			44	8:08.40						
75	1:31.31	75	2:49.92	75	4:08.17			78	6:10.06			76	8:12.56 *1						
76	1:32.98	76	2:52.17																

Lap Chart

SPECIAL PRE-WAR SPORTS CARS (VSCC SET 4) - RACE 12

Lap 11		Lap 12		Lap 13		Lap 14		Lap 15		Lap 16		Lap 17		Lap 18		Lap 19		Lap 20	
No	Time	No	Time	No	Time	No	Time	No	Time	No	Time	No	Time	No	Time	No	Time	No	Time
98	11:18.30	98	12:18.96	98	13:19.78	98	14:20.94	98	15:21.85										
126	11:18.79	126	12:20.53	126	13:21.78	126	14:21.96	126	15:23.31										
32	11:29.72	54	12:20.66 *1	78	13:26.57 *2	54	14:33.45 *1	64	15:30.87 *3										
30	11:33.21	36	12:22.09 *1	54	13:27.02 *1	36	14:34.79 *1	54	15:39.32 *1										
44	11:34.30 *1	32	12:32.67	36	13:28.52 *1	75	14:35.61 *3	30	15:40.22										
64	11:43.19 *2	30	12:35.00	76	13:31.53 *3	30	14:38.75	32	15:41.22										
22	11:56.84	44	12:41.38 *1	32	13:34.52	32	14:39.03	36	15:41.90 *1										
75	11:59.46 *2	64	12:58.67 *2	30	13:36.84	78	14:39.11 *2	78	15:50.33 *2										
76	12:10.76 *2	22	13:00.56	44	13:47.85 *1	76	14:49.99 *3	75	15:53.91 *3										
78	12:13.98 *1	6	13:12.04 *3	22	14:05.49	44	14:54.79 *1	44	16:01.25 *1										
		75	13:17.63 *2	64	14:14.70 *2	22	15:08.56	76	16:09.08 *3										
				6	14:15.06 *3	6	15:17.71 *3	22	16:11.64										
								6	16:20.81 *3										