



**THE  
VINTAGE SPORTS  
CAR CLUB**

**MALLORY PARK**

**12<sup>th</sup> AUGUST 2017**

**RESULTS BY**



**HS Sports Ltd  
Kinetic House, Varey Road  
Congleton, Cheshire CW12 1UW  
Tel. +44 (0)1260 275708  
Fax +44 (0)1260 295625  
[www.hssports.co.uk](http://www.hssports.co.uk)**



# The Vintage Sports-Car Club

## STANDARD & MODIFIED PRE-WAR SPORTS CARS

### PROVISIONAL RESULT - PRACTICE SESSION 1

PI	No	CI	Name	Car	Laps	Time on Lap	Behind	MPH	
1	22		Tim KNELLER	Riley TT Sprite	8	1:03.73	3	76.17	
2	29		Mark BRETT	Ballamy-Ford (LMB) V8 Sp	8	1:04.65	6	00.92	75.08
3	5		Sue DARBYSHIRE	Morgan Super Aero	8	1:05.76	7	02.03	73.82
4	61		Robert MOORE	Frazer Nash Super Sports	7	1:08.40	2	04.67	70.97
5	31		Trevor SWETE	Invicta S Type	7	1:08.66	6	04.93	70.70
6	42		Hamish MONRO	Frazer Nash Super Sports	7	1:08.81	6	05.08	70.55
7	38		Simon BLAKENEY-EDWARDS	Frazer Nash Super Sports	2	1:09.60	2	05.87	69.74
8	62		Simon EDWARDS	Morgan Aero Supersport	7	1:10.61	4	06.88	68.75
9	112		David OZANNE	Aston Martin Speed Ulster	7	1:10.68	7	06.95	68.68
10	195		David JOHNSON	Frazer Nash Super Sports	7	1:10.86	6	07.13	68.50
11	33		John GUYATT	Talbot Lago T150C	7	1:11.77	3	08.04	67.64
12	57		Fred BOOTHBY	MG J2	7	1:12.43	6	08.70	67.02
13	70		Andrew BAKER	Riley Brooklands	7	1:12.55	4	08.82	66.91
14	52		Anthony FENWICK-WILSON	Railton LS Tourer	7	1:12.83	1	09.10	66.65
15	16		Mac HULBERT	Alvis Silver Eagle	7	1:12.85	7	09.12	66.63
16	51		Barry FOSTER	MG Midget	6	1:13.16	4	09.43	66.35
17	49		Ian STANDING	Riley Brooklands	7	1:13.44	2	09.71	66.10
18	56		Duncan POTTER	MG Monthery Midget	7	1:13.85	6	10.12	65.73
19	48		John REEVE	Riley Brooklands	7	1:13.87	5	10.14	65.71
20	41		Clive TEMPLE	Riley Brooklands	7	1:14.56	1	10.83	65.11
21	65		Norman PEMBERTON	Talbot 95/105	7	1:15.31	1	11.58	64.46
22	73		Simon JACKSON	MG PB Cream Cracker	7	1:16.81	6	13.08	63.20
23	141		Mark REECE	MG J4	6	1:18.19	4	14.46	62.08
24	87		Tim WADSWORTH	Lagonda 2 Ltr L/C Tourer	6	1:18.60	5	14.87	61.76
25	97		Dennis JOHNSON	Frazer Nash Colmore	6	1:19.07	4	15.34	61.39
26	123		Andy KING	MG PB Cream Cracker	6	1:20.80	6	17.07	60.08
27	99		Andy CAWLEY	Frazer Nash Super Sports	5	1:26.56	3	22.83	56.08
28	71		Anne BOURSOT	MG PA 2Str	5	1:28.61	5	24.88	54.78
29	102		Andrew HARRINGTON	MG J2	5	1:36.55	4	32.82	50.28
<b>Not-Seen</b>									
	19		John BRIGGS	Aston Martin Ulster					
	84		Gordon MIDDLETON	Riley Sprite					

Start Time : 09:38

Mallory Park

12 Aug 17 09:50

Clerk of Course:

Time Issued:

Chief Timekeeper:

THESE RESULTS ARE PROVISIONAL UNTIL THE CONCLUSION OF ANY JUDICIAL AND TECHNICAL MATTERS

Timing by HS Sports Ltd - Results and Lap Times at [www.theresultslive.co.uk/vintage-sports-car-club](http://www.theresultslive.co.uk/vintage-sports-car-club)

# STANDARD & MODIFIED PRE-WAR SPORTS CARS

## LAP TIMES - PRACTICE SESSION 1

<b>5</b>	<b>Sue DARBYSHIRE</b>										
	<b>Lap</b>	<b>1</b>	<b>2</b>	<b>3</b>	<b>4</b>	<b>5</b>	<b>6</b>	<b>7</b>	<b>8</b>	<b>9</b>	<b>10</b>
	1	1:06.17	1:09.68	1:06.00	1:07.36	1:10.10	1:09.24	1:05.76	1:08.16		
<b>16</b>	<b>Mac HULBERT</b>										
	<b>Lap</b>	<b>1</b>	<b>2</b>	<b>3</b>	<b>4</b>	<b>5</b>	<b>6</b>	<b>7</b>	<b>8</b>	<b>9</b>	<b>10</b>
	1	1:16.01	1:15.29	1:14.02	1:14.59	1:14.69	1:13.07	1:12.85			
<b>22</b>	<b>Tim KNELLER</b>										
	<b>Lap</b>	<b>1</b>	<b>2</b>	<b>3</b>	<b>4</b>	<b>5</b>	<b>6</b>	<b>7</b>	<b>8</b>	<b>9</b>	<b>10</b>
	1	1:05.83	1:09.70	1:03.73	1:05.97	1:09.20	1:14.03	1:06.66	1:09.88		
<b>29</b>	<b>Mark BRETT</b>										
	<b>Lap</b>	<b>1</b>	<b>2</b>	<b>3</b>	<b>4</b>	<b>5</b>	<b>6</b>	<b>7</b>	<b>8</b>	<b>9</b>	<b>10</b>
	1	1:12.35	1:07.65	1:06.88	1:06.41	1:05.54	1:04.65	1:13.43	1:12.68		
<b>31</b>	<b>Trevor SWETE</b>										
	<b>Lap</b>	<b>1</b>	<b>2</b>	<b>3</b>	<b>4</b>	<b>5</b>	<b>6</b>	<b>7</b>	<b>8</b>	<b>9</b>	<b>10</b>
	1	1:12.92	1:10.24	1:11.77	1:14.23	1:11.78	1:08.66	1:10.16			
<b>33</b>	<b>John GUYATT</b>										
	<b>Lap</b>	<b>1</b>	<b>2</b>	<b>3</b>	<b>4</b>	<b>5</b>	<b>6</b>	<b>7</b>	<b>8</b>	<b>9</b>	<b>10</b>
	1	1:15.00	1:13.45	1:11.77	1:14.63	1:15.07	1:14.25	1:12.33			
<b>38</b>	<b>Simon BLAKENEY-EDWARDS</b>										
	<b>Lap</b>	<b>1</b>	<b>2</b>	<b>3</b>	<b>4</b>	<b>5</b>	<b>6</b>	<b>7</b>	<b>8</b>	<b>9</b>	<b>10</b>
	1	1:14.02	1:09.60								
<b>41</b>	<b>Clive TEMPLE</b>										
	<b>Lap</b>	<b>1</b>	<b>2</b>	<b>3</b>	<b>4</b>	<b>5</b>	<b>6</b>	<b>7</b>	<b>8</b>	<b>9</b>	<b>10</b>
	1	1:14.56	1:14.90	1:20.64	1:16.10	1:15.83	1:14.93	1:14.76			
<b>42</b>	<b>Hamish MONRO</b>										
	<b>Lap</b>	<b>1</b>	<b>2</b>	<b>3</b>	<b>4</b>	<b>5</b>	<b>6</b>	<b>7</b>	<b>8</b>	<b>9</b>	<b>10</b>
	1	1:11.14	1:11.23	1:12.44	1:09.72	1:10.83	1:08.81	1:11.28			
<b>48</b>	<b>John REEVE</b>										
	<b>Lap</b>	<b>1</b>	<b>2</b>	<b>3</b>	<b>4</b>	<b>5</b>	<b>6</b>	<b>7</b>	<b>8</b>	<b>9</b>	<b>10</b>
	1	1:19.26	1:17.11	1:17.44	1:18.25	1:13.87	1:17.14	1:18.64			
<b>49</b>	<b>Ian STANDING</b>										
	<b>Lap</b>	<b>1</b>	<b>2</b>	<b>3</b>	<b>4</b>	<b>5</b>	<b>6</b>	<b>7</b>	<b>8</b>	<b>9</b>	<b>10</b>
	1	1:17.89	1:13.44	1:18.65	1:17.12	1:20.00	1:13.90	1:14.79			
<b>51</b>	<b>Barry FOSTER</b>										
	<b>Lap</b>	<b>1</b>	<b>2</b>	<b>3</b>	<b>4</b>	<b>5</b>	<b>6</b>	<b>7</b>	<b>8</b>	<b>9</b>	<b>10</b>
	1	1:18.49	1:14.71	1:14.95	1:13.16	1:15.69	1:13.86				
<b>52</b>	<b>Anthony FENWICK-WILSON</b>										
	<b>Lap</b>	<b>1</b>	<b>2</b>	<b>3</b>	<b>4</b>	<b>5</b>	<b>6</b>	<b>7</b>	<b>8</b>	<b>9</b>	<b>10</b>
	1	1:12.83	1:19.42	1:17.23	1:14.86	1:15.02	1:15.09	1:17.38			

<b>56</b>	<b>Duncan POTTER</b>									
<b>Lap</b>	<b>1</b>	<b>2</b>	<b>3</b>	<b>4</b>	<b>5</b>	<b>6</b>	<b>7</b>	<b>8</b>	<b>9</b>	<b>10</b>
1	1:15.52	1:15.05	1:14.66	1:15.22	1:15.49	1:13.85	1:15.76			
<b>57</b>	<b>Fred BOOTHBY</b>									
<b>Lap</b>	<b>1</b>	<b>2</b>	<b>3</b>	<b>4</b>	<b>5</b>	<b>6</b>	<b>7</b>	<b>8</b>	<b>9</b>	<b>10</b>
1	1:13.71	1:13.28	1:12.52	1:14.53	1:12.84	1:12.43	1:13.36			
<b>61</b>	<b>Robert MOORE</b>									
<b>Lap</b>	<b>1</b>	<b>2</b>	<b>3</b>	<b>4</b>	<b>5</b>	<b>6</b>	<b>7</b>	<b>8</b>	<b>9</b>	<b>10</b>
1	1:14.40	1:08.40	1:08.88	1:12.63	1:12.90	1:11.22	1:11.12			
<b>62</b>	<b>Simon EDWARDS</b>									
<b>Lap</b>	<b>1</b>	<b>2</b>	<b>3</b>	<b>4</b>	<b>5</b>	<b>6</b>	<b>7</b>	<b>8</b>	<b>9</b>	<b>10</b>
1	1:11.68	1:11.11	1:11.55	1:10.61	1:10.82	1:13.55	1:10.96			
<b>65</b>	<b>Norman PEMBERTON</b>									
<b>Lap</b>	<b>1</b>	<b>2</b>	<b>3</b>	<b>4</b>	<b>5</b>	<b>6</b>	<b>7</b>	<b>8</b>	<b>9</b>	<b>10</b>
1	1:15.31	1:18.43	1:23.50	1:21.41	1:20.34	1:18.55	1:19.90			
<b>70</b>	<b>Andrew BAKER</b>									
<b>Lap</b>	<b>1</b>	<b>2</b>	<b>3</b>	<b>4</b>	<b>5</b>	<b>6</b>	<b>7</b>	<b>8</b>	<b>9</b>	<b>10</b>
1	1:14.68	1:13.23	1:20.47	1:12.55	1:13.70	1:14.39	1:14.34			
<b>71</b>	<b>Anne BOURSOT</b>									
<b>Lap</b>	<b>1</b>	<b>2</b>	<b>3</b>	<b>4</b>	<b>5</b>	<b>6</b>	<b>7</b>	<b>8</b>	<b>9</b>	<b>10</b>
1	1:32.27	1:36.29	1:32.17	1:31.05	1:28.61					
<b>73</b>	<b>Simon JACKSON</b>									
<b>Lap</b>	<b>1</b>	<b>2</b>	<b>3</b>	<b>4</b>	<b>5</b>	<b>6</b>	<b>7</b>	<b>8</b>	<b>9</b>	<b>10</b>
1	1:21.20	1:18.31	1:18.64	1:19.80	1:16.88	1:16.81	1:17.06			
<b>87</b>	<b>Tim WADSWORTH</b>									
<b>Lap</b>	<b>1</b>	<b>2</b>	<b>3</b>	<b>4</b>	<b>5</b>	<b>6</b>	<b>7</b>	<b>8</b>	<b>9</b>	<b>10</b>
1	1:22.09	1:20.75	1:19.43	1:19.88	1:18.60	1:20.64				
<b>97</b>	<b>Dennis JOHNSON</b>									
<b>Lap</b>	<b>1</b>	<b>2</b>	<b>3</b>	<b>4</b>	<b>5</b>	<b>6</b>	<b>7</b>	<b>8</b>	<b>9</b>	<b>10</b>
1	1:20.35	1:20.23	1:21.59	1:19.07	1:24.75	1:20.82				
<b>99</b>	<b>Andy CAWLEY</b>									
<b>Lap</b>	<b>1</b>	<b>2</b>	<b>3</b>	<b>4</b>	<b>5</b>	<b>6</b>	<b>7</b>	<b>8</b>	<b>9</b>	<b>10</b>
1	1:30.83	1:27.03	1:26.56	1:28.83	1:33.62					
<b>102</b>	<b>Andrew HARRINGTON</b>									
<b>Lap</b>	<b>1</b>	<b>2</b>	<b>3</b>	<b>4</b>	<b>5</b>	<b>6</b>	<b>7</b>	<b>8</b>	<b>9</b>	<b>10</b>
1	1:37.87	1:40.32	1:38.26	1:36.55	1:38.37					
<b>112</b>	<b>David OZANNE</b>									
<b>Lap</b>	<b>1</b>	<b>2</b>	<b>3</b>	<b>4</b>	<b>5</b>	<b>6</b>	<b>7</b>	<b>8</b>	<b>9</b>	<b>10</b>
1	1:14.53	1:14.16	1:11.13	1:15.35	1:12.98	1:14.75	1:10.68			
<b>123</b>	<b>Andy KING</b>									
<b>Lap</b>	<b>1</b>	<b>2</b>	<b>3</b>	<b>4</b>	<b>5</b>	<b>6</b>	<b>7</b>	<b>8</b>	<b>9</b>	<b>10</b>
1	1:31.34	1:26.39	1:28.18	1:21.96	1:21.26	1:20.80				

---

**141 Mark REECE**

Lap	1	2	3	4	5	6	7	8	9	10
1	1:23.95	1:21.78	1:19.34	1:18.19	1:18.62	1:18.24				

---

**195 David JOHNSON**

Lap	1	2	3	4	5	6	7	8	9	10
1	1:13.10	1:13.21	1:15.02	1:17.03	1:12.44	1:10.86	1:13.32			



# The Vintage Sports-Car Club

## VINTAGE RACING CARS

### PROVISIONAL RESULT - PRACTICE SESSION 2

PI	No	CI	Name	Car	Laps	Time on Lap	Behind	MPH	
1	198		Charles GILLET	Frazer Nash Super Sports	8	58.69	8	82.71	
2	126		Patrick BLAKENEY-EDWARDS	Frazer Nash Super Sports	8	1:00.18	7	01.49	80.66
3	3		Tony LEES	AC/GN Cognac	6	1:02.72	3	04.03	77.40
4	23		Mike PAINTER	MG Kayne	7	1:03.08	6	04.39	76.95
5	25		Tom WATERFIELD	GN Special	8	1:03.39	4	04.70	76.58
6	111		Tony SEBER	Wolseley Hornet Special	8	1:04.13	7	05.44	75.69
7	6		Dougal CAWLEY	GN/Ford Piglet	4	1:04.32	3	05.63	75.47
8	125		Hughie WALKER	Frazer Nash Martyr Spl	3	1:05.15	2	06.46	74.51
9	26		Bruce STOPS	Bugatti T35/44	8	1:05.15	4	06.46	74.51
10	91		Nick HAYWARD-COOK	Austin 7 Monoposto	7	1:05.77	4	07.08	73.81
11	63		John SKEAVINGTON	Austin Ulster Replica	7	1:08.24	7	09.55	71.13
12	69		Angus FROST	Austin/MG LA Special	7	1:08.25	3	09.56	71.12
13	74		Iain STEWART	Morgan Super Aero	6	1:08.70	2	10.01	70.66
14	194		James RICKETTS	Riley 9 Monoposto	7	1:11.69	7	13.00	67.71
15	50		Graham PADDICK	McDowell Ford Track Rac	7	1:13.48	6	14.79	66.06
16	18		Chris HUDSON	Bugatti T35B	1	1:15.62	1	16.93	64.19
17	83		Malcolm HILLS	Austin 7 Single Seat Race	6	1:16.83	6	18.14	63.18
18	67		David ASPLIN	Austin 7 Ulster Replica	6	1:18.57	3	19.88	61.78
19	81		Robert MOORE	Austin 7	6	1:19.47	5	20.78	61.08
20	196		George PARKINSON	Austin AD Tourer	5	1:22.03	5	23.34	59.18
21	92		Richard ILIFFE	Riley TT Sprite Replica	3	1:25.25	2	26.56	56.94
22	79		India WALKER	Austin 7 Special	5	1:28.30	1	29.61	54.97

#### Not-Seen

37	Bo WILLIAMS	Bugatti T35B
82	Max FRASER	Austin Seven

Start Time : 09:53

Mallory Park

12 Aug 17 10:05

Clerk of Course:

Time Issued:

Chief Timekeeper:

THESE RESULTS ARE PROVISIONAL UNTIL THE CONCLUSION OF ANY JUDICIAL AND TECHNICAL MATTERS

Timing by HS Sports Ltd - Results and Lap Times at [www.theresultslive.co.uk/vintage-sports-car-club](http://www.theresultslive.co.uk/vintage-sports-car-club)

# VINTAGE RACING CARS

## LAP TIMES - PRACTICE SESSION 2

<b>3</b>	<b>Tony LEES</b>										
	<b>Lap</b>	<b>1</b>	<b>2</b>	<b>3</b>	<b>4</b>	<b>5</b>	<b>6</b>	<b>7</b>	<b>8</b>	<b>9</b>	<b>10</b>
	1	1:04.64	1:03.10	1:02.72	1:02.89	1:03.53	1:03.96				
<b>6</b>	<b>Dougal CAWLEY</b>										
	<b>Lap</b>	<b>1</b>	<b>2</b>	<b>3</b>	<b>4</b>	<b>5</b>	<b>6</b>	<b>7</b>	<b>8</b>	<b>9</b>	<b>10</b>
	1	1:04.67	1:05.76	1:04.32	1:10.47						
<b>18</b>	<b>Chris HUDSON</b>										
	<b>Lap</b>	<b>1</b>	<b>2</b>	<b>3</b>	<b>4</b>	<b>5</b>	<b>6</b>	<b>7</b>	<b>8</b>	<b>9</b>	<b>10</b>
	1	1:15.62									
<b>23</b>	<b>Mike PAINTER</b>										
	<b>Lap</b>	<b>1</b>	<b>2</b>	<b>3</b>	<b>4</b>	<b>5</b>	<b>6</b>	<b>7</b>	<b>8</b>	<b>9</b>	<b>10</b>
	1	1:11.26	1:05.40	1:10.11	1:04.18	1:04.47	1:03.08	1:04.81			
<b>25</b>	<b>Tom WATERFIELD</b>										
	<b>Lap</b>	<b>1</b>	<b>2</b>	<b>3</b>	<b>4</b>	<b>5</b>	<b>6</b>	<b>7</b>	<b>8</b>	<b>9</b>	<b>10</b>
	1	1:05.27	1:04.29	1:05.03	1:03.39	1:06.67	1:07.09	1:03.76	1:03.68		
<b>26</b>	<b>Bruce STOPS</b>										
	<b>Lap</b>	<b>1</b>	<b>2</b>	<b>3</b>	<b>4</b>	<b>5</b>	<b>6</b>	<b>7</b>	<b>8</b>	<b>9</b>	<b>10</b>
	1	1:06.39	1:06.35	1:06.37	1:05.15	1:08.15	1:05.64	1:05.66	1:06.15		
<b>50</b>	<b>Graham PADDICK</b>										
	<b>Lap</b>	<b>1</b>	<b>2</b>	<b>3</b>	<b>4</b>	<b>5</b>	<b>6</b>	<b>7</b>	<b>8</b>	<b>9</b>	<b>10</b>
	1	1:14.35	1:13.50	1:14.67	1:13.64	1:16.33	1:13.48	1:13.80			
<b>63</b>	<b>John SKEAVINGTON</b>										
	<b>Lap</b>	<b>1</b>	<b>2</b>	<b>3</b>	<b>4</b>	<b>5</b>	<b>6</b>	<b>7</b>	<b>8</b>	<b>9</b>	<b>10</b>
	1	1:13.12	1:10.56	1:13.81	1:15.62	1:11.89	1:09.00	1:08.24			
<b>67</b>	<b>David ASPLIN</b>										
	<b>Lap</b>	<b>1</b>	<b>2</b>	<b>3</b>	<b>4</b>	<b>5</b>	<b>6</b>	<b>7</b>	<b>8</b>	<b>9</b>	<b>10</b>
	1	1:21.87	1:19.53	1:18.57	1:21.08	1:22.43	1:19.40				
<b>69</b>	<b>Angus FROST</b>										
	<b>Lap</b>	<b>1</b>	<b>2</b>	<b>3</b>	<b>4</b>	<b>5</b>	<b>6</b>	<b>7</b>	<b>8</b>	<b>9</b>	<b>10</b>
	1	1:12.93	1:10.04	1:08.25	1:13.96	1:11.73	1:11.86	1:15.48			
<b>74</b>	<b>Iain STEWART</b>										
	<b>Lap</b>	<b>1</b>	<b>2</b>	<b>3</b>	<b>4</b>	<b>5</b>	<b>6</b>	<b>7</b>	<b>8</b>	<b>9</b>	<b>10</b>
	1	1:22.08	1:08.70	1:14.06	1:17.87	1:19.04	1:20.97				
<b>79</b>	<b>India WALKER</b>										
	<b>Lap</b>	<b>1</b>	<b>2</b>	<b>3</b>	<b>4</b>	<b>5</b>	<b>6</b>	<b>7</b>	<b>8</b>	<b>9</b>	<b>10</b>
	1	1:28.30	1:29.86	1:28.53	1:32.90	1:28.65					
<b>81</b>	<b>Robert MOORE</b>										
	<b>Lap</b>	<b>1</b>	<b>2</b>	<b>3</b>	<b>4</b>	<b>5</b>	<b>6</b>	<b>7</b>	<b>8</b>	<b>9</b>	<b>10</b>
	1	1:22.37	1:24.03	1:20.68	1:19.69	1:19.47	1:21.14				

<b>83</b>	<b>Malcolm HILLS</b>									
<b>Lap</b>	<b>1</b>	<b>2</b>	<b>3</b>	<b>4</b>	<b>5</b>	<b>6</b>	<b>7</b>	<b>8</b>	<b>9</b>	<b>10</b>
1	1:19.10	1:19.36	1:17.31	1:18.21	1:18.21	1:16.83				
<b>91</b>	<b>Nick HAYWARD-COOK</b>									
<b>Lap</b>	<b>1</b>	<b>2</b>	<b>3</b>	<b>4</b>	<b>5</b>	<b>6</b>	<b>7</b>	<b>8</b>	<b>9</b>	<b>10</b>
1	1:14.31	1:09.14	1:12.27	1:05.77	1:09.62	1:11.00	1:08.47			
<b>92</b>	<b>Richard ILIFFE</b>									
<b>Lap</b>	<b>1</b>	<b>2</b>	<b>3</b>	<b>4</b>	<b>5</b>	<b>6</b>	<b>7</b>	<b>8</b>	<b>9</b>	<b>10</b>
1	1:55.11	1:25.25	1:27.24							
<b>111</b>	<b>Tony SEBER</b>									
<b>Lap</b>	<b>1</b>	<b>2</b>	<b>3</b>	<b>4</b>	<b>5</b>	<b>6</b>	<b>7</b>	<b>8</b>	<b>9</b>	<b>10</b>
1	1:05.13	1:04.35	1:05.16	1:04.82	1:04.32	1:06.11	1:04.13	1:05.08		
<b>125</b>	<b>Hughie WALKER</b>									
<b>Lap</b>	<b>1</b>	<b>2</b>	<b>3</b>	<b>4</b>	<b>5</b>	<b>6</b>	<b>7</b>	<b>8</b>	<b>9</b>	<b>10</b>
1	1:17.79	1:05.15	1:12.98							
<b>126</b>	<b>Patrick BLAKENEY-EDWARDS</b>									
<b>Lap</b>	<b>1</b>	<b>2</b>	<b>3</b>	<b>4</b>	<b>5</b>	<b>6</b>	<b>7</b>	<b>8</b>	<b>9</b>	<b>10</b>
1	1:05.79	1:01.92	1:01.66	1:05.25	1:02.54	1:03.00	1:00.18	1:05.57		
<b>194</b>	<b>James RICKETTS</b>									
<b>Lap</b>	<b>1</b>	<b>2</b>	<b>3</b>	<b>4</b>	<b>5</b>	<b>6</b>	<b>7</b>	<b>8</b>	<b>9</b>	<b>10</b>
1	1:14.11	1:12.09	1:15.15	1:13.79	1:12.97	1:12.15	1:11.69			
<b>196</b>	<b>George PARKINSON</b>									
<b>Lap</b>	<b>1</b>	<b>2</b>	<b>3</b>	<b>4</b>	<b>5</b>	<b>6</b>	<b>7</b>	<b>8</b>	<b>9</b>	<b>10</b>
1	1:22.32	1:28.56	1:27.04	1:27.39	1:22.03					
<b>198</b>	<b>Charles GILLETT</b>									
<b>Lap</b>	<b>1</b>	<b>2</b>	<b>3</b>	<b>4</b>	<b>5</b>	<b>6</b>	<b>7</b>	<b>8</b>	<b>9</b>	<b>10</b>
1	1:00.18	1:00.93	1:03.48	1:01.12	59.38	1:01.54	1:00.87	58.69		





# The Vintage Sports-Car Club

## EDWARDIAN CARS

### PROVISIONAL RESULT - PRACTICE SESSION 3

PI	No	CI Name	Car	Laps	Time on Lap	Behind	MPH
1	36	Mark WALKER	GN Thunderbug	7	1:07.28	4	72.15
2	45	Richard SCALDWELL	De Dietrich 130 HP Cours	6	1:11.92	6 04.64	67.49
3	72	Matt SHEPHERD	Austin 7	7	1:14.55	3 07.27	65.11
4	60	Ben COLLINGS	Mercedes 60HP	5	1:15.40	2 08.12	64.38
5	86	Hugh MACKINTOSH	Hudson Super Six Racer	7	1:16.86	5 09.58	63.16
6	114	Andrew HOWE-DAVIES	Scat Racer	6	1:18.44	6 11.16	61.88
7	85	Leslie MURRAY	De Dion Bouton/Curtis Ox	6	1:19.74	6 12.46	60.88
8	93	Jack BOND	Vauxhall A/D Type	6	1:23.01	3 15.73	58.48
9	121	Peter WILSON	Brasier Voiture De Course	6	1:23.91	3 16.63	57.85
10	115	John POLSON	Talbot 12 HP	6	1:24.42	2 17.14	57.50
11	118	David BIGGINS	Daimler Mercedes Rennw	6	1:24.74	3 17.46	57.28
12	117	Rob HUBBARD	Sunbeam 16/20	6	1:26.49	2 19.21	56.12
13	116	Nicholas HILDYARD	Theophile Schneider Aero	6	1:27.48	3 20.20	55.49
14	103	Luke ROBERTS	Bianchi 28/40	6	1:28.67	6 21.39	54.75
15	104	Ron BIRKETT	Dodge Hornsted	6	1:32.00	2 24.72	52.76
16	100	Tom WALKER	Hispano Suiza Alfonso 2S	5	1:37.26	4 29.98	49.91
17	105	Roger TWELVETREES	Wolseley 16/20	5	1:37.45	4 30.17	49.81
18	7	John BRYDON	CGV Sports	2	1:46.98	2 39.70	45.38
<b>Not-Seen</b>							
	122	Marcus BLACK	Sunbeam Coupe De L'Auto				
	55	Mark WALKER	Monarch Special				
	88	Duncan PITTAWAY	Fiat S76				

Car 7 - Please fit working transponder

Start Time : 10:06

Mallory Park

12 Aug 17 10:20

Clerk of Course:

Time Issued:

Chief Timekeeper:

THESE RESULTS ARE PROVISIONAL UNTIL THE CONCLUSION OF ANY JUDICIAL AND TECHNICAL MATTERS

Timing by HS Sports Ltd - Results and Lap Times at [www.theresultslive.co.uk/vintage-sports-car-club](http://www.theresultslive.co.uk/vintage-sports-car-club)

# EDWARDIAN CARS

## LAP TIMES - PRACTICE SESSION 3

<b>7</b>	<b>John BRYDON</b>										
<b>Lap</b>	<b>1</b>	<b>2</b>	<b>3</b>	<b>4</b>	<b>5</b>	<b>6</b>	<b>7</b>	<b>8</b>	<b>9</b>	<b>10</b>	
1	1:50.44	1:46.98									
<b>36</b>	<b>Mark WALKER</b>										
<b>Lap</b>	<b>1</b>	<b>2</b>	<b>3</b>	<b>4</b>	<b>5</b>	<b>6</b>	<b>7</b>	<b>8</b>	<b>9</b>	<b>10</b>	
1	1:14.17	1:10.10	1:10.01	1:07.28	1:14.05	1:09.33	1:08.44				
<b>45</b>	<b>Richard SCALDWELL</b>										
<b>Lap</b>	<b>1</b>	<b>2</b>	<b>3</b>	<b>4</b>	<b>5</b>	<b>6</b>	<b>7</b>	<b>8</b>	<b>9</b>	<b>10</b>	
1	1:15.49	1:13.79	1:14.19	1:15.97	1:15.84	1:11.92					
<b>60</b>	<b>Ben COLLINGS</b>										
<b>Lap</b>	<b>1</b>	<b>2</b>	<b>3</b>	<b>4</b>	<b>5</b>	<b>6</b>	<b>7</b>	<b>8</b>	<b>9</b>	<b>10</b>	
1	1:17.13	1:15.40	1:18.71	1:16.26	1:16.45						
<b>72</b>	<b>Matt SHEPHERD</b>										
<b>Lap</b>	<b>1</b>	<b>2</b>	<b>3</b>	<b>4</b>	<b>5</b>	<b>6</b>	<b>7</b>	<b>8</b>	<b>9</b>	<b>10</b>	
1	1:18.91	1:22.88	1:14.55	1:15.86	1:17.94	1:18.01	1:17.34				
<b>85</b>	<b>Leslie MURRAY</b>										
<b>Lap</b>	<b>1</b>	<b>2</b>	<b>3</b>	<b>4</b>	<b>5</b>	<b>6</b>	<b>7</b>	<b>8</b>	<b>9</b>	<b>10</b>	
1	1:26.65	1:23.26	1:22.46	1:22.21	1:20.70	1:19.74					
<b>86</b>	<b>Hugh MACKINTOSH</b>										
<b>Lap</b>	<b>1</b>	<b>2</b>	<b>3</b>	<b>4</b>	<b>5</b>	<b>6</b>	<b>7</b>	<b>8</b>	<b>9</b>	<b>10</b>	
1	1:25.88	1:18.36	1:19.55	1:17.60	1:16.86	1:20.57	1:21.72				
<b>93</b>	<b>Jack BOND</b>										
<b>Lap</b>	<b>1</b>	<b>2</b>	<b>3</b>	<b>4</b>	<b>5</b>	<b>6</b>	<b>7</b>	<b>8</b>	<b>9</b>	<b>10</b>	
1	1:28.96	1:26.13	1:23.01	1:27.81	1:26.54	1:24.62					
<b>100</b>	<b>Tom WALKER</b>										
<b>Lap</b>	<b>1</b>	<b>2</b>	<b>3</b>	<b>4</b>	<b>5</b>	<b>6</b>	<b>7</b>	<b>8</b>	<b>9</b>	<b>10</b>	
1	1:42.05	1:40.95	1:38.95	1:37.26	1:39.28						
<b>103</b>	<b>Luke ROBERTS</b>										
<b>Lap</b>	<b>1</b>	<b>2</b>	<b>3</b>	<b>4</b>	<b>5</b>	<b>6</b>	<b>7</b>	<b>8</b>	<b>9</b>	<b>10</b>	
1	1:33.58	1:32.19	1:30.42	1:32.53	1:35.77	1:28.67					
<b>104</b>	<b>Ron BIRKETT</b>										
<b>Lap</b>	<b>1</b>	<b>2</b>	<b>3</b>	<b>4</b>	<b>5</b>	<b>6</b>	<b>7</b>	<b>8</b>	<b>9</b>	<b>10</b>	
1	1:34.65	1:32.00	1:34.23	1:34.13	1:32.88	1:35.96					
<b>105</b>	<b>Roger TWELVETREES</b>										
<b>Lap</b>	<b>1</b>	<b>2</b>	<b>3</b>	<b>4</b>	<b>5</b>	<b>6</b>	<b>7</b>	<b>8</b>	<b>9</b>	<b>10</b>	
1	1:39.20	1:41.18	1:38.89	1:37.45	1:38.82						
<b>114</b>	<b>Andrew HOWE-DAVIES</b>										
<b>Lap</b>	<b>1</b>	<b>2</b>	<b>3</b>	<b>4</b>	<b>5</b>	<b>6</b>	<b>7</b>	<b>8</b>	<b>9</b>	<b>10</b>	
1	1:22.73	1:22.87	1:20.52	1:19.46	1:19.53	1:18.44					

---

<b>115</b>	<b>John POLSON</b>										
	<b>Lap</b>	<b>1</b>	<b>2</b>	<b>3</b>	<b>4</b>	<b>5</b>	<b>6</b>	<b>7</b>	<b>8</b>	<b>9</b>	<b>10</b>
	1	1:26.04	1:24.42	1:24.50	1:24.62	1:24.52	1:24.59				

---

<b>116</b>	<b>Nicholas HILDYARD</b>										
	<b>Lap</b>	<b>1</b>	<b>2</b>	<b>3</b>	<b>4</b>	<b>5</b>	<b>6</b>	<b>7</b>	<b>8</b>	<b>9</b>	<b>10</b>
	1	1:31.49	1:35.95	1:27.48	1:28.55	1:29.80	1:30.14				

---

<b>117</b>	<b>Rob HUBBARD</b>										
	<b>Lap</b>	<b>1</b>	<b>2</b>	<b>3</b>	<b>4</b>	<b>5</b>	<b>6</b>	<b>7</b>	<b>8</b>	<b>9</b>	<b>10</b>
	1	1:33.11	1:26.49	1:27.83	1:27.44	1:29.80	1:28.47				

---

<b>118</b>	<b>David BIGGINS</b>										
	<b>Lap</b>	<b>1</b>	<b>2</b>	<b>3</b>	<b>4</b>	<b>5</b>	<b>6</b>	<b>7</b>	<b>8</b>	<b>9</b>	<b>10</b>
	1	1:26.75	1:25.12	1:24.74	1:25.19	1:26.97	1:26.48				

---

<b>121</b>	<b>Peter WILSON</b>										
	<b>Lap</b>	<b>1</b>	<b>2</b>	<b>3</b>	<b>4</b>	<b>5</b>	<b>6</b>	<b>7</b>	<b>8</b>	<b>9</b>	<b>10</b>
	1	1:32.89	1:25.00	1:23.91	1:27.46	1:27.87	1:31.16				



# The Vintage Sports-Car Club

## PRE-1961 RACING CARS

### PROVISIONAL RESULT - PRACTICE SESSION 4

PI	No	CI	Name	Car	Laps	Time on Lap	Behind	MPH	
1	4		Steve RUSSELL	Cooper Bristol Mkii	8	57.05	7	85.09	
2	1		Duncan RICKETTS	Alta 2 Litre	8	57.22	6	00.17	84.83
3	119		Anthony SMITH	Elva 100	8	58.59	5	01.54	82.85
4	17		Matt RICKETTS	Cooper Type 41	8	59.18	4	02.13	82.03
5	47		Hamish BIBBY	Morgan Racing	6	59.41	5	02.36	81.71
6	20		Julian WILTON	Cooper Bristol	8	59.57	2	02.52	81.49
7	134		Bill TUER	Morgan Racing	6	59.76	5	02.71	81.23
8	34		Julian GRIMWADE	Frazer Nash Single Seat	8	59.90	5	02.85	81.04
9	127		Charlie MARTIN	Connaught A Type	8	1:00.18	3	03.13	80.66
10	15		Simon FROST	Alta Norris Special	3	1:00.55	3	03.50	80.17
11	8		Tom WALKER	Amilcar Hispano Special	7	1:01.76	3	04.71	78.60
12	120		Christian PEDERSEN	Austin 7 Special	7	1:02.51	4	05.46	77.66
13	27		Harry PAINTER	MG PA 2Str	7	1:02.73	4	05.68	77.38
14	9		Stephen SHOOSMITH	Bugatti T51	7	1:03.65	3	06.60	76.26
15	191		James RICKETTS	Austin 7 Monoposto	7	1:04.79	4	07.74	74.92
16	40		Robert MIDDLETON	Aston Martin Speed 'Red	7	1:06.52	4	09.47	72.97
17	94		Nick HAYWARD-COOK	Riley 9 Monoposto	6	1:07.59	5	10.54	71.82
18	64		Paul WESTON	Frazer Nash TT Replica	7	1:10.01	3	12.96	69.34
19	43		Rupert MANN	Riley Special	6	1:12.38	4	15.33	67.07
20	59		Douglas MARTIN	Hillegass Sprint Car	6	1:12.46	5	15.41	66.99
21	89		Alan HARPLEY	Avon/Alvis Special	6	1:21.05	6	24.00	59.89
22	96		Philip PARKINSON	Austin AD Tourer	5	1:24.18	2	27.13	57.67

#### Not-Seen

14 Tim GREENHILL Wolseley Hornet Special

Start Time : 10:27

Mallory Park

12 Aug 17 10:38

Clerk of Course:

Time Issued:

Chief Timekeeper:

THESE RESULTS ARE PROVISIONAL UNTIL THE CONCLUSION OF ANY JUDICIAL AND TECHNICAL MATTERS

Timing by HS Sports Ltd - Results and Lap Times at [www.theresultslive.co.uk/vintage-sports-car-club](http://www.theresultslive.co.uk/vintage-sports-car-club)

# PRE-1961 RACING CARS

## LAP TIMES - PRACTICE SESSION 4

<b>1</b>	<b>Duncan RICKETTS</b>									
<b>Lap</b>	<b>1</b>	<b>2</b>	<b>3</b>	<b>4</b>	<b>5</b>	<b>6</b>	<b>7</b>	<b>8</b>	<b>9</b>	<b>10</b>
1	1:01.86	59.58	57.24	57.32	59.84	57.22	58.65	1:03.38		
<b>4</b>	<b>Steve RUSSELL</b>									
<b>Lap</b>	<b>1</b>	<b>2</b>	<b>3</b>	<b>4</b>	<b>5</b>	<b>6</b>	<b>7</b>	<b>8</b>	<b>9</b>	<b>10</b>
1	59.31	58.65	1:00.30	57.92	58.15	58.06	57.05	1:02.73		
<b>8</b>	<b>Tom WALKER</b>									
<b>Lap</b>	<b>1</b>	<b>2</b>	<b>3</b>	<b>4</b>	<b>5</b>	<b>6</b>	<b>7</b>	<b>8</b>	<b>9</b>	<b>10</b>
1	1:04.61	1:04.75	1:01.76	1:01.83	1:03.26	1:07.31	1:18.12			
<b>9</b>	<b>Stephen SHOOSMITH</b>									
<b>Lap</b>	<b>1</b>	<b>2</b>	<b>3</b>	<b>4</b>	<b>5</b>	<b>6</b>	<b>7</b>	<b>8</b>	<b>9</b>	<b>10</b>
1	1:06.26	1:03.79	1:03.65	1:05.05	1:07.03	1:05.17	1:09.64			
<b>15</b>	<b>Simon FROST</b>									
<b>Lap</b>	<b>1</b>	<b>2</b>	<b>3</b>	<b>4</b>	<b>5</b>	<b>6</b>	<b>7</b>	<b>8</b>	<b>9</b>	<b>10</b>
1	1:06.46	1:04.02	1:00.55							
<b>17</b>	<b>Matt RICKETTS</b>									
<b>Lap</b>	<b>1</b>	<b>2</b>	<b>3</b>	<b>4</b>	<b>5</b>	<b>6</b>	<b>7</b>	<b>8</b>	<b>9</b>	<b>10</b>
1	1:08.58	1:01.20	1:00.26	59.18	1:02.26	1:00.36	59.18	1:04.10		
<b>20</b>	<b>Julian WILTON</b>									
<b>Lap</b>	<b>1</b>	<b>2</b>	<b>3</b>	<b>4</b>	<b>5</b>	<b>6</b>	<b>7</b>	<b>8</b>	<b>9</b>	<b>10</b>
1	1:02.37	59.57	1:02.44	1:00.49	1:00.51	59.97	1:04.52	1:04.26		
<b>27</b>	<b>Harry PAINTER</b>									
<b>Lap</b>	<b>1</b>	<b>2</b>	<b>3</b>	<b>4</b>	<b>5</b>	<b>6</b>	<b>7</b>	<b>8</b>	<b>9</b>	<b>10</b>
1	1:05.31	1:05.64	1:03.46	1:02.73	1:03.21	1:02.89	1:05.83			
<b>34</b>	<b>Julian GRIMWADE</b>									
<b>Lap</b>	<b>1</b>	<b>2</b>	<b>3</b>	<b>4</b>	<b>5</b>	<b>6</b>	<b>7</b>	<b>8</b>	<b>9</b>	<b>10</b>
1	1:00.58	1:03.30	1:02.19	1:07.78	59.90	1:02.31	1:01.85	1:04.16		
<b>40</b>	<b>Robert MIDDLETON</b>									
<b>Lap</b>	<b>1</b>	<b>2</b>	<b>3</b>	<b>4</b>	<b>5</b>	<b>6</b>	<b>7</b>	<b>8</b>	<b>9</b>	<b>10</b>
1	1:10.52	1:07.18	1:08.17	1:06.52	1:10.74	1:11.14	1:08.43			
<b>43</b>	<b>Rupert MANN</b>									
<b>Lap</b>	<b>1</b>	<b>2</b>	<b>3</b>	<b>4</b>	<b>5</b>	<b>6</b>	<b>7</b>	<b>8</b>	<b>9</b>	<b>10</b>
1	1:22.75	1:19.35	1:15.86	1:12.38	1:12.87	1:14.70				
<b>47</b>	<b>Hamish BIBBY</b>									
<b>Lap</b>	<b>1</b>	<b>2</b>	<b>3</b>	<b>4</b>	<b>5</b>	<b>6</b>	<b>7</b>	<b>8</b>	<b>9</b>	<b>10</b>
1	1:01.67	1:02.38	1:01.15	1:00.13	59.41	1:00.31				
<b>59</b>	<b>Douglas MARTIN</b>									
<b>Lap</b>	<b>1</b>	<b>2</b>	<b>3</b>	<b>4</b>	<b>5</b>	<b>6</b>	<b>7</b>	<b>8</b>	<b>9</b>	<b>10</b>
1	1:13.45	1:13.70	1:13.18	1:12.48	1:12.46	1:13.50				

<b>64</b>	<b>Paul WESTON</b>									
<b>Lap</b>	<b>1</b>	<b>2</b>	<b>3</b>	<b>4</b>	<b>5</b>	<b>6</b>	<b>7</b>	<b>8</b>	<b>9</b>	<b>10</b>
1	1:13.79	1:13.43	1:10.01	1:12.14	1:10.79	1:10.82	1:16.95			
<b>89</b>	<b>Alan HARPLEY</b>									
<b>Lap</b>	<b>1</b>	<b>2</b>	<b>3</b>	<b>4</b>	<b>5</b>	<b>6</b>	<b>7</b>	<b>8</b>	<b>9</b>	<b>10</b>
1	1:24.68	1:22.65	1:23.09	1:28.40	1:21.34	1:21.05				
<b>94</b>	<b>Nick HAYWARD-COOK</b>									
<b>Lap</b>	<b>1</b>	<b>2</b>	<b>3</b>	<b>4</b>	<b>5</b>	<b>6</b>	<b>7</b>	<b>8</b>	<b>9</b>	<b>10</b>
1	1:12.91	1:08.55	1:11.70	1:08.35	1:07.59	1:08.80				
<b>96</b>	<b>Philip PARKINSON</b>									
<b>Lap</b>	<b>1</b>	<b>2</b>	<b>3</b>	<b>4</b>	<b>5</b>	<b>6</b>	<b>7</b>	<b>8</b>	<b>9</b>	<b>10</b>
1	1:25.44	1:24.18	1:25.55	1:25.70	1:26.96					
<b>119</b>	<b>Anthony SMITH</b>									
<b>Lap</b>	<b>1</b>	<b>2</b>	<b>3</b>	<b>4</b>	<b>5</b>	<b>6</b>	<b>7</b>	<b>8</b>	<b>9</b>	<b>10</b>
1	1:00.27	59.17	1:05.49	1:05.29	58.59	1:00.44	1:02.48	1:02.63		
<b>120</b>	<b>Christian PEDERSEN</b>									
<b>Lap</b>	<b>1</b>	<b>2</b>	<b>3</b>	<b>4</b>	<b>5</b>	<b>6</b>	<b>7</b>	<b>8</b>	<b>9</b>	<b>10</b>
1	1:09.50	1:03.57	1:04.99	1:02.51	1:05.25	1:09.04	1:12.52			
<b>127</b>	<b>Charlie MARTIN</b>									
<b>Lap</b>	<b>1</b>	<b>2</b>	<b>3</b>	<b>4</b>	<b>5</b>	<b>6</b>	<b>7</b>	<b>8</b>	<b>9</b>	<b>10</b>
1	1:03.69	1:01.97	1:00.18	1:02.02	1:02.73	1:00.93	1:01.28	1:01.74		
<b>134</b>	<b>Bill TUER</b>									
<b>Lap</b>	<b>1</b>	<b>2</b>	<b>3</b>	<b>4</b>	<b>5</b>	<b>6</b>	<b>7</b>	<b>8</b>	<b>9</b>	<b>10</b>
1	1:01.39	1:02.69	1:00.58	1:00.70	59.76	59.98				
<b>191</b>	<b>James RICKETTS</b>									
<b>Lap</b>	<b>1</b>	<b>2</b>	<b>3</b>	<b>4</b>	<b>5</b>	<b>6</b>	<b>7</b>	<b>8</b>	<b>9</b>	<b>10</b>
1	1:09.78	1:06.56	1:05.79	1:04.79	1:09.05	1:05.71	1:06.35			



# The Vintage Sports-Car Club

## SPECIAL PRE-WAR SPORTS CARS

### PROVISIONAL RESULT - PRACTICE SESSION 5

PI	No	CI Name	Car	Laps	Time on Lap	Behind	MPH
1	98	Edward WILLIAMS	Frazer Nash Super Sports	8	1:01.34	3	79.14
2	30	Michael JAMES	Riley 12/4 TT Sprite Rep	7	1:02.32	4 00.98	77.89
3	11	Rodney SEBER	Wolseley Hornet Special	7	1:02.97	7 01.63	77.09
4	32	Richard ILIFFE	Riley Elf	3	1:03.03	1 01.69	77.01
5	28	David LEWIS	Alvis Firebird/Speed 25	7	1:05.36	5 04.02	74.27
6	24	Tim RIDES	Riley The Jones Riley	7	1:07.06	4 05.72	72.39
7	21	Jo BLAKENEY-EDWARDS	Frazer Nash Super Sports	7	1:07.29	5 05.95	72.14
8	54	James WHITMORE	Riley 12/4 Special	7	1:07.94	7 06.60	71.45
9	35	Ross KEELING	Delahaye 135Ms	6	1:09.07	5 07.73	70.28
10	39	Jeffrey EDWARDS	Alvis Sports Special	6	1:09.67	5 08.33	69.67
11	44	Alexander HEWITSON	Riley 12/4 Special	6	1:10.39	6 09.05	68.96
12	197	David JOHNSON	Frazer Nash Colmore	7	1:10.73	6 09.39	68.63
13	58	Michael NEW	Riley 12/4	7	1:12.02	7 10.68	67.40
14	68	Andrew CROYSDILL	Riley 12/4	7	1:13.63	4 12.29	65.93
15	78	Nicholas MORLEY	Lagonda LG45 Open 2 Se	6	1:14.60	6 13.26	65.07
16	53	Geoff TOMS	Fiat 508S	6	1:16.92	4 15.58	63.11
17	75	Leonard LORD	Riley Falcon	6	1:19.10	6 17.76	61.37
18	80	Terry McGRATH	Amilcar CGSs	6	1:19.25	5 17.91	61.25
19	76	Christopher EDMONDSON	MG C Type	6	1:20.65	5 19.31	60.19
20	95	Dennis JOHNSON	Frazer Nash Super Sports	6	1:21.62	3 20.28	59.47
21	193	Rebecca SMITH	Vauxhall A/D Type	5	1:25.04	2 23.70	57.08
22	90	Brian WALTON	Riley Sports	5	1:43.20	4 41.86	47.04

#### Not-Seen

192 Stephen RIDDINGTON Riley TT Sprite Replica

Start Time : 10:41

Mallory Park

12 Aug 17 11:19

Clerk of Course:

Time Issued:

Chief Timekeeper:

THESE RESULTS ARE PROVISIONAL UNTIL THE CONCLUSION OF ANY JUDICIAL AND TECHNICAL MATTERS

Timing by HS Sports Ltd - Results and Lap Times at [www.theresultslive.co.uk/vintage-sports-car-club](http://www.theresultslive.co.uk/vintage-sports-car-club)

# SPECIAL PRE-WAR SPORTS CARS

## LAP TIMES - PRACTICE SESSION 5

<b>11</b>	<b>Rodney SEBER</b>										
	<b>Lap</b>	<b>1</b>	<b>2</b>	<b>3</b>	<b>4</b>	<b>5</b>	<b>6</b>	<b>7</b>	<b>8</b>	<b>9</b>	<b>10</b>
	1	1:05.89	1:06.87	1:09.52	1:04.73	1:03.32	1:03.36	1:02.97			
<b>21</b>	<b>Jo BLAKENEY-EDWARDS</b>										
	<b>Lap</b>	<b>1</b>	<b>2</b>	<b>3</b>	<b>4</b>	<b>5</b>	<b>6</b>	<b>7</b>	<b>8</b>	<b>9</b>	<b>10</b>
	1	1:09.88	1:08.78	1:09.98	1:08.11	1:07.29	1:13.64	1:08.81			
<b>24</b>	<b>Tim RIDES</b>										
	<b>Lap</b>	<b>1</b>	<b>2</b>	<b>3</b>	<b>4</b>	<b>5</b>	<b>6</b>	<b>7</b>	<b>8</b>	<b>9</b>	<b>10</b>
	1	1:11.86	1:10.10	1:08.26	1:07.06	1:09.93	1:09.30	1:10.13			
<b>28</b>	<b>David LEWIS</b>										
	<b>Lap</b>	<b>1</b>	<b>2</b>	<b>3</b>	<b>4</b>	<b>5</b>	<b>6</b>	<b>7</b>	<b>8</b>	<b>9</b>	<b>10</b>
	1	1:08.34	1:06.74	1:09.63	1:07.45	1:05.36	1:05.78	1:07.82			
<b>30</b>	<b>Michael JAMES</b>										
	<b>Lap</b>	<b>1</b>	<b>2</b>	<b>3</b>	<b>4</b>	<b>5</b>	<b>6</b>	<b>7</b>	<b>8</b>	<b>9</b>	<b>10</b>
	1	1:03.14	1:03.91	1:03.13	1:02.32	1:04.74	1:04.68	1:10.12			
<b>32</b>	<b>Richard ILIFFE</b>										
	<b>Lap</b>	<b>1</b>	<b>2</b>	<b>3</b>	<b>4</b>	<b>5</b>	<b>6</b>	<b>7</b>	<b>8</b>	<b>9</b>	<b>10</b>
	1	1:03.03	1:03.57	1:04.72							
<b>35</b>	<b>Ross KEELING</b>										
	<b>Lap</b>	<b>1</b>	<b>2</b>	<b>3</b>	<b>4</b>	<b>5</b>	<b>6</b>	<b>7</b>	<b>8</b>	<b>9</b>	<b>10</b>
	1	1:15.81	1:12.25	1:13.55	1:14.98	1:09.07	1:18.82				
<b>39</b>	<b>Jeffrey EDWARDS</b>										
	<b>Lap</b>	<b>1</b>	<b>2</b>	<b>3</b>	<b>4</b>	<b>5</b>	<b>6</b>	<b>7</b>	<b>8</b>	<b>9</b>	<b>10</b>
	1	1:16.79	1:12.51	1:10.66	1:11.56	1:09.67	1:10.43				
<b>44</b>	<b>Alexander HEWITSON</b>										
	<b>Lap</b>	<b>1</b>	<b>2</b>	<b>3</b>	<b>4</b>	<b>5</b>	<b>6</b>	<b>7</b>	<b>8</b>	<b>9</b>	<b>10</b>
	1	1:14.02	1:14.91	1:10.93	1:14.05	1:14.55	1:10.39				
<b>53</b>	<b>Geoff TOMS</b>										
	<b>Lap</b>	<b>1</b>	<b>2</b>	<b>3</b>	<b>4</b>	<b>5</b>	<b>6</b>	<b>7</b>	<b>8</b>	<b>9</b>	<b>10</b>
	1	1:18.88	1:18.64	1:20.61	1:16.92	1:25.35	1:18.42				
<b>54</b>	<b>James WHITMORE</b>										
	<b>Lap</b>	<b>1</b>	<b>2</b>	<b>3</b>	<b>4</b>	<b>5</b>	<b>6</b>	<b>7</b>	<b>8</b>	<b>9</b>	<b>10</b>
	1	1:09.99	1:09.14	1:11.62	1:10.07	1:09.08	1:09.20	1:07.94			
<b>58</b>	<b>Michael NEW</b>										
	<b>Lap</b>	<b>1</b>	<b>2</b>	<b>3</b>	<b>4</b>	<b>5</b>	<b>6</b>	<b>7</b>	<b>8</b>	<b>9</b>	<b>10</b>
	1	1:16.48	1:15.52	1:13.33	1:15.33	1:12.70	1:14.05	1:12.02			
<b>68</b>	<b>Andrew CROYSBILL</b>										
	<b>Lap</b>	<b>1</b>	<b>2</b>	<b>3</b>	<b>4</b>	<b>5</b>	<b>6</b>	<b>7</b>	<b>8</b>	<b>9</b>	<b>10</b>
	1	1:16.75	1:14.99	1:14.05	1:13.63	1:14.82	1:15.53	1:16.02			



<b>75</b>	<b>Leonard LORD</b>										
	<b>Lap</b>	<b>1</b>	<b>2</b>	<b>3</b>	<b>4</b>	<b>5</b>	<b>6</b>	<b>7</b>	<b>8</b>	<b>9</b>	<b>10</b>
	1	1:29.10	1:23.42	1:21.20	1:19.48	1:20.19	1:19.10				
<b>76</b>	<b>Christopher EDMONDSON</b>										
	<b>Lap</b>	<b>1</b>	<b>2</b>	<b>3</b>	<b>4</b>	<b>5</b>	<b>6</b>	<b>7</b>	<b>8</b>	<b>9</b>	<b>10</b>
	1	1:24.98	1:23.59	1:21.10	1:22.03	1:20.65	1:22.96				
<b>78</b>	<b>Nicholas MORLEY</b>										
	<b>Lap</b>	<b>1</b>	<b>2</b>	<b>3</b>	<b>4</b>	<b>5</b>	<b>6</b>	<b>7</b>	<b>8</b>	<b>9</b>	<b>10</b>
	1	1:15.93	1:16.36	1:15.77	1:16.18	1:16.64	1:14.60				
<b>80</b>	<b>Terry McGRATH</b>										
	<b>Lap</b>	<b>1</b>	<b>2</b>	<b>3</b>	<b>4</b>	<b>5</b>	<b>6</b>	<b>7</b>	<b>8</b>	<b>9</b>	<b>10</b>
	1	1:21.40	1:19.27	1:20.75	1:20.21	1:19.25	1:22.44				
<b>90</b>	<b>Brian WALTON</b>										
	<b>Lap</b>	<b>1</b>	<b>2</b>	<b>3</b>	<b>4</b>	<b>5</b>	<b>6</b>	<b>7</b>	<b>8</b>	<b>9</b>	<b>10</b>
	1	1:48.78	1:45.17	1:46.48	1:43.20	1:45.71					
<b>95</b>	<b>Dennis JOHNSON</b>										
	<b>Lap</b>	<b>1</b>	<b>2</b>	<b>3</b>	<b>4</b>	<b>5</b>	<b>6</b>	<b>7</b>	<b>8</b>	<b>9</b>	<b>10</b>
	1	1:22.55	1:22.37	1:21.62	1:24.48	1:25.43	1:22.28				
<b>98</b>	<b>Edward WILLIAMS</b>										
	<b>Lap</b>	<b>1</b>	<b>2</b>	<b>3</b>	<b>4</b>	<b>5</b>	<b>6</b>	<b>7</b>	<b>8</b>	<b>9</b>	<b>10</b>
	1	1:02.56	1:02.64	1:01.34	1:03.49	1:01.90	1:02.55	1:04.24	1:03.68		
<b>193</b>	<b>Rebecca SMITH</b>										
	<b>Lap</b>	<b>1</b>	<b>2</b>	<b>3</b>	<b>4</b>	<b>5</b>	<b>6</b>	<b>7</b>	<b>8</b>	<b>9</b>	<b>10</b>
	1	1:30.39	1:25.04	1:26.05	1:25.86	1:26.49					
<b>197</b>	<b>David JOHNSON</b>										
	<b>Lap</b>	<b>1</b>	<b>2</b>	<b>3</b>	<b>4</b>	<b>5</b>	<b>6</b>	<b>7</b>	<b>8</b>	<b>9</b>	<b>10</b>
	1	1:12.71	1:12.45	1:12.86	1:11.84	1:12.66	1:10.73	1:11.40			



# The Vintage Sports-Car Club

## FJHRA/HSCC SILVERLINE HISTORIC FORMULA JUNIOR

### PROVISIONAL RESULT - PRACTICE SESSION 6

PI	No	CI	Name	Car	Laps	Time on Lap	Behind	MPH
1	9		Peter DE LA ROCHE	Lola Mk 2	13	55.34	9	87.72
2	29		William GRIMSHAW	Moorland KMI	10	56.07	7 00.73	86.57
3	38		Mike FOWLER	Gemini Mk II	9	57.43	9 02.09	84.52
4	15		Ian PHILLIPS	BMC Mk 1	9	57.52	6 02.18	84.39
5	119		Anthony SMITH	Elva 100	9	57.79	4 02.45	84.00
6	22		Robin LACKFORD	Elva 100	13	58.58	9 03.24	82.87
7	90		Mark HAYNES	Nota FJ	12	1:00.00	10 04.66	80.90
8	13		John ARNOLD	Elva 100	4	1:02.40	3 07.06	77.79
9	31		Hans CIERS	Mallock Mk 3	11	1:03.08	4 07.74	76.95
10	66		Tony PEARSON	Bandini FJ	9	1:03.30	5 07.96	76.69
11	4		Graham BARRON	Gemini MK II	1	1:11.57	1 16.23	67.83
<u>Not-Seen</u>								
	19		Colin McKAY	Gemini Mk II				

Start Time : 10:54

Mallory Park

12 Aug 17 11:16

Clerk of Course:

Time Issued:

Chief Timekeeper:

THESE RESULTS ARE PROVISIONAL UNTIL THE CONCLUSION OF ANY JUDICIAL AND TECHNICAL MATTERS

Timing by HS Sports Ltd - Results and Lap Times at [www.theresultslive.co.uk/vintage-sports-car-club](http://www.theresultslive.co.uk/vintage-sports-car-club)

# FJHRA/HSCC SILVERLINE HISTORIC FORMULA JUNIOR

## LAP TIMES - PRACTICE SESSION 6

---

**4 Graham BARRON**

Lap	1	2	3	4	5	6	7	8	9	10
1	1:11.57									

---

**9 Peter DE LA ROCHE**

Lap	1	2	3	4	5	6	7	8	9	10
1	1:00.05	57.84	57.62	56.36	56.06	55.49	55.60	55.96	55.34	55.43
11	55.96	58.84	57.37							

---

**13 John ARNOLD**

Lap	1	2	3	4	5	6	7	8	9	10
1	1:03.73	1:02.96	1:02.40	1:02.85						

---

**15 Ian PHILLIPS**

Lap	1	2	3	4	5	6	7	8	9	10
1	1:01.76	59.78	59.60	58.99	58.41	57.52	58.40	59.99	59.39	

---

**22 Robin LACKFORD**

Lap	1	2	3	4	5	6	7	8	9	10
1	1:03.34	1:00.28	58.90	59.60	59.51	1:00.12	59.44	58.95	58.58	59.72
11	59.76	59.37	58.59							

---

**29 William GRIMSHAW**

Lap	1	2	3	4	5	6	7	8	9	10
1	1:02.90	58.15	59.26	57.85	1:02.14	56.82	56.07	1:07.85	1:10.29	1:02.69

---

**31 Hans CIERS**

Lap	1	2	3	4	5	6	7	8	9	10
1	1:09.96	1:06.31	1:04.56	1:03.08	1:03.96	1:05.46	1:09.27	1:06.80	1:05.80	1:13.24
11	1:06.14									

---

**38 Mike FOWLER**

Lap	1	2	3	4	5	6	7	8	9	10
1	59.50	58.61	57.50	57.79	59.97	57.51	58.27	1:01.48	57.43	

---

**66 Tony PEARSON**

Lap	1	2	3	4	5	6	7	8	9	10
1	1:08.09	1:05.74	1:04.23	1:03.73	1:03.30	1:03.95	1:03.82	1:04.98	1:12.98	

---

**90 Mark HAYNES**

Lap	1	2	3	4	5	6	7	8	9	10
1	1:05.10	1:02.23	1:01.48	1:02.83	1:02.60	1:01.40	1:01.76	1:01.14	1:00.74	1:00.00
11	1:02.28	1:01.03								

---

**119 Anthony SMITH**

Lap	1	2	3	4	5	6	7	8	9	10
1	1:00.57	58.93	1:00.29	57.79	57.83	57.82	59.31	59.20	1:00.69	



# The Vintage Sports-Car Club

## FORMULA 3 (500) CARS

### PROVISIONAL RESULT - PRACTICE SESSION 7

PI	No	CI Name	Car	Laps	Time on Lap	Behind	MPH
1	59	Xavier KINGSLAND	Staride MK3	11	1:00.57	7	80.14
2	16	Stuart WRIGHT	Cooper MK11	7	1:00.58	7 00.01	80.13
3	31	Mike FOWLER	Cooper MK5	7	1:00.94	5 00.37	79.66
4	17	Richard DE LA ROCHE	Cooper MK5	10	1:00.99	2 00.42	79.59
5	6	Darrell WOODS	Cooper MK12	11	1:01.49	10 00.92	78.94
6	67	Gordon RUSSELL	Mackson F3 500	8	1:01.78	4 01.21	78.57
7	86	John TURNER	Cooper MK9	7	1:02.72	4 02.15	77.40
8	8	Roy HUNT	Martin	5	1:02.74	4 02.17	77.37
9	4	Roy WRIGHT	Flash Special	9	1:03.17	9 02.60	76.84
10	87	Andrew TURNER	Cooper MK6	10	1:03.33	4 02.76	76.65
11	7	Nigel CHALLIS	Cooper MK8	5	1:04.44	5 03.87	75.33
12	15	JB JONES	Cousy No 2	6	1:05.05	5 04.48	74.62
13	57	Andy RAYNOR	Cooper MK5	4	1:09.06	3 08.49	70.29
14	51	Alan CROFT	JP	6	1:11.91	3 11.34	67.50
15	36	Kerry HORAN	Trenberth Vincent Comet	5	1:12.02	3 11.45	67.40

#### Not-Seen

37 Martin SHEPPARD Effyh Bryfan Tyddyn special

Car 16 - Please check transponder - Intermittent signal

Start Time : 11:10

Mallory Park

12 Aug 17 11:29

Clerk of Course:

Time Issued:

Chief Timekeeper:

THESE RESULTS ARE PROVISIONAL UNTIL THE CONCLUSION OF ANY JUDICIAL AND TECHNICAL MATTERS

Timing by HS Sports Ltd - Results and Lap Times at [www.theresultslive.co.uk/vintage-sports-car-club](http://www.theresultslive.co.uk/vintage-sports-car-club)

# FORMULA 3 (500) CARS

## LAP TIMES - PRACTICE SESSION 7

---

**4 Roy WRIGHT**

Lap	1	2	3	4	5	6	7	8	9	10
1	1:06.89	1:07.05	1:04.80	1:04.67	1:05.88	1:11.30	1:06.93	1:04.72	1:03.17	

---

**6 Darrell WOODS**

Lap	1	2	3	4	5	6	7	8	9	10
1	1:04.19	1:02.94	1:03.04	1:04.66	1:02.18	1:02.50	1:03.30	1:02.61	1:01.69	1:01.49
11	1:01.74									

---

**7 Nigel CHALLIS**

Lap	1	2	3	4	5	6	7	8	9	10
1	1:07.56	1:05.72	1:05.55	1:05.22	1:04.44					

---

**8 Roy HUNT**

Lap	1	2	3	4	5	6	7	8	9	10
1	1:06.70	1:03.83	1:03.21	1:02.74	1:02.87					

---

**15 JB JONES**

Lap	1	2	3	4	5	6	7	8	9	10
1	1:15.05	1:10.51	1:06.00	1:05.79	1:05.05	1:11.38				

---

**16 Stuart WRIGHT**

Lap	1	2	3	4	5	6	7	8	9	10
1	1:02.86	1:02.07	1:01.29	1:02.15	1:01.01	1:00.82	1:00.58			

---

**17 Richard DE LA ROCHE**

Lap	1	2	3	4	5	6	7	8	9	10
1	1:02.10	1:00.99	1:01.01	1:01.11	1:01.64	1:02.03	1:01.29	1:01.45	1:03.47	1:03.16

---

**31 Mike FOWLER**

Lap	1	2	3	4	5	6	7	8	9	10
1	1:02.86	1:01.29	1:01.10	1:01.71	1:00.94	1:01.53	1:01.47			

---

**36 Kerry HORAN**

Lap	1	2	3	4	5	6	7	8	9	10
1	1:14.99	1:16.62	1:12.02	1:14.05	1:18.59					

---

**51 Alan CROFT**

Lap	1	2	3	4	5	6	7	8	9	10
1	1:14.31	1:12.70	1:11.91	1:13.03	1:15.93	1:12.25				

---

**57 Andy RAYNOR**

Lap	1	2	3	4	5	6	7	8	9	10
1	1:10.58	1:11.55	1:09.06	1:09.81						

---

**59 Xavier KINGSLAND**

Lap	1	2	3	4	5	6	7	8	9	10
1	1:02.47	1:02.00	1:01.75	1:02.85	1:02.72	1:01.07	1:00.57	1:01.21	1:01.61	1:00.97
11	1:03.37									

---

**67 Gordon RUSSELL**

<b>Lap</b>	<b>1</b>	<b>2</b>	<b>3</b>	<b>4</b>	<b>5</b>	<b>6</b>	<b>7</b>	<b>8</b>	<b>9</b>	<b>10</b>
1	1:03.61	1:02.88	1:01.98	1:01.78	1:03.50	1:03.45	1:02.92	1:05.90		

---

**86 John TURNER**

<b>Lap</b>	<b>1</b>	<b>2</b>	<b>3</b>	<b>4</b>	<b>5</b>	<b>6</b>	<b>7</b>	<b>8</b>	<b>9</b>	<b>10</b>
1	1:06.01	1:03.23	1:03.98	1:02.72	1:03.22	1:04.06	1:03.36			

---

**87 Andrew TURNER**

<b>Lap</b>	<b>1</b>	<b>2</b>	<b>3</b>	<b>4</b>	<b>5</b>	<b>6</b>	<b>7</b>	<b>8</b>	<b>9</b>	<b>10</b>
1	1:05.08	1:03.97	1:03.36	1:03.33	1:03.45	1:04.53	1:08.76	1:05.06	1:03.55	1:04.22



# The Vintage Sports-Car Club

## MORGAN THREE WHEELERS

### PROVISIONAL RESULT - PRACTICE SESSION 8

PI	No	CI Name	Car	Laps	Time on Lap	Behind	MPH
1	34	TUER/ TUER	1932 Jap 8/80	4	1:08.82	4	71.51
2	47	BIBBY/ WESTON	1933 8/80	4	1:08.99	3 00.17	71.34
3	30	REYNOLDS/ tbc	1933 Super Sports Jap	7	1:10.88	3 02.06	69.44
4	40	SMITH/ PERRY	2013 S&S M3W	7	1:13.41	4 04.59	67.04
5	20	CHALLIS/ CHALLIS	1935 Super Sports Jap	5	1:13.69	2 04.87	66.79
6	16	HODGSON/ PEARSON	1936 F2 Ford 100E	7	1:16.88	4 08.06	64.02
7	8	COWLEY/ BRIDGE	1930 Super Aero Matchless	7	1:16.91	7 08.09	63.99
8	38	BRIDGE/ WASHINGTON	1935 F-Super 100E Elva	5	1:20.95	1 12.13	60.80
9	76	SCRUTON/ SCRUTON	2012 S&S M3W	6	1:22.47	1 13.65	59.68
10	60	PEARSON/ PEARSON	1937 E93A Ford	6	1:27.90	3 19.08	55.99
11	83	REW/ ballast	1928 Aero Jap JTOR	3	1:28.61	2 19.79	55.54
12	74	STEWART/ CARDSOS-SRWEART	1929 Super Aero Jap	5	1:30.70	5 21.88	54.26
13	17	CLEGG/ GREY	1934 F2 Ford E93A	6	1:35.21	5 26.39	51.69
14	5	LISTER/ ROSS	1927 Aero Blackburne	4	1:53.97	3 45.15	43.18

#### Not-Seen

11 EDWARDS/ tbc 1930 Family Jap

No. 20 - To receive grid penalty for overtaking under waved yellow flags

Start Time : 11:55

Mallory Park

12 Aug 17 12:13

Clerk of Course:

Time Issued:

Chief Timekeeper:

THESE RESULTS ARE PROVISIONAL UNTIL THE CONCLUSION OF ANY JUDICIAL AND TECHNICAL MATTERS

Timing by HS Sports Ltd - Results and Lap Times at [www.theresultslive.co.uk/vintage-sports-car-club](http://www.theresultslive.co.uk/vintage-sports-car-club)

# MORGAN THREE WHEELERS

## LAP TIMES - PRACTICE SESSION 8

<b>5</b>	<b>LISTER/ ROSS</b>										
	<b>Lap</b>	<b>1</b>	<b>2</b>	<b>3</b>	<b>4</b>	<b>5</b>	<b>6</b>	<b>7</b>	<b>8</b>	<b>9</b>	<b>10</b>
	1	2:04.55	1:59.82	1:53.97	1:56.83						
<b>8</b>	<b>COWLEY/ BRIDGE</b>										
	<b>Lap</b>	<b>1</b>	<b>2</b>	<b>3</b>	<b>4</b>	<b>5</b>	<b>6</b>	<b>7</b>	<b>8</b>	<b>9</b>	<b>10</b>
	1	1:19.32	1:20.60	1:18.56	1:16.96	1:18.73	1:17.22	1:16.91			
<b>16</b>	<b>HODGSON/ PEARSON</b>										
	<b>Lap</b>	<b>1</b>	<b>2</b>	<b>3</b>	<b>4</b>	<b>5</b>	<b>6</b>	<b>7</b>	<b>8</b>	<b>9</b>	<b>10</b>
	1	1:19.59	1:19.45	1:16.92	1:16.88	1:18.15	1:18.08	1:16.89			
<b>17</b>	<b>CLEGG/ GREY</b>										
	<b>Lap</b>	<b>1</b>	<b>2</b>	<b>3</b>	<b>4</b>	<b>5</b>	<b>6</b>	<b>7</b>	<b>8</b>	<b>9</b>	<b>10</b>
	1	1:37.61	1:36.89	1:35.73	1:36.42	1:35.21	1:35.45				
<b>20</b>	<b>CHALLIS/ CHALLIS</b>										
	<b>Lap</b>	<b>1</b>	<b>2</b>	<b>3</b>	<b>4</b>	<b>5</b>	<b>6</b>	<b>7</b>	<b>8</b>	<b>9</b>	<b>10</b>
	1	1:16.17	1:13.69	1:16.44	1:13.85	1:14.25					
<b>30</b>	<b>REYNOLDS/ tbc</b>										
	<b>Lap</b>	<b>1</b>	<b>2</b>	<b>3</b>	<b>4</b>	<b>5</b>	<b>6</b>	<b>7</b>	<b>8</b>	<b>9</b>	<b>10</b>
	1	1:13.50	1:18.87	1:10.88	1:14.73	1:14.00	1:17.50	1:15.43			
<b>34</b>	<b>TUER/ TUER</b>										
	<b>Lap</b>	<b>1</b>	<b>2</b>	<b>3</b>	<b>4</b>	<b>5</b>	<b>6</b>	<b>7</b>	<b>8</b>	<b>9</b>	<b>10</b>
	1	1:10.66	1:13.46	1:09.09	1:08.82						
<b>38</b>	<b>BRIDGE/ WASHINGTON</b>										
	<b>Lap</b>	<b>1</b>	<b>2</b>	<b>3</b>	<b>4</b>	<b>5</b>	<b>6</b>	<b>7</b>	<b>8</b>	<b>9</b>	<b>10</b>
	1	1:20.95	1:22.76	1:22.51	1:24.23	1:24.69					
<b>40</b>	<b>SMITH/ PERRY</b>										
	<b>Lap</b>	<b>1</b>	<b>2</b>	<b>3</b>	<b>4</b>	<b>5</b>	<b>6</b>	<b>7</b>	<b>8</b>	<b>9</b>	<b>10</b>
	1	1:16.30	1:20.64	1:21.91	1:13.41	1:24.78	1:15.15	1:13.68			
<b>47</b>	<b>BIBBY/ WESTON</b>										
	<b>Lap</b>	<b>1</b>	<b>2</b>	<b>3</b>	<b>4</b>	<b>5</b>	<b>6</b>	<b>7</b>	<b>8</b>	<b>9</b>	<b>10</b>
	1	1:10.55	1:11.16	1:08.99	1:09.36						
<b>60</b>	<b>PEARSON/ PEARSON</b>										
	<b>Lap</b>	<b>1</b>	<b>2</b>	<b>3</b>	<b>4</b>	<b>5</b>	<b>6</b>	<b>7</b>	<b>8</b>	<b>9</b>	<b>10</b>
	1	1:29.32	1:29.22	1:27.90	1:28.58	1:32.24	1:30.31				
<b>74</b>	<b>STEWART/ CARDSOS-SRWEART</b>										
	<b>Lap</b>	<b>1</b>	<b>2</b>	<b>3</b>	<b>4</b>	<b>5</b>	<b>6</b>	<b>7</b>	<b>8</b>	<b>9</b>	<b>10</b>
	1	1:53.46	1:37.14	1:39.02	1:32.38	1:30.70					
<b>76</b>	<b>SCRUTON/ SCRUTON</b>										
	<b>Lap</b>	<b>1</b>	<b>2</b>	<b>3</b>	<b>4</b>	<b>5</b>	<b>6</b>	<b>7</b>	<b>8</b>	<b>9</b>	<b>10</b>
	1	1:22.47	1:28.26	1:26.87	1:22.80	1:25.32	1:24.15				



---

**83 REW/ ballast**

<b>Lap</b>	<b>1</b>	<b>2</b>	<b>3</b>	<b>4</b>	<b>5</b>	<b>6</b>	<b>7</b>	<b>8</b>	<b>9</b>	<b>10</b>
1	1:29.28	1:28.61	1:29.99							



**The Vintage Sports-Car Club  
SCRATCH RACE FOR PRE-WAR CARS (VSCC SET 5)**

**RESULT - RACE 1 - AMENDED**

Pl	No	Cl	Name	Car	Lap	Time	Behind	MPH	Best Lap on	MPH	Handica
1	120		Christian PEDERSEN	Austin 7 Special	12	12:35.71		78.15	1:00.48	2	81.38
2	23		Mike PAINTER	MG Kayne	12	12:41.15	5.44	77.59	1:01.67	7	79.80
3	30		Michael JAMES	Riley 12/4 TT Sprite Rep	12	12:45.20	9.49	77.18	1:00.72	3	81.05
4	91		Nick HAYWARD-COOK	Riley 9 Monoposto	12	13:05.61	29.90	75.18	1:03.46	2	77.55 24.09
5	69		Angus FROST	Austin/MG LA Special	12	13:29.61	53.90	72.95	1:04.39	6	76.43 36.93
6	63		John SKEAVINGTON	Austin Ulster Replica	12	13:36.70	1:00.99	72.31	1:05.63	9	74.99 29.14
7	44		Alexander HEWITSON	Riley 12/4 Special	11	12:46.92	1 Lap	70.59	1:07.75	9	72.64 21.67
8	51		Barry FOSTER	MG Midget	11	13:14.03	1 Lap	68.18	1:09.60	10	70.71 28.43
9	64		Paul WESTON	Frazer Nash TT Replica	11	13:15.51	1 Lap	68.05	1:09.86	2	70.45 27.05
10	68		Andrew CROYSBILL	Riley 12/4	10	12:36.63	2 Laps	65.05	1:13.81	4	66.68 18.53 *
11	41		Clive TEMPLE	Riley Brooklands	10	12:42.55	2 Laps	64.54	1:13.98	7	66.53 22.75
12	67		David ASPLIN	Austin 7 Ulster Replica	10	12:55.15	2 Laps	63.49	1:14.94	6	65.67 25.75
13	80		Terry McGRATH	Amilcar CGSs	10	12:57.96	2 Laps	63.26	1:15.55	8	65.14 22.46
14	53		Geoff TOMS	Fiat 508S	10	12:59.05	2 Laps	63.17	1:15.21	7	65.44 26.95
15	83		Malcolm HILLS	Austin 7 Single Seat Racer	10	13:00.22	2 Laps	63.08	1:15.63	9	65.07 23.92
16	96		Philip PARKINSON	Austin AD Tourer	9	12:36.74	3 Laps	58.53	1:21.55	4	60.35 22.79
17	193		Rebecca SMITH	Vauxhall A/D Type	9	12:48.02	3 Laps	57.67	1:22.97	7	59.32 21.29

**AWARDS**

**Winner & 1<sup>st</sup> Class A - 120 Christian Pedersen**

**2<sup>nd</sup> Place - 23 Mike Painter**

**3<sup>rd</sup> Place & 1<sup>st</sup> Class B - 30 Michael James**

**1st VSCC 'Standard' Car - 41 Clive Temple**

**1<sup>st</sup> Class D 193 Rebecca Smith**

**Winner on Handicap - 68 Andrew Croysdill**

**Start Time : 11:33**

Clerk of Course:

Time Issued:

**Mallory Park 12 Aug 17 13:42**

Chief Timekeeper:

THESE RESULTS ARE PROVISIONAL UNTIL THE CONCLUSION OF ANY JUDICIAL AND TECHNICAL MATTERS

Timing by HS Sports Ltd - Results and Lap Times at [www.theresultslive.co.uk/vintage-sports-car-club](http://www.theresultslive.co.uk/vintage-sports-car-club)



## SCRATCH RACE FOR PRE-WAR CARS (VSCC SET 5)

### RESULT - RACE 1

PI	No	CI	Name	Car	Laps	Time	Behind	MPH	Best Lap on	MPH Handicap
1	120		Christian PEDERSEN	Austin 7 Special	12	12:35.71		78.15	1:00.48	2 81.38
2	23		Mike PAINTER	MG Kayne	12	12:41.15	5.44	77.59	1:01.67	7 79.80
3	30		Michael JAMES	Riley 12/4 TT Sprite Rep	12	12:45.20	9.49	77.18	1:00.72	3 81.05
4	91		Nick HAYWARD-COOK	Riley 9 Monoposto	12	13:05.61	29.90	75.18	1:03.46	2 77.55 24.09
5	69		Angus FROST	Austin/MG LA Special	12	13:29.61	53.90	72.95	1:04.39	6 76.43 36.93
6	63		John SKEAVINGTON	Austin Ulster Replica	12	13:36.70	1:00.99	72.31	1:05.63	9 74.99 29.14
7	44		Alexander HEWITSON	Riley 12/4 Special	11	12:46.92	1 Lap	70.59	1:07.75	9 72.64 21.67
8	51		Barry FOSTER	MG Midget	11	13:14.03	1 Lap	68.18	1:09.60	10 70.71 28.43
9	64		Paul WESTON	Frazer Nash TT Replica	11	13:15.51	1 Lap	68.05	1:09.86	2 70.45 27.05
10	68		Andrew CROYSDILL	Riley 12/4	10	12:36.63	2 Laps	65.05	1:13.81	4 66.68 18.53 *
11	41		Clive TEMPLE	Riley Brooklands	10	12:42.55	2 Laps	64.54	1:13.98	7 66.53 22.75
12	67		David ASPLIN	Austin 7 Ulster Replica	10	12:55.15	2 Laps	63.49	1:14.94	6 65.67 25.75
13	80		Terry McGRATH	Amilcar CGSs	10	12:57.96	2 Laps	63.26	1:15.55	8 65.14 22.46
14	53		Geoff TOMS	Fiat 508S	10	12:59.05	2 Laps	63.17	1:15.21	7 65.44 26.95
15	83		Malcolm HILLS	Austin 7 Single Seat Racer	10	13:00.22	2 Laps	63.08	1:15.63	9 65.07 23.92
16	96		Philip PARKINSON	Austin AD Tourer	9	12:36.74	3 Laps	58.53	1:21.55	4 60.35 22.79
17	193		Rebecca SMITH	Vauxhall A/D Type	9	12:48.02	3 Laps	57.67	1:22.97	7 59.32 21.29
<b><u>Not-Classified</u></b>										
	89		Alan HARPLEY	Avon/Alvis Special	8	10:39.97	DNF	61.52	1:16.88	5 64.02

#### Fastest Lap

120 Christian PEDERSEN Austin 7 Special 1:00.48 2 81.38

Car 30 - Time includes a 10 second penalty - Q15.1

Start Time : 11:33

Mallory Park

12 Aug 17 13:28

Clerk of Course:

Time Issued:

Chief Timekeeper:

THESE RESULTS ARE PROVISIONAL UNTIL THE CONCLUSION OF ANY JUDICIAL AND TECHNICAL MATTERS

Timing by HS Sports Ltd - Results and Lap Times at [www.theresultslive.co.uk/vintage-sports-car-club](http://www.theresultslive.co.uk/vintage-sports-car-club)

# RACE GRID

## SCRATCH RACE FOR PRE-WAR CARS (VSCC SET 5)

### RACE 1

ROW 10	<b>193</b> 01:25.040 Rebecca SMITH	<b>71</b> 01:28.610 Anne BOURSOT
ROW 9	<b>89</b> 01:21.050 Alan HARPLEY	<b>96</b> 01:24.180 Philip PARKINSON
ROW 8	<b>67</b> 01:18.570 David ASPLIN	<b>80</b> 01:19.250 Terry McGRATH
ROW 7	<b>83</b> 01:16.830 Malcolm HILLS	<b>53</b> 01:16.920 Geoff TOMS
ROW 6	<b>68</b> 01:13.630 Andrew CROYSBILL	<b>41</b> 01:14.760 Clive TEMPLE
ROW 5	<b>58</b> 01:12.020 Michael NEW	<b>51</b> 01:13.160 Barry FOSTER
ROW 4	<b>64</b> 01:10.010 Paul WESTON	<b>44</b> 01:10.390 Alexander HEWITSON
ROW 3	<b>63</b> 01:08.240 John SKEAVINGTON	<b>69</b> 01:08.250 Angus FROST
ROW 2	<b>23</b> 01:03.080 Mike PAINTER	<b>94</b> 01:07.590 Nick HAYWARD-COOK
ROW 1	<b>30</b> 01:02.320 Michael JAMES	<b>120</b> 01:02.510 Christian PEDERSEN

POLE

# SCRATCH RACE FOR PRE-WAR CARS (VSCC SET 5)

## LAP TIMES - RACE 1

---

**23 Mike PAINTER**

Lap	1	2	3	4	5	6	7	8	9	10
1	1:07.86	1:02.90	1:01.87	1:04.05	1:03.66	1:02.46	1:01.67	1:03.35	1:02.26	1:02.28
11	1:05.65	1:03.14								

---

**30 Michael JAMES**

Lap	1	2	3	4	5	6	7	8	9	10
1	1:08.59	1:00.75	1:00.72	1:03.51	1:05.05	1:02.59	1:02.88	1:03.01	1:01.70	1:01.34
11	1:02.96	1:02.10								

---

**41 Clive TEMPLE**

Lap	1	2	3	4	5	6	7	8	9	10
1	1:25.32	1:14.82	1:15.37	1:15.42	1:14.56	1:13.99	1:13.98	1:14.59	1:15.77	1:18.73

---

**44 Alexander HEWITSON**

Lap	1	2	3	4	5	6	7	8	9	10
1	1:16.88	1:08.43	1:08.62	1:09.00	1:08.35	1:09.87	1:08.26	1:08.96	1:07.75	1:11.03
11	1:09.77									

---

**51 Barry FOSTER**

Lap	1	2	3	4	5	6	7	8	9	10
1	1:29.69	1:12.07	1:10.04	1:11.04	1:09.97	1:09.98	1:10.89	1:09.92	1:10.46	1:09.60
11	1:10.37									

---

**53 Geoff TOMS**

Lap	1	2	3	4	5	6	7	8	9	10
1	1:29.63	1:16.19	1:17.36	1:19.78	1:16.38	1:15.67	1:15.21	1:15.33	1:15.74	1:17.76

---

**63 John SKEAVINGTON**

Lap	1	2	3	4	5	6	7	8	9	10
1	1:15.34	1:07.02	1:06.27	1:06.98	1:07.61	1:05.98	1:08.09	1:08.88	1:05.63	1:08.50
11	1:06.45	1:09.95								

---

**64 Paul WESTON**

Lap	1	2	3	4	5	6	7	8	9	10
1	1:20.44	1:09.86	1:10.07	1:10.36	1:11.12	1:11.44	1:12.76	1:11.94	1:11.51	1:12.82
11	1:13.19									

---

**67 David ASPLIN**

Lap	1	2	3	4	5	6	7	8	9	10
1	1:27.36	1:17.24	1:17.18	1:17.24	1:15.87	1:14.94	1:15.93	1:16.00	1:17.24	1:16.15

---

**68 Andrew CROYSBILL**

Lap	1	2	3	4	5	6	7	8	9	10
1	1:24.31	1:15.90	1:15.30	1:13.81	1:14.06	1:14.36	1:14.22	1:14.32	1:14.29	1:16.06

---

**69 Angus FROST**

Lap	1	2	3	4	5	6	7	8	9	10
1	1:24.31	1:06.79	1:05.70	1:04.83	1:04.52	1:04.39	1:06.39	1:04.84	1:07.15	1:06.52
11	1:06.85	1:07.32								

<b>80</b>	<b>Terry McGRATH</b>										
<b>Lap</b>	<b>1</b>	<b>2</b>	<b>3</b>	<b>4</b>	<b>5</b>	<b>6</b>	<b>7</b>	<b>8</b>	<b>9</b>	<b>10</b>	
1	1:27.59	1:17.10	1:17.20	1:17.59	1:16.75	1:16.35	1:16.16	1:15.55	1:16.08	1:17.59	
<b>83</b>	<b>Malcolm HILLS</b>										
<b>Lap</b>	<b>1</b>	<b>2</b>	<b>3</b>	<b>4</b>	<b>5</b>	<b>6</b>	<b>7</b>	<b>8</b>	<b>9</b>	<b>10</b>	
1	1:27.00	1:18.38	1:18.52	1:16.94	1:17.49	1:16.70	1:16.98	1:16.10	1:15.63	1:16.48	
<b>89</b>	<b>Alan HARPLEY</b>										
<b>Lap</b>	<b>1</b>	<b>2</b>	<b>3</b>	<b>4</b>	<b>5</b>	<b>6</b>	<b>7</b>	<b>8</b>	<b>9</b>	<b>10</b>	
1	1:29.82	1:23.99	1:17.12	1:17.96	1:16.88	1:17.91	1:18.06	1:18.23			
<b>91</b>	<b>Nick HAYWARD-COOK</b>										
<b>Lap</b>	<b>1</b>	<b>2</b>	<b>3</b>	<b>4</b>	<b>5</b>	<b>6</b>	<b>7</b>	<b>8</b>	<b>9</b>	<b>10</b>	
1	1:10.63	1:03.46	1:03.92	1:04.56	1:05.73	1:06.70	1:04.06	1:04.05	1:04.38	1:04.65	
11	1:05.22	1:08.25									
<b>96</b>	<b>Philip PARKINSON</b>										
<b>Lap</b>	<b>1</b>	<b>2</b>	<b>3</b>	<b>4</b>	<b>5</b>	<b>6</b>	<b>7</b>	<b>8</b>	<b>9</b>	<b>10</b>	
1	1:35.17	1:22.91	1:21.84	1:21.55	1:22.49	1:23.69	1:23.00	1:22.80	1:23.29		
<b>120</b>	<b>Christian PEDERSEN</b>										
<b>Lap</b>	<b>1</b>	<b>2</b>	<b>3</b>	<b>4</b>	<b>5</b>	<b>6</b>	<b>7</b>	<b>8</b>	<b>9</b>	<b>10</b>	
1	1:07.75	1:00.48	1:00.69	1:04.39	1:04.41	1:02.17	1:02.43	1:03.00	1:01.47	1:01.52	
11	1:04.42	1:02.98									
<b>193</b>	<b>Rebecca SMITH</b>										
<b>Lap</b>	<b>1</b>	<b>2</b>	<b>3</b>	<b>4</b>	<b>5</b>	<b>6</b>	<b>7</b>	<b>8</b>	<b>9</b>	<b>10</b>	
1	1:37.19	1:24.11	1:23.89	1:23.67	1:23.79	1:24.01	1:22.97	1:24.36	1:24.03		

# Lap Chart

## SCRATCH RACE FOR PRE-WAR CARS (VSCC SET 5) - RACE 1

Lap 1		Lap 2		Lap 3		Lap 4		Lap 5		Lap 6		Lap 7		Lap 8		Lap 9		Lap 10	
No	Time	No	Time	No	Time	No	Time	No	Time	No	Time	No	Time	No	Time	No	Time	No	Time
120	1:07.75	120	2:08.23	120	3:08.92	120	4:13.31	120	5:17.72	120	6:19.89	120	7:22.32	120	8:25.32	120	9:26.79	120	10:28.31
23	1:07.86	30	2:09.34	30	3:10.06	30	4:13.57	30	5:18.62	30	6:21.21	51	7:22.79 *1	64	8:26.05 *1	30	9:28.80	30	10:30.14
30	1:08.59	23	2:10.76	23	3:12.63	23	4:16.68	67	5:19.02 *1	23	6:22.80	30	7:24.09	30	8:27.10	23	9:30.08	23	10:32.36
91	1:10.63	91	2:14.09	91	3:18.01	96	4:19.92 *1	80	5:19.48 *1	68	6:23.38 *1	23	7:24.47	96	8:27.65 *2	64	9:37.99 *1	89	10:39.97 *2
63	1:15.34	63	2:22.36	63	3:28.63	91	4:22.57	23	5:20.34	41	6:25.49 *1	68	7:37.74 *1	23	8:27.82	51	9:43.60 *1	64	10:49.50 *1
44	1:16.88	44	2:25.31	44	3:33.93	193	4:25.19 *1	83	5:20.84 *1	67	6:34.89 *1	91	7:39.06	51	8:33.68 *1	91	9:47.49	91	10:52.14
64	1:20.44	64	2:30.30	69	3:36.80	63	4:35.61	53	5:22.96 *1	91	6:35.00	41	7:39.48 *1	193	8:36.66 *2	96	9:50.65 *2	51	10:54.06 *1
69	1:24.31	69	2:31.10	64	3:40.37	69	4:41.63	91	5:28.30	80	6:36.23 *1	67	7:49.83 *1	91	8:43.11	193	9:59.63 *2	96	11:13.45 *2
68	1:24.31	41	2:40.14	51	3:51.80	44	4:42.93	89	5:28.89 *1	83	6:38.33 *1	80	7:52.58 *1	68	8:51.96 *1	68	10:06.28 *1	69	11:15.44
41	1:25.32	68	2:40.21	41	3:55.51	64	4:50.73	96	5:41.47 *1	53	6:39.34 *1	53	7:55.01 *1	41	8:53.46 *1	41	10:08.05 *1	63	11:20.30
83	1:27.00	51	2:41.76	68	3:55.51	51	5:02.84	63	5:43.22	89	6:45.77 *1	83	7:55.03 *1	69	9:01.77	69	10:08.92	68	11:20.57 *1
67	1:27.36	67	2:44.60	67	4:01.78	68	5:09.32	69	5:46.15	63	6:49.20	69	7:56.93	67	9:05.76 *1	63	10:11.80	41	11:23.82 *1
80	1:27.59	80	2:44.69	80	4:01.89	41	5:10.93	193	5:48.86 *1	69	6:50.54	63	7:57.29	63	9:06.17	67	10:21.76 *1	193	11:23.99 *2
53	1:29.63	83	2:45.38	53	4:03.18			44	5:51.28	44	7:01.15	89	8:03.68 *1	80	9:08.74 *1	80	10:24.29 *1		
51	1:29.69	53	2:45.82	83	4:03.90			64	6:01.85	96	7:03.96 *1	44	8:09.41	53	9:10.22 *1	53	10:25.55 *1		
89	1:29.82	89	2:53.81	89	4:10.93			51	6:12.81	193	7:12.65 *1			83	9:12.01 *1	44	10:26.12		
96	1:35.17	96	2:58.08							64	7:13.29			44	9:18.37	83	10:28.11 *1		
193	1:37.19	193	3:01.30											89	9:21.74 *1				

# Lap Chart

## SCRATCH RACE FOR PRE-WAR CARS (VSCC SET 5) - RACE 1

Lap 11		Lap 12		Lap 13		Lap 14		Lap 15		Lap 16		Lap 17		Lap 18		Lap 19		Lap 20	
No	Time	No	Time	No	Time	No	Time	No	Time	No	Time	No	Time	No	Time	No	Time	No	Time
120	11:32.73	30	12:35.20																
30	11:33.10	120	12:35.71																
44	11:37.15 *1	68	12:36.63 *2																
23	11:38.01	96	12:36.74 *3																
67	11:39.00 *2	23	12:41.15																
80	11:40.37 *2	41	12:42.55 *2																
53	11:41.29 *2	44	12:46.92 *1																
83	11:43.74 *2	193	12:48.02 *3																
91	11:57.36	67	12:55.15 *2																
64	12:02.32 *1	80	12:57.96 *2																
51	12:03.66 *1	53	12:59.05 *2																
69	12:22.29	83	13:00.22 *2																
63	12:26.75	91	13:05.61																
		51	13:14.03 *1																
		64	13:15.51 *1																
		69	13:29.61																
		63	13:36.70																





## The Vintage Sports-Car Club

### MORGAN THREE WHEELERS

#### RESULT - RACE 2

PI	No	CI	Name	Car	Lap	Time	Behind	MPH	Best Lap on	MPH
1	34	R	TUER/ TUER	1932 Jap 8/80	10	11:36.85		70.63	1:07.29	2 73.14
2	47	R	BIBBY/ WESTON	1933 8/80	10	11:38.23	1.38	70.49	1:07.82	2 72.57
3	20	R	CHALLIS/ CHALLIS	1935 Super Sports Jap	10	12:39.03	1:02.18	64.84	1:11.92	2 68.43
4	40	5R	SMITH/ PERRY	2013 S&S M3W	10	12:46.88	1:10.03	64.18	1:12.85	5 67.56
5	8	R	COWLEY/ BRIDGE	1930 Super Aero Matchless	10	12:49.37	1:12.52	63.97	1:15.32	5 65.34
6	74	R	STEWART/ CARDSOS-SRWEART	1929 Super Aero Jap	9	11:42.22	1 Lap	63.08	1:14.40	2 66.15
7	16	R	HODGSON/ PEARSON	1936 F2 Ford 100E	9	11:42.61	1 Lap	63.04	1:16.46	4 64.37
8	76	5S	SCRUTON/ SCRUTON	2012 S&S M3W	9	12:14.29	1 Lap	60.32	1:19.70	7 61.75
9	17	TM	CLEGG/ GREY	1934 F2 Ford E93A	8	11:51.93	2 Laps	55.30	1:26.88	7 56.65
10	5	S	LISTER/ ROSS	1927 Aero Blackburne	7	13:08.30	3 Laps	43.70	1:50.14	2 44.68

#### AWARDS

Winner - 34 Tuer/Tuer

2<sup>nd</sup> - 47 Bibby/Weston

3<sup>rd</sup> - 20 Challis/Challis

1<sup>st</sup> Racing Class - 47 Bibby/Weston

1<sup>st</sup> Touring Modified Class - 17 Clegg/Grey

1<sup>st</sup> 5-Speeder Class - 40 Smith/Perry

Start Time : 13:16

Mallory Park 12 Aug 17 13:42

Clerk of Course:

Time Issued:

Chief Timekeeper:

THESE RESULTS ARE PROVISIONAL UNTIL THE CONCLUSION OF ANY JUDICIAL AND TECHNICAL MATTERS

Timing by HS Sports Ltd - Results and Lap Times at [www.theresultslive.co.uk/vintage-sports-car-club](http://www.theresultslive.co.uk/vintage-sports-car-club)



## MORGAN THREE WHEELERS

### RESULT - RACE 2

PI	No	Cl	Name	Car	Laps	Time	Behind	MPH	Best Lap on	MPH
1	34	R	TUER/ TUER	1932 Jap 8/80	10	11:36.85		70.63	1:07.29	2 73.14
2	47	R	BIBBY/ WESTON	1933 8/80	10	11:38.23	1.38	70.49	1:07.82	2 72.57
3	20	R	CHALLIS/ CHALLIS	1935 Super Sports Jap	10	12:39.03	1:02.18	64.84	1:11.92	2 68.43
4	40	5R	SMITH/ PERRY	2013 S&S M3W	10	12:46.88	1:10.03	64.18	1:12.85	5 67.56
5	8	R	COWLEY/ BRIDGE	1930 Super Aero Matchles	10	12:49.37	1:12.52	63.97	1:15.32	5 65.34
6	74	R	STEWART/ CARDSOS-SRWEART	1929 Super Aero Jap	9	11:42.22	1 Lap	63.08	1:14.40	2 66.15
7	16	R	HODGSON/ PEARSON	1936 F2 Ford 100E	9	11:42.61	1 Lap	63.04	1:16.46	4 64.37
8	76	5S	SCRUTON/ SCRUTON	2012 S&S M3W	9	12:14.29	1 Lap	60.32	1:19.70	7 61.75
9	17	TM	CLEGG/ GREY	1934 F2 Ford E93A	8	11:51.93	2 Laps	55.30	1:26.88	7 56.65
10	5	S	LISTER/ ROSS	1927 Aero Blackburne	7	13:08.30	3 Laps	43.70	1:50.14	2 44.68
<b>Not-Classified</b>										
	30	R	REYNOLDS/ DERBYSHIRE	1933 Super Sports Jap	5	6:16.74	DNF	65.32	1:12.37	2 68.01
	83	R	REW/ ballast	1928 Aero Jap JTOR	2	2:54.82	DNF	56.30	1:21.81	2 60.16
	60	TM	PEARSON/ PEARSON	1937 E93A Ford	1	1:37.76	DNF	50.34		0 0.00

#### Fastest Lap

40	5R	SMITH/ PERRY	2013 S&S M3W	1:12.85	5 67.56
76	5S	SCRUTON/ SCRUTON	2012 S&S M3W	1:19.70	7 61.75
34	R	TUER/ TUER	1932 Jap 8/80	1:07.29	2 73.14
5	S	LISTER/ ROSS	1927 Aero Blackburne	1:50.14	2 44.68
17	TM	CLEGG/ GREY	1934 F2 Ford E93A	1:26.88	7 56.65

Start Time : 13:16

Mallory Park

12 Aug 17 13:31

Clerk of Course:

Time Issued:

Chief Timekeeper:

THESE RESULTS ARE PROVISIONAL UNTIL THE CONCLUSION OF ANY JUDICIAL AND TECHNICAL MATTERS

Timing by HS Sports Ltd - Results and Lap Times at [www.theresultslive.co.uk/vintage-sports-car-club](http://www.theresultslive.co.uk/vintage-sports-car-club)

# RACE GRID

## MORGAN THREE WHEELERS

### RACE 2

ROW 8

ROW 7

ROW 6

ROW 5

ROW 4

ROW 3

ROW 2

ROW 1

**17** 01:35.210  
CLEGG/ GREY

**5** 01:53.970  
LISTER/ ROSS

**83** 01:28.610  
REW/ ballast

**74** 01:30.700  
STEWART/ CARDSOS-S

**20** -  
CHALLIS/ CHALLIS

**60** 01:27.900  
PEARSON/ PEARSON

**38** 01:20.950  
BRIDGE/ WASHINGTON

**76** 01:22.470  
SCRUTON/ SCRUTON

**16** 01:16.880  
HODGSON/ PEARSON

**8** 01:16.910  
COWLEY/ BRIDGE

**30** 01:10.880  
REYNOLDS/ tbc

**40** 01:13.410  
SMITH/ PERRY

**34** 01:08.820  
TUER/ TUER

**47** 01:08.990  
BIBBY/ WESTON

**POLE**

# MORGAN THREE WHEELERS

## LAP TIMES - RACE 2

<b>5</b>	<b>LISTER/ ROSS</b>										
	<b>Lap</b>	<b>1</b>	<b>2</b>	<b>3</b>	<b>4</b>	<b>5</b>	<b>6</b>	<b>7</b>	<b>8</b>	<b>9</b>	<b>10</b>
	1	1:58.04	1:50.14	1:52.71	1:51.77	1:51.51	1:51.96	1:52.17			
<b>8</b>	<b>COWLEY/ BRIDGE</b>										
	<b>Lap</b>	<b>1</b>	<b>2</b>	<b>3</b>	<b>4</b>	<b>5</b>	<b>6</b>	<b>7</b>	<b>8</b>	<b>9</b>	<b>10</b>
	1	1:25.34	1:15.83	1:16.56	1:15.95	1:15.32	1:15.35	1:15.99	1:16.46	1:16.41	1:16.16
<b>16</b>	<b>HODGSON/ PEARSON</b>										
	<b>Lap</b>	<b>1</b>	<b>2</b>	<b>3</b>	<b>4</b>	<b>5</b>	<b>6</b>	<b>7</b>	<b>8</b>	<b>9</b>	<b>10</b>
	1	1:26.79	1:16.90	1:17.46	1:16.46	1:16.92	1:16.84	1:17.03	1:16.74	1:17.47	
<b>17</b>	<b>CLEGG/ GREY</b>										
	<b>Lap</b>	<b>1</b>	<b>2</b>	<b>3</b>	<b>4</b>	<b>5</b>	<b>6</b>	<b>7</b>	<b>8</b>	<b>9</b>	<b>10</b>
	1	1:39.12	1:29.14	1:27.48	1:27.35	1:27.57	1:27.49	1:26.88	1:26.90		
<b>20</b>	<b>CHALLIS/ CHALLIS</b>										
	<b>Lap</b>	<b>1</b>	<b>2</b>	<b>3</b>	<b>4</b>	<b>5</b>	<b>6</b>	<b>7</b>	<b>8</b>	<b>9</b>	<b>10</b>
	1	1:30.78	1:11.92	1:15.64	1:14.50	1:12.83	1:14.50	1:14.26	1:14.54	1:14.47	1:15.59
<b>30</b>	<b>REYNOLDS/ DERBYSHIRE</b>										
	<b>Lap</b>	<b>1</b>	<b>2</b>	<b>3</b>	<b>4</b>	<b>5</b>	<b>6</b>	<b>7</b>	<b>8</b>	<b>9</b>	<b>10</b>
	1	1:15.20	1:12.37	1:16.93	1:14.74	1:17.50					
<b>34</b>	<b>TUER/ TUER</b>										
	<b>Lap</b>	<b>1</b>	<b>2</b>	<b>3</b>	<b>4</b>	<b>5</b>	<b>6</b>	<b>7</b>	<b>8</b>	<b>9</b>	<b>10</b>
	1	1:15.57	1:07.29	1:09.52	1:07.77	1:09.91	1:10.69	1:09.57	1:09.42	1:07.89	1:09.22
<b>40</b>	<b>SMITH/ PERRY</b>										
	<b>Lap</b>	<b>1</b>	<b>2</b>	<b>3</b>	<b>4</b>	<b>5</b>	<b>6</b>	<b>7</b>	<b>8</b>	<b>9</b>	<b>10</b>
	1	1:38.43	1:14.77	1:16.34	1:14.96	1:12.85	1:13.83	1:14.82	1:13.60	1:13.54	1:13.74
<b>47</b>	<b>BIBBY/ WESTON</b>										
	<b>Lap</b>	<b>1</b>	<b>2</b>	<b>3</b>	<b>4</b>	<b>5</b>	<b>6</b>	<b>7</b>	<b>8</b>	<b>9</b>	<b>10</b>
	1	1:13.28	1:07.82	1:08.82	1:09.98	1:10.11	1:10.66	1:09.51	1:10.08	1:08.24	1:09.73
<b>60</b>	<b>PEARSON/ PEARSON</b>										
	<b>Lap</b>	<b>1</b>	<b>2</b>	<b>3</b>	<b>4</b>	<b>5</b>	<b>6</b>	<b>7</b>	<b>8</b>	<b>9</b>	<b>10</b>
	1	1:37.76									
<b>74</b>	<b>STEWART/ CARDSOS-SRWEART</b>										
	<b>Lap</b>	<b>1</b>	<b>2</b>	<b>3</b>	<b>4</b>	<b>5</b>	<b>6</b>	<b>7</b>	<b>8</b>	<b>9</b>	<b>10</b>
	1	1:28.01	1:14.40	1:15.85	1:16.04	1:15.01	1:18.91	1:20.90	1:16.52	1:16.58	
<b>76</b>	<b>SCRUTON/ SCRUTON</b>										
	<b>Lap</b>	<b>1</b>	<b>2</b>	<b>3</b>	<b>4</b>	<b>5</b>	<b>6</b>	<b>7</b>	<b>8</b>	<b>9</b>	<b>10</b>
	1	1:31.46	1:20.49	1:20.96	1:20.10	1:19.84	1:20.67	1:19.70	1:20.56	1:20.51	
<b>83</b>	<b>REW/ ballast</b>										
	<b>Lap</b>	<b>1</b>	<b>2</b>	<b>3</b>	<b>4</b>	<b>5</b>	<b>6</b>	<b>7</b>	<b>8</b>	<b>9</b>	<b>10</b>
	1	1:33.01	1:21.81								

# Lap Chart

## MORGAN THREE WHEELERS - RACE 2

Lap 1		Lap 2		Lap 3		Lap 4		Lap 5		Lap 6		Lap 7		Lap 8		Lap 9		Lap 10	
No	Time	No	Time	No	Time	No	Time	No	Time	No	Time	No	Time	No	Time	No	Time	No	Time
47	1:13.28	47	2:21.10	47	3:29.92	47	4:39.90	47	5:50.01	47	7:00.67	47	8:10.18	34	9:19.74	34	10:27.63	34	11:36.85
30	1:15.20	34	2:22.86	34	3:32.38	34	4:40.15	34	5:50.06	34	7:00.75	34	8:10.32	47	9:20.26	47	10:28.50	47	11:38.23
34	1:15.57	30	2:27.57	30	3:44.50	30	4:59.24	17	6:03.09 *1	17	7:30.66 *1	76	8:13.52 *1	5	9:24.17 *3	76	10:53.78 *1	74	11:42.22 *1
8	1:25.34	8	2:41.17	5	3:48.18 *1	20	5:12.84	30	6:16.74	5	7:32.66 *2	20	8:54.43	76	9:33.22 *1	5	11:16.13 *3	16	11:42.61 *1
16	1:26.79	74	2:42.41	8	3:57.73	8	5:13.68	20	6:25.67	20	7:40.17	17	8:58.15 *1	20	10:08.97	20	11:23.44	17	11:51.93 *2
74	1:28.01	20	2:42.70	74	3:58.26	74	5:14.30	8	6:29.00	8	7:44.35	8	9:00.34	8	10:16.80	40	11:33.14	76	12:14.29 *1
20	1:30.78	16	2:43.69	20	3:58.34	16	5:17.61	74	6:29.31	74	7:48.22	40	9:06.00	40	10:19.60	8	11:33.21	20	12:39.03
76	1:31.46	76	2:51.95	16	4:01.15	40	5:24.50	16	6:34.53	40	7:51.18	16	9:08.40	17	10:25.03 *1			40	12:46.88
83	1:33.01	40	2:53.20	40	4:09.54	76	5:33.01	40	6:37.35	16	7:51.37	74	9:09.12	16	10:25.14			8	12:49.37
60	1:37.76	83	2:54.82	76	4:12.91	5	5:40.89 *1	76	6:52.85					74	10:25.64			5	13:08.30 *3
40	1:38.43	17	3:08.26	17	4:35.74														
17	1:39.12																		
5	1:58.04																		



## VINTAGE RACING CARS (VSCC SET 1)

### RESULT - RACE 3

Pl	No	Cl	Name	Car	Lap	Time	Behind	MPH	Best Lap on	MPH	Handica
1	8		Tom WALKER	Amilcar Hispano Special	16	15:55.50		81.29	58.36	8	83.18
2	198		Charles GILLETT	Frazer Nash Super Sports	16	15:57.20	1.70	81.14	58.63	15	82.79
3	126		Patrick BLAKENEY-EDWARDS	Frazer Nash Super Sports	16	16:07.49	11.99	80.28	59.25	8	81.93
4	3		Tony LEES	AC/GN Cognac	16	16:37.92	42.42	77.83	1:01.17	2	79.36 19.20
5	18		Chris HUDSON	Bugatti T35B	16	16:43.64	48.14	77.39	1:01.55	10	78.87 18.84 *
6	74		Iain STEWART	Morgan Super Aero	16	16:43.88	48.38	77.37	1:01.31	10	79.18 22.92
7	6		Dougal CAWLEY	GN/Ford Piglet	15	16:07.00	1 Lap	75.30	1:01.30	15	79.19 47.50
8	26		Bruce STOPS	Bugatti T35/44	15	16:47.17	1 Lap	72.30	1:05.42	10	74.20 25.87
9	36		Mark WALKER	GN Thunderbug	15	16:47.41	1 Lap	72.28	1:05.83	15	73.74 19.96

### AWARDS

Winner - 8 Tom Walker

2<sup>nd</sup> - 198 Charles Gillett

3<sup>rd</sup> - 126 Patrick Blakeney-Edwards

First car: 1101-1500cc - 198 Charles Gillett

First on Handicap – 18 Chris Hudson

Start Time : 13:37

Mallory Park 12 Aug 17 13:57

Clerk of Course:

Time Issued:

Chief Timekeeper:

THESE RESULTS ARE PROVISIONAL UNTIL THE CONCLUSION OF ANY JUDICIAL AND TECHNICAL MATTERS

Timing by HS Sports Ltd - Results and Lap Times at [www.theresultslive.co.uk/vintage-sports-car-club](http://www.theresultslive.co.uk/vintage-sports-car-club)



## VINTAGE RACING CARS (VSCC SET 1)

### RESULT - RACE 3

Pl	No	Cl	Name	Car	Laps	Time	Behind	MPH	Best Lap on	MPH Handicap
1	8		Tom WALKER	Amilcar Hispano Special	16	15:55.50		81.29	58.36	8 83.18
2	198		Charles GILLETT	Frazer Nash Super Sports	16	15:57.20	1.70	81.14	58.63	15 82.79
3	126		Patrick BLAKENEY-EDWARDS	Frazer Nash Super Sports	16	16:07.49	11.99	80.28	59.25	8 81.93
4	3		Tony LEES	AC/GN Cognac	16	16:37.92	42.42	77.83	1:01.17	2 79.36 19.20
5	18		Chris HUDSON	Bugatti T35B	16	16:43.64	48.14	77.39	1:01.55	10 78.87 18.84 *
6	74		Iain STEWART	Morgan Super Aero	16	16:43.88	48.38	77.37	1:01.31	10 79.18 22.92
7	6		Dougal CAWLEY	GN/Ford Piglet	15	16:07.00	1 Lap	75.30	1:01.30	15 79.19 47.50
8	26		Bruce STOPS	Bugatti T35/44	15	16:47.17	1 Lap	72.30	1:05.42	10 74.20 25.87
9	36		Mark WALKER	GN Thunderbug	15	16:47.41	1 Lap	72.28	1:05.83	15 73.74 19.96
<b>Not-Classified</b>										
	50		Graham PADDICK	McDowell Ford Track Race	9	11:01.94	DNF	66.00	1:11.47	2 67.92
	25		Tom WATERFIELD	GN Special	7	7:41.32	DNF	73.66	1:02.45	2 77.73
<b>Fastest Lap</b>										
	8		Tom WALKER	Amilcar Hispano Specia					58.36	8 83.18

Start Time : 13:37

Mallory Park

12 Aug 17 13:54

Clerk of Course:

Time Issued:


Chief Timekeeper:

THESE RESULTS ARE PROVISIONAL UNTIL THE CONCLUSION OF ANY JUDICIAL AND TECHNICAL MATTERS

Timing by HS Sports Ltd - Results and Lap Times at [www.theresultslive.co.uk/vintage-sports-car-club](http://www.theresultslive.co.uk/vintage-sports-car-club)



# RACE GRID



## VINTAGE RACING CARS (VSCC SET 1)

### RACE 3

ROW 8



ROW 7

**18** 01:15.620  
Chris HUDSON



ROW 6

**191** 01:11.690  
James RICKETTS

**50** 01:13.480  
Graham PADDICK

ROW 5

**36** 01:07.280  
Mark WALKER

**74** 01:08.700  
Iain STEWART

ROW 4

**125** 01:05.150  
Hughie WALKER

**26** 01:05.150  
Bruce STOPS

ROW 3

**25** 01:03.390  
Tom WATERFIELD

**6** 01:04.320  
Dougal CAWLEY

ROW 2

**8** 01:01.760  
Tom WALKER


**3** 01:02.720  
Tony LEES

ROW 1

**198** 00:58.690  
Charles GILLETT

**126** 01:00.180  
Patrick BLAKENEY-EDW

**POLE**





# VINTAGE RACING CARS (VSCC SET 1)

## LAP TIMES - RACE 3

<b>3</b>	<b>Tony LEES</b>										
	<b>Lap</b>	<b>1</b>	<b>2</b>	<b>3</b>	<b>4</b>	<b>5</b>	<b>6</b>	<b>7</b>	<b>8</b>	<b>9</b>	<b>10</b>
	1	1:07.99	1:01.17	1:01.90	1:01.43	1:01.92	1:02.27	1:02.36	1:02.08	1:01.83	1:02.03
	11	1:01.99	1:01.59	1:02.10	1:02.81	1:02.33	1:02.12				
<b>6</b>	<b>Dougal CAWLEY</b>										
	<b>Lap</b>	<b>1</b>	<b>2</b>	<b>3</b>	<b>4</b>	<b>5</b>	<b>6</b>	<b>7</b>	<b>8</b>	<b>9</b>	<b>10</b>
	1	1:08.56	1:26.46	1:02.14	1:02.14	1:01.65	1:02.50	1:02.30	1:02.56	1:03.19	1:03.83
	11	1:02.47	1:02.95	1:01.97	1:02.98	1:01.30					
<b>8</b>	<b>Tom WALKER</b>										
	<b>Lap</b>	<b>1</b>	<b>2</b>	<b>3</b>	<b>4</b>	<b>5</b>	<b>6</b>	<b>7</b>	<b>8</b>	<b>9</b>	<b>10</b>
	1	1:04.42	59.97	59.77	59.48	1:00.66	59.26	58.64	58.36	59.84	59.09
	11	59.37	58.83	59.00	59.74	59.21	59.86				
<b>18</b>	<b>Chris HUDSON</b>										
	<b>Lap</b>	<b>1</b>	<b>2</b>	<b>3</b>	<b>4</b>	<b>5</b>	<b>6</b>	<b>7</b>	<b>8</b>	<b>9</b>	<b>10</b>
	1	1:11.26	1:03.02	1:02.38	1:01.99	1:01.82	1:01.83	1:02.10	1:02.88	1:01.69	1:01.55
	11	1:01.86	1:02.00	1:02.23	1:02.04	1:02.21	1:02.78				
<b>25</b>	<b>Tom WATERFIELD</b>										
	<b>Lap</b>	<b>1</b>	<b>2</b>	<b>3</b>	<b>4</b>	<b>5</b>	<b>6</b>	<b>7</b>	<b>8</b>	<b>9</b>	<b>10</b>
	1	1:08.85	1:02.45	1:02.85	1:03.06	1:02.80	1:04.79	1:16.52			
<b>26</b>	<b>Bruce STOPS</b>										
	<b>Lap</b>	<b>1</b>	<b>2</b>	<b>3</b>	<b>4</b>	<b>5</b>	<b>6</b>	<b>7</b>	<b>8</b>	<b>9</b>	<b>10</b>
	1	1:11.87	1:05.65	1:05.81	1:10.36	1:06.76	1:08.32	1:06.76	1:07.49	1:06.04	1:05.42
	11	1:06.10	1:06.73	1:06.18	1:06.45	1:07.23					
<b>36</b>	<b>Mark WALKER</b>										
	<b>Lap</b>	<b>1</b>	<b>2</b>	<b>3</b>	<b>4</b>	<b>5</b>	<b>6</b>	<b>7</b>	<b>8</b>	<b>9</b>	<b>10</b>
	1	1:13.80	1:06.55	1:06.27	1:07.04	1:07.87	1:06.96	1:06.93	1:06.59	1:07.34	1:06.60
	11	1:06.04	1:06.30	1:06.80	1:06.49	1:05.83					
<b>50</b>	<b>Graham PADDICK</b>										
	<b>Lap</b>	<b>1</b>	<b>2</b>	<b>3</b>	<b>4</b>	<b>5</b>	<b>6</b>	<b>7</b>	<b>8</b>	<b>9</b>	<b>10</b>
	1	1:18.38	1:11.47	1:11.48	1:11.72	1:13.88	1:14.12	1:13.38	1:11.49	1:16.02	
<b>74</b>	<b>Iain STEWART</b>										
	<b>Lap</b>	<b>1</b>	<b>2</b>	<b>3</b>	<b>4</b>	<b>5</b>	<b>6</b>	<b>7</b>	<b>8</b>	<b>9</b>	<b>10</b>
	1	1:12.24	1:03.01	1:02.35	1:01.87	1:01.83	1:02.65	1:01.97	1:02.08	1:01.69	1:01.31
	11	1:01.53	1:02.37	1:01.95	1:02.21	1:02.39	1:02.43				
<b>126</b>	<b>Patrick BLAKENEY-EDWARDS</b>										
	<b>Lap</b>	<b>1</b>	<b>2</b>	<b>3</b>	<b>4</b>	<b>5</b>	<b>6</b>	<b>7</b>	<b>8</b>	<b>9</b>	<b>10</b>
	1	1:07.63	59.73	59.53	59.49	1:00.17	59.83	59.40	59.25	59.78	1:01.29
	11	59.67	1:00.67	1:00.32	1:00.39	1:00.20	1:00.14				
<b>198</b>	<b>Charles GILLETT</b>										
	<b>Lap</b>	<b>1</b>	<b>2</b>	<b>3</b>	<b>4</b>	<b>5</b>	<b>6</b>	<b>7</b>	<b>8</b>	<b>9</b>	<b>10</b>

1	1:06.82	59.63	59.45	59.36	1:00.55	59.28	59.02	59.03	59.08	58.91
11	59.27	59.44	59.41	59.55	58.63	59.77				

# Lap Chart

## VINTAGE RACING CARS (VSCC SET 1) - RACE 3

Lap 1		Lap 2		Lap 3		Lap 4		Lap 5		Lap 6		Lap 7		Lap 8		Lap 9		Lap 10	
No	Time	No	Time	No	Time	No	Time	No	Time	No	Time	No	Time	No	Time	No	Time	No	Time
8	1:04.42	8	2:04.39	8	3:04.16	8	4:03.64	8	5:04.30	8	6:03.56	8	7:02.20	8	8:00.56	8	9:00.40	8	9:59.49
198	1:06.82	198	2:06.45	198	3:05.90	198	4:05.26	198	5:05.81	198	6:05.09	198	7:04.11	198	8:03.14	36	9:02.01 *1	198	10:01.13
126	1:07.63	126	2:07.36	126	3:06.89	126	4:06.38	126	5:06.55	126	6:06.38	126	7:05.78	126	8:05.03	198	9:02.22	126	10:06.10
3	1:07.99	3	2:09.16	3	3:11.06	3	4:12.49	3	5:14.41	50	6:06.93 *1	3	7:19.04	3	8:21.12	26	9:03.02 *1	26	10:09.06 *1
6	1:08.56	25	2:11.30	25	3:14.15	25	4:17.21	25	5:20.01	3	6:16.68	50	7:21.05 *1	18	8:27.28	126	9:04.81	36	10:09.35 *1
25	1:08.85	18	2:14.28	18	3:16.66	18	4:18.65	18	5:20.47	18	6:22.30	18	7:24.40	74	8:28.00	3	9:22.95	3	10:24.98
18	1:11.26	74	2:15.25	74	3:17.60	74	4:19.47	74	5:21.30	74	6:23.95	74	7:25.92	50	8:34.43 *1	18	9:28.97	18	10:30.52
26	1:11.87	26	2:17.52	26	3:23.33	36	4:33.66	36	5:40.45	25	6:24.80	25	7:41.32	6	8:48.31	74	9:29.69	74	10:31.00
74	1:12.24	36	2:20.35	36	3:26.62	26	4:33.69	6	5:40.95	6	6:43.45	6	7:45.75	50	9:45.92 *1	6	10:55.33		
36	1:13.80	50	2:29.85	6	3:37.16	6	4:39.30	36	5:41.53	36	6:48.49	36	7:55.42	6	9:51.50				
50	1:18.38	6	2:35.02	50	3:41.33	50	4:53.05			26	6:48.77	26	7:55.53						

# Lap Chart

## VINTAGE RACING CARS (VSCC SET 1) - RACE 3

Lap 11		Lap 12		Lap 13		Lap 14		Lap 15		Lap 16		Lap 17		Lap 18		Lap 19		Lap 20	
No	Time	No	Time	No	Time	No	Time	No	Time	No	Time	No	Time	No	Time	No	Time	No	Time
8	10:58.86	8	11:57.69	8	12:56.69	8	13:56.43	8	14:55.64	8	15:55.50								
198	11:00.40	6	11:57.80 *1	198	12:59.25	198	13:58.80	198	14:57.43	198	15:57.20								
50	11:01.94 *2	198	11:59.84	6	13:00.75 *1	6	14:02.72 *1	6	15:05.70 *1	6	16:07.00 *1								
126	11:05.77	126	12:06.44	126	13:06.76	126	14:07.15	126	15:07.35	126	16:07.49								
26	11:14.48 *1	26	12:20.58 *1	26	13:27.31 *1	3	14:33.47	3	15:35.80	3	16:37.92								
36	11:15.95 *1	36	12:21.99 *1	36	13:28.29 *1	26	14:33.49 *1	26	15:39.94 *1	18	16:43.64								
3	11:26.97	3	12:28.56	3	13:30.66	36	14:35.09 *1	18	15:40.86	74	16:43.88								
18	11:32.38	18	12:34.38	18	13:36.61	18	14:38.65	74	15:41.45	26	16:47.17 *1								
74	11:32.53	74	12:34.90	74	13:36.85	74	14:39.06	36	15:41.58 *1	36	16:47.41 *1								



## The Vintage Sports-Car Club

### STANDARD & MODIFIED PRE-WAR CARS (VSCC SET 3)

#### RESULT - RACE 4

Pl	No	Cl	Name	Car	Lap	Time	Behind	MPH	Best Lap on	MPH	Handica
1	22		Tim KNELLER	Riley TT Sprite	9	9:49.77		74.08	1:03.81	5	76.07
2	5		Sue DARBYSHIRE	Morgan Super Aero	9	9:50.33	0.56	74.01	1:03.67	3	76.24
3	61		Robert MOORE	Frazer Nash Super Sports	9	10:30.03	40.26	69.34	1:05.11	3	74.55
4	33		John GUYATT	Talbot Lago T150C	9	10:45.13	55.36	67.72	1:08.16	2	71.22 31.69
5	62		Simon EDWARDS	Morgan Aero Supersport	9	10:46.09	56.32	67.62	1:09.33	5	70.02 22.12
6	35		Ross KEELING	Delahaye 135Ms	9	10:47.99	58.22	67.42	1:08.53	6	70.83 31.22
7	112		David OZANNE	Aston Martin Speed Ulster	9	10:49.66	59.89	67.25	1:08.72	3	70.64 31.18
8	51		Barry FOSTER	MG Midget	8	9:43.10	1 Lap	66.60	1:09.55	4	69.79 26.70
9	195		David JOHNSON	Frazer Nash Super Sports	8	9:44.17	1 Lap	66.48	1:10.95	2	68.42 16.57 *
10	57		Fred BOOTHBY	MG J2	8	9:45.01	1 Lap	66.38	1:10.06	2	69.29 24.53
11	52		Anthony FENWICK-WILSON	Railton LS Tourer	8	9:55.53	1 Lap	65.21	1:11.51	3	67.88 23.45
12	16		Mac HULBERT	Alvis Silver Eagle	8	9:57.44	1 Lap	65.00	1:11.57	3	67.83 24.88
13	56		Duncan POTTER	MG Montlhery Midget	8	9:57.92	1 Lap	64.95	1:12.06	3	67.36 21.44
14	48		John REEVE	Riley Brooklands	8	10:11.17	1 Lap	63.54	1:13.17	3	66.34 25.81
15	70		Andrew BAKER	Riley Brooklands	8	10:13.11	1 Lap	63.34	1:13.70	4	65.86 23.51
16	73		Simon JACKSON	MG PB Cream Cracker	8	10:14.32	1 Lap	63.21	1:12.83	3	66.65 31.68
17	41		Clive TEMPLE	Riley Brooklands	8	10:15.19	1 Lap	63.13	1:14.32	2	65.32 20.63
18	141		Mark REECE	MG J4	8	10:42.02	1 Lap	60.49	1:17.42	2	62.70 22.66
19	97		Dennis JOHNSON	Frazer Nash Colmore	8	10:45.34	1 Lap	60.18	1:17.59	3	62.56 24.62
20	123		Andy KING	MG PB Cream Cracker	8	10:54.63	1 Lap	59.32	1:17.89	5	62.32 31.51
21	87		Tim WADSWORTH	Lagonda 2 Ltr L/C Tourer	7	9:36.88	2 Laps	58.90	1:18.44	2	61.88 27.80
22	99		Andy CAWLEY	Frazer Nash Super Sports	7	10:38.65	2 Laps	53.21	1:27.08	3	55.74 29.09
23	71		Anne BOURSOT	MG PA 2Str	6	9:27.41	3 Laps	51.33	1:27.68	5	55.36 41.33
24	102		Andrew HARRINGTON	MG J2	6	9:52.42	3 Laps	49.16	1:35.63	2	50.76 18.64

## AWARDS

Winner Mallory Mug & 1101-1500cc - 22 Tim Kneller

2nd Place & First Vintage Car - 5 Sue Derbyshire

3<sup>rd</sup> Place - 61 Robert Moore

First un- supercharged car:

Up to 1100cc - 62 Simon Edwards

1501-2000cc - 112 David Ozane

2001-3000cc - 16 Mac Hulbert

over 3000cc 33 - John Guyatt

First VSCC 'Standard' Car - 35 Ross Keeling

2<sup>nd</sup> Standard Car - 195 David Johnson

3<sup>rd</sup> Standard - 56 Duncan Potter

First on Handicap - 195 David Johnson

Start Time : 14:01

Mallory Park 12 Aug 17 15:42

Clerk of Course:

Time Issued:

Chief Timekeeper:

THESE RESULTS ARE PROVISIONAL UNTIL THE CONCLUSION OF ANY JUDICIAL AND TECHNICAL MATTERS

Timing by HS Sports Ltd - Results and Lap Times at [www.theresultslive.co.uk/vintage-sports-car-club](http://www.theresultslive.co.uk/vintage-sports-car-club)



## STANDARD & MODIFIED PRE-WAR CARS (VSCC SET 3)

### RESULT - RACE 4

PI	No	CI	Name	Car	Laps	Time	Behind	MPH	Best Lap on	MPH Handicap
1	22		Tim KNELLER	Riley TT Sprite	9	9:49.77		74.08	1:03.81	5 76.07
2	5		Sue DARBYSHIRE	Morgan Super Aero	9	9:50.33	0.56	74.01	1:03.67	3 76.24
3	61		Robert MOORE	Frazer Nash Super Sports	9	10:30.03	40.26	69.34	1:05.11	3 74.55
4	33		John GUYATT	Talbot Lago T150C	9	10:45.13	55.36	67.72	1:08.16	2 71.22 31.69
5	62		Simon EDWARDS	Morgan Aero Supersport	9	10:46.09	56.32	67.62	1:09.33	5 70.02 22.12
6	35		Ross KEELING	Delahaye 135Ms	9	10:47.99	58.22	67.42	1:08.53	6 70.83 31.22
7	112		David OZANNE	Aston Martin Speed Ulster	9	10:49.66	59.89	67.25	1:08.72	3 70.64 31.18
8	51		Barry FOSTER	MG Midget	8	9:43.10	1 Lap	66.60	1:09.55	4 69.79 26.70
9	195		David JOHNSON	Frazer Nash Super Sports	8	9:44.17	1 Lap	66.48	1:10.95	2 68.42 16.57 *
10	57		Fred BOOTHBY	MG J2	8	9:45.01	1 Lap	66.38	1:10.06	2 69.29 24.53
11	52		Anthony FENWICK-WILSON	Railton LS Tourer	8	9:55.53	1 Lap	65.21	1:11.51	3 67.88 23.45
12	16		Mac HULBERT	Alvis Silver Eagle	8	9:57.44	1 Lap	65.00	1:11.57	3 67.83 24.88
13	56		Duncan POTTER	MG Monthery Midget	8	9:57.92	1 Lap	64.95	1:12.06	3 67.36 21.44
14	48		John REEVE	Riley Brooklands	8	10:11.17	1 Lap	63.54	1:13.17	3 66.34 25.81
15	70		Andrew BAKER	Riley Brooklands	8	10:13.11	1 Lap	63.34	1:13.70	4 65.86 23.51
16	73		Simon JACKSON	MG PB Cream Cracker	8	10:14.32	1 Lap	63.21	1:12.83	3 66.65 31.68
17	41		Clive TEMPLE	Riley Brooklands	8	10:15.19	1 Lap	63.13	1:14.32	2 65.32 20.63
18	141		Mark REECE	MG J4	8	10:42.02	1 Lap	60.49	1:17.42	2 62.70 22.66
19	97		Dennis JOHNSON	Frazer Nash Colmore	8	10:45.34	1 Lap	60.18	1:17.59	3 62.56 24.62
20	123		Andy KING	MG PB Cream Cracker	8	10:54.63	1 Lap	59.32	1:17.89	5 62.32 31.51
21	99		Andy CAWLEY	Frazer Nash Super Sports	7	10:38.65	2 Laps	53.21	1:27.08	3 55.74 29.09
22	102		Andrew HARRINGTON	MG J2	6	9:52.42	3 Laps	49.16	1:35.63	2 50.76 18.64

#### Not-Classified

29	Mark BRETT	Ballamy-Ford (LMB) V8 Spl	8	8:54.90	DNF	72.60	1:04.30	3	75.49
42	Hamish MONRO	Frazer Nash Super Sports	7	8:08.26	DNF	69.59	1:07.63	5	71.78
31	Trevor SWETE	Invicta S Type	7	8:09.45	DNF	69.42	1:07.58	6	71.83
87	Tim WADSWORTH	Lagonda 2 Ltr L/C Tourer	7	9:36.88	DNF	58.90	1:18.44	2	61.88
71	Anne BOURSOT	MG PA 2Str	6	9:27.41	DNF	51.33	1:27.68	5	55.36
49	Ian STANDING	Riley Brooklands	5	6:18.88	DNF	64.06	1:11.93	4	67.49
21	Jo BLAKENEY-EDWARDS	Frazer Nash Super Sports	3	3:27.58	DNF	70.15	1:06.35	2	73.16
38	Simon BLAKENEY-EDWARDS	Frazer Nash Super Sports	1	1:24.59	DNF	57.39		0	0.00

#### Fastest Lap

5	Sue DARBYSHIRE	Morgan Super Aero					1:03.67	3	76.24
---	----------------	-------------------	--	--	--	--	---------	---	-------

RACE RED FLAGGED

Start Time : 14:01

Mallory Park

12 Aug 17 14:20

Clerk of Course:

Time Issued:

Chief Timekeeper:

THESE RESULTS ARE PROVISIONAL UNTIL THE CONCLUSION OF ANY JUDICIAL AND TECHNICAL MATTERS

Timing by HS Sports Ltd - Results and Lap Times at [www.theresultslive.co.uk/vintage-sports-car-club](http://www.theresultslive.co.uk/vintage-sports-car-club)

# RACE GRID

## STANDARD & MODIFIED PRE-WAR CARS (VSCC SET 3)

### RACE 4

ROW 16			
ROW 15	<b>71</b> 01:28.610 Anne BOURSOT	<b>102</b> 01:36.550 Andrew HARRINGTON	
ROW 14	<b>123</b> 01:20.800 Andy KING	<b>99</b> 01:26.560 Andy CAWLEY	
ROW 13	<b>87</b> 01:18.600 Tim WADSWORTH	<b>97</b> 01:19.070 Dennis JOHNSON	
ROW 12	<b>65</b> 01:15.320 Norman PEMBERTON	<b>73</b> 01:16.810 Simon JACKSON	
ROW 11	<b>48</b> 01:13.870 John REEVE	<b>41</b> 01:14.560 Clive TEMPLE	
ROW 10	<b>49</b> 01:13.440 Ian STANDING	<b>56</b> 01:13.850 Duncan POTTER	
ROW 9	<b>16</b> 01:12.850 Mac HULBERT	<b>51</b> 01:13.160 Barry FOSTER	
ROW 8	<b>70</b> 01:12.550 Andrew BAKER	<b>52</b> 01:12.830 Anthony FENWICK-WILS	
ROW 7	<b>33</b> 01:11.770 John GUYATT	<b>57</b> 01:12.430 Fred BOOTHBY	
ROW 6	<b>112</b> 01:10.680 David OZANNE	<b>195</b> 01:10.860 David JOHNSON	
ROW 5	<b>38</b> 01:09.600 Simon BLAKENEY-EDW	<b>62</b> 01:10.610 Simon EDWARDS	
ROW 4	<b>42</b> 01:08.810 Hamish MONRO	<b>35</b> 01:09.070 Ross KEELING	
ROW 3	<b>61</b> 01:08.400 Robert MOORE	<b>31</b> 01:08.660 Trevor SWETE	
ROW 2	<b>5</b> 01:05.760 Sue DARBYSHIRE	<b>21</b> 01:07.290 Jo BLAKENEY-EDWARD	
ROW 1	<b>22</b> 01:03.730 Tim KNELLER	<b>29</b> 01:04.650 Mark BRETT	

POLE

RESERVE - CAR 141 - MARK REECE

# STANDARD & MODIFIED PRE-WAR CARS (VSCC SET 3)

## LAP TIMES - RACE 4

<b>5</b>	<b>Sue DARBYSHIRE</b>									
<b>Lap</b>	<b>1</b>	<b>2</b>	<b>3</b>	<b>4</b>	<b>5</b>	<b>6</b>	<b>7</b>	<b>8</b>	<b>9</b>	<b>10</b>
1	1:12.44	1:04.67	1:03.67	1:06.16	1:04.75	1:04.65	1:05.24	1:03.72	1:05.03	
<b>16</b>	<b>Mac HULBERT</b>									
<b>Lap</b>	<b>1</b>	<b>2</b>	<b>3</b>	<b>4</b>	<b>5</b>	<b>6</b>	<b>7</b>	<b>8</b>	<b>9</b>	<b>10</b>
1	1:26.21	1:12.08	1:11.57	1:13.00	1:14.79	1:14.30	1:11.81	1:13.68		
<b>21</b>	<b>Jo BLAKENEY-EDWARDS</b>									
<b>Lap</b>	<b>1</b>	<b>2</b>	<b>3</b>	<b>4</b>	<b>5</b>	<b>6</b>	<b>7</b>	<b>8</b>	<b>9</b>	<b>10</b>
1	1:14.04	1:06.35	1:07.19							
<b>22</b>	<b>Tim KNELLER</b>									
<b>Lap</b>	<b>1</b>	<b>2</b>	<b>3</b>	<b>4</b>	<b>5</b>	<b>6</b>	<b>7</b>	<b>8</b>	<b>9</b>	<b>10</b>
1	1:12.21	1:04.36	1:03.97	1:07.12	1:03.81	1:04.55	1:05.08	1:03.89	1:04.78	
<b>29</b>	<b>Mark BRETT</b>									
<b>Lap</b>	<b>1</b>	<b>2</b>	<b>3</b>	<b>4</b>	<b>5</b>	<b>6</b>	<b>7</b>	<b>8</b>	<b>9</b>	<b>10</b>
1	1:11.39	1:06.08	1:04.30	1:06.08	1:05.57	1:08.67	1:04.85	1:07.96		
<b>31</b>	<b>Trevor SWETE</b>									
<b>Lap</b>	<b>1</b>	<b>2</b>	<b>3</b>	<b>4</b>	<b>5</b>	<b>6</b>	<b>7</b>	<b>8</b>	<b>9</b>	<b>10</b>
1	1:17.88	1:09.43	1:08.20	1:08.98	1:08.47	1:07.58	1:08.91			
<b>33</b>	<b>John GUYATT</b>									
<b>Lap</b>	<b>1</b>	<b>2</b>	<b>3</b>	<b>4</b>	<b>5</b>	<b>6</b>	<b>7</b>	<b>8</b>	<b>9</b>	<b>10</b>
1	1:19.47	1:08.16	1:10.97	1:09.33	1:09.58	1:10.46	1:10.45	1:12.47	1:14.24	
<b>35</b>	<b>Ross KEELING</b>									
<b>Lap</b>	<b>1</b>	<b>2</b>	<b>3</b>	<b>4</b>	<b>5</b>	<b>6</b>	<b>7</b>	<b>8</b>	<b>9</b>	<b>10</b>
1	1:15.96	1:11.16	1:11.82	1:12.66	1:10.25	1:08.53	1:10.28	1:12.65	1:14.68	
<b>38</b>	<b>Simon BLAKENEY-EDWARDS</b>									
<b>Lap</b>	<b>1</b>	<b>2</b>	<b>3</b>	<b>4</b>	<b>5</b>	<b>6</b>	<b>7</b>	<b>8</b>	<b>9</b>	<b>10</b>
1	1:24.59									
<b>41</b>	<b>Clive TEMPLE</b>									
<b>Lap</b>	<b>1</b>	<b>2</b>	<b>3</b>	<b>4</b>	<b>5</b>	<b>6</b>	<b>7</b>	<b>8</b>	<b>9</b>	<b>10</b>
1	1:27.86	1:14.32	1:14.32	1:14.36	1:16.46	1:14.56	1:15.88	1:17.43		
<b>42</b>	<b>Hamish MONRO</b>									
<b>Lap</b>	<b>1</b>	<b>2</b>	<b>3</b>	<b>4</b>	<b>5</b>	<b>6</b>	<b>7</b>	<b>8</b>	<b>9</b>	<b>10</b>
1	1:16.43	1:09.37	1:07.94	1:10.06	1:07.63	1:07.71	1:09.12			
<b>48</b>	<b>John REEVE</b>									
<b>Lap</b>	<b>1</b>	<b>2</b>	<b>3</b>	<b>4</b>	<b>5</b>	<b>6</b>	<b>7</b>	<b>8</b>	<b>9</b>	<b>10</b>
1	1:28.83	1:13.47	1:13.17	1:13.73	1:16.07	1:15.43	1:13.97	1:16.50		
<b>49</b>	<b>Ian STANDING</b>									
<b>Lap</b>	<b>1</b>	<b>2</b>	<b>3</b>	<b>4</b>	<b>5</b>	<b>6</b>	<b>7</b>	<b>8</b>	<b>9</b>	<b>10</b>
1	1:27.81	1:13.00	1:12.47	1:11.93	1:13.67					



<b>51</b>	<b>Barry FOSTER</b>										
	<b>Lap</b>	<b>1</b>	<b>2</b>	<b>3</b>	<b>4</b>	<b>5</b>	<b>6</b>	<b>7</b>	<b>8</b>	<b>9</b>	<b>10</b>
	1	1:24.19	1:11.49	1:11.18	1:09.55	1:12.55	1:11.31	1:09.87	1:12.96		
<b>52</b>	<b>Anthony FENWICK-WILSON</b>										
	<b>Lap</b>	<b>1</b>	<b>2</b>	<b>3</b>	<b>4</b>	<b>5</b>	<b>6</b>	<b>7</b>	<b>8</b>	<b>9</b>	<b>10</b>
	1	1:24.87	1:11.74	1:11.51	1:13.21	1:12.96	1:12.47	1:14.64	1:14.13		
<b>56</b>	<b>Duncan POTTER</b>										
	<b>Lap</b>	<b>1</b>	<b>2</b>	<b>3</b>	<b>4</b>	<b>5</b>	<b>6</b>	<b>7</b>	<b>8</b>	<b>9</b>	<b>10</b>
	1	1:25.79	1:13.53	1:12.06	1:12.06	1:13.27	1:13.71	1:12.65	1:14.85		
<b>57</b>	<b>Fred BOOTHBY</b>										
	<b>Lap</b>	<b>1</b>	<b>2</b>	<b>3</b>	<b>4</b>	<b>5</b>	<b>6</b>	<b>7</b>	<b>8</b>	<b>9</b>	<b>10</b>
	1	1:23.39	1:10.06	1:11.27	1:11.62	1:12.09	1:11.68	1:11.14	1:13.76		
<b>61</b>	<b>Robert MOORE</b>										
	<b>Lap</b>	<b>1</b>	<b>2</b>	<b>3</b>	<b>4</b>	<b>5</b>	<b>6</b>	<b>7</b>	<b>8</b>	<b>9</b>	<b>10</b>
	1	1:18.81	1:07.37	1:05.11	1:08.95	1:09.91	1:08.38	1:09.26	1:08.69	1:13.55	
<b>62</b>	<b>Simon EDWARDS</b>										
	<b>Lap</b>	<b>1</b>	<b>2</b>	<b>3</b>	<b>4</b>	<b>5</b>	<b>6</b>	<b>7</b>	<b>8</b>	<b>9</b>	<b>10</b>
	1	1:18.95	1:10.83	1:09.69	1:10.42	1:09.33	1:10.44	1:10.05	1:12.64	1:13.74	
<b>70</b>	<b>Andrew BAKER</b>										
	<b>Lap</b>	<b>1</b>	<b>2</b>	<b>3</b>	<b>4</b>	<b>5</b>	<b>6</b>	<b>7</b>	<b>8</b>	<b>9</b>	<b>10</b>
	1	1:29.79	1:13.93	1:13.88	1:13.70	1:17.03	1:15.73	1:14.53	1:14.52		
<b>71</b>	<b>Anne BOURSOT</b>										
	<b>Lap</b>	<b>1</b>	<b>2</b>	<b>3</b>	<b>4</b>	<b>5</b>	<b>6</b>	<b>7</b>	<b>8</b>	<b>9</b>	<b>10</b>
	1	1:45.80	1:30.66	1:38.24	1:33.19	1:27.68	1:31.84				
<b>73</b>	<b>Simon JACKSON</b>										
	<b>Lap</b>	<b>1</b>	<b>2</b>	<b>3</b>	<b>4</b>	<b>5</b>	<b>6</b>	<b>7</b>	<b>8</b>	<b>9</b>	<b>10</b>
	1	1:31.07	1:14.19	1:12.83	1:13.41	1:16.21	1:14.38	1:13.19	1:19.04		
<b>87</b>	<b>Tim WADSWORTH</b>										
	<b>Lap</b>	<b>1</b>	<b>2</b>	<b>3</b>	<b>4</b>	<b>5</b>	<b>6</b>	<b>7</b>	<b>8</b>	<b>9</b>	<b>10</b>
	1	1:33.58	1:18.44	1:18.85	1:18.90	1:18.82	1:20.48	1:27.81			
<b>97</b>	<b>Dennis JOHNSON</b>										
	<b>Lap</b>	<b>1</b>	<b>2</b>	<b>3</b>	<b>4</b>	<b>5</b>	<b>6</b>	<b>7</b>	<b>8</b>	<b>9</b>	<b>10</b>
	1	1:30.43	1:18.87	1:17.59	1:18.60	1:18.40	1:19.59	1:21.47	1:20.39		
<b>99</b>	<b>Andy CAWLEY</b>										
	<b>Lap</b>	<b>1</b>	<b>2</b>	<b>3</b>	<b>4</b>	<b>5</b>	<b>6</b>	<b>7</b>	<b>8</b>	<b>9</b>	<b>10</b>
	1	1:41.52	1:27.77	1:27.08	1:29.44	1:30.43	1:29.61	1:32.80			
<b>102</b>	<b>Andrew HARRINGTON</b>										
	<b>Lap</b>	<b>1</b>	<b>2</b>	<b>3</b>	<b>4</b>	<b>5</b>	<b>6</b>	<b>7</b>	<b>8</b>	<b>9</b>	<b>10</b>
	1	1:50.58	1:35.63	1:38.20	1:35.77	1:36.28	1:35.96				
<b>112</b>	<b>David OZANNE</b>										
	<b>Lap</b>	<b>1</b>	<b>2</b>	<b>3</b>	<b>4</b>	<b>5</b>	<b>6</b>	<b>7</b>	<b>8</b>	<b>9</b>	<b>10</b>
	1	1:22.39	1:09.65	1:08.72	1:11.77	1:10.57	1:09.56	1:09.59	1:12.64	1:14.77	

---

**123 Andy KING**

Lap	1	2	3	4	5	6	7	8	9	10
1	1:34.14	1:19.88	1:20.07	1:20.14	1:17.89	1:20.78	1:19.97	1:21.76		

---

**141 Mark REECE**

Lap	1	2	3	4	5	6	7	8	9	10
1	1:33.33	1:17.42	1:17.60	1:17.85	1:18.92	1:18.74	1:20.41	1:17.75		

---

**195 David JOHNSON**

Lap	1	2	3	4	5	6	7	8	9	10
1	1:20.30	1:10.95	1:11.10	1:11.90	1:11.39	1:12.70	1:11.61	1:14.22		

# Lap Chart

## STANDARD & MODIFIED PRE-WAR CARS (VSCC SET 3) - RACE 4

Lap 1		Lap 2		Lap 3		Lap 4		Lap 5		Lap 6		Lap 7		Lap 8		Lap 9		Lap 10	
No	Time	No	Time	No	Time	No	Time	No	Time	No	Time	No	Time	No	Time	No	Time	No	Time
29	1:11.39	22	2:16.57	22	3:20.54	5	4:26.94	22	5:31.47	22	6:36.02	22	7:41.10	22	8:44.99	22	9:49.77		
22	1:12.21	5	2:17.11	5	3:20.78	22	4:27.66	5	5:31.69	5	6:36.34	5	7:41.58	5	8:45.30	5	9:50.33		
5	1:12.44	29	2:17.47	29	3:21.77	29	4:27.85	29	5:33.42	102	6:40.18 *2	41	7:41.88 *1	48	8:54.67 *1	102	9:52.42 *3		
21	1:14.04	21	2:20.39	102	3:26.21 *1	99	4:36.37 *1	123	5:34.23 *1	29	6:42.09	73	7:42.09 *1	29	8:54.90	52	9:55.53 *1		
35	1:15.96	42	2:25.80	21	3:27.58	61	4:40.24	61	5:50.15	97	6:43.89 *1	70	7:44.06 *1	73	8:55.28 *1	16	9:57.44 *1		
42	1:16.43	61	2:26.18	61	3:31.29	42	4:43.80	42	5:51.43	141	6:45.12 *1	29	7:46.94	41	8:57.76 *1	56	9:57.92 *1		
31	1:17.88	35	2:27.12	42	3:33.74	31	4:44.49	31	5:52.96	87	6:48.59 *1	71	7:55.57 *2	70	8:58.59 *1	48	10:11.17 *1		
61	1:18.81	31	2:27.31	31	3:35.51	33	4:47.93	33	5:57.51	123	6:52.12 *1	97	8:03.48 *1	99	9:05.85 *2	70	10:13.11 *1		
62	1:18.95	33	2:27.63	33	3:38.60	62	4:49.89	62	5:59.22	61	6:58.53	141	8:03.86 *1	61	9:16.48	73	10:14.32 *1		
33	1:19.47	62	2:29.78	35	3:38.94	35	4:51.60	35	6:01.85	42	6:59.14	61	8:07.79	141	9:24.27 *1	41	10:15.19 *1		
195	1:20.30	195	2:31.25	62	3:39.47	112	4:52.53	112	6:03.10	31	7:00.54	42	8:08.26	97	9:24.95 *1	61	10:30.03		
112	1:22.39	112	2:32.04	112	3:40.76	195	4:54.25	195	6:05.64	33	7:07.97	87	8:09.07 *1	71	9:27.41 *2	99	10:38.65 *2		
57	1:23.39	57	2:33.45	195	3:42.35	71	4:54.70 *1	99	6:05.81 *1	62	7:09.66	31	8:09.45	33	9:30.89	141	10:42.02 *1		
51	1:24.19	51	2:35.68	57	3:44.72	57	4:56.34	57	6:08.43	35	7:10.38	123	8:12.90 *1	62	9:32.35	33	10:45.13		
38	1:24.59	52	2:36.61	51	3:46.86	51	4:56.41	51	6:08.96	112	7:12.66	102	8:16.46 *2	123	9:32.87 *1	97	10:45.34 *1		
52	1:24.87	16	2:38.29	52	3:48.12	52	5:01.33	52	6:14.29	195	7:18.34	33	8:18.42	35	9:33.31	62	10:46.09		
56	1:25.79	56	2:39.32	16	3:49.86	16	5:02.86	56	6:16.71	57	7:20.11	62	8:19.71	112	9:34.89	35	10:47.99		
16	1:26.21	49	2:40.81	56	3:51.38	56	5:03.44	16	6:17.65	51	7:20.27	35	8:20.66	87	9:36.88 *1	112	10:49.66		
49	1:27.81	41	2:42.18	49	3:53.28	102	5:04.41 *1	49	6:18.88	52	7:26.76	112	8:22.25	51	9:43.10	123	10:54.63 *1		
41	1:27.86	48	2:42.30	48	3:55.47	49	5:05.21	48	6:25.27	56	7:30.42	195	8:29.95	195	9:44.17				
48	1:28.83	70	2:43.72	41	3:56.50	48	5:09.20	41	6:27.32	16	7:31.95	51	8:30.14	57	9:45.01				
70	1:29.79	73	2:45.26	70	3:57.60	41	5:10.86	73	6:27.71	99	7:36.24 *1	57	8:31.25						
97	1:30.43	97	2:49.30	73	3:58.09	70	5:11.30	71	6:27.89 *1	48	7:40.70	52	8:41.40						
73	1:31.07	141	2:50.75	97	4:06.89	73	5:11.50	70	6:28.33			56	8:43.07						
141	1:33.33	87	2:52.02	141	4:08.35	97	5:25.49					16	8:43.76						
87	1:33.58	123	2:54.02	87	4:10.87	141	5:26.20												
123	1:34.14	99	3:09.29	123	4:14.09	87	5:29.77												
99	1:41.52	71	3:16.46																
71	1:45.80																		
102	1:50.58																		



## The Vintage Sports-Car Club

### HANDICAP RACE FOR EDWARDIAN CARS

#### RESULT - RACE 5

PI	No	CI	Name	Car	Lap	Time	Behind	MPH	Best Lap on	MPH
1	105		Roger TWELVETREES	Wolseley 16/20	8	10:10.28		55.68	1:23.65	2 58.03
2	114		Andrew HOWE-DAVIES	Scat Racer	8	11:01.59	51.31	61.49	1:16.46	8 63.49
3	117		Rob HUBBARD	Sunbeam 16/20	8	11:05.30	55.02	58.37	1:20.24	2 60.50
4	100		Tom WALKER	Hispano Suiza Alfonso 2Str	8	11:06.85	56.57	55.54	1:23.79	4 57.93
5	93		Jack BOND	Vauxhall A/D Type	8	11:13.00	1:02.72	57.70	1:21.76	5 59.37
6	86		Hugh MACKINTOSH	Hudson Super Six Racer	8	11:13.86	1:03.58	61.27	1:15.86	4 63.99
7	85		Leslie MURRAY	De Dion Bouton/Curtis Ox	8	11:15.45	1:05.17	61.11	1:15.86	4 63.99
8	104		Ron BIRKETT	Dodge Hornsted	8	11:16.55	1:06.27	52.56	1:29.89	3 54.00
9	45		Richard SCALDWELL	De Dietrich 130 HP Course	8	11:20.32	1:10.04	67.18	1:09.03	4 70.32
10	115		John POLSON	Talbot 12 HP	8	11:20.78	1:10.50	59.67	1:18.62	8 61.74
11	121		Peter WILSON	Brasier Voiture De Course	7	10:16.38	1 Lap	56.50	1:23.50	3 58.13
12	60		Ben COLLINGS	Mercedes 60HP	7	10:16.96	1 Lap	64.51	1:13.29	8 66.23
13	116		Nicholas HILDYARD	Theophile Schneider Aero	7	10:34.74	1 Lap	56.19	1:24.41	3 57.51
14	118		David BIGGINS	Daimler Mercedes	7	10:34.91	1 Lap	54.81	1:25.94	7 56.48
15	7		John BRYDON	CGV Sports	7	11:44.12	1 Lap	49.31	1:31.90	3 52.82

#### AWARDS

Winner Dick Baddiley Trophy - 105 Roger Twelvetrees

2<sup>nd</sup> Place - 114 Andrew Howe-Davies

3<sup>rd</sup> Place - 117 Rob Hubbard

Winner Edwardian Racing Trophy – 45 Richard Scaldwell

Start Time : 14:41

Mallory Park 12 Aug 17 15:42

Clerk of Course:

Time Issued:

Chief Timekeeper:

THESE RESULTS ARE PROVISIONAL UNTIL THE CONCLUSION OF ANY JUDICIAL AND TECHNICAL MATTERS

Timing by HS Sports Ltd - Results and Lap Times at [www.theresultslive.co.uk/vintage-sports-car-club](http://www.theresultslive.co.uk/vintage-sports-car-club)



## HANDICAP RACE FOR EDWARDIAN CARS

### RESULT - RACE 5

PI	No	Cl	Name	Car	Laps	Time	Behind	MPH	Best Lap on	MPH
1	105		Roger TWELVETREES	Wolseley 16/20	8	10:10.28		55.68	1:23.65	2 58.03
2	114		Andrew HOWE-DAVIES	Scat Racer	8	11:01.59	51.31	61.49	1:16.46	8 63.49
3	117		Rob HUBBARD	Sunbeam 16/20	8	11:05.30	55.02	58.37	1:20.24	2 60.50
4	100		Tom WALKER	Hispano Suiza Alfonso 2St	8	11:06.85	56.57	55.54	1:23.79	4 57.93
5	93		Jack BOND	Vauxhall A/D Type	8	11:13.00	1:02.72	57.70	1:21.76	5 59.37
6	86		Hugh MACKINTOSH	Hudson Super Six Racer	8	11:13.86	1:03.58	61.27	1:15.86	4 63.99
7	85		Leslie MURRAY	De Dion Bouton/Curtis Ox	8	11:15.45	1:05.17	61.11	1:15.86	4 63.99
8	104		Ron BIRKETT	Dodge Hornsted	8	11:16.55	1:06.27	52.56	1:29.89	3 54.00
9	45		Richard SCALDWELL	De Dietrich 130 HP Course	8	11:20.32	1:10.04	67.18	1:09.03	4 70.32
10	115		John POLSON	Talbot 12 HP	8	11:20.78	1:10.50	59.67	1:18.62	8 61.74
11	121		Peter WILSON	Brasier Voiture De Course	7	10:16.38	1 Lap	56.50	1:23.50	3 58.13
12	60		Ben COLLINGS	Mercedes 60HP	7	10:16.96	1 Lap	64.51	1:13.29	8 66.23
13	116		Nicholas HILDYARD	Theophile Schneider Aero	7	10:34.74	1 Lap	56.19	1:24.41	3 57.51
14	118		David BIGGINS	Daimler Mercedes Rennwa	7	10:34.91	1 Lap	54.81	1:25.94	7 56.48
15	7		John BRYDON	CGV Sports	7	11:44.12	1 Lap	49.31	1:31.90	3 52.82
<b><u>Not-Classified</u></b>										
	103		Luke ROBERTS	Bianchi 28/40	6	8:09.07	DNF	55.92	1:23.67	2 58.02
<b><u>Fastest Lap</u></b>										
	45		Richard SCALDWELL	De Dietrich 130 HP Cou					1:09.03	4 70.32

Start Time : 14:41

Mallory Park

12 Aug 17 14:58

Clerk of Course:

Time Issued:

Chief Timekeeper:

THESE RESULTS ARE PROVISIONAL UNTIL THE CONCLUSION OF ANY JUDICIAL AND TECHNICAL MATTERS

Timing by HS Sports Ltd - Results and Lap Times at [www.theresultslive.co.uk/vintage-sports-car-club](http://www.theresultslive.co.uk/vintage-sports-car-club)

# RACE NUMBER 5: 8 LAPS

Drop Number	Grid Row	Cars are shown with their number of credit laps ie how many laps they will start with.			Secs
<b>5</b>	9	100 <input type="text" value="1"/>		103 <input type="text" value="1"/>	<b>0.55</b>
	8		85 <input type="text"/>	86 <input type="text"/>	
	7	104 <input type="text" value="1"/>		<input type="text"/>	
	6		115 <input type="text"/>	116 <input type="text"/>	
	5	45 <input type="text" value="-1"/>		114 <input type="text"/>	
	4		118 <input type="text"/>	121 <input type="text"/>	
	3	60 <input type="text" value="-1"/>		7 <input type="text"/>	
	2		117 <input type="text"/>	<input type="text"/>	
	1	105 <input type="text" value="1"/>		93 <input type="text"/>	

## Front Of Grid

Issue No **1**  
 Cars 100,103,104,105 will race for 7 Laps, 45,60 will race for 9 Laps

Signed \_\_\_\_\_ Handicapper

CoC

Issued at

**12 Aug 2017 12:42**

# HANDICAP RACE FOR EDWARDIAN CARS

## LAP TIMES - RACE 5

<b>7</b>	<b>John BRYDON</b>									
<b>Lap</b>	<b>1</b>	<b>2</b>	<b>3</b>	<b>4</b>	<b>5</b>	<b>6</b>	<b>7</b>	<b>8</b>	<b>9</b>	<b>10</b>
1	2:01.09	1:33.05	1:31.90	1:38.24	1:47.25	1:38.00	1:34.59			
<b>45</b>	<b>Richard SCALDWELL</b>									
<b>Lap</b>	<b>1</b>	<b>2</b>	<b>3</b>	<b>4</b>	<b>5</b>	<b>6</b>	<b>7</b>	<b>8</b>	<b>9</b>	<b>10</b>
1	1:10.42	1:12.29	1:09.03	1:10.73	1:09.42	1:13.52	1:11.03	1:10.62		
<b>60</b>	<b>Ben COLLINGS</b>									
<b>Lap</b>	<b>1</b>	<b>2</b>	<b>3</b>	<b>4</b>	<b>5</b>	<b>6</b>	<b>7</b>	<b>8</b>	<b>9</b>	<b>10</b>
1	1:14.97	1:14.66	1:14.66	1:13.97	1:14.03	1:16.42	1:13.29			
<b>85</b>	<b>Leslie MURRAY</b>									
<b>Lap</b>	<b>1</b>	<b>2</b>	<b>3</b>	<b>4</b>	<b>5</b>	<b>6</b>	<b>7</b>	<b>8</b>	<b>9</b>	<b>10</b>
1	2:14.11	1:20.20	1:18.36	1:15.86	1:17.35	1:16.70	1:16.27	1:16.60		
<b>86</b>	<b>Hugh MACKINTOSH</b>									
<b>Lap</b>	<b>1</b>	<b>2</b>	<b>3</b>	<b>4</b>	<b>5</b>	<b>6</b>	<b>7</b>	<b>8</b>	<b>9</b>	<b>10</b>
1	2:07.07	1:21.21	1:18.79	1:15.86	1:18.30	1:17.19	1:16.62	1:18.82		
<b>93</b>	<b>Jack BOND</b>									
<b>Lap</b>	<b>1</b>	<b>2</b>	<b>3</b>	<b>4</b>	<b>5</b>	<b>6</b>	<b>7</b>	<b>8</b>	<b>9</b>	<b>10</b>
1	1:33.66	1:23.38	1:22.75	1:22.29	1:21.76	1:22.02	1:23.08	1:24.06		
<b>100</b>	<b>Tom WALKER</b>									
<b>Lap</b>	<b>1</b>	<b>2</b>	<b>3</b>	<b>4</b>	<b>5</b>	<b>6</b>	<b>7</b>	<b>8</b>	<b>9</b>	<b>10</b>
1		2:34.28	1:24.66	1:24.33	1:23.79	1:24.58	1:29.92	1:25.29		
<b>103</b>	<b>Luke ROBERTS</b>									
<b>Lap</b>	<b>1</b>	<b>2</b>	<b>3</b>	<b>4</b>	<b>5</b>	<b>6</b>	<b>7</b>	<b>8</b>	<b>9</b>	<b>10</b>
1		2:33.72	1:23.67	1:23.76	1:23.78	1:24.14				
<b>104</b>	<b>Ron BIRKETT</b>									
<b>Lap</b>	<b>1</b>	<b>2</b>	<b>3</b>	<b>4</b>	<b>5</b>	<b>6</b>	<b>7</b>	<b>8</b>	<b>9</b>	<b>10</b>
1		2:14.03	1:30.75	1:29.89	1:30.78	1:30.59	1:30.37	1:30.14		
<b>105</b>	<b>Roger TWELVETREES</b>									
<b>Lap</b>	<b>1</b>	<b>2</b>	<b>3</b>	<b>4</b>	<b>5</b>	<b>6</b>	<b>7</b>	<b>8</b>	<b>9</b>	<b>10</b>
1		1:37.38	1:23.65	1:25.07	1:24.40	1:26.35	1:26.98	1:26.45		
<b>114</b>	<b>Andrew HOWE-DAVIES</b>									
<b>Lap</b>	<b>1</b>	<b>2</b>	<b>3</b>	<b>4</b>	<b>5</b>	<b>6</b>	<b>7</b>	<b>8</b>	<b>9</b>	<b>10</b>
1	1:57.62	1:20.94	1:17.51	1:19.20	1:16.68	1:16.57	1:16.61	1:16.46		
<b>115</b>	<b>John POLSON</b>									
<b>Lap</b>	<b>1</b>	<b>2</b>	<b>3</b>	<b>4</b>	<b>5</b>	<b>6</b>	<b>7</b>	<b>8</b>	<b>9</b>	<b>10</b>
1	2:03.19	1:20.59	1:19.98	1:19.55	1:18.68	1:20.00	1:20.17	1:18.62		
<b>116</b>	<b>Nicholas HILDYARD</b>									
<b>Lap</b>	<b>1</b>	<b>2</b>	<b>3</b>	<b>4</b>	<b>5</b>	<b>6</b>	<b>7</b>	<b>8</b>	<b>9</b>	<b>10</b>
1	2:03.45	1:24.56	1:24.41	1:25.34	1:25.46	1:26.28	1:25.24			

---

**117 Rob HUBBARD**

<b>Lap</b>	<b>1</b>	<b>2</b>	<b>3</b>	<b>4</b>	<b>5</b>	<b>6</b>	<b>7</b>	<b>8</b>	<b>9</b>	<b>10</b>
1	1:35.04	1:20.24	1:21.50	1:21.48	1:21.91	1:21.57	1:22.50	1:21.06		

---

**118 David BIGGINS**

<b>Lap</b>	<b>1</b>	<b>2</b>	<b>3</b>	<b>4</b>	<b>5</b>	<b>6</b>	<b>7</b>	<b>8</b>	<b>9</b>	<b>10</b>
1	1:56.34	1:26.46	1:26.09	1:26.05	1:26.64	1:27.39	1:25.94			

---

**121 Peter WILSON**

<b>Lap</b>	<b>1</b>	<b>2</b>	<b>3</b>	<b>4</b>	<b>5</b>	<b>6</b>	<b>7</b>	<b>8</b>	<b>9</b>	<b>10</b>
1	1:46.78	1:25.10	1:23.50	1:26.12	1:25.29	1:24.06	1:25.53			



# Lap Chart

## HANDICAP RACE FOR EDWARDIAN CARS - RACE 5

Lap 1		Lap 2		Lap 3		Lap 4		Lap 5		Lap 6		Lap 7		Lap 8		Lap 9		Lap 10	
No	Time	No	Time	No	Time	No	Time	No	Time	No	Time	No	Time	No	Time	No	Time	No	Time
93	1:33.66	105	1:37.38	105	3:01.03	105	4:26.10	105	5:50.50	105	7:16.85	105	8:43.83	105	10:10.28				
117	1:35.04	121	1:46.78 *1	45	3:03.68 *2	121	4:35.38 *1	114	5:55.27 *1	86	7:21.23 *1	121	8:50.85 *1	121	10:16.38 *1				
		118	1:56.34 *1	121	3:11.88 *1	114	4:36.07 *1	121	6:01.50 *1	115	7:21.99 *1	45	8:58.67 *1	60	10:16.96 *1				
		114	1:57.62 *1	114	3:18.56 *1	115	4:43.76 *1	86	6:02.93 *1	85	7:25.88 *1	60	9:03.67 *1	116	10:34.74 *1				
		7	2:01.09 *1	118	3:22.80 *1	86	4:47.07 *1	115	6:03.31 *1	121	7:26.79 *1	118	9:08.97 *1	118	10:34.91 *1				
		115	2:03.19 *1	115	3:23.78 *1	118	4:48.89 *1	85	6:08.53 *1	118	7:41.58 *1	116	9:09.50 *1	114	11:01.59				
		116	2:03.45 *1	116	3:28.01 *1	116	4:52.42 *1	118	6:14.94 *1	116	7:43.22 *1	100	9:41.56	117	11:05.30				
		86	2:07.07 *1	86	3:28.28 *1	85	4:52.67 *1	116	6:17.76 *1	45	7:45.15 *1	117	9:44.24	100	11:06.85				
		104	2:14.03	7	3:34.14 *1	7	5:06.04 *1	60	6:33.22 *1	60	7:47.25 *1	114	9:45.13	93	11:13.00				
		85	2:14.11 *1	85	3:34.31 *1	104	5:14.67	45	6:35.73 *1	103	8:09.07	104	9:46.41	86	11:13.86				
		103	2:33.72	104	3:44.78	60	5:19.25 *1	7	6:44.28 *1	100	8:11.64	93	9:48.94	85	11:15.45				
		100	2:34.28	103	3:57.39	103	5:21.15	103	6:44.93	104	8:16.04	86	9:55.04	104	11:16.55				
		60	2:49.93 *1	100	3:58.94	100	5:23.27	104	6:45.45	117	8:21.74	85	9:58.85	45	11:20.32				
		117	2:55.28	60	4:04.59 *1	45	5:25.00 *1	100	6:47.06	93	8:25.86	115	10:02.16	115	11:20.78				
		93	2:57.04	45	4:15.97 *1	117	5:38.26	117	7:00.17	114	8:28.52	7	10:09.53 *1	7	11:44.12 *1				
				117	4:16.78	93	5:42.08	93	7:03.84	7	8:31.53 *1	45	10:09.70						
				93	4:19.79			114	7:11.95	86	8:38.42								
										115	8:41.99								
										85	8:42.58								



## The Vintage Sports-Car Club

### SCRATCH RACE FOR PRE-WAR CARS (VSCC SET 5)

#### RESULT - RACE 6

Pl	No	Cl	Name	Car	Lap	Time	Behind	MPH	Best Lap on	MPH	Handica
1	34		Julian GRIMWADE	Frazer Nash Single Seat	12	12:14.22		79.34	59.82	2	81.15
2	11		Rodney SEBER	Wolseley Hornet Special	12	12:17.03	2.81	79.03	1:00.37	11	80.41
3	27		Harry PAINTER	MG PA 2Str	12	12:40.59	26.37	76.59	1:02.17	8	78.08
4	23		Mike PAINTER	MG Kayne	12	12:43.40	29.18	76.30	1:01.87	11	78.46 20.96 *
5	40		Robert MIDDLETON	Aston Martin Speed 'Red	11	12:20.11	1 Lap	72.15	1:04.34	3	75.45 32.37
6	28		David LEWIS	Alvis Firebird/Speed 25	11	12:40.40	1 Lap	70.22	1:03.36	4	76.61 63.44
7	112		David OZANNE	Aston Martin Speed Ulster	11	13:00.73	1 Lap	68.39	1:08.71	2	70.65 24.92
8	43		Rupert MANN	Riley Special	10	12:20.22	2 Laps	65.58	1:11.07	2	68.30 29.52
9	68		Andrew CROYS DILL	Riley 12/4	10	12:43.16	2 Laps	63.61	1:13.91	9	65.68 24.06

#### AWARDS

Winner & 1<sup>st</sup> Class D - 34 Julian Grimwade

2<sup>nd</sup> Place & 1<sup>st</sup> Class B - 11 Rodney Seber

3<sup>rd</sup> Place & 1<sup>st</sup> Class A - 27 Harry Painter

1<sup>st</sup> Class C 43 Rupert Mann

1<sup>st</sup> on Handicap – 23 Mike Painter

Start Time : 15:00

Mallory Park 12 Aug 17 15:43

Clerk of Course:

Time Issued:

Chief Timekeeper:

THESE RESULTS ARE PROVISIONAL UNTIL THE CONCLUSION OF ANY JUDICIAL AND TECHNICAL MATTERS

Timing by HS Sports Ltd - Results and Lap Times at [www.theresultslive.co.uk/vintage-sports-car-club](http://www.theresultslive.co.uk/vintage-sports-car-club)



## SCRATCH RACE FOR PRE-WAR CARS (VSCC SET 5)

### RESULT - RACE 6

PI	No	CI	Name	Car	Laps	Time	Behind	MPH	Best Lap on	MPH Handicap
1	34		Julian GRIMWADE	Frazer Nash Single Seat	12	12:14.22		79.34	59.82	2 81.15
2	11		Rodney SEBER	Wolseley Hornet Special	12	12:17.03	2.81	79.03	1:00.37	11 80.41
3	27		Harry PAINTER	MG PA 2Str	12	12:40.59	26.37	76.59	1:02.17	8 78.08
4	23		Mike PAINTER	MG Kayne	12	12:43.40	29.18	76.30	1:01.87	11 78.46 20.96 *
5	40		Robert MIDDLETON	Aston Martin Speed 'Red	11	12:20.11	1 Lap	72.15	1:04.34	3 75.45 32.37
6	28		David LEWIS	Alvis Firebird/Speed 25	11	12:40.40	1 Lap	70.22	1:03.36	4 76.61 63.44
7	112		David OZANNE	Aston Martin Speed Ulster	11	13:00.73	1 Lap	68.39	1:08.71	2 70.65 24.92
8	43		Rupert MANN	Riley Special	10	12:20.22	2 Laps	65.58	1:11.07	2 68.30 29.52
9	68		Andrew CROYSBILL	Riley 12/4	10	12:43.16	2 Laps	63.61	1:13.91	9 65.68 24.06
<b>Not-Classified</b>										
	120		Christian PEDERSEN	Austin 7 Special	10	10:32.86	DNF	76.70	1:01.21	3 79.30
	39		Jeffrey EDWARDS	Alvis Sports Special	10	12:11.48	DNF	66.36	1:05.79	7 73.78
<b>Fastest Lap</b>										
	34		Julian GRIMWADE	Frazer Nash Single Seat					59.82	2 81.15

Start Time : 15:00

Mallory Park

12 Aug 17 15:20

Clerk of Course:

Time Issued:


Chief Timekeeper:

THESE RESULTS ARE PROVISIONAL UNTIL THE CONCLUSION OF ANY JUDICIAL AND TECHNICAL MATTERS

Timing by HS Sports Ltd - Results and Lap Times at [www.theresultslive.co.uk/vintage-sports-car-club](http://www.theresultslive.co.uk/vintage-sports-car-club)




# RACE GRID



## SCRATCH RACE FOR PRE-WAR CARS (VSCC SET 5)

### RACE 6

ROW 8			
ROW 7	<b>68</b> 01:13.630 Andrew CROYSDILL	<b>92</b> 01:25.250 Richard ILIFFE	
ROW 6	<b>112</b> 01:10.680 David OZANNE	<b>43</b> 01:12.380 Rupert MANN	
ROW 5	<b>39</b> 01:09.670 Jeffrey EDWARDS	<b>64</b> 01:10.010 Paul WESTON	
ROW 4	<b>28</b> 01:05.360 David LEWIS	<b>40</b> 01:06.520 Robert MIDDLETON	
ROW 3	<b>11</b> 01:02.970 Rodney SEBER	<b>23</b> 01:03.080 Mike PAINTER	
ROW 2	<b>3</b> 01:02.730 Tony LEES	<b>27</b> 01:02.730 Harry PAINTER	
ROW 1	<b>34</b> 00:59.900 Julian GRIMWADE	<b>120</b> 01:02.510 Christian PEDERSEN	
<b>POLE</b>			
			

# SCRATCH RACE FOR PRE-WAR CARS (VSCC SET 5)

## LAP TIMES - RACE 6

---

**11 Rodney SEBER**

Lap	1	2	3	4	5	6	7	8	9	10
1	1:08.86	1:00.48	1:00.56	1:00.42	1:00.38	1:01.04	1:00.59	1:01.29	1:01.60	1:00.46
11	1:00.37	1:00.98								

---

**23 Mike PAINTER**

Lap	1	2	3	4	5	6	7	8	9	10
1	1:11.87	1:04.23	1:03.89	1:03.14	1:02.97	1:02.97	1:02.51	1:02.81	1:02.61	1:02.39
11	1:01.87	1:02.14								

---

**27 Harry PAINTER**

Lap	1	2	3	4	5	6	7	8	9	10
1	1:11.56	1:03.05	1:02.79	1:02.60	1:02.48	1:02.41	1:03.23	1:02.17	1:02.31	1:02.52
11	1:02.56	1:02.91								

---

**28 David LEWIS**

Lap	1	2	3	4	5	6	7	8	9	10
1	1:12.47	1:03.91	1:04.06	1:03.36	1:23.51	1:04.23	1:05.47	1:18.47	1:09.43	1:07.29
11	1:08.20									

---

**34 Julian GRIMWADE**

Lap	1	2	3	4	5	6	7	8	9	10
1	1:06.56	59.82	1:00.43	1:01.36	1:01.31	1:01.11	1:00.08	1:00.34	1:01.79	1:01.14
11	1:00.02	1:00.26								

---

**39 Jeffrey EDWARDS**

Lap	1	2	3	4	5	6	7	8	9	10
1	1:15.66	1:06.00	1:05.88	1:07.48	1:08.29	1:07.07	1:05.79	1:48.87	1:17.16	1:09.28

---

**40 Robert MIDDLETON**

Lap	1	2	3	4	5	6	7	8	9	10
1	1:13.41	1:04.68	1:04.34	1:05.11	1:07.38	1:06.67	1:06.47	1:06.70	1:06.56	1:07.64
11	1:11.15									

---

**43 Rupert MANN**

Lap	1	2	3	4	5	6	7	8	9	10
1	1:19.41	1:11.07	1:20.91	1:14.28	1:12.67	1:13.66	1:11.56	1:12.78	1:11.96	1:11.92

---

**68 Andrew CROYSBILL**

Lap	1	2	3	4	5	6	7	8	9	10
1	1:24.88	1:15.60	1:16.80	1:15.74	1:16.00	1:15.62	1:15.81	1:14.08	1:13.91	1:14.72

---

**112 David OZANNE**

Lap	1	2	3	4	5	6	7	8	9	10
1	1:17.47	1:08.71	1:09.51	1:10.10	1:12.77	1:11.48	1:10.97	1:10.84	1:09.72	1:09.57
11	1:09.59									

---

**120 Christian PEDERSEN**

Lap	1	2	3	4	5	6	7	8	9	10
1	1:09.17	1:01.44	1:01.21	1:02.09	1:03.45	1:02.74	1:03.39	1:01.25	1:04.40	1:03.72

# Lap Chart

## SCRATCH RACE FOR PRE-WAR CARS (VSCC SET 5) - RACE 6

Lap 1		Lap 2		Lap 3		Lap 4		Lap 5		Lap 6		Lap 7		Lap 8		Lap 9		Lap 10	
No	Time	No	Time	No	Time	No	Time	No	Time	No	Time	No	Time	No	Time	No	Time	No	Time
34	1:06.56	34	2:06.38	34	3:06.81	34	4:08.17	34	5:09.48	34	6:10.59	34	7:10.67	34	8:11.01	34	9:12.80	34	10:13.94
11	1:08.86	11	2:09.34	11	3:09.90	11	4:10.32	11	5:10.70	11	6:11.74	11	7:12.33	11	8:13.62	11	9:15.22	68	10:14.53 *2
120	1:09.17	120	2:10.61	120	3:11.82	120	4:13.91	68	5:13.02 *1	43	6:18.34 *1	120	7:23.49	112	8:21.01 *1	28	9:15.48 *1	11	10:15.68
27	1:11.56	27	2:14.61	27	3:17.40	27	4:20.00	120	5:17.36	120	6:20.10	27	7:28.12	120	8:24.74	120	9:29.14	28	10:24.91 *1
23	1:11.87	23	2:16.10	23	3:19.99	23	4:23.13	27	5:22.48	27	6:24.89	23	7:31.58	27	8:30.29	112	9:31.85 *1	120	10:32.86
28	1:12.47	28	2:16.38	28	3:20.44	28	4:23.80	23	5:26.10	68	6:29.02 *1	43	7:32.00 *1	23	8:34.39	27	9:32.60	27	10:35.12
40	1:13.41	40	2:18.09	40	3:22.43	40	4:27.54	40	5:34.92	23	6:29.07	68	7:44.64 *1	43	8:43.56 *1	23	9:37.00	23	10:39.39
39	1:15.66	39	2:21.66	39	3:27.54	39	4:35.02	39	5:43.31	40	6:41.59	40	7:48.06	40	8:54.76	39	9:45.04 *1	112	10:41.57 *1
112	1:17.47	112	2:26.18	112	3:35.69	112	4:45.79	28	5:47.31	39	6:50.38	39	7:56.17	68	9:00.45 *1	43	9:56.34 *1	39	11:02.20 *1
43	1:19.41	43	2:30.48	43	3:51.39	43	5:05.67	112	5:58.56	28	6:51.54	28	7:57.01			40	10:01.32	43	11:08.30 *1
68	1:24.88	68	2:40.48	68	3:57.28					112	7:10.04							40	11:08.96

# Lap Chart

## SCRATCH RACE FOR PRE-WAR CARS (VSCC SET 5) - RACE 6

Lap 11		Lap 12		Lap 13		Lap 14		Lap 15		Lap 16		Lap 17		Lap 18		Lap 19		Lap 20	
No	Time	No	Time	No	Time	No	Time	No	Time	No	Time	No	Time	No	Time	No	Time	No	Time
34	11:13.96	34	12:14.22																
11	11:16.05	11	12:17.03																
68	11:28.44 *2	40	12:20.11 *1																
28	11:32.20 *1	43	12:20.22 *2																
27	11:37.68	28	12:40.40 *1																
23	11:41.26	27	12:40.59																
112	11:51.14 *1	68	12:43.16 *2																
39	12:11.48 *1	23	12:43.40																
		112	13:00.73 *1																



## The Vintage Sports-Car Club

### FJHRA/HSCC SILVERLINE HISTORIC FORMULA JUNIOR

#### RESULT - RACE 7

PI	No	CI	Name	Car	Lap	Time	Behind	MPH	Best Lap on	MPH
1	9		Peter DE LA ROCHE	Lola Mk 2	16	14:59.94		86.30	54.94	4 88.36
2	15		Ian PHILLIPS	BMC Mk 1	16	15:18.76	18.82	84.54	56.51	2 85.90
3	38		Mike FOWLER	Gemini Mk II	16	15:25.13	25.19	83.95	56.48	2 85.95
4	22		Robin LACKFORD	Elva 100	16	15:43.56	43.62	82.31	58.22	9 83.38
5	90		Mark HAYNES	Nota FJ	16	15:58.26	58.32	81.05	58.83	7 82.51
6	31		Hans CIERS	Mallock Mk 3	14	15:13.64	2 Laps	74.38	1:02.58	14 77.57
7	66		Tony PEARSON	Bandini FJ	14	15:14.50	2 Laps	74.31	1:02.28	13 77.94

#### AWARDS

Winner John Taylor Memorial Trophy - 9 Peter De La Roche

2<sup>nd</sup> Place - 15 Ian Phillips

3<sup>rd</sup> Place - 38 Mike Fowler

1<sup>st</sup> Class A - 66 Tony Pearson

1<sup>st</sup> Class B2 - 9 Peter De La Roche

1<sup>st</sup> Class H – 31 Hans Ciers

Start Time : 15:34

Mallory Park 12 Aug 17 16:11

Clerk of Course:

Time Issued:

Chief Timekeeper:

THESE RESULTS ARE PROVISIONAL UNTIL THE CONCLUSION OF ANY JUDICIAL AND TECHNICAL MATTERS

Timing by HS Sports Ltd - Results and Lap Times at [www.theresultslive.co.uk/vintage-sports-car-club](http://www.theresultslive.co.uk/vintage-sports-car-club)





## FJHRA/HSCC SILVERLINE HISTORIC FORMULA JUNIOR

### RESULT - RACE 7

PI	No	CI	Name	Car	Laps	Time	Behind	MPH	Best Lap on	MPH
1	9		Peter DE LA ROCHE	Lola Mk 2	16	14:59.94		86.30	4	88.36
2	15		Ian PHILLIPS	BMC Mk 1	16	15:18.76	18.82	84.54	2	85.90
3	38		Mike FOWLER	Gemini Mk II	16	15:25.13	25.19	83.95	2	85.95
4	22		Robin LACKFORD	Elva 100	16	15:43.56	43.62	82.31	9	83.38
5	90		Mark HAYNES	Nota FJ	16	15:58.26	58.32	81.05	7	82.51
6	31		Hans CIERS	Mallock Mk 3	14	15:13.64	2 Laps	74.38	14	77.57
7	66		Tony PEARSON	Bandini FJ	14	15:14.50	2 Laps	74.31	13	77.94
<b><u>Not-Classified</u></b>										
	4		Graham BARRON	Gemini MK II	2	2:11.27	DNF	73.96	2	76.84
	119		Anthony SMITH	Elva 100	1	1:05.41	DNF	74.21	0	0.00
<b><u>Fastest Lap</u></b>										
	9		Peter DE LA ROCHE	Lola Mk 2					4	88.36

Start Time : 15:34

Mallory Park

12 Aug 17 15:52


Clerk of Course:

Time Issued:


Chief Timekeeper:

THESE RESULTS ARE PROVISIONAL UNTIL THE CONCLUSION OF ANY JUDICIAL AND TECHNICAL MATTERS

Timing by HS Sports Ltd - Results and Lap Times at [www.theresultslive.co.uk/vintage-sports-car-club](http://www.theresultslive.co.uk/vintage-sports-car-club)




# RACE GRID



## FJHRA/HSCC SILVERLINE HISTORIC FORMULA JUNIOR

### RACE 7

ROW 6		<b>4</b> 01:11.570 Graham BARRON		
ROW 5	<b>31</b> 01:03.080 Hans CIERS		<b>66</b> 01:03.300 Tony PEARSON	
ROW 4		<b>90</b> 01:00.000 Mark HAYNES		<b>13</b> 01:02.400 John ARNOLD
ROW 3	<b>119</b> 00:57.790 Anthony SMITH		<b>22</b> 00:58.580 Robin LACKFORD	
ROW 2		<b>38</b> 00:57.430 Mike FOWLER		<b>15</b> 00:57.520 Ian PHILLIPS
ROW 1	<b>9</b> 00:55.340 Peter DE LA ROCHE		<b>29</b> 00:56.070 William GRIMSHAW	
<b>POLE</b>				



# FJHRA/HSCC SILVERLINE HISTORIC FORMULA JUNIOR

## LAP TIMES - RACE 7

---

<b>4</b>	<b>Graham BARRON</b>									
<b>Lap</b>	<b>1</b>	<b>2</b>	<b>3</b>	<b>4</b>	<b>5</b>	<b>6</b>	<b>7</b>	<b>8</b>	<b>9</b>	<b>10</b>
1	1:08.10	1:03.17								

---

<b>9</b>	<b>Peter DE LA ROCHE</b>									
<b>Lap</b>	<b>1</b>	<b>2</b>	<b>3</b>	<b>4</b>	<b>5</b>	<b>6</b>	<b>7</b>	<b>8</b>	<b>9</b>	<b>10</b>
1	1:00.24	55.45	55.53	54.94	55.13	54.98	55.58	55.30	56.02	56.13
11	57.23	56.69	57.02	57.34	56.26	56.10				

---

<b>15</b>	<b>Ian PHILLIPS</b>									
<b>Lap</b>	<b>1</b>	<b>2</b>	<b>3</b>	<b>4</b>	<b>5</b>	<b>6</b>	<b>7</b>	<b>8</b>	<b>9</b>	<b>10</b>
1	1:01.41	56.51	57.60	57.52	56.84	56.54	56.70	57.54	57.88	56.75
11	57.31	57.77	57.30	56.90	56.99	57.20				

---

<b>22</b>	<b>Robin LACKFORD</b>									
<b>Lap</b>	<b>1</b>	<b>2</b>	<b>3</b>	<b>4</b>	<b>5</b>	<b>6</b>	<b>7</b>	<b>8</b>	<b>9</b>	<b>10</b>
1	1:04.30	58.32	58.83	58.50	59.18	58.67	58.40	58.63	58.22	58.52
11	58.94	58.46	58.54	59.07	58.61	58.37				

---

<b>31</b>	<b>Hans CIERS</b>									
<b>Lap</b>	<b>1</b>	<b>2</b>	<b>3</b>	<b>4</b>	<b>5</b>	<b>6</b>	<b>7</b>	<b>8</b>	<b>9</b>	<b>10</b>
1	1:12.23	1:04.79	1:06.01	1:04.81	1:04.71	1:04.33	1:05.07	1:04.46	1:04.75	1:06.43
11	1:06.35	1:03.75	1:03.37	1:02.58						

---

<b>38</b>	<b>Mike FOWLER</b>									
<b>Lap</b>	<b>1</b>	<b>2</b>	<b>3</b>	<b>4</b>	<b>5</b>	<b>6</b>	<b>7</b>	<b>8</b>	<b>9</b>	<b>10</b>
1	1:02.24	56.48	57.72	57.04	57.21	56.58	56.60	57.60	57.90	57.69
11	57.59	57.40	57.77	58.27	58.49	58.55				

---

<b>66</b>	<b>Tony PEARSON</b>									
<b>Lap</b>	<b>1</b>	<b>2</b>	<b>3</b>	<b>4</b>	<b>5</b>	<b>6</b>	<b>7</b>	<b>8</b>	<b>9</b>	<b>10</b>
1	1:10.94	1:04.03	1:04.30	1:03.64	1:03.74	1:05.79	1:05.85	1:06.28	1:06.79	1:06.59
11	1:06.16	1:05.33	1:02.28	1:02.78						

---

<b>90</b>	<b>Mark HAYNES</b>									
<b>Lap</b>	<b>1</b>	<b>2</b>	<b>3</b>	<b>4</b>	<b>5</b>	<b>6</b>	<b>7</b>	<b>8</b>	<b>9</b>	<b>10</b>
1	1:06.23	59.71	59.88	59.60	59.30	59.98	58.83	59.52	59.17	59.66
11	59.37	59.85	59.50	59.50	59.26	58.90				

---

<b>119</b>	<b>Anthony SMITH</b>									
<b>Lap</b>	<b>1</b>	<b>2</b>	<b>3</b>	<b>4</b>	<b>5</b>	<b>6</b>	<b>7</b>	<b>8</b>	<b>9</b>	<b>10</b>
1	1:05.41									

---

# Lap Chart

## FJHRA/HSCC SILVERLINE HISTORIC FORMULA JUNIOR - RACE 7

Lap 1		Lap 2		Lap 3		Lap 4		Lap 5		Lap 6		Lap 7		Lap 8		Lap 9		Lap 10	
No	Time	No	Time	No	Time	No	Time	No	Time	No	Time	No	Time	No	Time	No	Time	No	Time
9	1:00.24	9	1:55.69	9	2:51.22	9	3:46.16	9	4:41.29	9	5:36.27	9	6:31.85	9	7:27.15	9	8:23.17	9	9:19.30
15	1:01.41	15	1:57.92	15	2:55.52	15	3:53.04	15	4:49.88	15	5:46.42	66	6:32.44 *1	66	7:38.29 *1	15	8:38.54	15	9:35.29
38	1:02.24	38	1:58.72	38	2:56.44	38	3:53.48	38	4:50.69	38	5:47.27	31	6:36.88 *1	15	7:40.66	38	8:39.37	38	9:37.06
22	1:04.30	22	2:02.62	22	3:01.45	22	3:59.95	22	4:59.13	22	5:57.80	15	6:43.12	38	7:41.47	66	8:44.57 *1	31	9:51.16 *1
119	1:05.41	90	2:05.94	90	3:05.82	90	4:05.42	90	5:04.72	90	6:04.70	38	6:43.87	31	7:41.95 *1	31	8:46.41 *1	66	9:51.36 *1
90	1:06.23	4	2:11.27	66	3:19.27	66	4:22.91	66	5:26.65	22	6:56.20	22	7:54.83	22	8:53.05	22	8:53.05	22	9:51.57
4	1:08.10	66	2:14.97	31	3:23.03	31	4:27.84	31	5:32.55	90	7:03.53	90	8:03.05	90	9:02.22	90	9:02.22	90	10:01.88
66	1:10.94	31	2:17.02																
31	1:12.23																		

# Lap Chart

## FJHRA/HSCC SILVERLINE HISTORIC FORMULA JUNIOR - RACE 7

Lap 11		Lap 12		Lap 13		Lap 14		Lap 15		Lap 16		Lap 17		Lap 18		Lap 19		Lap 20	
No	Time	No	Time	No	Time	No	Time	No	Time	No	Time	No	Time	No	Time	No	Time	No	Time
9	10:16.53	9	11:13.22	9	12:10.24	9	13:07.58	9	14:03.84	9	14:59.94								
15	10:32.60	15	11:30.37	15	12:27.67	31	13:07.69 *2	31	14:11.06 *2	31	15:13.64 *2								
38	10:34.65	38	11:32.05	38	12:29.82	66	13:09.44 *2	66	14:11.72 *2	66	15:14.50 *2								
22	10:50.51	22	11:48.97	22	12:47.51	15	13:24.57	15	14:21.56	15	15:18.76								
31	10:57.59 *1	90	12:01.10	90	13:00.60	38	13:28.09	38	14:26.58	38	15:25.13								
66	10:57.95 *1	31	12:03.94 *1			22	13:46.58	22	14:45.19	22	15:43.56								
90	11:01.25	66	12:04.11 *1			90	14:00.10	90	14:59.36	90	15:58.26								



## The Vintage Sports-Car Club

### HANDICAP RACE FOR PRE-WAR CARS (VSCC SET 6)

#### RESULT - RACE 8

PI	No	CI	Name	Car	Lap	Time	Behind	MPH	Best Lap on	MPH
1	32		Richard ILIFFE	Riley Elf	6	6:48.47		74.97	1:01.50	6 78.93
2	34		Julian GRIMWADE	Frazer Nash Single Seat	6	6:51.78	3.31	78.34	57.87	6 83.88
3	111		Tony SEBER	Wolseley Hornet Special	6	6:54.84	6.37	75.68	1:00.96	2 79.63
4	30		Michael JAMES	Riley 12/4 TT Sprite Rep	6	6:59.92	11.45	74.70	1:01.31	2 79.18
5	6		Dougal CAWLEY	GN/Ford Piglet	6	6:59.99	11.52	76.65	59.37	6 81.76
6	83		Malcolm HILLS	Austin 7 Single Seat Racer	6	7:07.88	19.41	61.00	1:14.53	5 65.13
7	87		Tim WADSWORTH	Lagonda 2 Ltr L/C Tourer	6	7:11.38	22.91	59.00	1:18.40	5 61.92
8	80		Terry McGRATH	Amilcar CGSs	6	7:11.86	23.39	60.40	1:16.60	4 63.37
9	52		Anthony FENWICK-WILSON	Railton LS Tourer	6	7:13.88	25.41	67.13	1:10.54	6 68.82
10	59		Douglas MARTIN	Hillegass Sprint Car	6	7:14.59	26.12	67.02	1:09.82	5 69.53
11	58		Michael NEW	Riley 12/4	6	7:15.93	27.46	66.81	1:09.72	6 69.62
12	35		Ross KEELING	Delahaye 135Ms	6	7:17.85	29.38	67.29	1:07.62	2 71.79
13	54		James WHITMORE	Riley 12/4 Special	6	7:20.37	31.90	66.90	1:09.14	6 70.21
14	40		Robert MIDDLETON	Aston Martin Speed 'Red	6	7:21.96	33.49	66.65	1:07.89	2 71.50
15	44		Alexander HEWITSON	Riley 12/4 Special	6	7:23.35	34.88	66.44	1:06.86	4 72.60
16	194		James RICKETTS	Austin 7 Monoposto	6	7:27.26	38.79	65.12	1:11.82	3 67.59
17	75		Leonard LORD	Riley Falcon	6	7:28.84	40.37	59.37	1:17.57	4 62.58
18	65		Norman PEMBERTON	Talbot 95/105	6	7:44.78	56.31	62.67	1:14.63	4 65.04
19	67		David ASPLIN	Austin 7 Ulster Replica	6	7:54.23	1:05.76	54.64	1:25.55	4 56.74

#### AWARDS

1<sup>st</sup> Place - 32 Richard Iliffe

2<sup>nd</sup> Place - 34 Julian Grimwade

3<sup>rd</sup> Place - 111 Tony Seber

4<sup>th</sup> Place - 30 Michael James

Start Time : 15:58

Mallory Park

12 Aug 17 16:11

Clerk of Course:

Time Issued:

Chief Timekeeper:

THESE RESULTS ARE PROVISIONAL UNTIL THE CONCLUSION OF ANY JUDICIAL AND TECHNICAL MATTERS

Timing by HS Sports Ltd - Results and Lap Times at [www.theresultslive.co.uk/vintage-sports-car-club](http://www.theresultslive.co.uk/vintage-sports-car-club)



## HANDICAP RACE FOR PRE-WAR CARS (VSCC SET 6)

### RESULT - RACE 8

PI	No	Cl	Name	Car	Laps	Time	Behind	MPH	Best Lap on	MPH
1	32		Richard ILIFFE	Riley Elf	6	6:48.47		74.97	1:01.50	6 78.93
2	34		Julian GRIMWADE	Frazer Nash Single Seat	6	6:51.78	3.31	78.34	57.87	6 83.88
3	111		Tony SEBER	Wolseley Hornet Special	6	6:54.84	6.37	75.68	1:00.96	2 79.63
4	30		Michael JAMES	Riley 12/4 TT Sprite Rep	6	6:59.92	11.45	74.70	1:01.31	2 79.18
5	6		Dougal CAWLEY	GN/Ford Piglet	6	6:59.99	11.52	76.65	59.37	6 81.76
6	83		Malcolm HILLS	Austin 7 Single Seat Racer	6	7:07.88	19.41	61.00	1:14.53	5 65.13
7	87		Tim WADSWORTH	Lagonda 2 Ltr L/C Tourer	6	7:11.38	22.91	59.00	1:18.40	5 61.92
8	80		Terry McGRATH	Amilcar CGSs	6	7:11.86	23.39	60.40	1:16.60	4 63.37
9	52		Anthony FENWICK-WILSON	Railton LS Tourer	6	7:13.88	25.41	67.13	1:10.54	6 68.82
10	59		Douglas MARTIN	Hillegass Sprint Car	6	7:14.59	26.12	67.02	1:09.82	5 69.53
11	58		Michael NEW	Riley 12/4	6	7:15.93	27.46	66.81	1:09.72	6 69.62
12	35		Ross KEELING	Delahaye 135Ms	6	7:17.85	29.38	67.29	1:07.62	2 71.79
13	54		James WHITMORE	Riley 12/4 Special	6	7:20.37	31.90	66.90	1:09.14	6 70.21
14	40		Robert MIDDLETON	Aston Martin Speed 'Red	6	7:21.96	33.49	66.65	1:07.89	2 71.50
15	44		Alexander HEWITSON	Riley 12/4 Special	6	7:23.35	34.88	66.44	1:06.86	4 72.60
16	194		James RICKETTS	Austin 7 Monoposto	6	7:27.26	38.79	65.12	1:11.82	3 67.59
17	75		Leonard LORD	Riley Falcon	6	7:28.84	40.37	59.37	1:17.57	4 62.58
18	65		Norman PEMBERTON	Talbot 95/105	6	7:44.78	56.31	62.67	1:14.63	4 65.04
19	67		David ASPLIN	Austin 7 Ulster Replica	6	7:54.23	1:05.76	54.64	1:25.55	4 56.74

#### Fastest Lap

34	Julian GRIMWADE	Frazer Nash Single Seat	57.87	6	83.88
----	-----------------	-------------------------	-------	---	-------

Start Time : 15:58

Mallory Park

12 Aug 17 16:07

Clerk of Course:

Time Issued:

Chief Timekeeper:

THESE RESULTS ARE PROVISIONAL UNTIL THE CONCLUSION OF ANY JUDICIAL AND TECHNICAL MATTERS

Timing by HS Sports Ltd - Results and Lap Times at [www.theresultslive.co.uk/vintage-sports-car-club](http://www.theresultslive.co.uk/vintage-sports-car-club)

# RACE NUMBER 8: 6 LAPS

Drop Number	Grid Row	Cars are shown with their number of credit laps ie how many laps they will start with.				Secs
<b>5</b>	13	75 <input type="checkbox"/>				<b>0.40</b>
	12		6 <input type="checkbox"/>		34 <input type="checkbox"/>	
	11	83 <input type="checkbox"/>				
	10		67 <input type="checkbox"/>	R3	80 <input type="checkbox"/>	
	9	30 <input type="checkbox"/>		111 <input type="checkbox"/>		
<b>3</b>	8		87 <input type="checkbox"/>			<b>0.20</b>
	7	32 <input type="checkbox"/>		89 <input type="checkbox"/>		
	6		40 <input type="checkbox"/>		35 <input type="checkbox"/>	
<b>2</b>	5	54 <input type="checkbox"/>		39 <input type="checkbox"/>	R2	<b>0.05</b>
	4		31 <input type="checkbox"/>		44 <input type="checkbox"/>	
	3	65 <input type="checkbox"/>		194 <input type="checkbox"/>		
	2		58 <input type="checkbox"/>	R1	59 <input type="checkbox"/>	
<b>1</b>	1	50 <input type="checkbox"/>		52 <input type="checkbox"/>		<b>0.00</b>

## Front Of Grid

Issue No **1**  
 Cars 67,75,80,83,87,89 will race for 5 laps

Signed \_\_\_\_\_ Handicapper

CoC

Issued at

12 Aug 2017 12:44



# HANDICAP RACE FOR PRE-WAR CARS (VSCC SET 6)

## LAP TIMES - RACE 8

<b>6</b>	<b>Dougal CAWLEY</b>										
<b>Lap</b>	<b>1</b>	<b>2</b>	<b>3</b>	<b>4</b>	<b>5</b>	<b>6</b>	<b>7</b>	<b>8</b>	<b>9</b>	<b>10</b>	
1	1:54.31	1:01.11	1:00.76	1:02.17	1:02.27	59.37					
<b>30</b>	<b>Michael JAMES</b>										
<b>Lap</b>	<b>1</b>	<b>2</b>	<b>3</b>	<b>4</b>	<b>5</b>	<b>6</b>	<b>7</b>	<b>8</b>	<b>9</b>	<b>10</b>	
1	1:45.99	1:01.31	1:03.42	1:04.79	1:02.85	1:01.56					
<b>32</b>	<b>Richard ILIFFE</b>										
<b>Lap</b>	<b>1</b>	<b>2</b>	<b>3</b>	<b>4</b>	<b>5</b>	<b>6</b>	<b>7</b>	<b>8</b>	<b>9</b>	<b>10</b>	
1	1:35.75	1:03.43	1:03.80	1:02.30	1:01.69	1:01.50					
<b>34</b>	<b>Julian GRIMWADE</b>										
<b>Lap</b>	<b>1</b>	<b>2</b>	<b>3</b>	<b>4</b>	<b>5</b>	<b>6</b>	<b>7</b>	<b>8</b>	<b>9</b>	<b>10</b>	
1	1:52.42	58.48	1:00.45	1:03.40	59.16	57.87					
<b>35</b>	<b>Ross KEELING</b>										
<b>Lap</b>	<b>1</b>	<b>2</b>	<b>3</b>	<b>4</b>	<b>5</b>	<b>6</b>	<b>7</b>	<b>8</b>	<b>9</b>	<b>10</b>	
1	1:32.36	1:07.62	1:10.04	1:10.14	1:09.59	1:08.10					
<b>40</b>	<b>Robert MIDDLETON</b>										
<b>Lap</b>	<b>1</b>	<b>2</b>	<b>3</b>	<b>4</b>	<b>5</b>	<b>6</b>	<b>7</b>	<b>8</b>	<b>9</b>	<b>10</b>	
1	1:33.14	1:07.89	1:09.44	1:10.11	1:11.67	1:09.71					
<b>44</b>	<b>Alexander HEWITSON</b>										
<b>Lap</b>	<b>1</b>	<b>2</b>	<b>3</b>	<b>4</b>	<b>5</b>	<b>6</b>	<b>7</b>	<b>8</b>	<b>9</b>	<b>10</b>	
1	1:30.96	1:09.59	1:15.69	1:06.86	1:10.15	1:10.10					
<b>52</b>	<b>Anthony FENWICK-WILSON</b>										
<b>Lap</b>	<b>1</b>	<b>2</b>	<b>3</b>	<b>4</b>	<b>5</b>	<b>6</b>	<b>7</b>	<b>8</b>	<b>9</b>	<b>10</b>	
1	1:18.59	1:11.43	1:11.67	1:10.67	1:10.98	1:10.54					
<b>54</b>	<b>James WHITMORE</b>										
<b>Lap</b>	<b>1</b>	<b>2</b>	<b>3</b>	<b>4</b>	<b>5</b>	<b>6</b>	<b>7</b>	<b>8</b>	<b>9</b>	<b>10</b>	
1	1:32.89	1:09.32	1:09.69	1:09.40	1:09.93	1:09.14					
<b>58</b>	<b>Michael NEW</b>										
<b>Lap</b>	<b>1</b>	<b>2</b>	<b>3</b>	<b>4</b>	<b>5</b>	<b>6</b>	<b>7</b>	<b>8</b>	<b>9</b>	<b>10</b>	
1	1:19.89	1:11.37	1:11.52	1:12.41	1:11.02	1:09.72					
<b>59</b>	<b>Douglas MARTIN</b>										
<b>Lap</b>	<b>1</b>	<b>2</b>	<b>3</b>	<b>4</b>	<b>5</b>	<b>6</b>	<b>7</b>	<b>8</b>	<b>9</b>	<b>10</b>	
1	1:20.75	1:10.95	1:11.49	1:11.39	1:09.82	1:10.19					
<b>65</b>	<b>Norman PEMBERTON</b>										
<b>Lap</b>	<b>1</b>	<b>2</b>	<b>3</b>	<b>4</b>	<b>5</b>	<b>6</b>	<b>7</b>	<b>8</b>	<b>9</b>	<b>10</b>	
1	1:23.43	1:14.83	1:18.42	1:14.63	1:16.24	1:17.23					
<b>67</b>	<b>David ASPLIN</b>										
<b>Lap</b>	<b>1</b>	<b>2</b>	<b>3</b>	<b>4</b>	<b>5</b>	<b>6</b>	<b>7</b>	<b>8</b>	<b>9</b>	<b>10</b>	
1		2:07.67	1:26.90	1:26.86	1:25.55	1:27.25					

<b>75</b>	<b>Leonard LORD</b>									
<b>Lap</b>	<b>1</b>	<b>2</b>	<b>3</b>	<b>4</b>	<b>5</b>	<b>6</b>	<b>7</b>	<b>8</b>	<b>9</b>	<b>10</b>
1		2:13.92	1:18.20	1:20.23	1:17.57	1:18.92				
<b>80</b>	<b>Terry McGRATH</b>									
<b>Lap</b>	<b>1</b>	<b>2</b>	<b>3</b>	<b>4</b>	<b>5</b>	<b>6</b>	<b>7</b>	<b>8</b>	<b>9</b>	<b>10</b>
1		2:02.49	1:18.67	1:16.95	1:16.60	1:17.15				
<b>83</b>	<b>Malcolm HILLS</b>									
<b>Lap</b>	<b>1</b>	<b>2</b>	<b>3</b>	<b>4</b>	<b>5</b>	<b>6</b>	<b>7</b>	<b>8</b>	<b>9</b>	<b>10</b>
1		2:04.29	1:15.87	1:17.05	1:16.14	1:14.53				
<b>87</b>	<b>Tim WADSWORTH</b>									
<b>Lap</b>	<b>1</b>	<b>2</b>	<b>3</b>	<b>4</b>	<b>5</b>	<b>6</b>	<b>7</b>	<b>8</b>	<b>9</b>	<b>10</b>
1		1:55.34	1:18.88	1:19.69	1:19.07	1:18.40				
<b>111</b>	<b>Tony SEBER</b>									
<b>Lap</b>	<b>1</b>	<b>2</b>	<b>3</b>	<b>4</b>	<b>5</b>	<b>6</b>	<b>7</b>	<b>8</b>	<b>9</b>	<b>10</b>
1	1:44.94	1:00.96	1:04.03	1:01.91	1:01.76	1:01.24				
<b>194</b>	<b>James RICKETTS</b>									
<b>Lap</b>	<b>1</b>	<b>2</b>	<b>3</b>	<b>4</b>	<b>5</b>	<b>6</b>	<b>7</b>	<b>8</b>	<b>9</b>	<b>10</b>
1	1:21.54	1:12.01	1:11.82	1:13.65	1:13.19	1:15.05				

# Lap Chart

## HANDICAP RACE FOR PRE-WAR CARS (VSCC SET 6) - RACE 8

Lap 1		Lap 2		Lap 3		Lap 4		Lap 5		Lap 6		Lap 7		Lap 8		Lap 9		Lap 10	
No	Time	No	Time	No	Time	No	Time	No	Time	No	Time	No	Time	No	Time	No	Time	No	Time
52	1:18.59	87	1:55.34	87	3:14.22	87	4:33.91	32	5:46.97	32	6:48.47								
58	1:19.89	80	2:02.49	83	3:20.16	83	4:37.21	87	5:52.98	34	6:51.78								
59	1:20.75	83	2:04.29	80	3:21.16	80	4:38.11	83	5:53.35	111	6:54.84								
194	1:21.54	67	2:07.67	75	3:32.12	32	4:45.28	111	5:53.60	30	6:59.92								
65	1:23.43	75	2:13.92	67	3:34.57	111	4:51.84	34	5:53.91	6	6:59.99								
44	1:30.96	52	2:30.02	52	3:41.69	75	4:52.35	80	5:54.71	83	7:07.88								
35	1:32.36	58	2:31.26	58	3:42.78	52	4:52.36	30	5:58.36	87	7:11.38								
54	1:32.89	59	2:31.70	32	3:42.98	59	4:54.58	6	6:00.62	80	7:11.86								
40	1:33.14	194	2:33.55	59	3:43.19	34	4:54.75	52	6:03.34	52	7:13.88								
32	1:35.75	65	2:38.26	194	3:45.37	58	4:55.19	59	6:04.40	59	7:14.59								
111	1:44.94	32	2:39.18	111	3:49.93	30	4:55.51	58	6:06.21	58	7:15.93								
30	1:45.99	35	2:39.98	35	3:50.02	6	4:58.35	35	6:09.75	35	7:17.85								
34	1:52.42	44	2:40.55	40	3:50.47	194	4:59.02	75	6:09.92	54	7:20.37								
6	1:54.31	40	2:41.03	30	3:50.72	35	5:00.16	54	6:11.23	40	7:21.96								
		54	2:42.21	34	3:51.35	40	5:00.58	194	6:12.21	44	7:23.35								
		111	2:45.90	54	3:51.90	54	5:01.30	40	6:12.25	194	7:27.26								
		30	2:47.30	6	3:56.18	67	5:01.43	44	6:13.25	75	7:28.84								
		34	2:50.90	44	3:56.24	44	5:03.10	67	6:26.98	65	7:44.78								
		6	2:55.42	65	3:56.68	65	5:11.31	65	6:27.55	67	7:54.23								



## The Vintage Sports-Car Club

### PRE-1961 RACING CARS (VSCC SET 2)

### RESULT - RACE 9

Pl	No	Cl	Name	Car	Lap	Time	Behind	MPH	Best Lap on	MPH	Handica
1	1		Duncan RICKETTS	Alta 2 Litre	16	15:29.56		83.55	55.77	2	87.04
2	4		Steve RUSSELL	Cooper Bristol Mkii	16	15:30.29	0.73	83.49	56.51	3	85.90
3	20		Julian WILTON	Cooper Bristol	16	16:16.12	46.56	79.57	58.72	12	82.67
4	9		Stephen SHOOSMITH	Bugatti T51	15	16:09.41	1 Lap	75.11	1:02.24	10	77.99 35.81
5	120		Christian PEDERSEN	Austin 7 Special	14	15:33.92	2 Laps	72.77	1:03.63	4	76.29 43.10
6	43		Rupert MANN	Riley Special	13	15:40.49	3 Laps	67.10	1:10.33	12	69.02 26.20 *

### AWARDS

**Race Winner & Winner of the Bob Gerard Memorial Trophy – 1 Duncan Ricketts**

**2<sup>nd</sup> Place, First Post-war Car & Winner of the Robert Ashley Trophy – 4 Steve Russell**

**3<sup>rd</sup> Place – 20 Julian Wilton**

**First unsupercharged Pre-war Car & Winner on Handicap – 43 Rupert Mann**

**Start Time : 16:12**

**Mallory Park 14 Aug 17 10:16**

Clerk of Course:

Time Issued:

Chief Timekeeper:

**THESE RESULTS ARE PROVISIONAL UNTIL THE CONCLUSION OF ANY JUDICIAL AND TECHNICAL MATTERS**

Timing by HS Sports Ltd - Results and Lap Times at [www.theresultslive.co.uk/vintage-sports-car-club](http://www.theresultslive.co.uk/vintage-sports-car-club)



## PRE-1961 RACING CARS (VSCC SET 2)

### RESULT - RACE 9

PI	No	Cl	Name	Car	Laps	Time	Behind	MPH	Best Lap on	MPH Handicap
1	1		Duncan RICKETTS	Alta 2 Litre	16	15:29.56		83.55	55.77	2 87.04
2	4		Steve RUSSELL	Cooper Bristol Mkii	16	15:30.29	0.73	83.49	56.51	3 85.90
3	20		Julian WILTON	Cooper Bristol	16	16:16.12	46.56	79.57	58.72	12 82.67
4	9		Stephen SHOOSMITH	Bugatti T51	15	16:09.41	1 Lap	75.11	1:02.24	10 77.99 35.81
5	120		Christian PEDERSEN	Austin 7 Special	14	15:33.92	2 Laps	72.77	1:03.63	4 76.29 43.10
6	43		Rupert MANN	Riley Special	13	15:40.49	3 Laps	67.10	1:10.33	12 69.02 26.20 *
<b><u>Not-Classified</u></b>										
	69		Angus FROST	Austin/MG LA Special	9	10:09.59	DNF	71.67	1:05.08	9 74.59
	127		Charlie MARTIN	Connaught A Type	9	11:20.75	DNF	64.18	1:01.29	5 79.20
	17		Matt RICKETTS	Cooper Type 41	9	9:13.15	DNF	78.98	58.60	2 82.84
	134		Bill TUER	Morgan Racing	6	6:05.86	DNF	79.61	58.84	2 82.50
	47		Hamish BIBBY	Morgan Racing	6	6:08.02	DNF	79.14	59.03	2 82.23
	15		Simon FROST	Alta Norris Special	4	4:07.63	DNF	78.41	58.82	4 82.53
	40		Robert MIDDLETON	Aston Martin Speed 'Red D	3	4:04.78	DNF	59.49	1:19.87	2 60.78

#### Fastest Lap

1	Duncan RICKETTS	Alta 2 Litre	55.77	2	87.04
---	-----------------	--------------	-------	---	-------

Start Time : 16:12

Mallory Park

12 Aug 17 16:29

Clerk of Course:

Time Issued:

Chief Timekeeper:

THESE RESULTS ARE PROVISIONAL UNTIL THE CONCLUSION OF ANY JUDICIAL AND TECHNICAL MATTERS

Timing by HS Sports Ltd - Results and Lap Times at [www.theresultslive.co.uk/vintage-sports-car-club](http://www.theresultslive.co.uk/vintage-sports-car-club)

# RACE GRID

## PRE-1961 RACING CARS (VSCC SET 2)

### RACE 9

ROW 8

ROW 7

ROW 6

ROW 5

ROW 4

ROW 3

ROW 2

ROW 1

<b>69</b>	01:08.250 Angus FROST	<b>43</b>	01:12.380 Rupert MANN	
	<b>9</b>	01:03.650 Stephen SHOOSMITH	<b>40</b>	01:06.520 Robert MIDDLETON
<b>15</b>	01:00.550 Simon FROST	<b>120</b>	01:02.510 Christian PEDERSEN	
	<b>134</b>	00:59.760 Bill TUER	<b>127</b>	01:00.180 Charlie MARTIN
<b>47</b>	00:59.410 Hamish BIBBY	<b>20</b>	00:59.570 Julian WILTON	
	<b>119</b>	00:58.590 Anthony SMITH	<b>17</b>	00:59.180 Matt RICKETTS
<b>4</b>	00:57.050 Steve RUSSELL	<b>1</b>	00:57.220 Duncan RICKETTS	

**POLE**

# PRE-1961 RACING CARS (VSCC SET 2)

## LAP TIMES - RACE 9

<b>1</b>	<b>Duncan RICKETTS</b>									
<b>Lap</b>	<b>1</b>	<b>2</b>	<b>3</b>	<b>4</b>	<b>5</b>	<b>6</b>	<b>7</b>	<b>8</b>	<b>9</b>	<b>10</b>
1	1:02.45	57.77	56.24	58.35	58.26	58.75	58.56	57.75	57.58	58.23
11	58.03	58.63	57.82	57.19	57.60	58.35				
<b>4</b>	<b>Steve RUSSELL</b>									
<b>Lap</b>	<b>1</b>	<b>2</b>	<b>3</b>	<b>4</b>	<b>5</b>	<b>6</b>	<b>7</b>	<b>8</b>	<b>9</b>	<b>10</b>
1	1:03.23	57.28	56.51	56.97	57.68	58.58	58.76	57.86	57.71	57.96
11	57.98	58.82	57.74	57.13	57.50	58.58				
<b>9</b>	<b>Stephen SHOOSMITH</b>									
<b>Lap</b>	<b>1</b>	<b>2</b>	<b>3</b>	<b>4</b>	<b>5</b>	<b>6</b>	<b>7</b>	<b>8</b>	<b>9</b>	<b>10</b>
1	1:17.99	1:06.10	1:03.35	1:04.23	1:02.47	1:05.60	1:02.93	1:04.16	1:02.25	1:02.24
11	1:05.10	1:05.06	1:02.72	1:02.80	1:02.41					
<b>15</b>	<b>Simon FROST</b>									
<b>Lap</b>	<b>1</b>	<b>2</b>	<b>3</b>	<b>4</b>	<b>5</b>	<b>6</b>	<b>7</b>	<b>8</b>	<b>9</b>	<b>10</b>
1	1:10.18	59.28	59.35	58.82						
<b>17</b>	<b>Matt RICKETTS</b>									
<b>Lap</b>	<b>1</b>	<b>2</b>	<b>3</b>	<b>4</b>	<b>5</b>	<b>6</b>	<b>7</b>	<b>8</b>	<b>9</b>	<b>10</b>
1	1:05.12	58.60	59.60	59.86	1:00.72	1:01.68	1:02.03	1:02.12	1:03.42	
<b>20</b>	<b>Julian WILTON</b>									
<b>Lap</b>	<b>1</b>	<b>2</b>	<b>3</b>	<b>4</b>	<b>5</b>	<b>6</b>	<b>7</b>	<b>8</b>	<b>9</b>	<b>10</b>
1	1:07.82	1:00.93	58.77	59.80	1:01.21	1:01.39	1:01.68	1:00.07	1:02.25	1:01.65
11	1:02.05	58.72	1:01.39	59.79	59.55	59.05				
<b>40</b>	<b>Robert MIDDLETON</b>									
<b>Lap</b>	<b>1</b>	<b>2</b>	<b>3</b>	<b>4</b>	<b>5</b>	<b>6</b>	<b>7</b>	<b>8</b>	<b>9</b>	<b>10</b>
1	1:20.46	1:19.87	1:24.45							
<b>43</b>	<b>Rupert MANN</b>									
<b>Lap</b>	<b>1</b>	<b>2</b>	<b>3</b>	<b>4</b>	<b>5</b>	<b>6</b>	<b>7</b>	<b>8</b>	<b>9</b>	<b>10</b>
1	1:20.87	1:11.39	1:11.61	1:11.06	1:13.19	1:11.41	1:11.40	1:12.07	1:11.81	1:12.09
11	1:11.16	1:10.33	1:12.10							
<b>47</b>	<b>Hamish BIBBY</b>									
<b>Lap</b>	<b>1</b>	<b>2</b>	<b>3</b>	<b>4</b>	<b>5</b>	<b>6</b>	<b>7</b>	<b>8</b>	<b>9</b>	<b>10</b>
1	1:05.48	59.03	59.59	59.65	1:01.66	1:02.61				
<b>69</b>	<b>Angus FROST</b>									
<b>Lap</b>	<b>1</b>	<b>2</b>	<b>3</b>	<b>4</b>	<b>5</b>	<b>6</b>	<b>7</b>	<b>8</b>	<b>9</b>	<b>10</b>
1	1:17.07	1:05.59	1:05.71	1:06.90	1:07.46	1:06.00	1:09.93	1:05.85	1:05.08	
<b>120</b>	<b>Christian PEDERSEN</b>									
<b>Lap</b>	<b>1</b>	<b>2</b>	<b>3</b>	<b>4</b>	<b>5</b>	<b>6</b>	<b>7</b>	<b>8</b>	<b>9</b>	<b>10</b>
1	1:14.26	1:05.48	1:03.80	1:03.63	1:06.41	1:06.48	1:09.43	1:05.55	1:04.64	1:06.38
11	1:06.25	1:07.20	1:08.46	1:05.95						

---

**127 Charlie MARTIN**

<b>Lap</b>	<b>1</b>	<b>2</b>	<b>3</b>	<b>4</b>	<b>5</b>	<b>6</b>	<b>7</b>	<b>8</b>	<b>9</b>	<b>10</b>
1	1:10.33	1:02.04	1:57.16	1:57.16	1:02.47	1:01.29	1:03.22	1:03.92	1:03.17	

---

**134 Bill TUER**

<b>Lap</b>	<b>1</b>	<b>2</b>	<b>3</b>	<b>4</b>	<b>5</b>	<b>6</b>	<b>7</b>	<b>8</b>	<b>9</b>	<b>10</b>
1	1:06.62	58.84	59.06	59.54	1:00.13	1:01.67				



# Lap Chart

## PRE-1961 RACING CARS (VSCC SET 2) - RACE 9

Lap 1		Lap 2		Lap 3		Lap 4		Lap 5		Lap 6		Lap 7		Lap 8		Lap 9		Lap 10	
No	Time	No	Time	No	Time	No	Time	No	Time	No	Time	No	Time	No	Time	No	Time	No	Time
1	1:02.45	1	1:58.22	1	2:54.46	1	3:52.81	1	4:51.07	1	5:49.82	1	6:48.38	1	7:46.13	1	8:43.71	1	9:41.94
4	1:03.23	4	2:00.51	4	2:57.02	4	3:53.99	4	4:51.67	4	5:50.25	69	6:48.73 *1	4	7:46.87	4	8:44.58	4	9:42.54
17	1:05.12	17	2:03.72	17	3:03.32	17	4:03.18	43	4:54.93 *1	17	6:05.58	4	6:49.01	120	7:49.49 *1	9	8:46.83 *1	43	9:43.00 *2
47	1:05.48	47	2:04.51	47	3:04.10	47	4:03.75	17	5:03.90	134	6:05.86	17	7:07.61	69	7:58.66 *1	120	8:55.04 *1	9	9:49.08 *1
134	1:06.62	134	2:05.46	134	3:04.52	134	4:04.06	134	5:04.19	127	6:06.68 *2	127	7:09.15 *2	17	8:09.73	69	9:04.51 *1	120	9:59.68 *1
20	1:07.82	20	2:08.75	20	3:07.52	40	4:04.78 *1	47	5:05.41	47	6:08.02	20	7:11.60	127	8:10.44 *2	17	9:13.15	69	10:09.59 *1
15	1:10.18	15	2:09.46	15	3:08.81	20	4:07.32	20	5:08.53	43	6:08.12 *1	43	7:19.53 *1	20	8:11.67	127	9:13.66 *2	20	10:15.57
127	1:10.33	127	2:12.37	120	3:23.54	15	4:07.63	120	5:33.58	20	6:09.92	9	7:42.67	43	8:30.93 *1	20	9:13.92	127	10:17.58 *2
120	1:14.26	120	2:19.74	9	3:27.44	127	4:09.53 *1	9	5:34.14	9	6:39.74								
69	1:17.07	69	2:22.66	69	3:28.37	120	4:27.17	69	5:42.73	120	6:40.06								
9	1:17.99	9	2:24.09	43	3:43.87			9	4:31.67										
40	1:20.46	43	2:32.26					69	4:35.27										
43	1:20.87	40	2:40.33																

# Lap Chart

## PRE-1961 RACING CARS (VSCC SET 2) - RACE 9

Lap 11		Lap 12		Lap 13		Lap 14		Lap 15		Lap 16		Lap 17		Lap 18		Lap 19		Lap 20	
No	Time	No	Time	No	Time	No	Time	No	Time	No	Time	No	Time	No	Time	No	Time	No	Time
1	10:39.97	1	11:38.60	1	12:36.42	1	13:33.61	1	14:31.21	1	15:29.56								
4	10:40.52	4	11:39.34	4	12:37.08	4	13:34.21	4	14:31.71	4	15:30.29								
9	10:51.32 *1	9	11:56.42 *1	9	13:01.48 *1	9	14:04.20 *1	9	15:07.00 *1	120	15:33.92 *2								
43	10:54.81 *2	43	12:06.90 *2	20	13:17.73	20	14:17.52	20	15:17.07	43	15:40.49 *3								
120	11:06.06 *1	120	12:12.31 *1	43	13:18.06 *2	120	14:27.97 *1			9	16:09.41 *1								
20	11:17.62	20	12:16.34	120	13:19.51 *1	43	14:28.39 *2			20	16:16.12								
127	11:20.75 *2																		



## HANDICAP RACE FOR PRE-WAR CARS (VSCC SET 6)

### RESULT - RACE 10

Pl	No	Cl	Name	Car	Lap	Time	Behind	MPH	Best Lap on	MPH
1	196		George PARKINSON	Austin AD Tourer	6	7:06.97		63.54	1:13.74	5 65.83
2	23		Mike PAINTER	MG Kayne	6	7:37.46	30.49	75.10	1:02.86	6 77.22
3	27		Harry PAINTER	MG PA 2Str	6	7:37.58	30.61	75.08	1:03.26	6 76.73
4	67		David ASPLIN	Austin 7 Ulster Replica	6	7:38.54	31.57	63.52	1:13.59	3 65.96
5	72		Matt SHEPHERD	Austin 7	6	7:40.02	33.05	64.01	1:12.81	4 66.67
6	73		Simon JACKSON	MG PB Cream Cracker	6	7:41.10	34.13	63.86	1:13.00	4 66.50
7	197		David JOHNSON	Frazer Nash Colmore	6	7:41.31	34.34	67.53	1:09.89	5 69.46
8	11		Rodney SEBER	Wolseley Hornet Special	6	7:46.10	39.13	75.33	1:01.55	5 78.87
9	57		Fred BOOTHBY	MG J2	6	7:52.17	45.20	65.87	1:11.26	2 68.12
10	94		Nick HAYWARD-COOK	Austin 7 Monoposto	6	7:54.07	47.10	66.33	1:10.54	6 68.82
11	79		India WALKER	Austin 7 Special	6	7:55.59	48.62	56.37	1:22.30	3 58.98
12	68		Andrew CROYSBILL	Riley 12/4	6	7:56.47	49.50	63.11	1:13.98	5 65.62
13	58		Michael NEW	Riley 12/4	6	7:56.67	49.70	65.94	1:11.18	6 68.20
14	63		John SKEAVINGTON	Austin Ulster Replica	6	7:57.20	50.23	67.39	1:09.91	6 69.44
15	141		Mark REECE	MG J4	6	7:58.16	51.19	61.56	1:15.69	2 64.13
16	56		Duncan POTTER	MG Montlhery Midget	6	7:59.95	52.98	64.73	1:12.74	6 66.73
17	99		Andy CAWLEY	Frazer Nash Super Sports	6	8:00.27	53.30	53.90	1:26.51	3 56.11
18	120		Christian PEDERSEN	Austin 7 Special	6	8:01.50	54.53	72.84	1:05.00	7 74.68
19	81		Robert MOORE	Austin 7	6	8:11.79	1:04.82	59.22	1:19.97	4 60.70
20	53		Geoff TOMS	Fiat 508S	6	8:16.76	1:09.79	62.40	1:15.22	3 64.53
21	71		Anne BOURSOT	MG PA 2Str	6	8:23.49	1:16.52	52.94	1:27.42	5 55.53
22	95		Dennis JOHNSON	Frazer Nash Super Sports	5	7:35.42	1 Lap	57.05	1:21.62	2 59.47

#### AWARDS

WINNER OF THE BURGHLEY TROPHY AND FIRST PLACE			196	George PARKINSON
2	23	Mike PAINTER		
3	27	Harry PAINTER		
4	67	David ASPLIN		

Start Time : 16:36

Mallory Park

14 Aug 17 10:17

Clerk of Course:

Time Issued:

Chief Timekeeper:

THESE RESULTS ARE PROVISIONAL UNTIL THE CONCLUSION OF ANY JUDICIAL AND TECHNICAL MATTERS

Timing by HS Sports Ltd - Results and Lap Times at [www.theresultslive.co.uk/vintage-sports-car-club](http://www.theresultslive.co.uk/vintage-sports-car-club)



## HANDICAP RACE FOR PRE-WAR CARS (VSCC SET 6)

### RESULT - RACE 10

PI	No	Cl	Name	Car	Laps	Time	Behind	MPH	Best Lap on	MPH
1	196		George PARKINSON	Austin AD Tourer	6	7:06.97		63.54	1:13.74	5 65.83
2	23		Mike PAINTER	MG Kayne	6	7:37.46	30.49	75.10	1:02.86	6 77.22
3	27		Harry PAINTER	MG PA 2Str	6	7:37.58	30.61	75.08	1:03.26	6 76.73
4	67		David ASPLIN	Austin 7 Ulster Replica	6	7:38.54	31.57	63.52	1:13.59	3 65.96
5	72		Matt SHEPHERD	Austin 7	6	7:40.02	33.05	64.01	1:12.81	4 66.67
6	73		Simon JACKSON	MG PB Cream Cracker	6	7:41.10	34.13	63.86	1:13.00	4 66.50
7	197		David JOHNSON	Frazer Nash Colmore	6	7:41.31	34.34	67.53	1:09.89	5 69.46
8	11		Rodney SEBER	Wolseley Hornet Special	6	7:46.10	39.13	75.33	1:01.55	5 78.87
9	57		Fred BOOTHBY	MG J2	6	7:52.17	45.20	65.87	1:11.26	2 68.12
10	94		Nick HAYWARD-COOK	Austin 7 Monoposto	6	7:54.07	47.10	66.33	1:10.54	6 68.82
11	79		India WALKER	Austin 7 Special	6	7:55.59	48.62	56.37	1:22.30	3 58.98
12	68		Andrew CROYS DILL	Riley 12/4	6	7:56.47	49.50	63.11	1:13.98	5 65.62
13	58		Michael NEW	Riley 12/4	6	7:56.67	49.70	65.94	1:11.18	6 68.20
14	63		John SKEAVINGTON	Austin Ulster Replica	6	7:57.20	50.23	67.39	1:09.91	6 69.44
15	141		Mark REECE	MG J4	6	7:58.16	51.19	61.56	1:15.69	2 64.13
16	56		Duncan POTTER	MG Monthery Midget	6	7:59.95	52.98	64.73	1:12.74	6 66.73
17	99		Andy CAWLEY	Frazer Nash Super Sports	6	8:00.27	53.30	53.90	1:26.51	3 56.11
18	120		Christian PEDERSEN	Austin 7 Special	6	8:01.50	54.53	72.84	1:05.00	7 74.68
19	81		Robert MOORE	Austin 7	6	8:11.79	1:04.82	59.22	1:19.97	4 60.70
20	53		Geoff TOMS	Fiat 508S	6	8:16.76	1:09.79	62.40	1:15.22	3 64.53
21	71		Anne BOURSOT	MG PA 2Str	6	8:23.49	1:16.52	52.94	1:27.42	5 55.53
22	95		Dennis JOHNSON	Frazer Nash Super Sports	5	7:35.42	1 Lap	57.05	1:21.62	2 59.47
<b>Not-Classified</b>										
	90		Brian WALTON	Riley Sports	2	2:47.16	DNF	39.74	2:47.16	1 29.04
<b>Fastest Lap</b>										
	11		Rodney SEBER	Wolseley Hornet Specia					1:01.55	5 78.87

Start Time : 16:36

Mallory Park

12 Aug 17 16:45

Clerk of Course:

Time Issued:

Chief Timekeeper:

THESE RESULTS ARE PROVISIONAL UNTIL THE CONCLUSION OF ANY JUDICIAL AND TECHNICAL MATTERS

Timing by HS Sports Ltd - Results and Lap Times at [www.theresultslive.co.uk/vintage-sports-car-club](http://www.theresultslive.co.uk/vintage-sports-car-club)

# RACE NUMBER 10: 6 LAPS

Drop Number	Grid Row	Cars are shown with their number of credit laps ie how many laps they will start with.				Secs
<b>6</b>	13	196 <small>1</small>				<b>0.45</b>
	12		79 <small>1</small>		90 <small>1</small>	
	11	63		71 <small>R1</small> <small>1</small>		
<b>5</b>	10		58		94	<b>0.35</b>
	9	53		99 <small>1</small>		
<b>4</b>	8		57 <small>R2</small>		197	<b>0.30</b>
	7	95		56		
	6		68 <small>R3</small>			
<b>3</b>	5	11 <small>-1</small>		120 <small>-1</small>		<b>0.15</b>
	4		72		73	
<b>2</b>	3	192 <small>-1</small>		141		<b>0.05</b>
	2		23 <small>R4</small> <small>-1</small>		27 <small>-1</small>	
	1	81		67		
<b>1</b>						<b>0.00</b>

## Front Of Grid

Issue No 1

Cars 71,79,90,99,196 will race for 5 Laps, Cars 11,23,27,120,192 will race for 7 Lap

Signed

Handicapper

CoC

# HANDICAP RACE FOR PRE-WAR CARS (VSCC SET 6)

## LAP TIMES - RACE 10

<b>11</b>	<b>Rodney SEBER</b>									
<b>Lap</b>	<b>1</b>	<b>2</b>	<b>3</b>	<b>4</b>	<b>5</b>	<b>6</b>	<b>7</b>	<b>8</b>	<b>9</b>	<b>10</b>
1	1:01.93	1:03.05	1:03.11	1:01.55	1:04.15	1:04.12				
<b>23</b>	<b>Mike PAINTER</b>									
<b>Lap</b>	<b>1</b>	<b>2</b>	<b>3</b>	<b>4</b>	<b>5</b>	<b>6</b>	<b>7</b>	<b>8</b>	<b>9</b>	<b>10</b>
1	1:03.32	1:03.02	1:03.69	1:04.86	1:02.86	1:04.95				
<b>27</b>	<b>Harry PAINTER</b>									
<b>Lap</b>	<b>1</b>	<b>2</b>	<b>3</b>	<b>4</b>	<b>5</b>	<b>6</b>	<b>7</b>	<b>8</b>	<b>9</b>	<b>10</b>
1	1:02.17	1:03.75	1:03.73	1:04.14	1:03.26	1:04.35				
<b>53</b>	<b>Geoff TOMS</b>									
<b>Lap</b>	<b>1</b>	<b>2</b>	<b>3</b>	<b>4</b>	<b>5</b>	<b>6</b>	<b>7</b>	<b>8</b>	<b>9</b>	<b>10</b>
1	1:53.54	1:16.02	1:15.22	1:17.25	1:16.86	1:17.87				
<b>56</b>	<b>Duncan POTTER</b>									
<b>Lap</b>	<b>1</b>	<b>2</b>	<b>3</b>	<b>4</b>	<b>5</b>	<b>6</b>	<b>7</b>	<b>8</b>	<b>9</b>	<b>10</b>
1	1:53.48	1:13.54	1:14.09	1:12.95	1:13.15	1:12.74				
<b>57</b>	<b>Fred BOOTHBY</b>									
<b>Lap</b>	<b>1</b>	<b>2</b>	<b>3</b>	<b>4</b>	<b>5</b>	<b>6</b>	<b>7</b>	<b>8</b>	<b>9</b>	<b>10</b>
1	1:49.61	1:11.26	1:12.31	1:13.01	1:11.92	1:14.06				
<b>58</b>	<b>Michael NEW</b>									
<b>Lap</b>	<b>1</b>	<b>2</b>	<b>3</b>	<b>4</b>	<b>5</b>	<b>6</b>	<b>7</b>	<b>8</b>	<b>9</b>	<b>10</b>
1	1:55.81	1:11.41	1:12.16	1:12.20	1:13.91	1:11.18				
<b>63</b>	<b>John SKEAVINGTON</b>									
<b>Lap</b>	<b>1</b>	<b>2</b>	<b>3</b>	<b>4</b>	<b>5</b>	<b>6</b>	<b>7</b>	<b>8</b>	<b>9</b>	<b>10</b>
1	2:04.56	1:10.42	1:11.53	1:10.13	1:10.65	1:09.91				
<b>67</b>	<b>David ASPLIN</b>									
<b>Lap</b>	<b>1</b>	<b>2</b>	<b>3</b>	<b>4</b>	<b>5</b>	<b>6</b>	<b>7</b>	<b>8</b>	<b>9</b>	<b>10</b>
1	1:23.99	1:15.43	1:13.59	1:14.70	1:15.48	1:15.35				
<b>68</b>	<b>Andrew CROYS DILL</b>									
<b>Lap</b>	<b>1</b>	<b>2</b>	<b>3</b>	<b>4</b>	<b>5</b>	<b>6</b>	<b>7</b>	<b>8</b>	<b>9</b>	<b>10</b>
1	1:39.96	1:15.80	1:16.50	1:15.32	1:13.98	1:14.91				
<b>71</b>	<b>Anne BOURSOT</b>									
<b>Lap</b>	<b>1</b>	<b>2</b>	<b>3</b>	<b>4</b>	<b>5</b>	<b>6</b>	<b>7</b>	<b>8</b>	<b>9</b>	<b>10</b>
1		2:26.70	1:30.30	1:30.91	1:28.16	1:27.42				
<b>72</b>	<b>Matt SHEPHERD</b>									
<b>Lap</b>	<b>1</b>	<b>2</b>	<b>3</b>	<b>4</b>	<b>5</b>	<b>6</b>	<b>7</b>	<b>8</b>	<b>9</b>	<b>10</b>
1	1:26.54	1:16.47	1:14.30	1:12.81	1:15.78	1:14.12				
<b>73</b>	<b>Simon JACKSON</b>									
<b>Lap</b>	<b>1</b>	<b>2</b>	<b>3</b>	<b>4</b>	<b>5</b>	<b>6</b>	<b>7</b>	<b>8</b>	<b>9</b>	<b>10</b>
1	1:28.40	1:14.02	1:14.16	1:13.00	1:17.89	1:13.63				

<b>79</b>	<b>India WALKER</b>									
<b>Lap</b>	<b>1</b>	<b>2</b>	<b>3</b>	<b>4</b>	<b>5</b>	<b>6</b>	<b>7</b>	<b>8</b>	<b>9</b>	<b>10</b>
1		2:17.13	1:24.21	1:22.30	1:26.04	1:25.91				
<b>81</b>	<b>Robert MOORE</b>									
<b>Lap</b>	<b>1</b>	<b>2</b>	<b>3</b>	<b>4</b>	<b>5</b>	<b>6</b>	<b>7</b>	<b>8</b>	<b>9</b>	<b>10</b>
1	1:29.45	1:20.10	1:20.29	1:19.97	1:21.57	1:20.41				
<b>90</b>	<b>Brian WALTON</b>									
<b>Lap</b>	<b>1</b>	<b>2</b>	<b>3</b>	<b>4</b>	<b>5</b>	<b>6</b>	<b>7</b>	<b>8</b>	<b>9</b>	<b>10</b>
1		2:47.16								
<b>94</b>	<b>Nick HAYWARD-COOK</b>									
<b>Lap</b>	<b>1</b>	<b>2</b>	<b>3</b>	<b>4</b>	<b>5</b>	<b>6</b>	<b>7</b>	<b>8</b>	<b>9</b>	<b>10</b>
1	1:56.63	1:10.85	1:12.20	1:12.08	1:11.77	1:10.54				
<b>95</b>	<b>Dennis JOHNSON</b>									
<b>Lap</b>	<b>1</b>	<b>2</b>	<b>3</b>	<b>4</b>	<b>5</b>	<b>6</b>	<b>7</b>	<b>8</b>	<b>9</b>	<b>10</b>
1	2:00.22	1:21.62	1:25.06	1:24.64	1:23.88					
<b>99</b>	<b>Andy CAWLEY</b>									
<b>Lap</b>	<b>1</b>	<b>2</b>	<b>3</b>	<b>4</b>	<b>5</b>	<b>6</b>	<b>7</b>	<b>8</b>	<b>9</b>	<b>10</b>
1		2:05.92	1:28.03	1:26.51	1:29.76	1:30.05				
<b>120</b>	<b>Christian PEDERSEN</b>									
<b>Lap</b>	<b>1</b>	<b>2</b>	<b>3</b>	<b>4</b>	<b>5</b>	<b>6</b>	<b>7</b>	<b>8</b>	<b>9</b>	<b>10</b>
1	1:04.81	1:05.02	1:06.48	1:05.44	1:06.03	1:05.00				
<b>141</b>	<b>Mark REECE</b>									
<b>Lap</b>	<b>1</b>	<b>2</b>	<b>3</b>	<b>4</b>	<b>5</b>	<b>6</b>	<b>7</b>	<b>8</b>	<b>9</b>	<b>10</b>
1	1:31.04	1:15.69	1:16.87	1:16.43	1:16.96	1:21.17				
<b>196</b>	<b>George PARKINSON</b>									
<b>Lap</b>	<b>1</b>	<b>2</b>	<b>3</b>	<b>4</b>	<b>5</b>	<b>6</b>	<b>7</b>	<b>8</b>	<b>9</b>	<b>10</b>
1		2:09.17	1:14.64	1:15.30	1:14.12	1:13.74				
<b>197</b>	<b>David JOHNSON</b>									
<b>Lap</b>	<b>1</b>	<b>2</b>	<b>3</b>	<b>4</b>	<b>5</b>	<b>6</b>	<b>7</b>	<b>8</b>	<b>9</b>	<b>10</b>
1	1:48.82	1:09.99	1:10.09	1:11.82	1:09.89	1:10.70				

# Lap Chart

## HANDICAP RACE FOR PRE-WAR CARS (VSCC SET 6) - RACE 10

Lap 1		Lap 2		Lap 3		Lap 4		Lap 5		Lap 6		Lap 7		Lap 8		Lap 9		Lap 10	
No	Time	No	Time	No	Time	No	Time	No	Time	No	Time	No	Time	No	Time	No	Time	No	Time
67	1:23.99	99	2:05.92	196	3:23.81	196	4:39.11	196	5:53.23	196	7:06.97								
72	1:26.54	196	2:09.17	11	3:33.17 *1	120	4:45.03 *1	95	6:11.54 *1	95	7:35.42 *1								
73	1:28.40	79	2:17.13	99	3:33.95	95	4:46.90 *1	67	6:23.19	23	7:37.46								
81	1:29.45	23	2:18.08 *1	120	3:38.55 *1	99	5:00.46	72	6:25.90	27	7:37.58								
141	1:31.04	27	2:18.35 *1	79	3:41.34	79	5:03.64	73	6:27.47	67	7:38.54								
68	1:39.96	71	2:26.70	67	3:53.01	67	5:07.71	79	6:29.68	72	7:40.02								
197	1:48.82	11	2:30.12 *1	73	3:56.58	73	5:09.58	99	6:30.22	73	7:41.10								
57	1:49.61	120	2:33.53 *1	71	3:57.00	72	5:10.12	197	6:30.61	197	7:41.31								
56	1:53.48	67	2:39.42	72	3:57.31	141	5:20.03	23	6:32.51	11	7:46.10								
53	1:53.54	73	2:42.42	141	4:03.60	197	5:20.72	27	6:33.23	57	7:52.17								
58	1:55.81	72	2:43.01	197	4:08.90	57	5:26.19	141	6:36.99	94	7:54.07								
94	1:56.63	141	2:46.73	81	4:09.84	68	5:27.58	57	6:38.11	79	7:55.59								
95	2:00.22	90	2:47.16	68	4:12.26	71	5:27.91	68	6:41.56	68	7:56.47								
63	2:04.56	81	2:49.55	57	4:13.18	23	5:29.65	11	6:41.98	58	7:56.67								
		68	2:55.76	58	4:19.38	81	5:29.81	94	6:43.53	63	7:57.20								
		197	2:58.81	94	4:19.68	27	5:29.97	58	6:45.49	141	7:58.16								
		57	3:00.87	56	4:21.11	58	5:31.58	56	6:47.21	56	7:59.95								
		56	3:07.02	53	4:24.78	94	5:31.76	63	6:47.29	99	8:00.27								
		58	3:07.22	23	4:24.79	56	5:34.06	81	6:51.38	120	8:01.50								
		94	3:07.48	27	4:25.83	63	5:36.64	71	6:56.07	81	8:11.79								
		53	3:09.56	63	4:26.51	11	5:37.83	120	6:56.50	53	8:16.76								
		63	3:14.98	11	4:36.28	53	5:42.03	53	6:58.89	71	8:23.49								
		23	3:21.10			120	5:50.47												
		95	3:21.84																
		27	3:22.10																





## RESULT - RACE 11

PI	No	CI	Name	Car	Lap	Time	Behind	MPH	Best Lap on	MPH
1	59		Xavier KINGSLAND	Staride MK3	15	15:27.53		78.50	1:00.92	9 79.68
2	6		Darrell WOODS	Cooper MK12	15	15:28.36	0.83	78.43	1:00.44	9 80.32
3	31		Mike FOWLER	Cooper MK5	15	15:34.92	7.39	77.88	1:01.25	4 79.25
4	67		Gordon RUSSELL	Mackson F3 500	15	15:40.53	13.00	77.42	1:01.93	2 78.38
5	87		Andrew TURNER	Cooper MK6	15	16:03.23	35.70	75.59	1:03.10	13 76.93
6	86		John TURNER	Cooper MK9	15	16:04.94	37.41	75.46	1:03.22	10 76.78
7	7		Nigel CHALLIS	Cooper MK8	15	16:31.28	1:03.75	73.45	1:04.53	4 75.22
8	4		Roy WRIGHT	Flash Special	15	16:31.76	1:04.23	73.42	1:04.88	10 74.82
9	15		JB JONES	Cousy No 2	15	16:34.10	1:06.57	73.25	1:04.81	7 74.90
10	57		Andy RAYNOR	Cooper MK5	14	16:37.81	1 Lap	68.11	1:07.74	2 71.66

### AWARDS

1	59	Xavier KINGSLAND
2	6	Darrell WOODS (AND FIRST CLASS P3)
3	31	Mike FOWLER

Start Time : 16:52

Mallory Park 14 Aug 17 10:17

Clerk of Course:

Time Issued:

Chief Timekeeper:

THESE RESULTS ARE PROVISIONAL UNTIL THE CONCLUSION OF ANY JUDICIAL AND TECHNICAL MATTERS

Timing by HS Sports Ltd - Results and Lap Times at [www.theresultslive.co.uk/vintage-sports-car-club](http://www.theresultslive.co.uk/vintage-sports-car-club)



## FORMULA 3 (500) CARS

### RESULT - RACE 11

PI	No	CI	Name	Car	Laps	Time	Behind	MPH	Best Lap on	MPH
1	59		Xavier KINGSLAND	Staride MK3	15	15:27.53		78.50	1:00.92	9 79.68
2	6		Darrell WOODS	Cooper MK12	15	15:28.36	0.83	78.43	1:00.44	9 80.32
3	31		Mike FOWLER	Cooper MK5	15	15:34.92	7.39	77.88	1:01.25	4 79.25
4	67		Gordon RUSSELL	Mackson F3 500	15	15:40.53	13.00	77.42	1:01.93	2 78.38
5	87		Andrew TURNER	Cooper MK6	15	16:03.23	35.70	75.59	1:03.10	13 76.93
6	86		John TURNER	Cooper MK9	15	16:04.94	37.41	75.46	1:03.22	10 76.78
7	7		Nigel CHALLIS	Cooper MK8	15	16:31.28	1:03.75	73.45	1:04.53	4 75.22
8	4		Roy WRIGHT	Flash Special	15	16:31.76	1:04.23	73.42	1:04.88	10 74.82
9	15		JB JONES	Cousy No 2	15	16:34.10	1:06.57	73.25	1:04.81	7 74.90
10	57		Andy RAYNOR	Cooper MK5	14	16:37.81	1 Lap	68.11	1:07.74	2 71.66
<b><u>Not-Classified</u></b>										
	16		Stuart WRIGHT	Cooper MK11	13	13:39.42	DNF	77.01	1:00.62	9 80.08
	51		Alan CROFT	JP	11	13:20.96	DNF	66.67	1:11.79	5 67.62
	17		Richard DE LA ROCHE	Cooper MK5	3	3:19.66	DNF	72.94	1:01.86	2 78.47

#### **Fastest Lap**

6	Darrell WOODS	Cooper MK12	1:00.44	9 80.32
---	---------------	-------------	---------	---------

Start Time : 16:52

Mallory Park

12 Aug 17 17:10

Clerk of Course:

Time Issued:

Chief Timekeeper:

THESE RESULTS ARE PROVISIONAL UNTIL THE CONCLUSION OF ANY JUDICIAL AND TECHNICAL MATTERS


Timing by HS Sports Ltd - Results and Lap Times at [www.theresultslive.co.uk/vintage-sports-car-club](http://www.theresultslive.co.uk/vintage-sports-car-club)

# RACE GRID

## FORMULA 3 (500) CARS

### RACE 11

ROW 8	<b>36</b> 01:12.020 Kerry HORAN	
ROW 7	<b>57</b> 01:09.060 Andy RAYNOR	<b>51</b> 01:11.910 Alan CROFT
ROW 6	<b>7</b> 01:04.440 Nigel CHALLIS	<b>15</b> 01:05.050 JB JONES
ROW 5	<b>4</b> 01:03.170 Roy WRIGHT	<b>87</b> 01:03.330 Andrew TURNER
ROW 4	<b>86</b> 01:02.720 John TURNER	<b>8</b> 01:02.740 Roy HUNT
ROW 3	<b>6</b> 01:01.490 Darrell WOODS	<b>67</b> 01:01.780 Gordon RUSSELL
ROW 2	<b>31</b> 01:00.940 Mike FOWLER	<b>17</b> 01:00.990 Richard DE LA ROCHE
ROW 1	<b>59</b> 01:00.570 Xavier KINGSLAND	<b>16</b> 01:00.580 Stuart WRIGHT
<b>POLE</b>		



# FORMULA 3 (500) CARS

## LAP TIMES - RACE 11

---

### 4 Roy WRIGHT

Lap	1	2	3	4	5	6	7	8	9	10
1	1:12.98	1:05.41	1:05.05	1:05.19	1:04.98	1:05.87	1:06.06	1:06.84	1:05.63	1:04.88
11	1:06.14	1:05.77	1:05.95	1:05.66	1:05.35					

---

### 6 Darrell WOODS

Lap	1	2	3	4	5	6	7	8	9	10
1	1:07.51	1:02.08	1:02.23	1:01.64	1:01.87	1:02.30	1:01.25	1:01.11	1:00.44	1:02.08
11	1:02.14	1:01.58	1:00.61	1:01.08	1:00.44					

---

### 7 Nigel CHALLIS

Lap	1	2	3	4	5	6	7	8	9	10
1	1:12.40	1:05.43	1:05.02	1:04.53	1:05.60	1:06.22	1:05.89	1:06.47	1:06.23	1:04.91
11	1:05.99	1:05.88	1:05.38	1:06.09	1:05.24					

---

### 15 JB JONES

Lap	1	2	3	4	5	6	7	8	9	10
1	1:10.83	1:05.70	1:04.94	1:05.10	1:06.90	1:06.78	1:04.81	1:07.33	1:06.04	1:05.17
11	1:05.20	1:06.60	1:05.60	1:06.00	1:07.10					

---

### 16 Stuart WRIGHT

Lap	1	2	3	4	5	6	7	8	9	10
1	1:05.21	1:01.56	1:01.36	1:01.17	1:01.15	1:01.23	1:01.27	1:01.16	1:00.62	1:00.75
11	1:00.84	1:06.74	1:16.36							

---

### 17 Richard DE LA ROCHE

Lap	1	2	3	4	5	6	7	8	9	10
1	1:05.79	1:01.86	1:12.01							

---

### 31 Mike FOWLER

Lap	1	2	3	4	5	6	7	8	9	10
1	1:05.94	1:01.86	1:01.64	1:01.25	1:01.30	1:01.92	1:02.24	1:01.93	1:02.12	1:01.97
11	1:02.40	1:01.62	1:03.00	1:02.64	1:03.09					

---

### 51 Alan CROFT

Lap	1	2	3	4	5	6	7	8	9	10
1	1:19.25	1:12.43	1:11.90	1:12.04	1:11.79	1:12.02	1:12.86	1:12.56	1:11.80	1:12.15
11	1:12.16									

---

### 57 Andy RAYNOR

Lap	1	2	3	4	5	6	7	8	9	10
1	1:15.31	1:07.74	1:08.47	1:08.49	1:08.56	1:08.55	1:08.88	1:13.78	1:12.28	1:09.33
11	1:12.67	1:10.06	1:17.94	1:15.75						

---

### 59 Xavier KINGSLAND

Lap	1	2	3	4	5	6	7	8	9	10
1	1:05.50	1:02.27	1:00.98	1:01.14	1:01.07	1:01.59	1:02.32	1:01.25	1:00.92	1:01.33
11	1:01.17	1:01.53	1:02.33	1:02.88	1:01.25					

---

**67 Gordon RUSSELL**

<b>Lap</b>	<b>1</b>	<b>2</b>	<b>3</b>	<b>4</b>	<b>5</b>	<b>6</b>	<b>7</b>	<b>8</b>	<b>9</b>	<b>10</b>
1	1:07.13	1:01.93	1:02.32	1:01.97	1:02.78	1:02.44	1:02.41	1:02.67	1:02.48	1:02.46
11	1:02.37	1:02.57	1:02.42	1:02.46	1:02.12					

---

**86 John TURNER**

<b>Lap</b>	<b>1</b>	<b>2</b>	<b>3</b>	<b>4</b>	<b>5</b>	<b>6</b>	<b>7</b>	<b>8</b>	<b>9</b>	<b>10</b>
1	1:09.23	1:04.62	1:05.55	1:03.68	1:03.98	1:03.46	1:03.57	1:03.47	1:04.41	1:03.22
11	1:03.36	1:04.55	1:04.02	1:04.29	1:03.53					

---

**87 Andrew TURNER**

<b>Lap</b>	<b>1</b>	<b>2</b>	<b>3</b>	<b>4</b>	<b>5</b>	<b>6</b>	<b>7</b>	<b>8</b>	<b>9</b>	<b>10</b>
1	1:09.48	1:04.49	1:04.82	1:03.32	1:03.12	1:03.77	1:03.74	1:03.79	1:03.56	1:03.51
11	1:04.36	1:03.31	1:03.10	1:04.59	1:04.27					

---

# Lap Chart

## FORMULA 3 (500) CARS - RACE 11

Lap 1		Lap 2		Lap 3		Lap 4		Lap 5		Lap 6		Lap 7		Lap 8		Lap 9		Lap 10	
No	Time	No	Time	No	Time	No	Time	No	Time	No	Time	No	Time	No	Time	No	Time	No	Time
16	1:05.21	16	2:06.77	16	3:08.13	16	4:09.30	16	5:10.45	16	6:11.68	16	7:12.95	16	8:14.11	16	9:14.73	16	10:15.48
59	1:05.50	17	2:07.65	59	3:08.75	59	4:09.89	59	5:10.96	59	6:12.55	59	7:14.87	59	8:16.12	59	9:17.04	59	10:18.37
17	1:05.79	59	2:07.77	31	3:09.44	31	4:10.69	31	5:11.99	31	6:13.91	31	7:16.15	31	8:18.08	57	9:19.78 *1	31	10:22.17
31	1:05.94	31	2:07.80	67	3:11.38	67	4:13.35	6	5:15.33	6	6:17.63	6	7:18.88	6	8:19.99	31	9:20.20	6	10:22.51
67	1:07.13	67	2:09.06	6	3:11.82	6	4:13.46	67	5:16.13	67	6:18.57	51	7:19.43 *1	67	8:23.65	6	9:20.43	67	10:28.59
6	1:07.51	6	2:09.59	87	3:18.79	87	4:22.11	87	5:25.23	87	6:29.00	67	7:20.98	51	8:32.29 *1	67	9:26.13	57	10:32.06 *1
86	1:09.23	86	2:13.85	86	3:19.40	86	4:23.08	86	5:27.06	86	6:30.52	87	7:32.74	87	8:36.53	87	9:40.09	87	10:43.60
87	1:09.48	87	2:13.97	17	3:19.66	15	4:26.57	7	5:32.98	7	6:39.20	86	7:34.09	86	8:37.56	86	9:41.97	86	10:45.19
15	1:10.83	15	2:16.53	15	3:21.47	7	4:27.38	15	5:33.47	4	6:39.48	15	7:45.06	7	8:51.56	51	9:44.85 *1	51	10:56.65 *1
7	1:12.40	7	2:17.83	7	3:22.85	4	4:28.63	4	5:33.61	15	6:40.25	7	7:45.09	4	8:52.38	7	9:57.79	7	11:02.70
4	1:12.98	4	2:18.39	4	3:23.44	57	4:40.01	57	5:48.57	57	6:57.12	4	7:45.54	15	8:52.39	4	9:58.01	4	11:02.89
57	1:15.31	57	2:23.05	57	3:31.52	51	4:55.62	51	6:07.41			57	8:06.00			15	9:58.43	15	11:03.60
51	1:19.25	51	2:31.68	51	3:43.58														

# Lap Chart

## FORMULA 3 (500) CARS - RACE 11

Lap 11		Lap 12		Lap 13		Lap 14		Lap 15		Lap 16		Lap 17		Lap 18		Lap 19		Lap 20	
No	Time	No	Time	No	Time	No	Time	No	Time	No	Time	No	Time	No	Time	No	Time	No	Time
16	11:16.32	59	12:21.07	59	13:23.40	59	14:26.28	59	15:27.53										
59	11:19.54	16	12:23.06	6	13:26.84	6	14:27.92	6	15:28.36										
31	11:24.57	31	12:26.19	31	13:29.19	31	14:31.83	31	15:34.92										
6	11:24.65	6	12:26.23	67	13:35.95	67	14:38.41	67	15:40.53										
67	11:30.96	67	12:33.53	16	13:39.42	87	14:58.96	87	16:03.23										
57	11:41.39 *1	87	12:51.27	87	13:54.37	86	15:01.41	86	16:04.94										
87	11:47.96	86	12:53.10	86	13:57.12	57	15:22.06 *1	7	16:31.28										
86	11:48.55	57	12:54.06 *1	57	14:04.12 *1	7	15:26.04	4	16:31.76										
7	12:08.69	7	13:14.57	7	14:19.95	4	15:26.41	15	16:34.10										
15	12:08.80	4	13:14.80	4	14:20.75	15	15:27.00	57	16:37.81 *1										
51	12:08.80 *1	15	13:15.40	15	14:21.00														
4	12:09.03	51	13:20.96 *1																



## SPECIAL PRE-WAR SPORTS CARS (VSCC SET 4)

### RESULT - RACE 12

PI	No	CI	Name	Car	Lap	Time	Behind	MPH	Best Lap on	MPH	Handica
1	98		Edward WILLIAMS	Frazer Nash Super Sports	15	15:21.85		78.99	1:00.35	8	80.43
2	126		Patrick BLAKENEY-EDWARDS	Frazer Nash Super Sports	15	15:23.31	1.46	78.86	1:00.03	8	80.86
3	30		Michael JAMES	Riley 12/4 TT Sprite Rep	15	15:40.22	18.37	77.44	1:01.47	15	78.97
4	32		Richard ILIFFE	Riley Elf	15	15:41.22	19.37	77.36	1:00.94	2	79.66 27.12
5	22		Tim KNELLER	Riley TT Sprite	15	16:11.64	49.79	74.94	1:03.07	14	76.97 25.59
6	54		James WHITMORE	Riley 12/4 Special	14	15:39.32	1 Lap	72.35	1:05.45	9	74.17 23.02
7	36		Mark WALKER	GN Thunderbug	14	15:41.90	1 Lap	72.15	1:05.99	2	73.56 18.04 *
8	44		Alexander HEWITSON	Riley 12/4 Special	14	16:01.25	1 Lap	70.70	1:06.46	14	73.04 30.81
9	78		Nicholas MORLEY	Lagonda LG45 Open 2	13	15:50.33	2 Laps	66.40	1:11.22	13	68.16 24.47
10	64		Paul WESTON	Frazer Nash TT Replica	12	15:30.87	3 Laps	62.58	1:14.70	3	64.98 34.47
11	75		Leonard LORD	Riley Falcon	12	15:53.91	3 Laps	61.07	1:17.19	9	62.89 27.63
12	76		Christopher EDMONDSON	MG C Type	12	16:09.08	3 Laps	60.11	1:18.46	11	61.87 27.56
13	6		Dougal CAWLEY	GN/Ford Piglet	12	16:20.81	3 Laps	59.39	1:00.56	6	80.16 254.09

#### AWARDS

WINNER OF THE MALLORY PARK TROPHY, FIRST CLASS B & FIRST VINTAGE CAR – 98 Edward WILLIAMS

- 2 126 Patrick BLAKENEY-EDWARDS
- 3 30 Michael JAMES

FIRST CLASS D – 32 Richard ILIFFE

FIRST ON HANDICAP – 36 Mark WALKER

Start Time : 17:16

Mallory Park 14 Aug 17 10:18

Clerk of Course:

Time Issued:

Chief Timekeeper:

THESE RESULTS ARE PROVISIONAL UNTIL THE CONCLUSION OF ANY JUDICIAL AND TECHNICAL MATTERS

Timing by HS Sports Ltd - Results and Lap Times at [www.theresultslive.co.uk/vintage-sports-car-club](http://www.theresultslive.co.uk/vintage-sports-car-club)





## SPECIAL PRE-WAR SPORTS CARS (VSCC SET 4)

### RESULT - RACE 12

PI	No	CI	Name	Car	Laps	Time	Behind	MPH	Best Lap on	MPH Handicap
1	98		Edward WILLIAMS	Frazer Nash Super Sports	15	15:21.85		78.99	1:00.35	8 80.43
2	126		Patrick BLAKENEY-EDWARDS	Frazer Nash Super Sports	15	15:23.31	1.46	78.86	1:00.03	8 80.86
3	30		Michael JAMES	Riley 12/4 TT Sprite Rep	15	15:40.22	18.37	77.44	1:01.47	15 78.97
4	32		Richard ILIFFE	Riley Elf	15	15:41.22	19.37	77.36	1:00.94	2 79.66 27.12
5	22		Tim KNELLER	Riley TT Sprite	15	16:11.64	49.79	74.94	1:03.07	14 76.97 25.59
6	54		James WHITMORE	Riley 12/4 Special	14	15:39.32	1 Lap	72.35	1:05.45	9 74.17 23.02
7	36		Mark WALKER	GN Thunderbug	14	15:41.90	1 Lap	72.15	1:05.99	2 73.56 18.04 *
8	44		Alexander HEWITSON	Riley 12/4 Special	14	16:01.25	1 Lap	70.70	1:06.46	14 73.04 30.81
9	78		Nicholas MORLEY	Lagonda LG45 Open 2 Sea	13	15:50.33	2 Laps	66.40	1:11.22	13 68.16 24.47
10	64		Paul WESTON	Frazer Nash TT Replica	12	15:30.87	3 Laps	62.58	1:14.70	3 64.98 34.47
11	75		Leonard LORD	Riley Falcon	12	15:53.91	3 Laps	61.07	1:17.19	9 62.89 27.63
12	76		Christopher EDMONDSON	MG C Type	12	16:09.08	3 Laps	60.11	1:18.46	11 61.87 27.56
13	6		Dougal CAWLEY	GN/Ford Piglet	12	16:20.81	3 Laps	59.39	1:00.56	6 80.16 254.09

#### Not-Classified

43	Rupert MANN	Riley Special	8	9:40.04	DNF	66.95	1:10.44	2	68.91
25	Tom WATERFIELD	GN Special	7	7:25.85	DNF	76.21	1:01.31	6	79.18
24	Tim RIDES	Riley The Jones Riley	4	4:30.70	DNF	71.73	1:05.45	3	74.17

#### Fastest Lap

126	Patrick BLAKENEY-EDWARDS	Frazer Nash Super Spor					1:00.03	8	80.86
-----	--------------------------	------------------------	--	--	--	--	---------	---	-------

Start Time : 17:16

Mallory Park

12 Aug 17 17:38

Clerk of Course:

Time Issued:

Chief Timekeeper:

THESE RESULTS ARE PROVISIONAL UNTIL THE CONCLUSION OF ANY JUDICIAL AND TECHNICAL MATTERS

Timing by HS Sports Ltd - Results and Lap Times at [www.theresultslive.co.uk/vintage-sports-car-club](http://www.theresultslive.co.uk/vintage-sports-car-club)

# RACE GRID

## SPECIAL PRE-WAR SPORTS CARS (VSCC SET 4)

### RACE 12 - AMENDED

ROW 14

ROW 13

**192** Stephen RIDDINGTON

ROW 12

**75** 01:19.100  
Leonard LORD

**76** 01:20.650  
Christopher EDMONDSO

ROW 11

**43** 01:12.380  
Rupert MANN

**78** 01:14.600  
Nicholas MORLEY

ROW 10

**64** 01:10.010  
Paul WESTON

**44** 01:10.390  
Alexander HEWITSON

ROW 9

**35** 01:09.070  
Ross KEELING

**39** 01:09.670  
Jeffrey EDWARDS

ROW 8

**21** 01:07.290  
Jo BLAKENEY-EDWARD

**54** 01:07.940  
James WHITMORE

ROW 7

**24** 01:07.060  
Tim RIDES

**36** 01:07.280  
Mark WALKER

ROW 6

**28** 01:05.360  
David LEWIS

**40** 01:06.520  
Robert MIDDLETON

ROW 5

**29** 01:04.650  
Mark BRETT

**125** 01:05.150  
Hughie WALKER

ROW 4

**111** 01:04.130  
Tony SEBER

**6** 01:04.320  
Dougal CAWLEY

ROW 3

**32** 01:03.570  
Richard ILIFFE

**22** 01:03.730  
Tim KNELLER

ROW 2

**30** 01:02.320  
Michael JAMES

**25** 01:03.390  
Tom WATERFIELD

ROW 1

**126** 01:00.180  
Patrick BLAKENEY-EDW

**98** 01:01.340  
Edward WILLIAMS

POLE

# SPECIAL PRE-WAR SPORTS CARS (VSCC SET 4)

## LAP TIMES - RACE 12

---

**6 Dougal CAWLEY**

Lap	1	2	3	4	5	6	7	8	9	10
1	1:09.42	1:01.13	1:01.55	1:01.63	1:01.23	1:00.56	1:00.63	1:01.50	4:54.39	1:03.02
11	1:02.65	1:03.10								

---

**22 Tim KNELLER**

Lap	1	2	3	4	5	6	7	8	9	10
1	1:11.67	1:03.92	1:04.17	1:04.26	1:05.13	1:05.96	1:04.50	1:03.70	1:05.30	1:03.98
11	1:04.25	1:03.72	1:04.93	1:03.07	1:03.08					

---

**24 Tim RIDES**

Lap	1	2	3	4	5	6	7	8	9	10
1	1:14.01	1:05.53	1:05.45	1:05.71						

---

**25 Tom WATERFIELD**

Lap	1	2	3	4	5	6	7	8	9	10
1	1:10.21	1:01.59	1:01.58	1:01.61	1:01.90	1:01.31	1:07.65			

---

**30 Michael JAMES**

Lap	1	2	3	4	5	6	7	8	9	10
1	1:08.79	1:01.56	1:01.51	1:02.26	1:01.84	1:06.32	1:02.16	1:01.86	1:01.90	1:02.24
11	1:02.77	1:01.79	1:01.84	1:01.91	1:01.47					

---

**32 Richard ILIFFE**

Lap	1	2	3	4	5	6	7	8	9	10
1	1:11.57	1:00.94	1:01.23	1:01.53	1:02.00	1:01.89	1:03.22	1:01.34	1:02.33	1:01.73
11	1:01.94	1:02.95	1:01.85	1:04.51	1:02.19					

---

**36 Mark WALKER**

Lap	1	2	3	4	5	6	7	8	9	10
1	1:16.18	1:05.99	1:06.12	1:06.12	1:07.07	1:06.77	1:07.19	1:06.51	1:07.09	1:06.26
11	1:06.79	1:06.43	1:06.27	1:07.11						

---

**43 Rupert MANN**

Lap	1	2	3	4	5	6	7	8	9	10
1	1:23.78	1:10.44	1:11.17	1:10.82	1:11.17	1:11.07	1:10.55	1:11.04		

---

**44 Alexander HEWITSON**

Lap	1	2	3	4	5	6	7	8	9	10
1	1:21.90	1:07.80	1:07.73	1:07.65	1:07.41	1:07.90	1:08.01	1:08.68	1:07.61	1:09.61
11	1:07.08	1:06.47	1:06.94	1:06.46						

---

**54 James WHITMORE**

Lap	1	2	3	4	5	6	7	8	9	10
1	1:14.74	1:06.04	1:06.45	1:07.14	1:07.19	1:07.70	1:06.69	1:06.40	1:05.45	1:06.23
11	1:06.63	1:06.36	1:06.43	1:05.87						

---

**64 Paul WESTON**

Lap	1	2	3	4	5	6	7	8	9	10
1	1:29.59	1:15.12	1:14.70	1:17.02	1:17.96	1:17.02	1:17.96	1:17.62	1:16.20	1:15.48

11 1:16.03 1:16.17

---

**75 Leonard LORD**

Lap	1	2	3	4	5	6	7	8	9	10
1	1:31.31	1:18.61	1:18.25	1:19.14	1:19.16	1:19.89	1:18.40	1:17.51	1:17.19	1:18.17
11	1:17.98	1:18.30								

---

**76 Christopher EDMONDSON**

Lap	1	2	3	4	5	6	7	8	9	10
1	1:32.98	1:19.19	1:19.17	1:21.38	1:19.92	1:19.92	1:20.58	1:18.50	1:19.12	1:20.77
11	1:18.46	1:19.09								

---

**78 Nicholas MORLEY**

Lap	1	2	3	4	5	6	7	8	9	10
1	1:22.77	1:11.35	1:12.37	1:11.68	1:11.89	1:15.57	1:11.74	1:12.04	1:12.31	1:12.26
11	1:12.59	1:12.54	1:11.22							

---

**98 Edward WILLIAMS**

Lap	1	2	3	4	5	6	7	8	9	10
1	1:08.10	1:00.79	1:01.04	1:01.24	1:01.64	1:01.05	1:01.39	1:00.35	1:01.41	1:00.80
11	1:00.49	1:00.66	1:00.82	1:01.16	1:00.91					

---

**126 Patrick BLAKENEY-EDWARDS**

Lap	1	2	3	4	5	6	7	8	9	10
1	1:09.19	1:02.28	1:01.44	1:02.05	1:00.85	1:00.14	1:00.60	1:00.03	1:00.86	1:01.14
11	1:00.21	1:01.74	1:01.25	1:00.18	1:01.35					

---

# Lap Chart

## SPECIAL PRE-WAR SPORTS CARS (VSCC SET 4) - RACE 12

Lap 1		Lap 2		Lap 3		Lap 4		Lap 5		Lap 6		Lap 7		Lap 8		Lap 9		Lap 10	
No	Time	No	Time	No	Time	No	Time	No	Time	No	Time	No	Time	No	Time	No	Time	No	Time
98	1:08.10	98	2:08.89	98	3:09.93	98	4:11.17	98	5:12.81	98	6:13.86	98	7:15.25	98	8:15.60	98	9:17.01	98	10:17.81
30	1:08.79	30	2:10.35	30	3:11.86	76	4:11.34 *1	6	5:14.96	6	6:15.52	6	7:16.15	126	8:16.58	44	9:17.08 *1	126	10:18.58
126	1:09.19	6	2:10.55	6	3:12.10	6	4:13.73	126	5:15.81	126	6:15.95	126	7:16.55	6	8:17.65	126	9:17.44	44	10:24.69 *1
6	1:09.42	126	2:11.47	126	3:12.91	30	4:14.12	30	5:15.96	25	6:18.20	43	7:18.45 *1	32	8:23.72	75	9:24.76 *2	64	10:26.99 *2
25	1:10.21	25	2:11.80	25	3:13.38	126	4:14.96	64	5:16.43 *1	32	6:19.16	32	7:22.38	30	8:26.30	32	9:26.05	32	10:27.78
32	1:11.57	32	2:12.51	32	3:13.74	25	4:14.99	25	5:16.89	30	6:22.28	30	7:24.44	43	8:29.00 *1	30	9:28.20	30	10:30.44
22	1:11.67	22	2:15.59	22	3:19.76	32	4:15.27	32	5:17.27	64	6:34.39 *1	78	7:25.63 *1	78	8:37.37 *1	76	9:33.14 *2	75	10:42.27 *2
24	1:14.01	24	2:19.54	24	3:24.99	22	4:24.02	75	5:27.31 *1	22	6:35.11	25	7:25.85	22	8:43.31	43	9:40.04 *1	76	10:51.64 *2
54	1:14.74	54	2:20.78	54	3:27.23	24	4:30.70	22	5:29.15	75	6:46.47 *1	22	7:39.61	36	9:01.95	22	9:48.61	22	10:52.59
36	1:16.18	36	2:22.17	36	3:28.29	54	4:34.37	76	5:32.72 *1	36	6:48.25	64	7:51.41 *1	54	9:02.35	78	9:49.41 *1	78	11:01.72 *1
44	1:21.90	44	2:29.70	44	3:37.43	36	4:34.41	36	5:41.48	54	6:49.26	36	7:55.44	64	9:09.37 *1	54	10:07.80	54	11:14.03
78	1:22.77	78	2:34.12	43	3:45.39	44	4:45.08	54	5:41.56	76	6:52.64 *1	54	7:55.95			36	10:09.04	36	11:15.30
43	1:23.78	43	2:34.22	78	3:46.49	43	4:56.21	44	5:52.49	44	7:00.39	75	8:06.36 *1						
64	1:29.59	64	2:44.71	64	3:59.41	78	4:58.17	43	6:07.38			44	8:08.40						
75	1:31.31	75	2:49.92	75	4:08.17			78	6:10.06			76	8:12.56 *1						
76	1:32.98	76	2:52.17																

# Lap Chart

## SPECIAL PRE-WAR SPORTS CARS (VSCC SET 4) - RACE 12

Lap 11		Lap 12		Lap 13		Lap 14		Lap 15		Lap 16		Lap 17		Lap 18		Lap 19		Lap 20	
No	Time	No	Time	No	Time	No	Time	No	Time	No	Time	No	Time	No	Time	No	Time	No	Time
98	11:18.30	98	12:18.96	98	13:19.78	98	14:20.94	98	15:21.85										
126	11:18.79	126	12:20.53	126	13:21.78	126	14:21.96	126	15:23.31										
32	11:29.72	54	12:20.66 *1	78	13:26.57 *2	54	14:33.45 *1	64	15:30.87 *3										
30	11:33.21	36	12:22.09 *1	54	13:27.02 *1	36	14:34.79 *1	54	15:39.32 *1										
44	11:34.30 *1	32	12:32.67	36	13:28.52 *1	75	14:35.61 *3	30	15:40.22										
64	11:43.19 *2	30	12:35.00	76	13:31.53 *3	30	14:38.75	32	15:41.22										
22	11:56.84	44	12:41.38 *1	32	13:34.52	32	14:39.03	36	15:41.90 *1										
75	11:59.46 *2	64	12:58.67 *2	30	13:36.84	78	14:39.11 *2	78	15:50.33 *2										
76	12:10.76 *2	22	13:00.56	44	13:47.85 *1	76	14:49.99 *3	75	15:53.91 *3										
78	12:13.98 *1	6	13:12.04 *3	22	14:05.49	44	14:54.79 *1	44	16:01.25 *1										
		75	13:17.63 *2	64	14:14.70 *2	22	15:08.56	76	16:09.08 *3										
				6	14:15.06 *3	6	15:17.71 *3	22	16:11.64										
								6	16:20.81 *3										



## SPECIAL PRE-WAR SPORTS CARS (VSCC SET 4)

### RESULT - RACE 12

PI	No	CI	Name	Car	Laps	Time	Behind	MPH	Best Lap on	MPH Handicap
1	98		Edward WILLIAMS	Frazer Nash Super Sports	15	15:21.85		78.99	1:00.35	8 80.43
2	126		Patrick BLAKENEY-EDWARDS	Frazer Nash Super Sports	15	15:23.31	1.46	78.86	1:00.03	8 80.86
3	30		Michael JAMES	Riley 12/4 TT Sprite Rep	15	15:40.22	18.37	77.44	1:01.47	15 78.97
4	32		Richard ILIFFE	Riley Elf	15	15:41.22	19.37	77.36	1:00.94	2 79.66 27.12
5	22		Tim KNELLER	Riley TT Sprite	15	16:11.64	49.79	74.94	1:03.07	14 76.97 25.59
6	54		James WHITMORE	Riley 12/4 Special	14	15:39.32	1 Lap	72.35	1:05.45	9 74.17 23.02
7	36		Mark WALKER	GN Thunderbug	14	15:41.90	1 Lap	72.15	1:05.99	2 73.56 18.04 *
8	44		Alexander HEWITSON	Riley 12/4 Special	14	16:01.25	1 Lap	70.70	1:06.46	14 73.04 30.81
9	78		Nicholas MORLEY	Lagonda LG45 Open 2 Sea	13	15:50.33	2 Laps	66.40	1:11.22	13 68.16 24.47
10	64		Paul WESTON	Frazer Nash TT Replica	12	15:30.87	3 Laps	62.58	1:14.70	3 64.98 34.47
11	75		Leonard LORD	Riley Falcon	12	15:53.91	3 Laps	61.07	1:17.19	9 62.89 27.63
12	76		Christopher EDMONDSON	MG C Type	12	16:09.08	3 Laps	60.11	1:18.46	11 61.87 27.56
13	6		Dougal CAWLEY	GN/Ford Piglet	12	16:20.81	3 Laps	59.39	1:00.56	6 80.16 254.09
<b><u>Not-Classified</u></b>										
	43		Rupert MANN	Riley Special	8	9:40.04	DNF	66.95	1:10.44	2 68.91
	25		Tom WATERFIELD	GN Special	7	7:25.85	DNF	76.21	1:01.31	6 79.18
	24		Tim RIDES	Riley The Jones Riley	4	4:30.70	DNF	71.73	1:05.45	3 74.17

#### Fastest Lap

126 Patrick BLAKENEY-EDWARDS Frazer Nash Super Spor 1:00.03 8 80.86

Start Time : 17:16

Mallory Park

12 Aug 17 17:38

Clerk of Course:

Time Issued:

Chief Timekeeper:

THESE RESULTS ARE PROVISIONAL UNTIL THE CONCLUSION OF ANY JUDICIAL AND TECHNICAL MATTERS

Timing by HS Sports Ltd - Results and Lap Times at [www.theresultslive.co.uk/vintage-sports-car-club](http://www.theresultslive.co.uk/vintage-sports-car-club)

# RACE GRID

## SPECIAL PRE-WAR SPORTS CARS (VSCC SET 4)

### RACE 12 - AMENDED

ROW 14			
ROW 13	<b>192</b> Stephen RIDDINGTON		
ROW 12	<b>75</b> 01:19.100 Leonard LORD		<b>76</b> 01:20.650 Christopher EDMONDSO
ROW 11	<b>43</b> 01:12.380 Rupert MANN		<b>78</b> 01:14.600 Nicholas MORLEY
ROW 10	<b>64</b> 01:10.010 Paul WESTON		<b>44</b> 01:10.390 Alexander HEWITSON
ROW 9	<b>35</b> 01:09.070 Ross KEELING		<b>39</b> 01:09.670 Jeffrey EDWARDS
ROW 8	<b>21</b> 01:07.290 Jo BLAKENEY-EDWARD		<b>54</b> 01:07.940 James WHITMORE
ROW 7	<b>24</b> 01:07.060 Tim RIDES		<b>36</b> 01:07.280 Mark WALKER
ROW 6	<b>28</b> 01:05.360 David LEWIS		<b>40</b> 01:06.520 Robert MIDDLETON
ROW 5	<b>29</b> 01:04.650 Mark BRETT		<b>125</b> 01:05.150 Hughie WALKER
ROW 4	<b>111</b> 01:04.130 Tony SEBER		<b>6</b> 01:04.320 Dougal CAWLEY
ROW 3	<b>32</b> 01:03.570 Richard ILIFFE		<b>22</b> 01:03.730 Tim KNELLER
ROW 2	<b>30</b> 01:02.320 Michael JAMES		<b>25</b> 01:03.390 Tom WATERFIELD
ROW 1	<b>126</b> 01:00.180 Patrick BLAKENEY-EDW		<b>98</b> 01:01.340 Edward WILLIAMS

POLE



# SPECIAL PRE-WAR SPORTS CARS (VSCC SET 4)

## LAP TIMES - RACE 12

---

**6 Dougal CAWLEY**

Lap	1	2	3	4	5	6	7	8	9	10
1	1:09.42	1:01.13	1:01.55	1:01.63	1:01.23	1:00.56	1:00.63	1:01.50	4:54.39	1:03.02
11	1:02.65	1:03.10								

---

**22 Tim KNELLER**

Lap	1	2	3	4	5	6	7	8	9	10
1	1:11.67	1:03.92	1:04.17	1:04.26	1:05.13	1:05.96	1:04.50	1:03.70	1:05.30	1:03.98
11	1:04.25	1:03.72	1:04.93	1:03.07	1:03.08					

---

**24 Tim RIDES**

Lap	1	2	3	4	5	6	7	8	9	10
1	1:14.01	1:05.53	1:05.45	1:05.71						

---

**25 Tom WATERFIELD**

Lap	1	2	3	4	5	6	7	8	9	10
1	1:10.21	1:01.59	1:01.58	1:01.61	1:01.90	1:01.31	1:07.65			

---

**30 Michael JAMES**

Lap	1	2	3	4	5	6	7	8	9	10
1	1:08.79	1:01.56	1:01.51	1:02.26	1:01.84	1:06.32	1:02.16	1:01.86	1:01.90	1:02.24
11	1:02.77	1:01.79	1:01.84	1:01.91	1:01.47					

---

**32 Richard ILIFFE**

Lap	1	2	3	4	5	6	7	8	9	10
1	1:11.57	1:00.94	1:01.23	1:01.53	1:02.00	1:01.89	1:03.22	1:01.34	1:02.33	1:01.73
11	1:01.94	1:02.95	1:01.85	1:04.51	1:02.19					

---

**36 Mark WALKER**

Lap	1	2	3	4	5	6	7	8	9	10
1	1:16.18	1:05.99	1:06.12	1:06.12	1:07.07	1:06.77	1:07.19	1:06.51	1:07.09	1:06.26
11	1:06.79	1:06.43	1:06.27	1:07.11						

---

**43 Rupert MANN**

Lap	1	2	3	4	5	6	7	8	9	10
1	1:23.78	1:10.44	1:11.17	1:10.82	1:11.17	1:11.07	1:10.55	1:11.04		

---

**44 Alexander HEWITSON**

Lap	1	2	3	4	5	6	7	8	9	10
1	1:21.90	1:07.80	1:07.73	1:07.65	1:07.41	1:07.90	1:08.01	1:08.68	1:07.61	1:09.61
11	1:07.08	1:06.47	1:06.94	1:06.46						

---

**54 James WHITMORE**

Lap	1	2	3	4	5	6	7	8	9	10
1	1:14.74	1:06.04	1:06.45	1:07.14	1:07.19	1:07.70	1:06.69	1:06.40	1:05.45	1:06.23
11	1:06.63	1:06.36	1:06.43	1:05.87						

---

**64 Paul WESTON**

Lap	1	2	3	4	5	6	7	8	9	10
1	1:29.59	1:15.12	1:14.70	1:17.02	1:17.96	1:17.02	1:17.96	1:17.62	1:16.20	1:15.48

11 1:16.03 1:16.17

---

**75 Leonard LORD**

Lap	1	2	3	4	5	6	7	8	9	10
1	1:31.31	1:18.61	1:18.25	1:19.14	1:19.16	1:19.89	1:18.40	1:17.51	1:17.19	1:18.17
11	1:17.98	1:18.30								

---

**76 Christopher EDMONDSON**

Lap	1	2	3	4	5	6	7	8	9	10
1	1:32.98	1:19.19	1:19.17	1:21.38	1:19.92	1:19.92	1:20.58	1:18.50	1:19.12	1:20.77
11	1:18.46	1:19.09								

---

**78 Nicholas MORLEY**

Lap	1	2	3	4	5	6	7	8	9	10
1	1:22.77	1:11.35	1:12.37	1:11.68	1:11.89	1:15.57	1:11.74	1:12.04	1:12.31	1:12.26
11	1:12.59	1:12.54	1:11.22							

---

**98 Edward WILLIAMS**

Lap	1	2	3	4	5	6	7	8	9	10
1	1:08.10	1:00.79	1:01.04	1:01.24	1:01.64	1:01.05	1:01.39	1:00.35	1:01.41	1:00.80
11	1:00.49	1:00.66	1:00.82	1:01.16	1:00.91					

---

**126 Patrick BLAKENEY-EDWARDS**

Lap	1	2	3	4	5	6	7	8	9	10
1	1:09.19	1:02.28	1:01.44	1:02.05	1:00.85	1:00.14	1:00.60	1:00.03	1:00.86	1:01.14
11	1:00.21	1:01.74	1:01.25	1:00.18	1:01.35					

---

# Lap Chart

## SPECIAL PRE-WAR SPORTS CARS (VSCC SET 4) - RACE 12

Lap 1		Lap 2		Lap 3		Lap 4		Lap 5		Lap 6		Lap 7		Lap 8		Lap 9		Lap 10	
No	Time	No	Time	No	Time	No	Time	No	Time	No	Time	No	Time	No	Time	No	Time	No	Time
98	1:08.10	98	2:08.89	98	3:09.93	98	4:11.17	98	5:12.81	98	6:13.86	98	7:15.25	98	8:15.60	98	9:17.01	98	10:17.81
30	1:08.79	30	2:10.35	30	3:11.86	76	4:11.34 *1	6	5:14.96	6	6:15.52	6	7:16.15	126	8:16.58	44	9:17.08 *1	126	10:18.58
126	1:09.19	6	2:10.55	6	3:12.10	6	4:13.73	126	5:15.81	126	6:15.95	126	7:16.55	6	8:17.65	126	9:17.44	44	10:24.69 *1
6	1:09.42	126	2:11.47	126	3:12.91	30	4:14.12	30	5:15.96	25	6:18.20	43	7:18.45 *1	32	8:23.72	75	9:24.76 *2	64	10:26.99 *2
25	1:10.21	25	2:11.80	25	3:13.38	126	4:14.96	64	5:16.43 *1	32	6:19.16	32	7:22.38	30	8:26.30	32	9:26.05	32	10:27.78
32	1:11.57	32	2:12.51	32	3:13.74	25	4:14.99	25	5:16.89	30	6:22.28	30	7:24.44	43	8:29.00 *1	30	9:28.20	30	10:30.44
22	1:11.67	22	2:15.59	22	3:19.76	32	4:15.27	32	5:17.27	64	6:34.39 *1	78	7:25.63 *1	78	8:37.37 *1	76	9:33.14 *2	75	10:42.27 *2
24	1:14.01	24	2:19.54	24	3:24.99	22	4:24.02	75	5:27.31 *1	22	6:35.11	25	7:25.85	22	8:43.31	43	9:40.04 *1	76	10:51.64 *2
54	1:14.74	54	2:20.78	54	3:27.23	24	4:30.70	22	5:29.15	75	6:46.47 *1	22	7:39.61	36	9:01.95	22	9:48.61	22	10:52.59
36	1:16.18	36	2:22.17	36	3:28.29	54	4:34.37	76	5:32.72 *1	36	6:48.25	64	7:51.41 *1	54	9:02.35	78	9:49.41 *1	78	11:01.72 *1
44	1:21.90	44	2:29.70	44	3:37.43	36	4:34.41	36	5:41.48	54	6:49.26	36	7:55.44	64	9:09.37 *1	54	10:07.80	54	11:14.03
78	1:22.77	78	2:34.12	43	3:45.39	44	4:45.08	54	5:41.56	76	6:52.64 *1	54	7:55.95			36	10:09.04	36	11:15.30
43	1:23.78	43	2:34.22	78	3:46.49	43	4:56.21	44	5:52.49	44	7:00.39	75	8:06.36 *1						
64	1:29.59	64	2:44.71	64	3:59.41	78	4:58.17	43	6:07.38			44	8:08.40						
75	1:31.31	75	2:49.92	75	4:08.17			78	6:10.06			76	8:12.56 *1						
76	1:32.98	76	2:52.17																

# Lap Chart

## SPECIAL PRE-WAR SPORTS CARS (VSCC SET 4) - RACE 12

Lap 11		Lap 12		Lap 13		Lap 14		Lap 15		Lap 16		Lap 17		Lap 18		Lap 19		Lap 20	
No	Time	No	Time	No	Time	No	Time	No	Time	No	Time	No	Time	No	Time	No	Time	No	Time
98	11:18.30	98	12:18.96	98	13:19.78	98	14:20.94	98	15:21.85										
126	11:18.79	126	12:20.53	126	13:21.78	126	14:21.96	126	15:23.31										
32	11:29.72	54	12:20.66 *1	78	13:26.57 *2	54	14:33.45 *1	64	15:30.87 *3										
30	11:33.21	36	12:22.09 *1	54	13:27.02 *1	36	14:34.79 *1	54	15:39.32 *1										
44	11:34.30 *1	32	12:32.67	36	13:28.52 *1	75	14:35.61 *3	30	15:40.22										
64	11:43.19 *2	30	12:35.00	76	13:31.53 *3	30	14:38.75	32	15:41.22										
22	11:56.84	44	12:41.38 *1	32	13:34.52	32	14:39.03	36	15:41.90 *1										
75	11:59.46 *2	64	12:58.67 *2	30	13:36.84	78	14:39.11 *2	78	15:50.33 *2										
76	12:10.76 *2	22	13:00.56	44	13:47.85 *1	76	14:49.99 *3	75	15:53.91 *3										
78	12:13.98 *1	6	13:12.04 *3	22	14:05.49	44	14:54.79 *1	44	16:01.25 *1										
		75	13:17.63 *2	64	14:14.70 *2	22	15:08.56	76	16:09.08 *3										
				6	14:15.06 *3	6	15:17.71 *3	22	16:11.64										
								6	16:20.81 *3										