



**THE
VINTAGE SPORTS
CAR CLUB**

SILVERSTONE

21st / 22nd APRIL 2018

RESULTS BY



**HS Sports Ltd
Kinetic House, Varey Road
Congleton, Cheshire CW12 1UW
Tel. +44 (0)1260 275708
Fax +44 (0)1260 295625
www.hssports.co.uk**



The Vintage Sports-Car Club

HIGH SPEED TRIAL CARS

PROVISIONAL RESULT - PRACTICE SESSION 1

PI	No	CI	Name	Car	Laps	Time on Lap	Behind	MPH
1	197		Richard ILIFFE	Riley TT Sprite Replica	9	1:20.30	4	73.48
2	221		Alan MIDDLETON	Aston Martin Speed 'Red	9	1:22.53	4 02.23	71.49
3	98		Tony SEBER	Wolseley Hornet Special	8	1:25.10	4 04.80	69.33
4	135		Alexander HEWITSON	Riley 12/4 Special	9	1:26.54	8 06.24	68.18
5	194		Edward BRADLEY	Aston Martin Ulster	9	1:27.80	4 07.50	67.20
6	168		Roger TUSHINGHAM	MG N Type Special	8	1:29.11	2 08.81	66.21
7	153		Christopher SCOTT MACKIRDY	Aston Martin Le Mans	9	1:31.20	7 10.90	64.70
8	219		Nicholas LEES	Riley Sprite 2Str	9	1:31.23	4 10.93	64.68
9	146		Fred BOOTHBY	MG J2	8	1:32.59	4 12.29	63.73
10	154		Mark DOLTON	MG PB	9	1:34.99	3 14.69	62.12
11	173		Charles GODDARD	MG PA-PB	8	1:35.27	5 14.97	61.93
12	91		George PARKINSON	Austin AD Tourer	8	1:35.48	6 15.18	61.80
13	172		Edward HARVEY	Riley The Densham Imp	7	1:40.77	4 20.47	58.55
14	186		Leonard LORD	Riley Falcon	8	1:41.75	4 21.45	57.99
15	148		David LEWIS	Alvis Silver Eagle	2	1:41.99	1 21.69	57.85
16	167		David ASPLIN	Austin 7 Ulster Replica	6	1:42.86	3 22.56	57.36
17	183		Ian FYFE	Alvis 12/70 Special	7	1:44.11	7 23.81	56.67
18	155		Richard MATTHEWS	Frazer Nash Special	7	1:45.06	6 24.76	56.16
19	93		Marian STOCH	Aston Martin 15/98	7	1:45.89	6 25.59	55.72
20	182		Claire FURNELL-WILLIAMS	Austin 7 The Toy	7	1:48.74	3 28.44	54.26
21	710		Michael BARBER	MG PB	7	1:49.15	3 28.85	54.06
22	152		Thomas DEAN	Alvis Silver Eagle	7	1:49.45	6 29.15	53.91
23	71		David FURNELL	Riley Brooklands	7	1:50.00	6 29.70	53.64
24	160		Jean LAURENT-BELLUE	Aston Martin International	7	1:50.16	6 29.86	53.56
25	205		Francesca WILTON	Austin S/S	7	1:51.49	7 31.19	52.92
26	195		Klaus-Peter MUTSCHLER	Alvis FD 12/75 Fwd	4	1:52.81	4 32.51	52.30
27	192		Lucy DELANEY	Lea-Francis Hyper	7	1:54.44	7 34.14	51.56
28	208		Philippe LANTERNIER	Aston Martin Mark II	3	1:54.85	2 34.55	51.37
29	89		Jack BOND	Vauxhall A/D Type	7	1:57.63	4 37.33	50.16

Not-Seen

228	David BIRNAGE	Austin 7 Ulster Special
69	Angus FROST	GN Special

Start Time : 09:01

Silverstone

21 Apr 18 09:19

Clerk of Course:

Time Issued:

Chief Timekeeper:

THESE RESULTS ARE PROVISIONAL UNTIL THE CONCLUSION OF ANY JUDICIAL AND TECHNICAL MATTERS

Timing by HS Sports Ltd - Results and Lap Times at www.theresultslive.co.uk/vintage-sports-car-club

HIGH SPEED TRIAL CARS

LAP TIMES - PRACTICE SESSION 1

71	David FURNELL										
	Lap	1	2	3	4	5	6	7	8	9	10
	1	2:07.76	2:04.57	1:59.26	1:56.16	1:51.19	1:50.00	1:51.38			
89	Jack BOND										
	Lap	1	2	3	4	5	6	7	8	9	10
	1	2:04.59	2:06.16	1:57.78	1:57.63	1:58.16	1:59.25	1:59.63			
91	George PARKINSON										
	Lap	1	2	3	4	5	6	7	8	9	10
	1	1:51.22	1:45.61	1:36.63	1:36.40	1:41.02	1:35.48	1:46.08	1:36.30		
93	Marian STOCH										
	Lap	1	2	3	4	5	6	7	8	9	10
	1	1:50.00	1:51.69	1:49.30	1:49.88	1:47.09	1:45.89	1:55.65			
98	Tony SEBER										
	Lap	1	2	3	4	5	6	7	8	9	10
	1	1:54.24	2:04.61	1:26.79	1:25.10	1:25.82	1:26.19	1:26.07	1:42.65		
135	Alexander HEWITSON										
	Lap	1	2	3	4	5	6	7	8	9	10
	1	1:46.78	1:29.42	1:28.19	1:26.58	1:32.23	1:27.72	1:27.69	1:26.54	1:27.88	
146	Fred BOOTHBY										
	Lap	1	2	3	4	5	6	7	8	9	10
	1	1:45.44	1:37.71	1:33.03	1:32.59	1:35.29	1:35.33	1:33.02	1:47.74		
148	David LEWIS										
	Lap	1	2	3	4	5	6	7	8	9	10
	1	1:41.99	2:06.72								
152	Thomas DEAN										
	Lap	1	2	3	4	5	6	7	8	9	10
	1	2:02.06	1:56.50	1:54.57	1:50.38	1:49.87	1:49.45	1:53.28			
153	Christopher SCOTT MACKIRDY										
	Lap	1	2	3	4	5	6	7	8	9	10
	1	1:42.30	1:35.50	1:35.66	1:35.37	1:31.72	1:34.64	1:31.20	1:34.01	1:32.72	
154	Mark DOLTON										
	Lap	1	2	3	4	5	6	7	8	9	10
	1	1:40.44	1:36.60	1:34.99	1:35.71	1:36.37	1:38.12	1:35.48	1:38.07	1:55.88	
155	Richard MATTHEWS										
	Lap	1	2	3	4	5	6	7	8	9	10
	1	1:49.17	1:52.39	1:50.21	1:47.53	1:46.26	1:45.06	1:45.18			
160	Jean LAURENT-BELLUE										
	Lap	1	2	3	4	5	6	7	8	9	10
	1	1:58.81	1:55.86	1:54.61	1:53.67	1:50.99	1:50.16	1:53.15			

167	David ASPLIN										
	Lap	1	2	3	4	5	6	7	8	9	10
	1	1:48.60	1:44.23	1:42.86	1:44.76	1:49.94	2:12.24				
168	Roger TUSHINGHAM										
	Lap	1	2	3	4	5	6	7	8	9	10
	1	1:36.52	1:29.11	1:33.15	1:36.03	1:34.45	1:31.34	1:29.65	1:46.46		
172	Edward HARVEY										
	Lap	1	2	3	4	5	6	7	8	9	10
	1	1:43.77	1:51.47	1:42.91	1:40.77	1:46.57	1:49.14	2:02.46			
173	Charles GODDARD										
	Lap	1	2	3	4	5	6	7	8	9	10
	1	1:45.63	1:42.54	1:37.91	1:37.78	1:35.27	1:37.96	1:39.52	1:39.60		
182	Claire FURNELL-WILLIAMS										
	Lap	1	2	3	4	5	6	7	8	9	10
	1	1:56.00	1:53.38	1:48.74	1:49.52	1:55.69	1:53.33	1:53.04			
183	Ian FYFE										
	Lap	1	2	3	4	5	6	7	8	9	10
	1	2:00.48	1:53.02	1:48.40	1:49.28	1:47.49	1:45.47	1:44.11			
186	Leonard LORD										
	Lap	1	2	3	4	5	6	7	8	9	10
	1	1:46.92	1:48.86	1:43.34	1:41.75	1:42.88	1:42.03	1:42.85	1:42.33		
192	Lucy DELANEY										
	Lap	1	2	3	4	5	6	7	8	9	10
	1	1:59.47	1:58.43	2:00.24	2:04.50	2:00.19	1:57.48	1:54.44			
194	Edward BRADLEY										
	Lap	1	2	3	4	5	6	7	8	9	10
	1	1:44.60	1:32.60	1:30.19	1:27.80	1:28.62	1:28.18	1:31.37	1:28.93	1:29.18	
195	Klaus-Peter MUTSCHLER										
	Lap	1	2	3	4	5	6	7	8	9	10
	1	2:00.66	3:14.55	6:56.50	1:52.81						
197	Richard ILIFFE										
	Lap	1	2	3	4	5	6	7	8	9	10
	1	1:31.47	1:26.02	1:20.39	1:20.30	1:22.74	1:21.12	1:21.35	1:21.72	1:22.02	
205	Francesca WILTON										
	Lap	1	2	3	4	5	6	7	8	9	10
	1	1:58.46	1:57.28	1:54.86	1:55.40	1:52.69	1:55.88	1:51.49			
208	Philippe LANTERNIER										
	Lap	1	2	3	4	5	6	7	8	9	10
	1	7:38.62	1:54.85	2:05.03							
219	Nicholas LEES										
	Lap	1	2	3	4	5	6	7	8	9	10
	1	1:48.03	1:33.74	1:34.42	1:31.23	1:32.46	1:33.53	1:32.40	1:31.61	1:45.78	

221 Alan MIDDLETON

Lap	1	2	3	4	5	6	7	8	9	10
1	1:43.71	1:29.27	1:25.78	1:22.53	1:26.21	1:24.67	1:24.84	1:28.57	1:29.55	

710 Michael BARBER

Lap	1	2	3	4	5	6	7	8	9	10
1	1:54.62	1:56.10	1:49.15	1:51.72	1:52.63	1:51.98	1:52.61			



The Vintage Sports-Car Club

STANDARD & MODIFIED PRE-WAR SPORTS CARS

PROVISIONAL RESULT - PRACTICE SESSION 2

PI	No	CI	Name	Car	Laps	Time on Lap	Behind	MPH
1	45		Richard PILKINGTON	Talbot T26 SS	11	1:20.20	9	73.57
2	114		Marcus BLACK	Talbot Lago T23	11	1:20.54	8 00.34	73.26
3	14		Chris CHILCOTT	Frazer Nash Fast Tourer	10	1:22.01	5 01.81	71.95
4	81		Tim KNELLER	Riley TT Sprite	10	1:22.39	8 02.19	71.62
5	73		Andrew MITCHELL	HRG 1 1/2 Litre	11	1:22.95	9 02.75	71.13
6	113		Ross KEELING	Delahaye 135Ms	9	1:23.10	1 02.90	71.00
7	140		Christopher BALL	Invicta S Type	10	1:26.49	8 06.29	68.22
8	19		John BRIGGS	Aston Martin Ulster	9	1:28.02	8 07.82	67.03
9	9		David OZANNE	Aston Martin Speed Ulster	9	1:28.16	8 07.96	66.93
10	145		Max SOWERBY	Talbot Lago T120	10	1:28.33	8 08.13	66.80
11	138		Ian STANDING	Riley Brooklands	10	1:28.77	8 08.57	66.47
12	142		Christopher LUNN	Talbot 105	9	1:28.79	8 08.59	66.45
13	139		Simon EDWARDS	Morgan Aero Supersport	10	1:29.69	4 09.49	65.79
14	156		Anthony FENWICK-WILSON	Railton LS Tourer	9	1:30.56	6 10.36	65.15
15	129		Nicolas ROSSI	Alfa Romeo 6C 1750 GS	7	1:31.68	5 11.48	64.36
16	33		Keith ASHWORTH	Aston Martin Ulster	4	1:31.84	2 11.64	64.25
17	16		Mac HULBERT	Alvis Silver Eagle	10	1:32.22	4 12.02	63.98
18	162		Andrew BAKER	Riley Brooklands	9	1:32.24	8 12.04	63.97
19	147		Clive TEMPLE	Riley Brooklands	10	1:32.28	8 12.08	63.94
20	40		Simon KING	Morgan 4/4 Le Mans	10	1:32.61	8 12.41	63.71
21	151		Duncan POTTER	MG Monthery Midget	9	1:36.30	8 16.10	61.27
22	176		Chris GUEST	Bentley 4.5 Le Mans	9	1:36.89	8 16.69	60.90
23	187		Tim WADSWORTH	Lagonda 2 Ltr L/C Tourer	6	1:37.55	3 17.35	60.49
24	165		David LAMB	Riley Brooklands	9	1:38.57	3 18.37	59.86
25	18		Robert FELLOWES	Riley Brooklands	8	1:38.65	5 18.45	59.81
26	178		Simon JACKSON	MG PB	9	1:38.89	7 18.69	59.67
27	175		Alex PILKINGTON	Alfa Romeo 6C 1750	6	1:39.51	4 19.31	59.29
28	92		Geoffrey DELANEY	Lea-Francis Hyper	5	1:39.60	4 19.40	59.24
29	166		Chris CADMAN	MG Monthery Midget	8	1:42.06	7 21.86	57.81
30	95		Mark HAYWARD	Alvis FD 12/75 Fwd	6	1:47.29	4 27.09	54.99

Not-Seen

103	Mark BRETT	Ballamy-Ford (LMB) V8 Spl
104	John GUYATT	Talbot Lago T150C
193	Bartek BALICKI	Aston Martin 15/98
31	Trevor SWETE	Invicta S Type

Start Time : 09:20

Silverstone

21 Apr 18 09:40

Clerk of Course:

Time Issued:

Chief Timekeeper:

THESE RESULTS ARE PROVISIONAL UNTIL THE CONCLUSION OF ANY JUDICIAL AND TECHNICAL MATTERS

Timing by HS Sports Ltd - Results and Lap Times at www.theresultslive.co.uk/vintage-sports-car-club

STANDARD & MODIFIED PRE-WAR SPORTS CARS

LAP TIMES - PRACTICE SESSION 2

9	David OZANNE										
Lap	1	2	3	4	5	6	7	8	9	10	
1	1:38.50	1:31.35	1:30.70	1:29.26	1:29.51	1:35.45	1:30.53	1:28.16	1:31.51		
14	Chris CHILCOTT										
Lap	1	2	3	4	5	6	7	8	9	10	
1	1:26.93	1:23.82	1:25.28	1:22.79	1:22.01	1:23.78	1:24.04	1:22.54	1:24.34	2:06.07	
16	Mac HULBERT										
Lap	1	2	3	4	5	6	7	8	9	10	
1	1:38.26	1:35.54	1:33.91	1:32.22	1:33.77	1:34.34	1:33.96	1:33.43	1:35.82	1:33.50	
18	Robert FELLOWES										
Lap	1	2	3	4	5	6	7	8	9	10	
1	1:44.52	1:41.64	1:39.74	1:40.81	1:38.65	1:40.41	1:38.77	1:57.64			
19	John BRIGGS										
Lap	1	2	3	4	5	6	7	8	9	10	
1	1:35.79	1:32.14	1:31.56	1:31.09	1:31.51	1:30.52	1:28.10	1:28.02	1:30.04		
33	Keith ASHWORTH										
Lap	1	2	3	4	5	6	7	8	9	10	
1	1:37.18	1:31.84	1:32.83	1:34.76							
40	Simon KING										
Lap	1	2	3	4	5	6	7	8	9	10	
1	1:41.22	1:36.06	1:34.02	1:32.98	1:33.98	1:34.67	1:32.90	1:32.61	1:40.06	1:57.43	
45	Richard PILKINGTON										
Lap	1	2	3	4	5	6	7	8	9	10	
1	1:29.13	1:23.69	1:22.19	1:21.00	1:21.04	1:21.71	1:29.79	1:20.99	1:20.20	1:26.12	
11	1:58.18										
73	Andrew MITCHELL										
Lap	1	2	3	4	5	6	7	8	9	10	
1	1:32.76	1:25.39	1:24.12	1:24.21	1:24.19	1:24.15	1:29.09	1:25.19	1:22.95	1:25.21	
11	1:54.64										
81	Tim KNELLER										
Lap	1	2	3	4	5	6	7	8	9	10	
1	1:28.51	1:23.21	1:23.26	1:22.43	1:23.21	1:24.62	1:24.60	1:22.39	1:26.81	1:24.11	
92	Geoffrey DELANEY										
Lap	1	2	3	4	5	6	7	8	9	10	
1	1:45.88	1:41.82	1:41.07	1:39.60	1:51.32						
95	Mark HAYWARD										
Lap	1	2	3	4	5	6	7	8	9	10	
1	1:49.02	1:47.74	1:47.48	1:47.29	1:50.41	1:54.02					

113 Ross KEELING

Lap	1	2	3	4	5	6	7	8	9	10
1	1:23.10	1:23.73	1:23.20	1:24.43	1:23.62	1:23.92	1:23.40	1:23.66	1:35.26	

114 Marcus BLACK

Lap	1	2	3	4	5	6	7	8	9	10
1	1:34.02	1:25.77	1:22.12	1:23.87	1:21.60	1:24.29	1:25.65	1:20.54	1:21.08	1:32.26
11	1:22.15									

129 Nicolas ROSSI

Lap	1	2	3	4	5	6	7	8	9	10
1	1:40.04	1:35.21	1:33.55	1:33.17	1:31.68	1:34.14	1:48.10			

138 Ian STANDING

Lap	1	2	3	4	5	6	7	8	9	10
1	1:33.49	1:32.27	1:29.75	1:30.18	1:29.04	1:30.67	1:29.48	1:28.77	1:31.84	1:28.99

139 Simon EDWARDS

Lap	1	2	3	4	5	6	7	8	9	10
1	1:35.14	1:32.65	1:30.94	1:29.69	1:30.63	1:30.34	1:30.83	1:31.30	1:32.46	1:33.36

140 Christopher BALL

Lap	1	2	3	4	5	6	7	8	9	10
1	1:30.68	1:29.09	1:29.08	1:26.68	1:27.13	1:28.78	1:27.42	1:26.49	1:27.74	1:45.79

142 Christopher LUNN

Lap	1	2	3	4	5	6	7	8	9	10
1	1:34.60	1:30.02	1:32.12	1:29.30	1:32.20	1:32.30	1:30.70	1:28.79	1:34.14	

145 Max SOWERBY

Lap	1	2	3	4	5	6	7	8	9	10
1	1:40.92	1:34.38	1:30.12	1:32.64	1:29.16	1:30.06	1:30.34	1:28.33	1:30.81	1:30.91

147 Clive TEMPLE

Lap	1	2	3	4	5	6	7	8	9	10
1	1:37.89	1:38.03	1:35.94	1:33.44	1:37.57	1:35.59	1:32.95	1:32.28	1:37.16	1:48.97

151 Duncan POTTER

Lap	1	2	3	4	5	6	7	8	9	10
1	1:45.94	1:41.18	1:41.07	1:39.77	1:39.26	1:38.88	1:38.61	1:36.30	1:58.93	

156 Anthony FENWICK-WILSON

Lap	1	2	3	4	5	6	7	8	9	10
1	1:37.97	1:38.91	1:32.86	1:31.85	1:31.91	1:30.56	1:33.13	1:36.43	1:31.70	

162 Andrew BAKER

Lap	1	2	3	4	5	6	7	8	9	10
1	1:43.29	1:39.91	1:34.96	1:34.26	1:36.56	1:36.60	1:32.41	1:32.24	1:37.61	

165 David LAMB

Lap	1	2	3	4	5	6	7	8	9	10
1	1:42.88	1:41.23	1:38.57	1:41.07	1:45.29	1:42.66	1:41.34	1:40.15	1:39.86	

166 Chris CADMAN

Lap	1	2	3	4	5	6	7	8	9	10
1	1:55.81	1:47.30	1:45.11	1:43.86	1:46.72	1:43.12	1:42.06	2:23.52		

175 Alex PILKINGTON

Lap	1	2	3	4	5	6	7	8	9	10
1	1:43.11	1:42.46	1:44.92	1:39.51	1:44.89	2:03.67				

176 Chris GUEST

Lap	1	2	3	4	5	6	7	8	9	10
1	1:40.24	1:38.28	1:39.08	1:38.23	1:41.74	1:37.99	1:36.90	1:36.89	1:52.71	

178 Simon JACKSON

Lap	1	2	3	4	5	6	7	8	9	10
1	1:45.36	1:41.73	1:40.84	1:39.46	1:41.11	1:40.75	1:38.89	1:41.75	1:41.09	

187 Tim WADSWORTH

Lap	1	2	3	4	5	6	7	8	9	10
1	1:38.40	1:41.48	1:37.55	1:38.20	1:37.73	1:53.53				



The Vintage Sports-Car Club

AR MOTORSPORT MORGAN CHALLENGE

PROVISIONAL RESULT - PRACTICE SESSION 3

PI	No	CI Name	Car	Laps	Time on Lap	Behind	MPH
1	81	Roger WHITESIDE	Morgan Plus 8	17	1:04.29	16	91.78
2	10	Philip GODDARD	Morgan Plus 8	12	1:05.00	4 00.71	90.78
3	66	Andrew THOMPSON	Morgan ARV6	12	1:05.70	5 01.41	89.81
4	61	Simon BAINES	Morgan 3.7L Roadster	17	1:06.20	5 01.91	89.13
5	87	Tony LEES	Morgan Plus 8	12	1:06.63	5 02.34	88.55
6	98	Jerry KNIGHT	Morgan Plus 8	10	1:06.77	8 02.48	88.37
7	67	Dominic HOUSE	Morgan 3.0L Roadster	17	1:07.02	14 02.73	88.04
8	85	Andy GREEN	Morgan Plus 8	13	1:07.30	5 03.01	87.67
9	46	Phill THOMAS	Morgan Plus 4 BabyDoll	17	1:08.92	5 04.63	85.61
10	15	John MILBANK	Morgan Plus 4	16	1:09.49	3 05.20	84.91
11	54	Philip ST CLAIR TISDALL	Morgan Plus 8	16	1:09.72	12 05.43	84.63
12	16	Brett SYNDERCOMBE	Morgan 4/4	17	1:09.91	6 05.62	84.40
13	90	Tony RIVERS	Morgan Roadster	16	1:10.17	6 05.88	84.09
14	171	Alex LAIDLAW	Morgan Roadster	17	1:10.61	9 06.32	83.56
15	45	Tim PARSONS	Morgan 4/4 SuperSport	16	1:10.61	13 06.32	83.56
16	26	Greg PARNELL	Morgan Aero 8 GTN	16	1:10.63	13 06.34	83.54
17	21	Craig HAMILTON SMITH	Morgan Plus 4 Club Sport	16	1:10.70	14 06.41	83.46
18	69	Tony HIRST	Morgan Plus 4 Club Sport	16	1:10.75	13 06.46	83.40
19	5	Peter GARLAND	Morgan Plus 8	13	1:10.77	6 06.48	83.37
20	42	Peter COLE	Morgan Roadster	16	1:11.17	15 06.88	82.91
21	35	Chris SPRINGALL	Morgan Plus 8	15	1:13.15	8 08.86	80.66
22	78	Steve LOCKETT	Morgan Plus 8	15	1:13.22	6 08.93	80.58
23	51	Paul BRYAN	Morgan 4/4	15	1:13.61	13 09.32	80.16
24	22	James SUMNER	Morgan 4/4	15	1:14.00	11 09.71	79.74
25	28	Sharlie GODDARD	Morgan Plus 8	5	1:14.01	2 09.72	79.72
26	34	Peter SARGEANT	Morgan Plus 8	15	1:14.06	8 09.77	79.67
27	93	David WENMAN	Morgan Plus 4	15	1:14.21	8 09.92	79.51
28	71	Kelvin LAIDLAW	Morgan Plus 8	11	1:14.52	3 10.23	79.18
29	47	Peter RAFTER	Morgan Plus 8	15	1:15.84	14 11.55	77.80
30	75	Simon ROTHON	Morgan 3.0L Roadster	14	1:16.69	12 12.40	76.94
31	70	Alan HOUSE	Morgan 4/4	15	1:18.74	14 14.45	74.94
32	31	John BEVAN	Morgan 4/4 Sport Comp	13	1:25.58	11 21.29	68.95
33	41	Helen THORNE	Morgan Plus 4 BabyDoll	12	1:34.11	11 29.82	62.70

Not-Seen

3	Stuart ANDERSON	Morgan ARV6
50	Michele BAILEY	Morgan Plus 4

Start Time : 09:43

Silverstone

21 Apr 18 10:20

Clerk of Course:

Time Issued:

Chief Timekeeper:

THESE RESULTS ARE PROVISIONAL UNTIL THE CONCLUSION OF ANY JUDICIAL AND TECHNICAL MATTERS

Timing by HS Sports Ltd - Results and Lap Times at www.theresultslive.co.uk/vintage-sports-car-club

AR MOTORSPORT MORGAN CHALLENGE

LAP TIMES - PRACTICE SESSION 3

5 Peter GARLAND

Lap	1	2	3	4	5	6	7	8	9	10
1	1:24.83	1:21.24	1:14.94	1:13.73	1:11.67	1:10.77	1:11.41	1:12.00	1:11.09	1:11.07
11	1:11.54	1:11.49	1:15.82							

10 Philip GODDARD

Lap	1	2	3	4	5	6	7	8	9	10
1	1:16.74	1:05.71	1:05.48	1:05.00	1:09.06	1:07.11	1:05.36	1:05.36	1:05.35	1:05.69
11	1:06.85	1:26.91								

15 John MILBANK

Lap	1	2	3	4	5	6	7	8	9	10
1	1:17.84	1:13.64	1:09.49	1:09.92	1:13.00	1:11.43	1:11.41	1:09.53	1:11.33	1:11.23
11	1:11.76	1:09.86	1:09.50	1:10.34	1:13.30	1:09.65				

16 Brett SYNDERCOMBE

Lap	1	2	3	4	5	6	7	8	9	10
1	1:18.52	1:13.17	1:11.54	1:11.14	1:10.83	1:09.91	1:11.58	1:10.28	1:10.05	1:11.17
11	1:11.95	1:10.62	1:11.95	1:12.21	1:10.30	1:10.02	1:57.59			

21 Craig HAMILTON SMITH

Lap	1	2	3	4	5	6	7	8	9	10
1	1:17.60	1:12.63	1:14.61	1:11.69	1:12.36	1:11.16	1:11.08	1:11.21	1:11.43	1:11.58
11	1:11.59	1:11.47	1:11.82	1:10.70	1:17.03	1:37.02				

22 James SUMNER

Lap	1	2	3	4	5	6	7	8	9	10
1	1:21.14	1:20.99	1:19.10	1:16.87	1:16.98	1:16.33	1:16.89	1:15.09	1:16.86	1:14.40
11	1:14.00	1:15.00	1:15.17	1:15.54	1:16.33					

26 Greg PARNELL

Lap	1	2	3	4	5	6	7	8	9	10
1	1:20.27	1:14.34	1:12.30	1:12.87	1:13.08	1:12.67	1:13.03	1:12.12	1:13.12	1:12.08
11	1:12.54	1:11.34	1:10.63	1:12.42	1:12.78	1:14.68				

28 Sharlie GODDARD

Lap	1	2	3	4	5	6	7	8	9	10
1	1:20.01	1:14.01	1:18.92	1:16.83	1:26.70					

31 John BEVAN

Lap	1	2	3	4	5	6	7	8	9	10
1	1:31.27	1:29.53	1:32.84	1:26.05	1:27.82	1:31.94	1:26.48	1:26.55	1:28.03	1:30.79
11	1:25.58	1:29.71	1:30.63							

34 Peter SARGEANT

Lap	1	2	3	4	5	6	7	8	9	10
1	1:26.62	1:29.75	1:19.71	1:18.04	1:16.97	1:16.90	1:15.53	1:14.06	1:14.14	1:16.88
11	1:15.03	1:15.20	1:15.18	1:14.91	1:41.42					

35 Chris SPRINGALL

Lap	1	2	3	4	5	6	7	8	9	10
1	1:22.84	1:15.90	1:16.67	1:17.57	1:16.36	1:15.20	1:14.99	1:13.15	1:15.61	1:14.22
11	1:14.26	1:14.54	1:13.54	1:16.30	1:15.34					

41 Helen THORNE

Lap	1	2	3	4	5	6	7	8	9	10
1	-	-	-	-	-	1:36.54	1:36.32	1:35.46	1:38.21	1:34.18
11	1:34.11	1:46.48								

42 Peter COLE

Lap	1	2	3	4	5	6	7	8	9	10
1	1:18.99	1:20.26	1:13.78	1:12.59	1:12.92	1:12.56	1:11.98	1:15.19	1:12.09	1:11.98
11	1:12.92	1:17.36	1:11.89	1:12.49	1:11.17	1:37.14				

45 Tim PARSONS

Lap	1	2	3	4	5	6	7	8	9	10
1	1:21.76	1:13.82	1:11.42	1:14.63	1:13.02	1:10.92	1:11.10	1:11.24	1:10.67	1:11.13
11	1:11.15	1:10.77	1:10.61	1:11.71	1:10.82	1:36.41				

46 Phill THOMAS

Lap	1	2	3	4	5	6	7	8	9	10
1	1:21.74	1:12.89	1:10.50	1:10.54	1:08.92	1:09.33	1:10.08	1:11.79	1:10.70	1:11.07
11	1:09.78	1:10.16	1:09.84	1:09.85	1:09.31	1:10.01	1:37.70			

47 Peter RAFTER

Lap	1	2	3	4	5	6	7	8	9	10
1	1:27.47	1:23.53	1:22.99	1:22.66	1:22.69	1:19.98	1:19.71	1:19.55	1:18.50	1:18.86
11	1:17.24	1:17.45	1:18.09	1:15.84	1:46.99					

51 Paul BRYAN

Lap	1	2	3	4	5	6	7	8	9	10
1	1:19.52	1:21.39	1:19.42	1:20.87	1:18.18	1:15.09	1:14.42	1:15.82	1:14.11	1:13.79
11	1:13.99	1:14.43	1:13.61	1:15.82	1:17.58					

54 Philip ST CLAIR TISDALL

Lap	1	2	3	4	5	6	7	8	9	10
1	1:16.81	1:13.05	1:11.35	1:10.97	1:11.35	1:10.32	1:10.32	1:09.76	1:11.20	1:12.02
11	1:10.64	1:09.72	1:10.47	1:10.14	1:13.18	1:11.84				

61 Simon BAINES

Lap	1	2	3	4	5	6	7	8	9	10
1	1:12.83	1:07.41	1:06.67	1:08.22	1:06.20	1:07.95	1:08.38	1:06.88	1:07.66	1:06.52
11	1:07.36	1:06.93	1:07.01	1:07.50	1:06.82	1:08.12	1:09.84			

66 Andrew THOMPSON

Lap	1	2	3	4	5	6	7	8	9	10
1	1:10.26	1:06.71	1:06.03	1:07.56	1:05.70	1:07.74	1:07.51	1:06.63	1:07.97	1:09.83
11	1:07.70	1:25.73								

67 Dominic HOUSE

Lap	1	2	3	4	5	6	7	8	9	10
1	1:09.19	1:09.78	1:09.55	1:10.51	1:09.82	1:09.18	1:08.43	1:07.17	1:07.82	1:09.24
11	1:09.14	1:12.10	1:07.53	1:07.02	1:08.66	1:10.46	1:09.51			

69	Tony HIRST									
Lap	1	2	3	4	5	6	7	8	9	10
1	1:16.57	1:14.99	1:15.18	1:14.32	1:13.79	1:12.08	1:11.13	1:11.34	1:12.46	1:11.36
11	1:21.86	1:11.57	1:10.75	1:11.17	1:13.06	1:40.70				
70	Alan HOUSE									
Lap	1	2	3	4	5	6	7	8	9	10
1	1:34.87	1:30.93	1:24.11	1:21.53	1:20.08	1:20.33	1:19.93	1:19.18	1:19.09	1:19.87
11	1:19.73	1:19.68	1:19.55	1:18.74	1:57.11					
71	Kelvin LAIDLAW									
Lap	1	2	3	4	5	6	7	8	9	10
1	1:22.15	1:17.52	1:14.52	1:24.86	4:00.30	1:26.73	3:48.66	1:16.51	1:16.45	1:16.10
11	1:42.46									
75	Simon ROTHON									
Lap	1	2	3	4	5	6	7	8	9	10
1	1:27.71	1:25.02	1:22.32	1:21.64	1:22.23	1:20.87	1:21.89	1:20.10	1:18.22	1:21.49
11	1:18.01	1:16.69	1:18.98	1:19.07						
78	Steve LOCKETT									
Lap	1	2	3	4	5	6	7	8	9	10
1	1:22.74	1:21.79	1:17.68	1:17.36	1:14.22	1:13.22	1:15.21	1:16.75	1:16.28	1:17.14
11	1:16.29	1:14.17	1:15.47	1:18.57	1:14.52					
81	Roger WHITESIDE									
Lap	1	2	3	4	5	6	7	8	9	10
1	1:12.89	1:11.01	1:07.34	1:06.90	1:07.90	1:05.39	1:06.12	1:08.57	1:06.09	1:08.00
11	1:05.43	1:08.02	1:08.00	1:05.27	1:04.36	1:04.29	1:07.99			
85	Andy GREEN									
Lap	1	2	3	4	5	6	7	8	9	10
1	1:15.71	1:09.58	1:08.72	1:11.59	1:07.30	1:09.70	1:09.91	1:09.68	1:07.84	1:07.41
11	1:09.65	1:10.36	1:21.78							
87	Tony LEES									
Lap	1	2	3	4	5	6	7	8	9	10
1	1:17.12	1:09.70	1:09.16	1:08.17	1:06.63	1:07.91	1:07.85	1:07.39	1:07.36	1:12.47
11	1:10.47	1:33.13								
90	Tony RIVERS									
Lap	1	2	3	4	5	6	7	8	9	10
1	1:21.50	1:12.94	1:12.10	1:11.63	1:10.74	1:10.17	1:12.49	1:13.17	1:13.11	1:12.31
11	1:11.24	1:11.23	1:11.96	1:11.92	1:12.19	1:11.03				
93	David WENMAN									
Lap	1	2	3	4	5	6	7	8	9	10
1	1:23.98	1:22.67	1:19.76	1:16.15	1:15.61	1:14.63	1:14.87	1:14.21	1:15.93	1:14.91
11	1:16.96	1:16.45	1:15.46	1:18.39	1:21.31					
98	Jerry KNIGHT									
Lap	1	2	3	4	5	6	7	8	9	10
1	1:17.14	1:09.57	1:08.18	1:07.33	1:06.91	1:08.89	1:07.69	1:06.77	1:12.13	1:23.77

171 Alex LAIDLAW

Lap	1	2	3	4	5	6	7	8	9	10
1	1:12.20	1:12.68	1:13.95	1:10.90	1:11.69	1:14.60	1:11.04	1:12.28	1:10.61	1:13.18
11	1:11.04	1:13.92	1:11.42	1:11.70	1:11.16	1:11.02	1:45.32			



The Vintage Sports-Car Club

VSCC PRE-WAR CARS

PROVISIONAL RESULT - PRACTICE SESSION 4

PI	No	CI	Name	Car	Laps	Time on Lap	Behind	MPH
1	4		Nicholas TOPLISS	ERA R4A	10	1:09.30	7	85.14
2	63		James BAXTER	Riley ERA	12	1:11.91	7 02.61	82.05
3	44		Ben FIDLER	ERA AJM 1	8	1:12.96	4 03.66	80.87
4	10		Robert COBDEN	Riley Falcon Special	11	1:16.06	2 06.76	77.58
5	54		Sue DARBYSHIRE	Morgan Super Aero	6	1:19.36	4 10.06	74.35
6	77		Simon STOKES	Riley Treen	9	1:20.72	7 11.42	73.10
7	198		David SEBER	Wolseley Hornet Special	8	1:21.51	4 12.21	72.39
8	102		Tim RIDES	Riley The Jones Riley	8	1:21.62	6 12.32	72.29
9	97		Stephen RIDDINGTON	Riley TT Sprite Replica	11	1:23.35	10 14.05	70.79
10	158		Douglas MARTIN	Hillegass Sprint Car	6	1:24.50	4 15.20	69.83
11	120		William ELBOURN	Riley 12/4 Special	11	1:24.95	4 15.65	69.46
12	131		Mark ELDER	Austin Sports Special	11	1:27.18	7 17.88	67.68
13	118		Nick HAYWARD-COOK	Riley 9 Monoposto	5	1:28.59	2 19.29	66.60
14	112		Ian STANDING	Riley TT Sprite	10	1:28.82	4 19.52	66.43
15	108		Ralf EMMERLING	Riley Brooklands	6	1:29.34	4 20.04	66.04
16	76		John SEBER	Wolseley Hornet Special	9	1:32.86	1 23.56	63.54
17	143		Geoff TOMS	Fiat 508S	9	1:33.77	6 24.47	62.92
18	78		Tim HARRISON	The Hornet Racing Specia	6	1:34.25	2 24.95	62.60
19	179		Hugh BIRLEY	Austin 7 Ulster	8	1:34.95	2 25.65	62.14
20	174		Andrew CROYS DILL	Riley 12/4	9	1:36.40	6 27.10	61.21
21	180		Stuart EVANS	MG J Midget Sports	9	1:38.13	2 28.83	60.13
22	163		India WALKER	Austin 7 Special	9	1:38.68	3 29.38	59.79
23	177		Phillip TILLYARD	Frazer Nash T.T. Replica	9	1:40.51	8 31.21	58.70
24	191		Philip PARKINSON	Austin AD Tourer	9	1:43.49	8 34.19	57.01
25	211		Sharlie GODDARD	Morgan Le Mans Special	8	1:47.46	6 38.16	54.91
26	185		Roland WOODTLI	Riley 15/6 Special	8	1:49.53	5 40.23	53.87
27	189		Rebecca SMITH	Vauxhall A/D Type	7	1:58.09	6 48.79	49.97
28	203		Martin NASH	Austin Seven Ulster	8	1:59.16	7 49.86	49.52
29	204		Brian WALTON	Riley Sports	7	2:10.48	3 01:01.18	45.22

Not-Seen

210 Thomas HARDMAN

MG PB

Start Time : 10:09

Silverstone

21 Apr 18 10:31

Clerk of Course:

Time Issued:

Chief Timekeeper:

THESE RESULTS ARE PROVISIONAL UNTIL THE CONCLUSION OF ANY JUDICIAL AND TECHNICAL MATTERS

Timing by HS Sports Ltd - Results and Lap Times at www.theresultslive.co.uk/vintage-sports-car-club

VSCC PRE-WAR CARS

LAP TIMES - PRACTICE SESSION 4

4	Nicholas TOPLISS										
Lap	1	2	3	4	5	6	7	8	9	10	
1	1:13.20	1:10.51	1:10.94	1:09.87	1:13.87	1:10.04	1:09.30	1:12.08	1:11.58	1:24.62	
10	Robert COBDEN										
Lap	1	2	3	4	5	6	7	8	9	10	
1	1:23.98	1:16.06	1:17.01	1:16.73	1:17.93	1:17.34	1:18.11	1:18.09	1:16.37	1:18.16	
11	1:33.91										
44	Ben FIDLER										
Lap	1	2	3	4	5	6	7	8	9	10	
1	1:15.19	1:13.53	1:13.44	1:12.96	1:15.09	1:13.07	1:21.70	1:38.56			
54	Sue DARBYSHIRE										
Lap	1	2	3	4	5	6	7	8	9	10	
1	1:25.90	1:22.57	1:21.23	1:19.36	1:23.95	1:33.19					
63	James BAXTER										
Lap	1	2	3	4	5	6	7	8	9	10	
1	1:19.84	1:15.40	1:15.85	1:13.22	1:16.04	1:12.03	1:11.91	1:13.05	1:15.70	1:15.88	
11	1:13.26	1:13.14									
76	John SEBER										
Lap	1	2	3	4	5	6	7	8	9	10	
1	1:32.86	1:34.08	1:35.67	1:36.45	1:36.75	1:36.21	1:37.72	1:38.24	1:47.39		
77	Simon STOKES										
Lap	1	2	3	4	5	6	7	8	9	10	
1	1:26.74	1:22.87	1:21.75	1:24.22	1:22.37	1:24.00	1:20.72	1:23.75	1:37.96		
78	Tim HARRISON										
Lap	1	2	3	4	5	6	7	8	9	10	
1	1:38.60	1:34.25	1:36.35	1:35.20	1:39.11	1:56.89					
97	Stephen RIDDINGTON										
Lap	1	2	3	4	5	6	7	8	9	10	
1	1:29.14	1:24.90	1:25.64	1:24.04	1:30.32	1:23.83	1:25.29	1:24.85	1:26.91	1:23.35	
11	1:27.39										
102	Tim RIDES										
Lap	1	2	3	4	5	6	7	8	9	10	
1	1:31.59	1:26.59	1:26.60	1:22.50	1:25.23	1:21.62	1:24.80	1:41.69			
108	Ralf EMMERLING										
Lap	1	2	3	4	5	6	7	8	9	10	
1	1:46.53	1:51.01	2:59.98	1:29.34	1:29.54	1:40.47					
112	Ian STANDING										
Lap	1	2	3	4	5	6	7	8	9	10	
1	1:40.86	1:30.13	1:29.86	1:28.82	1:29.95	1:30.21	1:30.20	1:31.65	1:29.40	1:48.67	

118 Nick HAYWARD-COOK

Lap	1	2	3	4	5	6	7	8	9	10
1	1:36.59	1:28.59	1:30.53	1:30.01	1:59.10					

120 William ELBOURN

Lap	1	2	3	4	5	6	7	8	9	10
1	1:37.38	1:28.50	1:28.54	1:24.95	1:27.88	1:27.82	1:26.66	1:25.37	1:27.18	1:26.20
11	1:27.50									

131 Mark ELDER

Lap	1	2	3	4	5	6	7	8	9	10
1	1:37.96	1:30.64	1:30.00	1:29.23	1:29.05	1:29.60	1:27.18	1:28.08	1:27.61	1:28.45
11	1:57.71									

143 Geoff TOMS

Lap	1	2	3	4	5	6	7	8	9	10
1	1:56.79	1:45.83	1:40.84	1:41.03	1:40.44	1:33.77	1:36.44	1:37.39	1:51.54	

158 Douglas MARTIN

Lap	1	2	3	4	5	6	7	8	9	10
1	1:33.01	1:26.04	1:26.12	1:24.50	1:31.93	1:44.65				

163 India WALKER

Lap	1	2	3	4	5	6	7	8	9	10
1	1:44.15	1:39.54	1:38.68	1:44.13	1:41.58	1:42.74	1:44.33	1:43.21	1:43.37	

174 Andrew CROYSBILL

Lap	1	2	3	4	5	6	7	8	9	10
1	1:45.54	1:41.34	1:39.25	1:38.33	1:41.25	1:36.40	1:37.51	1:37.33	1:37.06	

177 Phillip TILLYARD

Lap	1	2	3	4	5	6	7	8	9	10
1	1:48.70	1:44.35	1:43.67	1:42.20	1:43.39	1:41.05	1:42.79	1:40.51	1:42.17	

179 Hugh BIRLEY

Lap	1	2	3	4	5	6	7	8	9	10
1	1:42.75	1:34.95	1:38.66	1:35.46	1:36.14	1:35.85	1:36.74	1:54.50		

180 Stuart EVANS

Lap	1	2	3	4	5	6	7	8	9	10
1	1:42.02	1:38.13	1:38.83	1:40.30	1:44.53	1:39.22	1:39.63	1:40.75	1:39.95	

185 Roland WOODTLI

Lap	1	2	3	4	5	6	7	8	9	10
1	1:55.27	1:52.15	1:51.07	1:50.03	1:49.53	1:50.92	1:50.32	1:50.52		

189 Rebecca SMITH

Lap	1	2	3	4	5	6	7	8	9	10
1	2:04.80	2:05.01	2:01.81	2:00.98	2:02.72	1:58.09	2:05.49			

191 Philip PARKINSON

Lap	1	2	3	4	5	6	7	8	9	10
1	1:50.27	1:45.71	1:45.78	1:45.33	1:44.50	1:44.31	1:43.95	1:43.49	1:44.31	

198 David SEBER

Lap	1	2	3	4	5	6	7	8	9	10
-----	---	---	---	---	---	---	---	---	---	----

1	1:24.88	1:22.29	1:23.81	1:21.51	1:23.99	1:24.76	1:31.87	1:33.87
---	---------	---------	---------	---------	---------	---------	---------	---------

203 Martin NASH

Lap	1	2	3	4	5	6	7	8	9	10
1	2:01.15	2:01.44	2:00.25	2:01.62	1:59.58	2:00.36	1:59.16	1:59.64		

204 Brian WALTON

Lap	1	2	3	4	5	6	7	8	9	10
1	2:14.81	2:13.46	2:10.48	2:12.16	2:14.45	2:14.36	2:13.82			

211 Sharlie GODDARD

Lap	1	2	3	4	5	6	7	8	9	10
1	1:55.70	1:52.90	1:52.41	1:51.05	1:50.31	1:47.46	1:49.98	1:49.28		



The Vintage Sports-Car Club

HGPCA RACE FOR PRE-1961 GRAND PRIX CARS

PROVISIONAL RESULT - PRACTICE SESSION 5

PI	No	CI	Name	Car	Laps	Time	on Lap	Behind	MPH
1	3		Barry CANNELL	Brabham BT11A	13	1:02.62	11		94.23
2	14		Tom DARK	Cooper T51	13	1:04.12	11	01.50	92.02
3	11		Jon FAIRLEY	Brabham BT11/19	12	1:04.92	11	02.30	90.89
4	25		Andy MIDDLEHURST	Lotus 25 R4	11	1:05.10	10	02.48	90.64
5	2		Rod JOLLEY	Cooper T45/51	14	1:05.77	10	03.15	89.71
6	24		Charles McCABE	Lotus 18 907	13	1:06.04	7	03.42	89.35
7	9		Mark DANIELL	Cooper T45	13	1:06.31	9	03.69	88.98
8	12		Rudi FRIEDRICHS	Cooper T53	9	1:06.54	3	03.92	88.67
9	99		John EVANS	Brabham BT4	13	1:06.59	10	03.97	88.61
10	37		Eddy PERK	Heron F1	12	1:06.86	7	04.24	88.25
11	7		Paul GRIFFIN	Cooper T51	13	1:06.97	13	04.35	88.11
12	128		Eddie MCGUIRE	Scarab Offenhauser	9	1:07.21	7	04.59	87.79
13	43		Charles GILLET	Cooper T43	12	1:07.55	10	04.93	87.35
14	17		Alan BAILLIE	LDS 007	13	1:08.03	7	05.41	86.73
15	28		Harindra DE SILVA	Scirocco BRM	12	1:08.12	12	05.50	86.62
16	36		John DELANE	Lotus 21 934	13	1:08.26	13	05.64	86.44
17	21		Alex MORTON	Lotus 21 939/952	13	1:08.39	12	05.77	86.28
18	38		Tony BEST	Ferrari Dino BR01	13	1:08.72	4	06.10	85.86
19	27		Steve HART	Cooper T51	11	1:08.80	4	06.18	85.76
20	32		Bernardo HARTOGS	Lotus 18/21 916	12	1:09.64	8	07.02	84.73
21	51		Rob HALL	Cooper T43/51	5	1:09.91	4	07.29	84.40
22	20		Marshall BAILEY	JBW F1 (ir Cooper T51)	11	1:09.93	8	07.31	84.38
23	34		John BUSSEY	Cooper T43	12	1:10.81	10	08.19	83.33
24	143		Robi BERNBERG	Cooper T43	12	1:11.56	11	08.94	82.45
25	19		Paul GRANT	Cooper Bristol Mk 2 3/52	12	1:11.85	10	09.23	82.12
26	45		Scotty TAYLOR	Cooper T43	11	1:18.09	8	15.47	75.56
Not-Seen									
	10		Tony SMITH	Cooper T51					
	53		Scotty TAYLOR	Cooper T53					
	80		Nick TAYLOR	Lotus 18 914					

Start Time : 10:30

Silverstone

21 Apr 18 10:56


Clerk of Course:

Time Issued:


Chief Timekeeper:

THESE RESULTS ARE PROVISIONAL UNTIL THE CONCLUSION OF ANY JUDICIAL AND TECHNICAL MATTERS

Timing by HS Sports Ltd - Results and Lap Times at www.theresultslive.co.uk/vintage-sports-car-club



RACE GRID



ALL-COMERS HANDICAP RACE FOR PRE-WAR CARS (VSCC SET 6)

RACE 5

ROW 16		
ROW 15		111 +80 Secs Paul BAKER
ROW 14		204 +70 Secs [1 CR] Brian WALTON
ROW 13	189 +70 Secs [1 CR] Rebecca SMITH	76 +70 Secs John SEBER
ROW 12	179 +45 Secs Hugh BIRLEY	169 +45 Secs Malcolm BARRINGTON
ROW 11	163 +45 Secs India WALKER	193 +45 Secs Bartek BALICKI
ROW 10	91 +45 Secs George PARKINSON	78 +45 Secs Tim HARRISON
ROW 9	173 +40 Secs Charles GODDARD	172 +40 Secs Edward HARVEY
ROW 8	92 +40 Secs Geoffrey DELANEY	187 +40 Secs Tim WADSWORTH
ROW 7	178 +40 Secs Simon JACKSON	177 +40 Secs Phillip TILLYARD
ROW 6		181 +30 Secs David SAXL
ROW 5	180 +30 Secs Stuart EVANS	183 +30 Secs Ian FYFE
ROW 4		186 +25 Secs Leonard LORD
ROW 3	185 +25 Secs Roland WOODTLI	198 +25 Secs [1 DB] David SEBER
ROW 2	211 +10 Secs Sharlie GODDARD	95 +10 Secs Mark HAYWARD
ROW 1		205 - Francesca WILTON

Grid Used: Yellow Markings

POLE



HGPCA RACE FOR PRE-1961 GRAND PRIX CARS

LAP TIMES - PRACTICE SESSION 5

2 Rod JOLLEY

Lap	1	2	3	4	5	6	7	8	9	10
1	1:11.63	1:06.79	1:06.98	1:07.37	1:06.29	1:06.53	1:06.42	1:06.07	1:05.93	1:05.77
11	1:06.16	1:07.07	1:06.04	1:06.60						

3 Barry CANNELL

Lap	1	2	3	4	5	6	7	8	9	10
1	1:18.45	1:09.56	1:10.39	1:05.08	1:04.67	1:04.12	1:04.99	1:07.45	1:04.44	1:04.21
11	1:02.62	1:03.08	1:04.19							

7 Paul GRIFFIN

Lap	1	2	3	4	5	6	7	8	9	10
1	1:18.64	1:11.96	1:10.77	1:09.27	1:08.87	1:07.89	1:07.81	1:08.31	1:07.96	1:07.71
11	1:08.94	1:09.11	1:06.97							

9 Mark DANIELL

Lap	1	2	3	4	5	6	7	8	9	10
1	1:09.14	1:07.90	1:07.66	1:07.18	1:07.18	1:08.07	1:07.22	1:06.75	1:06.31	1:06.75
11	1:06.45	1:06.89	1:08.33							

11 Jon FAIRLEY

Lap	1	2	3	4	5	6	7	8	9	10
1	1:06.40	1:05.64	1:04.95	1:06.62	1:05.05	1:05.86	1:06.06	1:05.15	1:05.71	1:04.99
11	1:04.92	1:13.70								

12 Rudi FRIEDRICHS

Lap	1	2	3	4	5	6	7	8	9	10
1	1:14.60	1:07.77	1:06.54	1:06.54	1:06.66	1:06.68	1:07.20	1:06.69	1:23.25	

14 Tom DARK

Lap	1	2	3	4	5	6	7	8	9	10
1	1:15.40	1:07.97	1:06.34	1:06.79	1:07.25	1:05.90	1:05.96	1:05.85	1:04.48	1:04.53
11	1:04.12	1:20.70	1:10.54							

17 Alan BAILLIE

Lap	1	2	3	4	5	6	7	8	9	10
1	1:16.50	1:09.97	1:08.41	1:09.14	1:08.99	1:08.41	1:08.03	1:08.36	1:08.55	1:09.13
11	1:08.13	1:09.28	1:09.46							

19 Paul GRANT

Lap	1	2	3	4	5	6	7	8	9	10
1	1:19.97	1:13.43	1:13.08	1:12.67	1:12.80	1:12.33	1:12.10	1:12.30	1:12.90	1:11.85
11	1:12.22	1:11.97								

20 Marshall BAILEY

Lap	1	2	3	4	5	6	7	8	9	10
1	1:12.51	1:10.64	1:11.34	1:10.99	1:12.16	1:11.94	1:10.91	1:09.93	1:10.95	1:11.05
11	1:26.17									

21	Alex MORTON									
Lap	1	2	3	4	5	6	7	8	9	10
1	1:16.33	1:11.49	1:11.78	1:09.49	1:09.35	1:09.50	1:09.01	1:09.06	1:09.59	1:08.56
11	1:08.68	1:08.39	1:09.76							
24	Charles McCABE									
Lap	1	2	3	4	5	6	7	8	9	10
1	1:15.18	1:09.48	1:09.20	1:08.55	1:07.46	1:07.22	1:06.04	1:07.64	1:07.15	1:06.40
11	1:07.55	1:06.65	1:06.08							
25	Andy MIDDLEHURST									
Lap	1	2	3	4	5	6	7	8	9	10
1	1:29.05	2:16.05	1:08.95	1:06.80	1:05.96	1:09.94	1:50.94	1:05.11	1:05.69	1:05.10
11	1:06.13									
27	Steve HART									
Lap	1	2	3	4	5	6	7	8	9	10
1	1:09.22	1:09.94	1:11.69	1:08.80	1:08.88	1:10.70	1:09.68	1:09.68	1:09.23	1:10.14
11	1:09.63									
28	Harindra DE SILVA									
Lap	1	2	3	4	5	6	7	8	9	10
1	1:13.65	1:11.03	1:10.57	1:11.41	1:10.00	1:09.51	1:08.81	1:09.71	1:10.64	1:09.20
11	1:10.06	1:08.12								
32	Bernardo HARTOGS									
Lap	1	2	3	4	5	6	7	8	9	10
1	1:15.15	1:11.87	1:11.60	1:10.54	1:11.11	1:10.39	1:11.28	1:09.64	1:11.01	1:11.35
11	1:10.87	1:10.72								
34	John BUSSEY									
Lap	1	2	3	4	5	6	7	8	9	10
1	1:15.48	1:12.91	1:12.95	1:12.29	1:12.21	1:11.08	1:11.27	1:11.40	1:14.45	1:10.81
11	1:12.41	1:11.44								
36	John DELANE									
Lap	1	2	3	4	5	6	7	8	9	10
1	1:16.81	1:15.16	1:11.40	1:10.89	1:09.52	1:10.50	1:10.77	1:10.99	1:08.61	1:10.68
11	1:09.55	1:08.83	1:08.26							
37	Eddy PERK									
Lap	1	2	3	4	5	6	7	8	9	10
1	1:24.38	2:00.33	1:08.35	1:09.92	1:07.55	1:07.50	1:06.86	1:09.21	1:07.51	1:07.71
11	1:07.26	1:33.08								
38	Tony BEST									
Lap	1	2	3	4	5	6	7	8	9	10
1	1:11.84	1:09.53	1:08.80	1:08.72	1:08.88	1:08.96	1:09.61	1:08.91	1:09.26	1:09.49
11	1:08.87	1:09.47	1:12.09							
43	Charles GILLETT									
Lap	1	2	3	4	5	6	7	8	9	10
1	1:16.71	1:11.35	1:09.07	1:09.48	1:08.67	1:11.85	1:10.48	1:09.89	1:07.63	1:07.55
11	1:09.76	1:13.62								

45 Scotty TAYLOR

Lap	1	2	3	4	5	6	7	8	9	10
1	1:29.40	1:21.05	1:19.82	1:18.60	1:18.87	1:20.07	1:20.01	1:18.09	1:19.01	1:19.45
11	1:19.56									

51 Rob HALL

Lap	1	2	3	4	5	6	7	8	9	10
1	1:15.28	1:15.14	1:11.46	1:09.91	1:22.66					

99 John EVANS

Lap	1	2	3	4	5	6	7	8	9	10
1	1:21.91	1:09.20	1:07.76	1:06.81	1:07.27	1:07.96	1:07.30	1:07.75	1:08.04	1:06.59
11	1:07.64	1:07.98	1:08.23							

128 Eddie MCGUIRE

Lap	1	2	3	4	5	6	7	8	9	10
1	-	1:09.81	1:07.91	1:08.08	1:08.06	1:07.56	1:07.21	1:07.83	1:07.46	

143 Robi BERNBERG

Lap	1	2	3	4	5	6	7	8	9	10
1	1:24.86	1:18.39	1:14.49	1:13.57	1:12.57	1:12.62	1:12.39	1:14.78	1:12.06	1:11.58
11	1:11.56	1:12.55								



The Vintage Sports-Car Club

SPECIAL PRE-WAR SPORTS CARS

PROVISIONAL RESULT - PRACTICE SESSION 6

PI	No	CI Name	Car	Laps	Time on Lap	Behind	MPH
1	11	Frederic WAKEMAN	Frazer Nash Super Sports	12	1:16.74	7	76.89
2	8	Ruediger FRIEDRICH	Alvis Firefly	8	1:16.97	3 00.23	76.66
3	62	Dougal CAWLEY	GN/Ford Piglet	11	1:17.79	6 01.05	75.85
4	83	Mark GILLIES	Aston Martin Speed Model	11	1:21.42	8 04.68	72.47
5	106	Richard HUDSON	Bentley 3/4 1/2 Litre	11	1:24.38	7 07.64	69.93
6	107	David WYLIE	Frazer Nash AC	11	1:24.45	7 07.71	69.87
7	94	Richard BRADLEY	Aston Martin Ulster	11	1:25.05	10 08.31	69.38
8	136	Heinz STAMM	Aston Martin Speed Model	11	1:25.08	9 08.34	69.35
9	122	Jeffrey EDWARDS	Alvis Sports Special	6	1:26.10	4 09.36	68.53
10	144	James WHITMORE	Riley 12/4 Special	10	1:28.49	10 11.75	66.68
11	31	Trevor SWETE	Invicta S Type	6	1:29.06	2 12.32	66.25
12	169	Malcolm BARRINGTON	Frazer Nash TT Replica	9	1:32.19	3 15.45	64.00
13	170	Nicholas MORLEY	Lagonda LG45 Open 2 Se	10	1:35.59	7 18.85	61.73
14	164	Steve ALLEN	Bentley 4 1/4 Litre Spl	10	1:35.85	6 19.11	61.56
15	181	David SAXL	Riley 12/4 Special	7	1:38.16	5 21.42	60.11
16	193	Bartek BALICKI	Aston Martin 15/98	8	1:43.10	3 26.36	57.23
Not-Seen							
	79	Durward LAWSON	Riley Special				
	82	Richard ILIFFE	Riley Elf				

Start Time : 10:51

Silverstone

21 Apr 18 11:11

Clerk of Course:

Time Issued:

Chief Timekeeper:

THESE RESULTS ARE PROVISIONAL UNTIL THE CONCLUSION OF ANY JUDICIAL AND TECHNICAL MATTERS

Timing by HS Sports Ltd - Results and Lap Times at www.theresultslive.co.uk/vintage-sports-car-club

SPECIAL PRE-WAR SPORTS CARS

LAP TIMES - PRACTICE SESSION 6

8	Ruediger FRIEDRICHS									
Lap	1	2	3	4	5	6	7	8	9	10
1	1:21.54	1:17.74	1:16.97	1:17.04	1:20.01	1:17.78	1:18.43	1:30.71		
11	Frederic WAKEMAN									
Lap	1	2	3	4	5	6	7	8	9	10
1	1:26.12	1:17.42	1:16.84	1:21.52	1:17.71	1:18.38	1:16.74	1:17.56	1:17.39	1:19.99
11	1:17.21	1:21.01								
31	Trevor SWETE									
Lap	1	2	3	4	5	6	7	8	9	10
1	1:31.14	1:29.06	1:29.46	1:29.47	1:29.10	1:29.07				
62	Dougal CAWLEY									
Lap	1	2	3	4	5	6	7	8	9	10
1	1:21.42	1:19.59	1:18.70	1:18.04	1:18.77	1:17.79	1:18.17	1:17.91	1:18.39	1:18.46
11	1:40.07									
83	Mark GILLIES									
Lap	1	2	3	4	5	6	7	8	9	10
1	1:29.14	1:24.89	1:23.06	1:21.85	1:21.81	1:22.12	1:22.59	1:21.42	1:24.20	1:21.81
11	1:21.82									
94	Richard BRADLEY									
Lap	1	2	3	4	5	6	7	8	9	10
1	1:26.93	1:26.13	1:25.36	1:25.53	1:25.56	1:27.95	1:25.28	1:25.18	1:27.08	1:25.05
11	1:25.45									
106	Richard HUDSON									
Lap	1	2	3	4	5	6	7	8	9	10
1	1:35.22	1:28.83	1:28.65	1:25.62	1:24.86	1:25.74	1:24.38	1:24.43	1:24.90	1:34.19
11	1:43.73									
107	David WYLIE									
Lap	1	2	3	4	5	6	7	8	9	10
1	1:27.29	1:26.76	1:26.24	1:25.92	1:24.91	1:25.04	1:24.45	1:25.37	1:29.45	1:26.21
11	1:25.46									
122	Jeffrey EDWARDS									
Lap	1	2	3	4	5	6	7	8	9	10
1	1:32.82	1:26.23	1:28.11	1:26.10	1:28.42	1:29.57				
136	Heinz STAMM									
Lap	1	2	3	4	5	6	7	8	9	10
1	1:31.91	1:28.42	1:26.12	1:26.09	1:25.42	1:25.57	1:25.26	1:26.45	1:25.08	1:25.63
11	1:26.24									
144	James WHITMORE									
Lap	1	2	3	4	5	6	7	8	9	10
1	1:34.15	1:30.11	1:29.53	1:29.01	1:29.50	1:29.24	1:29.45	1:28.79	1:29.25	1:28.49

164 Steve ALLEN

Lap	1	2	3	4	5	6	7	8	9	10
1	1:48.89	1:37.91	1:36.63	1:36.31	1:37.30	1:35.85	1:36.93	1:36.44	1:36.66	2:04.86

169 Malcolm BARRINGTON

Lap	1	2	3	4	5	6	7	8	9	10
1	1:35.74	1:33.36	1:32.19	1:32.82	1:32.46	1:33.80	1:36.25	1:33.78	1:38.40	

170 Nicholas MORLEY

Lap	1	2	3	4	5	6	7	8	9	10
1	1:43.59	1:40.76	1:37.13	1:39.47	1:39.80	1:37.21	1:35.59	1:37.69	1:38.14	2:20.78

181 David SAXL

Lap	1	2	3	4	5	6	7	8	9	10
1	1:42.59	1:41.18	1:39.28	1:39.51	1:38.16	1:39.48	1:57.91			

193 Bartek BALICKI

Lap	1	2	3	4	5	6	7	8	9	10
1	1:45.51	1:44.32	1:43.10	1:57.65	2:11.23	2:43.04	1:43.30	2:02.96		



The Vintage Sports-Car Club

FRAZER NASH CARS

PROVISIONAL RESULT - PRACTICE SESSION 7

PI	No	CI	Name	Car	Laps	Time on Lap	Behind	MPH	
1	50		Martin HUNT	Frazer Nash Le Mans Repl	12	1:14.87	7	78.81	
2	27		Martyn CORFIELD	Frazer Nash Le Mans Repl	9	1:14.95	6	00.08	78.72
3	212		Patrick BLAKENEY-EDWARDS	Frazer Nash SuperSpeed	9	1:15.16	9	00.29	78.50
4	49		John URE	Frazer Nash Le Mans Repl	12	1:15.50	7	00.63	78.15
5	41		Brian WHITE	Frazer Nash/Bmw TT Repl	11	1:15.56	5	00.69	78.09
6	53		Tony LEES	AC/GN Cognac	6	1:16.31	3	01.44	77.32
7	36		Justin MAEERS	GN Parker	12	1:16.61	2	01.74	77.02
8	312		Michael GRANT PETERKIN	Frazer Nash High Speed	12	1:16.79	10	01.92	76.84
9	74		Philip CHAMPION	Frazer Nash Mille Miglia	11	1:16.82	6	01.95	76.81
10	37		Martin STRETTON	Frazer Nash Targa Florio	10	1:16.90	4	02.03	76.73
11	64		Theodore HUNT	Frazer Nash Targa Florio	12	1:16.99	3	02.12	76.64
12	34		Julian GRIMWADE	Frazer Nash Single Seat	12	1:17.22	9	02.35	76.41
13	75		Edward WILLIAMS	Frazer Nash Super Sports	12	1:17.41	9	02.54	76.22
14	209		Geraint LEWIS	Frazer Nash Sng Seat GP	8	1:17.78	7	02.91	75.86
15	80		Ralf EMMERLING	Frazer Nash Mille Miglia	11	1:17.79	11	02.92	75.85
16	21		Edie GIBBS	Frazer Nash SS Racer	7	1:18.00	2	03.13	75.65
17	82		Richard ILIFFE	Riley Elf	11	1:18.31	7	03.44	75.35
18	226		Andrew HALL	Frazer Nash High Speed	10	1:18.72	7	03.85	74.95
19	25		Julian MAJZUB	Frazer Nash Mille Miglia	11	1:20.02	8	05.15	73.74
20	134		David PRYKE	Frazer Nash Shelsley	11	1:22.23	8	07.36	71.75
21	128		Jo BLAKENEY-EDWARDS	Frazer Nash Super Sports	7	1:22.77	3	07.90	71.29
22	110		Simon BLAKENEY-EDWARDS	Frazer Nash Super Sports	9	1:23.12	9	08.25	70.99
23	111		Paul BAKER	Frazer Nash Sports	11	1:24.24	5	09.37	70.04
24	223		Hamish MONRO	Frazer Nash Super Sports	10	1:24.52	5	09.65	69.81
25	87		Jeremy BREWSTER	Frazer Nash Geoghegan S	5	1:24.69	4	09.82	69.67
26	48		Andrew SMITH	Frazer Nash Super Sports	5	1:25.01	3	10.14	69.41
27	84		Mark WALKER	GN Thunderbug	10	1:25.33	5	10.46	69.15
28	137		Steven PRYKE	Frazer Nash Slug	10	1:26.50	3	11.63	68.21
29	72		Charles GILLET	Frazer Nash TT Rep	4	1:27.35	3	12.48	67.55
30	123		Alastair PUGH	Frazer Nash/BMW 328	10	1:28.29	6	13.42	66.83
31	130		Alistair PUGH	Frazer Nash Super Sports	10	1:28.83	9	13.96	66.42
32	157		Andy NEWBOUND	Frazer Nash Ulster 100	10	1:29.02	6	14.15	66.28
33	159		David JOHNSON	Frazer Nash Super Sports	10	1:29.76	6	14.89	65.74
34	149		Jon GILES	Frazer Nash Boulogne TT	9	1:32.29	6	17.42	63.93
35	141		Charles PITHER	Frazer Nash Ulster	5	1:34.70	3	19.83	62.31

Start Time : 11:13

Silverstone

21 Apr 18 11:33

Clerk of Course:

Time Issued:

Chief Timekeeper:

THESE RESULTS ARE PROVISIONAL UNTIL THE CONCLUSION OF ANY JUDICIAL AND TECHNICAL MATTERS

Timing by HS Sports Ltd - Results and Lap Times at www.theresultslive.co.uk/vintage-sports-car-club

FRAZER NASH CARS

LAP TIMES - PRACTICE SESSION 7

21	Edie GIBBS										
	Lap	1	2	3	4	5	6	7	8	9	10
	1	1:21.41	1:18.00	1:19.98	1:25.43	1:19.06	1:20.29	1:52.08			
25	Julian MAJZUB										
	Lap	1	2	3	4	5	6	7	8	9	10
	1	1:23.70	1:22.79	1:20.69	1:20.70	1:22.58	1:20.57	1:20.67	1:20.02	1:20.80	1:20.27
	11	1:20.04									
27	Martyn CORFIELD										
	Lap	1	2	3	4	5	6	7	8	9	10
	1	2:36.04	1:16.24	1:16.72	2:31.95	1:14.97	1:14.95	2:34.56	1:15.18	1:15.07	
34	Julian GRIMWADE										
	Lap	1	2	3	4	5	6	7	8	9	10
	1	1:18.64	1:18.50	1:17.38	1:17.36	1:19.62	1:20.01	1:17.81	1:17.90	1:17.22	1:18.88
	11	1:17.22	1:28.12								
36	Justin MAEERS										
	Lap	1	2	3	4	5	6	7	8	9	10
	1	1:17.91	1:16.61	1:18.32	1:17.04	1:17.71	1:19.36	1:20.46	1:18.98	1:19.19	1:18.98
	11	1:19.84	1:29.67								
37	Martin STRETTON										
	Lap	1	2	3	4	5	6	7	8	9	10
	1	1:20.71	1:18.99	1:17.63	1:16.90	1:17.76	1:18.46	1:19.30	1:33.90	2:51.17	1:17.56
41	Brian WHITE										
	Lap	1	2	3	4	5	6	7	8	9	10
	1	1:24.85	1:16.05	1:16.21	1:16.38	1:15.56	1:17.58	1:17.28	1:19.29	1:20.24	1:20.17
	11	1:18.01									
48	Andrew SMITH										
	Lap	1	2	3	4	5	6	7	8	9	10
	1	1:27.26	1:26.71	1:25.01	1:26.09	1:27.79					
49	John URE										
	Lap	1	2	3	4	5	6	7	8	9	10
	1	1:20.77	1:18.50	1:16.81	1:16.07	1:17.18	1:17.22	1:15.50	1:16.72	1:16.24	1:15.96
	11	1:15.85	1:16.58								
50	Martin HUNT										
	Lap	1	2	3	4	5	6	7	8	9	10
	1	1:16.47	1:14.97	1:16.05	1:16.75	1:17.15	1:15.32	1:14.87	1:15.57	1:17.47	1:16.18
	11	1:15.59	1:14.96								
53	Tony LEES										
	Lap	1	2	3	4	5	6	7	8	9	10
	1	1:27.41	1:25.09	1:16.31	1:16.79	1:17.21	1:45.28				

64	Theodore HUNT									
Lap	1	2	3	4	5	6	7	8	9	10
1	1:19.82	1:18.07	1:16.99	1:17.45	1:18.77	1:17.59	1:17.43	1:24.54	1:39.44	1:18.58
11	1:18.67	1:35.75								
72	Charles GILLETT									
Lap	1	2	3	4	5	6	7	8	9	10
1	1:30.88	1:28.23	1:27.35	1:45.07						
74	Philip CHAMPION									
Lap	1	2	3	4	5	6	7	8	9	10
1	1:20.85	1:19.10	1:17.29	1:18.21	1:18.06	1:16.82	1:17.61	1:19.05	1:17.37	1:17.35
11	1:17.99									
75	Edward WILLIAMS									
Lap	1	2	3	4	5	6	7	8	9	10
1	1:21.24	1:18.67	1:18.10	1:18.15	1:18.53	1:18.79	1:17.72	1:18.43	1:17.41	1:17.69
11	1:18.25	1:18.24								
80	Ralf EMMERLING									
Lap	1	2	3	4	5	6	7	8	9	10
1	1:21.11	1:20.34	1:18.93	1:18.76	1:18.94	1:18.96	1:18.90	1:20.93	1:21.52	1:19.62
11	1:17.79									
82	Richard ILIFFE									
Lap	1	2	3	4	5	6	7	8	9	10
1	1:21.53	1:18.77	1:18.74	1:20.49	1:20.85	1:20.07	1:18.31	1:22.59	1:19.37	1:18.80
11	1:20.87									
84	Mark WALKER									
Lap	1	2	3	4	5	6	7	8	9	10
1	1:28.49	1:25.48	1:25.91	1:25.34	1:25.33	1:25.36	1:26.90	1:25.50	1:25.64	1:26.84
87	Jeremy BREWSTER									
Lap	1	2	3	4	5	6	7	8	9	10
1	1:29.76	1:25.57	1:25.36	1:24.69	1:59.63					
110	Simon BLAKENEY-EDWARDS									
Lap	1	2	3	4	5	6	7	8	9	10
1	1:41.59	3:05.46	1:26.05	1:24.52	1:25.86	1:23.96	1:23.96	1:23.45	1:23.12	
111	Paul BAKER									
Lap	1	2	3	4	5	6	7	8	9	10
1	1:29.38	1:28.64	1:26.73	1:27.23	1:24.24	1:24.79	1:26.77	1:24.99	1:24.63	1:26.14
11	1:25.35									
123	Alastair PUGH									
Lap	1	2	3	4	5	6	7	8	9	10
1	1:34.20	1:31.17	1:30.17	1:28.93	1:29.85	1:28.29	1:45.04	1:30.92	1:30.45	1:29.55
128	Jo BLAKENEY-EDWARDS									
Lap	1	2	3	4	5	6	7	8	9	10
1	1:24.13	1:23.07	1:22.77	1:24.36	1:24.17	1:24.43	1:23.82			
130	Alistair PUGH									
Lap	1	2	3	4	5	6	7	8	9	10

	1	1:34.27	1:31.51	1:31.32	1:30.07	1:31.43	1:30.92	1:32.25	1:29.40	1:28.83	1:30.96
134	David PRYKE										
	Lap	1	2	3	4	5	6	7	8	9	10
	1	1:35.07	1:24.67	1:22.44	1:23.26	1:25.48	1:23.52	1:23.20	1:22.23	1:23.06	1:22.40
	11	1:23.67									
137	Steven PRYKE										
	Lap	1	2	3	4	5	6	7	8	9	10
	1	1:31.05	1:27.16	1:26.50	1:26.80	1:29.18	1:29.77	1:29.50	1:27.45	1:27.46	1:26.97
141	Charles PITHER										
	Lap	1	2	3	4	5	6	7	8	9	10
	1	1:50.08	1:37.27	1:34.70	1:45.40	1:49.69					
149	Jon GILES										
	Lap	1	2	3	4	5	6	7	8	9	10
	1	1:36.80	1:33.39	1:32.85	1:33.16	1:34.68	1:32.29	1:38.90	1:34.78	1:42.91	
157	Andy NEWBOUND										
	Lap	1	2	3	4	5	6	7	8	9	10
	1	1:37.40	1:32.83	1:31.26	1:30.11	1:30.69	1:29.02	1:30.36	1:30.23	1:29.16	1:29.40
159	David JOHNSON										
	Lap	1	2	3	4	5	6	7	8	9	10
	1	1:35.86	1:33.51	1:30.91	1:33.16	1:35.93	1:29.76	1:30.26	1:30.88	1:31.83	1:31.77
209	Geraint LEWIS										
	Lap	1	2	3	4	5	6	7	8	9	10
	1	1:27.85	1:21.62	1:19.38	1:21.11	1:19.12	1:20.02	1:17.78	1:38.00		
212	Patrick BLAKENEY-EDWARDS										
	Lap	1	2	3	4	5	6	7	8	9	10
	1	1:20.58	1:15.36	1:16.85	1:17.03	1:18.07	1:24.18	3:54.52	1:16.20	1:15.16	
223	Hamish MONRO										
	Lap	1	2	3	4	5	6	7	8	9	10
	1	1:28.23	1:28.33	1:27.12	1:27.84	1:24.52	1:26.17	1:28.03	1:25.25	1:30.21	1:27.62
226	Andrew HALL										
	Lap	1	2	3	4	5	6	7	8	9	10
	1	1:22.62	1:20.36	1:20.51	1:19.40	1:31.78	2:24.48	1:18.72	1:20.14	1:19.59	1:33.51
312	Michael GRANT PETERKIN										
	Lap	1	2	3	4	5	6	7	8	9	10
	1	1:19.93	1:19.54	1:17.91	1:18.81	1:18.18	1:19.92	1:16.99	1:17.89	1:17.09	1:16.79
	11	1:17.56	1:17.63								



30 MINUTE HIGH SPEED TRIAL

RESULT - RACE 1

No	CI Name	Car	Year	Laps	Time	Best Lap on	MPH	Qualified
71	David FURNELL	Riley Brooklands	1928	15	29:27.03	1:46.95	11 55.17	Yes
89	Jack BOND	Vauxhall A/D Type	1914/18	15	29:52.58	1:50.75	15 53.28	No
93	Marian STOCH	Aston Martin 15/98	1937	16	29:49.08	1:41.14	11 58.34	No
135	Alexander HEWITSON	Riley 12/4 Special	1937	19	29:05.12	1:24.78	16 69.60	Yes
152	Thomas DEAN	Alvis Silver Eagle	1933	15	29:20.82	1:39.85	15 59.09	No
153	Christopher SCOTT MACKIRDY	Aston Martin Le Mans	1933	3	17:51.15	1:31.34	3 64.60	No
154	Mark DOLTON	MG PB	1935	13	24:21.13	1:36.17	2 61.35	No
155	Richard MATTHEWS	Frazer Nash Special	1935	15	29:56.59	1:40.88	15 58.49	No
160	Jean LAURENT-BELLUE	Aston Martin International	1930	15	28:24.03	1:43.64	15 56.93	No
167	David ASPLIN	Austin 7 Ulster Replica	1931	15	28:02.52	1:34.93	13 62.16	No
168	Roger TUSHINGHAM	MG N Type Special	1934	18	29:50.97	1:29.74	14 65.75	Yes
172	Edward HARVEY	Riley The Densham Imp	1928/34	3	9:27.94	2:30.19	3 39.29	No
173	Charles GODDARD	MG PA-PB	1934	17	29:29.38	1:34.61	5 62.37	Yes
182	Claire FURNELL-WILLIAMS	Austin 7 The Toy	1930	15	29:07.15	1:45.18	12 56.10	Yes
183	Ian FYFE	Alvis 12/70 Special	1937	16	28:56.65	1:37.28	14 60.65	No
186	Leonard LORD	Riley Falcon	1936	16	28:54.25	1:37.93	13 60.25	Yes
192	Lucy DELANEY	Lea-Francis Hyper	1930	15	28:32.22	1:43.01	12 57.28	No
195	Klaus-Peter MUTSCHLER	Alvis FD 12/75 Fwd	1928	14	29:05.61	1:50.33	4 53.48	No
208	Philippe LANTERNIER	Aston Martin Mark II	1935	16	28:55.17	1:40.18	10 58.90	Yes
219	Nicholas LEES	Riley Sprite 2Str	1937	17	29:24.38	1:30.85	2 64.95	Yes
221	Alan MIDDLETON	Aston Martin Speed 'Red	1936	19	29:11.93	1:23.32	10 70.82	Yes

Fastest Lap

221	Alan MIDDLETON	Aston Martin Speed 'Red	1936	1:23.32	10 70.82
-----	----------------	-------------------------	------	---------	----------

Start Time : 12:00

Silverstone

21 Apr 18 12:41

Clerk of Course:

Time Issued:

Chief Timekeeper:

THESE RESULTS ARE PROVISIONAL UNTIL THE CONCLUSION OF ANY JUDICIAL AND TECHNICAL MATTERS

Timing by HS Sports Ltd - Results and Lap Times at www.theresultslive.co.uk/vintage-sports-car-club

RACE GRID

30 MINUTE HIGH SPEED TRIAL

RACE 1

ROW 12	89 01:57.630 Jack BOND	208 01:54.850 Philippe LANTERNIER
ROW 11	192 01:54.440 Lucy DELANEY	195 01:52.810 Klaus-Peter MUTSCHLE
ROW 10	160 01:50.160 Jean LAURENT-BELLUE	71 01:50.000 David FURNELL
ROW 9	152 01:49.450 Thomas DEAN	182 01:48.740 Claire FURNELL-WILLIA
ROW 8	93 01:45.890 Marian STOCH	155 01:45.060 Richard MATTHEWS
ROW 7	183 01:44.110 Ian FYFE	167 01:42.860 David ASPLIN
ROW 6	148 01:41.990 David LEWIS	186 01:41.750 Leonard LORD
ROW 5	172 01:40.770 Edward HARVEY	173 01:35.270 Charles GODDARD
ROW 4	154 01:34.990 Mark DOLTON	146 01:32.590 Fred BOOTHBY
ROW 3	33 01:31.840 Keith ASHWORTH	219 01:31.230 Nicholas LEES
ROW 2	153 01:31.200 Christopher SCOTT MAC	168 01:29.110 Roger TUSHINGHAM
ROW 1	135 01:26.540 Alexander HEWITSON	221 01:22.530 Alan MIDDLETON

Grid Used: White Markings

POLE

30 MINUTE HIGH SPEED TRIAL

LAP TIMES - RACE 1

71 David FURNELL

Lap	1	2	3	4	5	6	7	8	9	10
1	2:01.48	1:51.95	1:49.82	1:48.62	1:58.99	3:34.66	1:49.03	1:49.78	1:47.99	1:49.31
11	1:46.95	1:49.43	1:49.86	1:50.06	1:49.10	1:53.07				

89 Jack BOND

Lap	1	2	3	4	5	6	7	8	9	10
1	2:06.67	1:50.75	1:52.94	1:53.18	2:07.90	2:53.93	1:52.98	1:58.70	1:53.76	1:55.35
11	1:54.23	1:51.84	1:53.84	1:53.73	1:52.78	-				

93 Marian STOCH

Lap	1	2	3	4	5	6	7	8	9	10
1	1:56.49	1:47.40	1:44.91	1:44.13	1:44.87	1:42.88	1:44.25	1:53.49	3:27.89	1:46.70
11	1:41.14	1:42.67	1:42.98	1:41.61	1:42.55	1:45.12	1:42.58			

135 Alexander HEWITSON

Lap	1	2	3	4	5	6	7	8	9	10
1	1:29.40	1:28.08	1:26.06	1:26.13	1:29.06	1:28.22	1:26.69	1:35.14	2:43.28	1:26.82
11	1:27.17	1:26.14	1:30.21	1:24.88	1:26.20	1:24.78	1:25.61	1:30.03	1:31.22	1:30.11

152 Thomas DEAN

Lap	1	2	3	4	5	6	7	8	9	10
1	1:59.20	1:46.81	1:44.85	1:44.69	1:43.58	1:42.27	1:42.27	1:52.12	4:53.36	1:42.83
11	1:44.43	1:42.26	1:42.30	1:40.00	1:39.85	1:43.41				

153 Christopher SCOTT MACKIRDY

Lap	1	2	3	4	5	6	7	8	9	10
1	11:41.45	4:38.36	1:31.34							

154 Mark DOLTON

Lap	1	2	3	4	5	6	7	8	9	10
1	1:40.42	1:36.17	1:36.73	1:37.83	1:38.54	1:40.26	1:46.53	3:46.24	1:42.66	1:42.95
11	1:45.28	1:47.21	2:00.31							

155 Richard MATTHEWS

Lap	1	2	3	4	5	6	7	8	9	10
1	1:59.59	1:51.03	1:46.85	1:44.86	1:44.56	1:44.79	1:42.68	1:43.67	1:44.02	1:42.54
11	1:50.40	1:42.68	1:48.31	5:08.73	1:41.88	1:40.85				

160 Jean LAURENT-BELLUE

Lap	1	2	3	4	5	6	7	8	9	10
1	2:02.86	1:51.19	1:50.71	1:47.35	1:49.94	1:47.66	1:46.79	1:47.34	1:45.76	1:52.44
11	3:05.65	1:44.60	1:44.22	1:43.88	1:43.64	-				

167 David ASPLIN

Lap	1	2	3	4	5	6	7	8	9	10
1	1:56.35	4:37.67	1:37.09	1:35.55	1:37.32	1:35.16	1:38.16	1:36.55	1:36.25	1:37.57
11	1:36.91	1:35.69	1:34.93	1:38.90	2:08.42					

168 Roger TUSHINGHAM

Lap	1	2	3	4	5	6	7	8	9	10
1	1:33.05	1:29.77	1:31.33	1:32.39	1:33.50	1:33.52	1:33.01	1:39.45	3:43.48	1:32.83
11	1:32.34	1:30.71	1:32.68	1:29.74	1:30.17	1:30.14	1:30.92	1:31.94	1:30.83	

172 Edward HARVEY

Lap	1	2	3	4	5	6	7	8	9	10
1	2:03.77	4:53.98	2:30.19							

173 Charles GODDARD

Lap	1	2	3	4	5	6	7	8	9	10
1	1:59.18	3:24.40	1:38.25	1:37.41	1:34.61	1:35.88	1:36.73	1:35.52	1:35.96	1:37.18
11	1:35.56	1:39.80	1:36.15	1:36.21	1:35.13	1:35.97	1:35.44	1:38.23		

182 Claire FURNELL-WILLIAMS

Lap	1	2	3	4	5	6	7	8	9	10
1	1:58.42	1:52.10	2:00.70	3:29.48	1:52.66	1:50.77	1:49.32	1:49.22	1:47.18	1:46.32
11	1:46.62	1:45.18	1:45.24	1:46.88	1:47.06	1:46.91				

183 Ian FYFE

Lap	1	2	3	4	5	6	7	8	9	10
1	1:51.05	1:41.30	1:41.35	1:41.95	1:40.56	1:40.95	1:39.83	1:40.48	1:49.13	3:38.54
11	1:39.68	1:39.60	1:39.32	1:37.28	1:38.29	1:37.34	1:37.32			

186 Leonard LORD

Lap	1	2	3	4	5	6	7	8	9	10
1	1:46.14	1:52.09	3:37.99	1:39.95	1:42.40	1:42.28	1:40.02	1:39.76	1:39.75	1:40.05
11	1:39.53	1:39.96	1:37.93	1:39.03	1:38.54	1:38.83	1:38.93			

192 Lucy DELANEY

Lap	1	2	3	4	5	6	7	8	9	10
1	2:00.43	1:50.73	1:46.89	1:46.15	1:44.13	1:44.75	1:43.90	1:43.92	1:44.21	1:56.12
11	3:30.66	1:43.01	1:44.85	1:44.97	1:47.50	1:47.30				

195 Klaus-Peter MUTSCHLER

Lap	1	2	3	4	5	6	7	8	9	10
1	2:02.42	1:51.11	1:50.98	1:50.33	1:51.74	1:57.53	4:15.60	1:57.99	1:58.35	1:55.77
11	1:51.57	1:53.02	1:53.24	1:55.96	2:00.15					

208 Philippe LANTERNIER

Lap	1	2	3	4	5	6	7	8	9	10
1	2:00.06	1:49.54	1:52.09	2:59.51	1:40.55	1:41.75	1:41.94	1:41.21	1:41.04	1:40.18
11	1:41.60	1:41.69	1:41.21	1:41.04	1:40.56	1:41.20	1:40.26			

219 Nicholas LEES

Lap	1	2	3	4	5	6	7	8	9	10
1	1:37.02	1:30.85	1:32.32	1:36.04	1:36.01	1:35.80	1:34.55	1:32.95	1:34.44	1:33.72
11	1:32.02	1:33.10	1:35.91	1:34.85	1:47.30	4:05.79	1:31.71	1:33.62		

221 Alan MIDDLETON

Lap	1	2	3	4	5	6	7	8	9	10
1	1:32.98	1:26.01	1:25.10	1:24.88	1:25.89	1:39.57	3:25.23	1:24.66	1:24.38	1:23.32
11	1:23.89	1:25.67	1:23.87	1:24.32	1:24.32	1:24.36	1:24.71	1:24.45	1:24.32	1:25.59

Lap Chart

30 MINUTE HIGH SPEED TRIAL - RACE 1

Lap 1		Lap 2		Lap 3		Lap 4		Lap 5		Lap 6		Lap 7		Lap 8		Lap 9		Lap 10	
No	Time	No	Time	No	Time	No	Time	No	Time	No	Time	No	Time	No	Time	No	Time	No	Time
135	1:29.40	135	2:57.48	135	4:23.54	221	5:48.97	221	7:14.86	135	8:46.95	135	10:13.64	135	11:48.78	219	14:09.98	219	15:43.70
221	1:32.98	221	2:58.99	221	4:24.09	135	5:49.67	152	7:15.55 *1	221	8:54.43	173	10:13.85 *2	173	11:49.73 *2	152	14:15.79 *1	135	15:58.88
168	1:33.05	168	3:02.82	168	4:34.15	89	5:50.36 *1	186	7:16.22 *2	186	8:56.17 *2	183	10:17.16 *1	183	11:56.99 *1	155	14:18.03 *1	155	16:02.05 *1
219	1:37.02	219	3:07.87	219	4:40.19	182	5:51.22 *1	135	7:18.73	93	8:57.80 *1	208	10:21.75 *2	208	12:03.50 *2	93	14:18.42 *1	192	16:05.11 *1
154	1:40.42	154	3:16.59	154	4:53.32	168	6:06.54	155	7:22.33 *1	152	8:59.13 *1	186	10:38.57 *2	221	12:19.66 *1	192	14:20.90 *1	168	16:09.50 *1
186	1:46.14	183	3:32.35	183	5:13.70	219	6:16.23	192	7:24.20 *1	155	9:06.89 *1	93	10:40.68 *1	186	12:20.85 *2	135	14:32.06	167	16:13.85 *2
183	1:51.05	186	3:38.23	173	5:23.58 *1	154	6:31.15	71	7:31.87 *1	192	9:08.33 *1	152	10:41.40 *1	152	12:23.67 *1	167	14:37.30 *2	153	16:19.81 *8
167	1:56.35	93	3:43.89	93	5:28.80	167	6:34.02 *2	160	7:32.11 *1	168	9:13.56	168	10:46.57	93	12:24.93 *1	89	14:38.35 *2	160	16:29.60 *1
93	1:56.49	152	3:46.01	152	5:30.86	183	6:55.65	195	7:34.84 *1	182	9:20.70 *2	155	10:51.68 *1	168	12:26.02	160	14:43.84 *1	221	16:32.02
182	1:58.42	208	3:49.60	155	5:37.47	172	6:57.75 *2	168	7:40.04	160	9:22.05 *1	192	10:53.08 *1	155	12:34.36 *1	182	14:53.45 *2	89	16:37.05 *2
173	1:59.18	182	3:50.52	192	5:38.05	173	7:01.83 *1	89	7:43.54 *1	195	9:26.58 *1	219	11:02.59	219	12:35.54	71	14:54.55 *2	173	16:37.94 *1
152	1:59.20	155	3:50.62	208	5:41.69	93	7:12.93	219	7:52.24	172	9:27.94 *3	160	11:09.71 *1	192	12:36.98 *1	173	15:01.98 *1	182	16:42.67 *2
155	1:59.59	192	3:51.16	71	5:43.25			154	8:09.69	219	9:28.04	182	11:13.36 *2	89	12:45.37 *2	221	15:08.70	71	16:44.33 *2
208	2:00.06	71	3:53.43	195	5:44.51			167	8:11.11 *2	71	9:30.86 *1	167	11:23.98 *2	160	12:56.50 *1	154	15:22.72 *1	154	17:05.38 *1
192	2:00.43	195	3:53.53	160	5:44.76			183	8:36.21	167	9:46.66 *2	195	11:24.11 *1	167	12:59.14 *2	183	15:26.60	208	17:07.69 *1
71	2:01.48	160	3:54.05					173	8:39.24 *1	154	9:49.95	154	11:36.48	182	13:04.13 *2	208	15:26.65 *1		
195	2:02.42	89	3:57.42					208	8:41.20 *1	89	9:51.44 *1	153	11:41.45 *6	71	13:05.52 *2	195	15:39.71 *2		
160	2:02.86													173	13:26.46 *1	186	15:40.63 *1		
172	2:03.77													183	13:37.47				
89	2:06.67													221	13:44.32				
														208	13:45.44 *1				
														186	14:00.87 *1				

Lap Chart

30 MINUTE HIGH SPEED TRIAL - RACE 1

Lap 11		Lap 12		Lap 13		Lap 14		Lap 15		Lap 16		Lap 17		Lap 18		Lap 19		Lap 20	
No	Time	No	Time	No	Time	No	Time	No	Time	No	Time	No	Time	No	Time	No	Time	No	Time
219	17:15.72	219	18:48.82	135	20:22.40	135	21:47.28	135	23:13.48	135	24:38.26	135	26:03.87	135	27:33.90	135	29:05.12	135	30:35.23
186	17:20.38 *2	135	18:52.19	219	20:24.73	219	21:59.58	192	23:14.90 *3	93	24:39.80 *3	89	26:06.07 *4	71	27:37.93 *4	195	29:05.61 *5	208	30:35.43 *3
135	17:26.05	186	19:00.43 *2	89	20:26.16 *3	182	22:02.79 *3	195	23:23.39 *4	173	24:42.84 *2	173	26:17.97 *2	152	27:40.97 *4	182	29:07.15 *4	221	30:37.52
195	17:37.70 *3	183	19:05.14 *2	208	20:29.47 *2	71	22:08.58 *3	221	23:34.09	160	24:56.51 *3	93	26:21.41 *3	221	27:47.61	221	29:11.93	182	30:54.06 *4
168	17:42.33 *1	152	19:09.15 *3	154	20:33.61 *2	221	22:09.77	219	23:46.88	221	24:58.45	221	26:23.16	219	27:52.67 *2	152	29:20.82 *4	219	30:58.00 *2
155	17:44.59 *1	168	19:14.67 *1	186	20:39.96 *2	208	22:11.16 *2	168	23:47.80 *1	192	24:59.75 *3	160	26:40.39 *3	173	27:53.94 *2	219	29:24.38 *2	152	31:04.23 *4
93	17:46.31 *2	221	19:21.58	183	20:44.82 *2	168	22:18.06 *1	182	23:47.97 *3	195	25:16.41 *4	192	26:44.72 *3	89	27:59.80 *4	71	29:27.03 *4	195	31:05.76 *5
167	17:50.10 *2	167	19:27.67 *2	168	20:45.38 *1	186	22:19.92 *2	208	23:52.37 *2	168	25:17.97 *1	168	26:48.11 *1	167	28:02.52 *3	173	29:29.38 *2	173	31:07.61 *2
153	17:51.15 *8	93	19:33.01 *2	221	20:45.45	89	22:20.39 *3	186	23:57.85 *2	182	25:33.21 *3	195	27:09.65 *4	93	28:03.96 *3	93	29:49.08 *3	71	31:20.10 *4
221	17:55.91	155	19:34.99 *1	152	20:51.98 *3	154	22:20.82 *2	71	23:58.01 *3	208	25:33.41 *2	208	27:13.97 *2	155	28:14.71 *4	168	29:50.97 *1	168	31:21.80 *1
192	18:01.23 *1	195	19:36.05 *3	167	21:04.58 *2	183	22:24.42 *2	183	24:03.74 *2	186	25:36.88 *2	186	27:15.42 *2	168	28:19.03 *1	89	29:52.58 *4	93	31:31.66 *3
173	18:15.12 *1	173	19:50.68 *1	93	21:14.15 *2	152	22:36.41 *3	89	24:12.23 *3	183	25:41.02 *2	183	27:19.31 *2	160	28:24.03 *3	155	29:56.59 *4	155	31:37.44 *4
160	18:22.04 *1	182	20:16.17 *2	155	21:17.67 *1	167	22:40.27 *2	167	24:15.20 *2	71	25:47.87 *3	182	27:20.09 *3	192	28:32.22 *3	160	30:05.33 *3	89	31:42.59 *4
182	18:29.85 *2	71	20:21.63 *2	160	21:27.69 *2	93	22:56.82 *2	152	24:18.67 *3	167	25:54.10 *2			186	28:54.25 *2	192	30:19.52 *3		
89	18:30.81 *2			173	21:30.48 *1	155	23:05.98 *1	154	24:21.13 *2	152	26:00.97 *3			208	28:55.17 *2	186	30:33.18 *2		
71	18:32.32 *2			195	21:31.82 *3	173	23:06.63 *1							183	28:56.65 *2	183	30:33.97 *2		
208	18:47.87 *1			192	21:31.89 *2	160	23:12.29 *2												
154	18:48.33 *1																		



STANDARD & MODIFIED PRE-WAR SPORTS CARS (VSCC SET 3)

RESULT - RACE 2 - Amended

PI	No	CI	Name	Car	Year	Laps	Time	Behind	MPH	Best Lap on	MPH
1	45		Richard PILKINGTON	Talbot T26 SS	1937/38	12	16:12.07		72.84	1:19.68	7 74.05
2	114		Marcus BLACK	Talbot Lago T23	1939	12	16:14.32	2.25	72.67	1:19.71	7 74.02
3	14		Chris CHILCOTT	Frazer Nash Fast Tourer	1926/30	12	16:29.80	17.73	71.53	1:21.19	5 72.67
4	113		Ross KEELING	Delahaye 135Ms	1936	12	16:46.85	34.78	70.32	1:20.70	8 73.12
5	73		Andrew MITCHELL	HRG 1 1/2 Litre	1937	12	16:51.77	39.70	69.98	1:20.71	10 73.11
6	140		Christopher BALL	Invicta S Type	1931	12	17:15.79	1:03.72	68.36	1:24.64	8 69.71
7	94		Richard BRADLEY	Aston Martin Ulster	1935	12	17:17.30	1:05.23	68.26	1:24.71	10 69.65
8	19		John BRIGGS	Aston Martin Ulster	1934	12	17:25.47	1:13.40	67.73	1:25.85	5 68.73 *
9	9		David OZANNE	Aston Martin Speed Ulster	1938	12	17:34.19	1:22.12	67.17	1:25.98	12 68.63
10	139		Simon EDWARDS	Morgan Aero Supersport	1930	11	16:24.35	1 Lap	65.94	1:26.95	10 67.86
11	138		Ian STANDING	Riley Brooklands	1929	11	16:26.48	1 Lap	65.79	1:27.61	7 67.35
12	142		Christopher LUNN	Talbot 105	1931	11	16:27.38	1 Lap	65.73	1:28.10	11 66.97
13	31		Trevor SWETE	Invicta S Type	1931	11	16:33.28	1 Lap	65.34	1:25.94	10 68.66
14	129		Nicolas ROSSI	Alfa Romeo 6C 1750 GS	1930	11	16:51.22	1 Lap	64.18	1:30.02	10 65.55
15	162		Andrew BAKER	Riley Brooklands	1930	11	17:12.03	1 Lap	62.89	1:31.50	5 64.49
16	40		Simon KING	Morgan 4/4 Le Mans	1938	11	17:16.30	1 Lap	62.63	1:32.05	7 64.10
17	147		Clive TEMPLE	Riley Brooklands	1929	11	17:20.17	1 Lap	62.40	1:32.87	4 63.53
18	145		Max SOWERBY	Talbot Lago T120	1939	11	18:21.67	1 Lap	58.91	1:27.45	2 67.47
19	178		Simon JACKSON	MG PB	1935	10	16:17.58	2 Laps	60.36	1:35.74	2 61.63
20	151		Duncan POTTER	MG Monthery Midget	1931	10	16:17.95	2 Laps	60.33	1:34.87	4 62.19
21	176		Chris GUEST	Bentley 4.5 Le Mans	1930	10	16:19.78	2 Laps	60.22	1:35.89	10 61.53
22	92		Geoffrey DELANEY	Lea-Francis Hyper	1930	10	16:29.87	2 Laps	59.61	1:36.10	6 61.40
23	175		Alex PILKINGTON	Alfa Romeo 6C 1750	1930	10	16:51.68	2 Laps	58.32	1:38.10	3 60.15
24	165		David LAMB	Riley Brooklands	1929	10	16:53.66	2 Laps	58.21	1:38.40	3 59.96
25	208		Philippe LANTERNIER	Aston Martin Mark II	1935	10	16:59.82	2 Laps	57.86	1:38.94	3 59.64
26	193		Bartek BALICKI	Aston Martin 15/98	1937	10	17:13.63	2 Laps	57.08	1:40.10	10 58.95

Not-Classified

16	Mac HULBERT	Alvis Silver Eagle	1929	8	12:46.96	DNF	61.55	1:31.73	5	64.32
166	Chris CADMAN	MG Monthery Midget	1931	8	17:09.22	NCF	45.86	1:38.55	2	59.87
18	Robert FELLOWES	Riley Brooklands	1928	7	11:41.41	DNF	58.89	1:36.17	3	61.35
81	Tim KNELLER	Riley TT Sprite	1933	6	8:37.75	DNF	68.38	1:20.99	4	72.85
187	Tim WADSWORTH	Lagonda 2 Ltr L/C Tourer	1930	5	8:26.86	DNF	58.21	1:38.88	2	59.67
95	Mark HAYWARD	Alvis FD 12/75 Fwd	1928	4	13:50.43	DNF	28.42	2:18.53	2	42.59
154	Mark DOLTON	MG PB	1935	4	6:42.87	DNF	58.58	1:36.49	2	61.15
156	Anthony FENWICK-WILSON	Railton LS Tourer	1935/37	2	3:59.56	DNF	49.26	2:19.40	2	42.33

Fastest Lap

45	Richard PILKINGTON	Talbot T26 SS	1937/38					1:19.68	7	74.05
----	--------------------	---------------	---------	--	--	--	--	---------	---	-------

*** = handicap winner

Start Time : 13:25

Silverstone

21 Apr 18 14:21

Clerk of Course:	Time Issued:	Chief Timekeeper:
------------------	--------------	-------------------

THESE RESULTS ARE PROVISIONAL UNTIL THE CONCLUSION OF ANY JUDICIAL AND TECHNICAL MATTERS

Timing by HS Sports Ltd - Results and Lap Times at www.theresultslive.co.uk/vintage-sports-car-club

RACE GRID

STANDARD & MODIFIED PRE-WAR SPORTS CARS (VSCC SET 3)

RACE 2

ROW 18	193 Bartek BALICKI	31 Trevor SWETE
ROW 17	208 01:54.850 Philippe LANTERNIER	95 01:47.290 Mark HAYWARD
ROW 16	166 01:42.060 Chris CADMAN	92 01:39.600 Geoffrey DELANEY
ROW 15	175 01:39.510 Alex PILKINGTON	178 01:38.890 Simon JACKSON
ROW 14	18 01:38.650 Robert FELLOWES	165 01:38.570 David LAMB
ROW 13	187 01:37.550 Tim WADSWORTH	176 01:36.890 Chris GUEST
ROW 12	151 01:36.300 Duncan POTTER	154 01:34.990 Mark DOLTON
ROW 11	40 01:32.610 Simon KING	146 01:32.590 Fred BOOTHBY
ROW 10	147 01:32.280 Clive TEMPLE	162 01:32.240 Andrew BAKER
ROW 9	16 01:32.220 Mac HULBERT	33 01:31.840 Keith ASHWORTH
ROW 8	129 01:31.680 Nicolas ROSSI	156 01:30.560 Anthony FENWICK-WILS
ROW 7	139 01:29.690 Simon EDWARDS	142 01:28.790 Christopher LUNN
ROW 6	138 01:28.770 Ian STANDING	145 01:28.330 Max SOWERBY
ROW 5	9 01:28.160 David OZANNE	19 01:28.020 John BRIGGS
ROW 4	140 01:26.490 Christopher BALL	94 01:25.050 Richard BRADLEY
ROW 3	113 01:23.100 Ross KEELING	73 01:22.950 Andrew MITCHELL
ROW 2	81 01:22.390 Tim KNELLER	14 01:22.010 Chris CHILCOTT
ROW 1	114 01:20.540 Marcus BLACK	45 01:20.200 Richard PILKINGTON

Grid Used: White Markings

POLE

STANDARD & MODIFIED PRE-WAR SPORTS CARS (VSCC SET 3)

LAP TIMES - RACE 2

9	David OZANNE									
Lap	1	2	3	4	5	6	7	8	9	10
1	1:33.46	1:28.09	1:26.98	1:26.30	1:26.67	1:26.66	1:26.69	1:28.75	1:29.55	1:26.72
11	1:28.34	1:25.98								
14	Chris CHILCOTT									
Lap	1	2	3	4	5	6	7	8	9	10
1	1:26.28	1:22.44	1:23.85	1:21.41	1:21.19	1:21.55	1:22.39	1:21.87	1:22.14	1:22.29
11	1:22.68	1:21.71								
16	Mac HULBERT									
Lap	1	2	3	4	5	6	7	8	9	10
1	1:41.71	1:34.57	1:32.02	1:32.45	1:31.73	1:31.80	1:33.40	1:49.28		
18	Robert FELLOWES									
Lap	1	2	3	4	5	6	7	8	9	10
1	1:54.18	1:39.12	1:36.17	1:37.81	1:39.45	1:37.29	1:37.39			
19	John BRIGGS									
Lap	1	2	3	4	5	6	7	8	9	10
1	1:31.75	1:27.31	1:26.38	1:26.45	1:25.85	1:26.18	1:26.37	1:26.11	1:28.00	1:28.19
11	1:26.47	1:26.41								
31	Trevor SWETE									
Lap	1	2	3	4	5	6	7	8	9	10
1	1:52.75	1:30.83	1:28.47	1:29.36	1:26.29	1:27.57	1:28.53	1:28.48	1:28.00	1:25.94
11	1:27.06									
40	Simon KING									
Lap	1	2	3	4	5	6	7	8	9	10
1	1:47.57	1:34.28	1:33.04	1:33.02	1:32.89	1:32.19	1:32.05	1:32.09	1:32.87	1:32.91
11	1:33.39									
45	Richard PILKINGTON									
Lap	1	2	3	4	5	6	7	8	9	10
1	1:23.82	1:19.98	1:20.87	1:20.66	1:21.14	1:19.92	1:19.68	1:19.98	1:21.38	1:23.23
11	1:20.72	1:20.69								
73	Andrew MITCHELL									
Lap	1	2	3	4	5	6	7	8	9	10
1	1:26.47	1:22.41	1:22.46	1:21.59	1:21.87	1:23.89	1:23.89	1:22.41	1:22.42	1:20.71
11	1:22.98	1:40.67								
81	Tim KNELLER									
Lap	1	2	3	4	5	6	7	8	9	10
1	1:26.90	1:22.41	1:22.86	1:20.99	1:22.58	1:42.01				
92	Geoffrey DELANEY									
Lap	1	2	3	4	5	6	7	8	9	10
1	1:51.10	1:38.00	1:38.02	1:38.67	1:38.76	1:36.10	1:38.18	1:36.89	1:36.27	1:37.88

94	Richard BRADLEY									
Lap	1	2	3	4	5	6	7	8	9	10
1	1:34.96	1:26.30	1:25.38	1:24.88	1:25.01	1:25.88	1:25.99	1:25.02	1:27.70	1:24.71
11	1:25.76	1:25.71								
95	Mark HAYWARD									
Lap	1	2	3	4	5	6	7	8	9	10
1	4:18.36	2:18.53	2:54.34	4:19.20						
113	Ross KEELING									
Lap	1	2	3	4	5	6	7	8	9	10
1	1:25.51	1:22.79	1:24.12	1:22.89	1:22.49	1:23.45	1:22.70	1:20.70	1:21.90	1:21.39
11	1:23.33	1:35.58								
114	Marcus BLACK									
Lap	1	2	3	4	5	6	7	8	9	10
1	1:23.47	1:22.06	1:21.29	1:20.13	1:20.33	1:20.48	1:19.71	1:21.22	1:20.74	1:22.12
11	1:21.98	1:20.79								
129	Nicolas ROSSI									
Lap	1	2	3	4	5	6	7	8	9	10
1	1:40.08	1:31.91	1:31.77	1:32.91	1:30.76	1:30.48	1:30.65	1:31.10	1:31.15	1:30.02
11	1:30.39									
138	Ian STANDING									
Lap	1	2	3	4	5	6	7	8	9	10
1	1:36.48	1:28.74	1:30.06	1:28.96	1:29.84	1:28.80	1:27.61	1:29.61	1:30.62	1:27.96
11	1:27.80									
139	Simon EDWARDS									
Lap	1	2	3	4	5	6	7	8	9	10
1	1:35.74	1:28.98	1:29.12	1:29.29	1:29.19	1:28.70	1:28.47	1:28.87	1:31.77	1:26.95
11	1:27.27									
140	Christopher BALL									
Lap	1	2	3	4	5	6	7	8	9	10
1	1:30.16	1:25.92	1:26.22	1:26.69	1:25.54	1:28.70	1:26.53	1:24.64	1:25.39	1:24.94
11	1:25.88	1:25.18								
142	Christopher LUNN									
Lap	1	2	3	4	5	6	7	8	9	10
1	1:36.95	1:28.35	1:29.09	1:28.89	1:29.60	1:28.78	1:28.45	1:29.13	1:31.21	1:28.83
11	1:28.10									
145	Max SOWERBY									
Lap	1	2	3	4	5	6	7	8	9	10
1	1:34.90	1:27.45	1:27.45	1:28.13	1:29.64	1:36.52	1:42.88	1:47.08	1:47.31	1:47.43
147	Clive TEMPLE									
Lap	1	2	3	4	5	6	7	8	9	10
1	1:45.00	1:34.01	1:33.21	1:32.87	1:33.76	1:33.65	1:33.85	1:33.56	1:33.85	1:33.11
11	1:33.30									
151	Duncan POTTER									
Lap	1	2	3	4	5	6	7	8	9	10

	1	1:43.96	1:36.42	1:35.62	1:34.87	1:36.86	1:36.71	1:37.83	1:38.38	1:37.02	1:40.28
154	Mark DOLTON										
	Lap	1	2	3	4	5	6	7	8	9	10
	1	1:43.06	1:36.49	1:37.81	1:45.51						
156	Anthony FENWICK-WILSON										
	Lap	1	2	3	4	5	6	7	8	9	10
	1	1:40.16	2:19.40								
162	Andrew BAKER										
	Lap	1	2	3	4	5	6	7	8	9	10
	1	1:43.86	1:33.04	1:32.44	1:32.52	1:31.50	1:31.81	1:33.21	1:34.55	1:32.60	1:32.36
	11	1:34.14									
165	David LAMB										
	Lap	1	2	3	4	5	6	7	8	9	10
	1	1:52.89	1:38.75	1:38.40	1:40.05	1:42.38	1:38.51	1:41.09	1:39.87	1:40.49	1:41.23
166	Chris CADMAN										
	Lap	1	2	3	4	5	6	7	8	9	10
	1	5:26.23	1:38.55	1:40.86	1:39.55	1:40.20	1:43.04	1:39.73	1:41.06		
175	Alex PILKINGTON										
	Lap	1	2	3	4	5	6	7	8	9	10
	1	1:49.41	1:41.20	1:38.10	1:40.36	1:40.65	1:39.25	1:40.91	1:40.11	1:41.04	1:40.65
176	Chris GUEST										
	Lap	1	2	3	4	5	6	7	8	9	10
	1	1:47.18	1:37.42	1:37.47	1:36.55	1:36.51	1:37.65	1:36.35	1:37.35	1:37.41	1:35.89
178	Simon JACKSON										
	Lap	1	2	3	4	5	6	7	8	9	10
	1	1:48.01	1:35.74	1:36.29	1:36.39	1:37.12	1:35.96	1:36.55	1:37.13	1:37.65	1:36.74
187	Tim WADSWORTH										
	Lap	1	2	3	4	5	6	7	8	9	10
	1	1:48.71	1:38.88	1:39.05	1:40.95	1:39.27					
193	Bartek BALICKI										
	Lap	1	2	3	4	5	6	7	8	9	10
	1	1:56.88	1:42.69	1:41.18	1:42.56	1:41.20	1:42.48	1:42.15	1:43.31	1:41.08	1:40.10
208	Philippe LANTERNIER										
	Lap	1	2	3	4	5	6	7	8	9	10
	1	1:55.10	1:40.88	1:38.94	1:40.74	1:41.50	1:39.33	1:41.33	1:41.67	1:40.56	1:39.77

Lap Chart

STANDARD & MODIFIED PRE-WAR SPORTS CARS (VSCC SET 3) - RACE 2

Lap 1		Lap 2		Lap 3		Lap 4		Lap 5		Lap 6		Lap 7		Lap 8		Lap 9		Lap 10	
No	Time	No	Time	No	Time	No	Time	No	Time	No	Time	No	Time	No	Time	No	Time	No	Time
114	1:23.47	45	2:43.80	45	4:04.67	45	5:25.33	45	6:46.47	45	8:06.39	45	9:26.07	45	10:46.05	45	12:07.43	45	13:30.66
45	1:23.82	114	2:45.53	114	4:06.82	166	5:26.23 *3	18	6:47.28 *1	151	8:07.73 *1	114	9:27.47	145	10:46.97 *1	193	12:09.14 *2	138	13:30.72 *1
113	1:25.51	113	2:48.30	73	4:11.34	114	5:26.95	114	6:47.28	114	8:07.76	95	9:31.23 *4	129	10:48.56 *1	114	12:09.43	114	13:31.55
14	1:26.28	14	2:48.72	81	4:12.17	73	5:32.93	187	6:47.59 *1	178	8:13.55 *1	147	9:32.50 *1	114	10:48.69	31	12:12.28 *1	165	13:31.94 *2
73	1:26.47	73	2:48.88	113	4:12.42	81	5:33.16	175	6:49.07 *1	176	8:15.13 *1	40	9:32.99 *1	16	10:57.68 *1	129	12:19.66 *1	208	13:39.49 *2
81	1:26.90	81	2:49.31	14	4:12.57	14	5:33.98	165	6:50.09 *1	14	8:16.72	14	9:39.11	162	10:58.38 *1	14	12:23.12	31	13:40.28 *1
140	1:30.16	140	2:56.08	95	4:18.36 *2	113	5:35.31	73	6:54.80	73	8:18.69	73	9:42.58	14	11:00.98	113	12:26.55	14	13:45.41
19	1:31.75	19	2:59.06	140	4:22.30	140	5:48.99	14	6:55.17	113	8:21.25	113	9:43.95	113	11:04.65	73	12:27.41	113	13:47.94
9	1:33.46	94	3:01.26	19	4:25.44	94	5:51.52	208	6:55.66 *1	92	8:24.55 *1	151	9:44.44 *1	73	11:04.99	162	12:32.93 *1	73	13:48.12
145	1:34.90	9	3:01.55	94	4:26.64	19	5:51.89	81	6:55.74	18	8:26.73 *1	178	9:49.51 *1	40	11:05.04 *1	145	12:34.05 *1	166	13:48.43 *4
94	1:34.96	145	3:02.35	9	4:28.53	9	5:54.83	113	6:57.80	187	8:26.86 *1	176	9:52.78 *1	147	11:06.35 *1	40	12:37.13 *1	95	13:50.43 *6
139	1:35.74	139	3:04.72	145	4:29.80	145	5:57.93	193	7:03.31 *1	175	8:29.72 *1	92	10:00.65 *1	151	11:22.27 *1	147	12:39.91 *1	129	13:50.81 *1
138	1:36.48	138	3:05.22	139	4:33.84	139	6:03.13	166	7:04.78 *3	165	8:32.47 *1	18	10:04.02 *1	178	11:26.06 *1	16	12:46.96 *1	193	13:52.45 *2
142	1:36.95	142	3:05.30	142	4:34.39	142	6:03.28	140	7:14.53	208	8:37.16 *1	94	10:08.40	176	11:29.13 *1	140	12:59.79	162	14:05.53 *1
129	1:40.08	129	3:11.99	138	4:35.28	138	6:04.24	94	7:16.53	81	8:37.75	175	10:08.97 *1	94	11:33.42	151	13:00.65 *1	40	14:10.00 *1
156	1:40.16	16	3:16.28	129	4:43.76	129	6:16.67	19	7:17.74	94	8:42.41	140	10:09.76	140	11:34.40	94	13:01.12	147	14:13.76 *1
16	1:41.71	162	3:16.90	16	4:48.30	16	6:20.75	9	7:21.50	140	8:43.23	19	10:10.29	19	11:36.40	178	13:03.19 *1	145	14:21.36 *1
154	1:43.06	147	3:19.01	162	4:49.34	31	6:21.41	145	7:27.57	19	8:43.92	165	10:10.98 *1	92	11:38.83 *1	19	13:04.40	140	14:24.73
162	1:43.86	154	3:19.55	31	4:52.05	162	6:21.86	139	7:32.32	193	8:44.51 *1	9	10:14.85	18	11:41.41 *1	176	13:06.48 *1	94	14:25.83
151	1:43.96	151	3:20.38	147	4:52.22	147	6:25.09	142	7:32.88	166	8:45.64 *3	208	10:16.49 *1	9	11:43.60	9	13:13.15	19	14:32.59
147	1:45.00	40	3:21.85	40	4:54.89	40	6:27.91	138	7:34.08	9	8:48.16	166	10:25.19 *3	175	11:49.88 *1	92	13:15.72 *1	151	14:37.67 *1
176	1:47.18	31	3:23.58	151	4:56.00	151	6:30.87	129	7:47.43	139	9:01.02	193	10:26.99 *1	165	11:52.07 *1	175	13:29.99 *1	9	14:39.87
40	1:47.57	178	3:23.75	154	4:57.36	178	6:36.43	31	7:47.70	142	9:01.66	139	10:29.49	208	11:57.82 *1	139	13:30.13	178	14:40.84 *1
178	1:48.01	176	3:24.60	178	5:00.04	95	6:36.89 *2	16	7:52.48	138	9:02.88	142	10:30.11	139	11:58.36	142	13:30.45	176	14:43.89 *1
187	1:48.71	187	3:27.59	176	5:02.07	176	6:38.62	162	7:53.36	145	9:04.09	138	10:30.49	142	11:59.24				
175	1:49.41	92	3:29.10	187	5:06.64	154	6:42.87	147	7:58.85	31	9:15.27	31	10:43.80	138	12:00.10				
92	1:51.10	175	3:30.61	92	5:07.12	92	6:45.79	40	8:00.80	129	9:17.91			166	12:05.39 *3				
31	1:52.75	165	3:31.64	175	5:08.71					16	9:24.28								
165	1:52.89	18	3:33.30	18	5:09.47					162	9:25.17								
18	1:54.18	208	3:35.98	165	5:10.04														
208	1:55.10	193	3:39.57	208	5:14.92														
193	1:56.88	156	3:59.56	193	5:20.75														

Lap Chart

STANDARD & MODIFIED PRE-WAR SPORTS CARS (VSCC SET 3) - RACE 2

Lap 11		Lap 12		Lap 13		Lap 14		Lap 15		Lap 16		Lap 17		Lap 18		Lap 19		Lap 20	
No	Time	No	Time	No	Time	No	Time	No	Time	No	Time	No	Time	No	Time	No	Time	No	Time
45	14:51.38	45	16:12.07																
92	14:51.99 *2	114	16:14.32																
114	14:53.53	178	16:17.58 *2																
139	14:57.08 *1	151	16:17.95 *2																
138	14:58.68 *1	176	16:19.78 *2																
142	14:59.28 *1	139	16:24.35 *1																
31	15:06.22 *1	138	16:26.48 *1																
14	15:08.09	142	16:27.38 *1																
175	15:11.03 *2	14	16:29.80																
73	15:11.10	92	16:29.87 *2																
113	15:11.27	31	16:33.28 *1																
165	15:12.43 *2	113	16:46.85																
208	15:20.05 *2	129	16:51.22 *1																
129	15:20.83 *1	175	16:51.68 *2																
166	15:28.16 *4	73	16:51.77																
193	15:33.53 *2	165	16:53.66 *2																
162	15:37.89 *1	208	16:59.82 *2																
40	15:42.91 *1	166	17:09.22 *4																
147	15:46.87 *1	162	17:12.03 *1																
140	15:50.61	193	17:13.63 *2																
94	15:51.59	140	17:15.79																
19	15:59.06	40	17:16.30 *1																
9	16:08.21	94	17:17.30																
145	16:08.79 *1	147	17:20.17 *1																
		19	17:25.47																
		9	17:34.19																



AR MOTORSPORT MORGAN CHALLENGE (Race 1)

RESULT - RACE 3

PI	No	Cl	Name	Car	Laps	Time	Behind	MPH	Best Lap on	MPH
1	10	A	Philip GODDARD	Morgan Plus 8	19	20:57.76		89.13	1:04.38	2 91.65
2	81	A	Roger WHITESIDE	Morgan Plus 8	19	21:05.84	8.08	88.56	1:04.97	6 90.82
3	87	J	Tony LEES	Morgan Plus 8	19	21:17.58	19.82	87.75	1:06.19	14 89.14
4	66	G	Andrew THOMPSON	Morgan ARV6	19	21:26.83	29.07	87.12	1:06.13	9 89.22
5	98	A	Jerry KNIGHT	Morgan Plus 8	19	21:30.42	32.66	86.88	1:05.41	2 90.21
6	85	J	Andy GREEN	Morgan Plus 8	19	21:30.83	33.07	86.85	1:06.84	15 88.28
7	67	G	Dominic HOUSE	Morgan 3.0L Roadster	19	21:31.02	33.26	86.84	1:06.43	5 88.82
8	61	G	Simon BAINES	Morgan 3.7L Roadster	19	21:40.58	42.82	86.20	1:06.46	2 88.78
9	46	J	Phill THOMAS	Morgan Plus 4 BabyDoll	18	21:00.34	1 Lap	84.27	1:09.01	2 85.50
10	15	J	John MILBANK	Morgan Plus 4	18	21:01.51	1 Lap	84.19	1:08.95	3 85.58
11	45	R	Tim PARSONS	Morgan 4/4 SuperSport	18	21:04.72	1 Lap	83.98	1:08.96	11 85.56
12	54	C	Philip ST CLAIR TISDALL	Morgan Plus 8	18	21:12.94	1 Lap	83.43	1:09.49	8 84.91
13	26	J	Greg PARNELL	Morgan Aero 8 GTN	18	21:19.58	1 Lap	83.00	1:09.78	7 84.56
14	90	R	Tony RIVERS	Morgan Roadster	18	21:20.03	1 Lap	82.97	1:09.90	7 84.41
15	5	H	Peter GARLAND	Morgan Plus 8	18	21:20.47	1 Lap	82.94	1:09.96	14 84.34
16	171	R	Alex LAIDLAW	Morgan Roadster	18	21:21.19	1 Lap	82.90	1:10.06	2 84.22
17	16	D	Brett SYNDERCOMBE	Morgan 4/4	18	21:28.40	1 Lap	82.43	1:09.92	12 84.39
18	42	R	Peter COLE	Morgan Roadster	18	21:41.94	1 Lap	81.58	1:10.46	14 83.74
19	69	S	Tony HIRST	Morgan Plus 4 Club Sport	18	21:56.36	1 Lap	80.68	1:10.83	12 83.30
20	35	C	Chris SPRINGALL	Morgan Plus 8	17	21:03.20	2 Laps	79.41	1:13.31	13 80.49
21	34	J	Peter SARGEANT	Morgan Plus 8	17	21:04.22	2 Laps	79.34	1:13.05	7 80.77
22	71	H	Kelvin LAIDLAW	Morgan Plus 8	17	21:04.79	2 Laps	79.31	1:12.31	14 81.60
23	51	D	Paul BRYAN	Morgan 4/4	17	21:05.44	2 Laps	79.27	1:12.24	8 81.68
24	78	C	Steve LOCKETT	Morgan Plus 8	17	21:06.11	2 Laps	79.22	1:12.98	9 80.85
25	22	D	James SUMNER	Morgan 4/4	17	21:10.29	2 Laps	78.96	1:12.91	6 80.93
26	93	E	David WENMAN	Morgan Plus 4	17	21:14.83	2 Laps	78.68	1:13.25	13 80.55
27	28	H	Sharlie GODDARD	Morgan Plus 8	17	21:15.20	2 Laps	78.66	1:13.10	15 80.72
28	47	J	Peter RAFTER	Morgan Plus 8	17	21:52.17	2 Laps	76.44	1:14.23	15 79.49
29	70	E	Alan HOUSE	Morgan 4/4	16	21:46.11	3 Laps	72.28	1:18.69	11 74.98
30	31	E	John BEVAN	Morgan 4/4 Sport Comp	14	21:17.45	5 Laps	64.66	1:26.86	2 67.93
31	41	E	Helen THORNE	Morgan Plus 4 BabyDoll	14	21:36.62	5 Laps	63.71	1:28.49	10 66.68

Start Time : 13:56

Silverstone

21 Apr 18 14:26

Clerk of Course:

Time Issued:

Chief Timekeeper:

THESE RESULTS ARE PROVISIONAL UNTIL THE CONCLUSION OF ANY JUDICIAL AND TECHNICAL MATTERS

Timing by HS Sports Ltd - Results and Lap Times at www.theresultslive.co.uk/vintage-sports-car-club

PI	No	Cl	Name	Car	Laps	Time	Behind	MPH	Best Lap on	MPH		
<u>Not-Classified</u>												
21	S		Craig HAMILTON SMITH	Morgan Plus 4 Club Sport	2018	17	20:32.33	DNF	81.40	1:10.66	10	83.50
75	G		Simon ROTHON	Morgan 3.0L Roadster	2006	1	1:24.74	DNF	69.63		0	0.00
<u>Fastest Lap</u>												
10	A		Philip GODDARD	Morgan Plus 8					1:04.38	2	91.65	
54	C		Philip ST CLAIR TISDALL	Morgan Plus 8					1:09.49	8	84.91	
16	D		Brett SYNDERCOMBE	Morgan 4/4					1:09.92	12	84.39	
93	E		David WENMAN	Morgan Plus 4					1:13.25	13	80.55	
66	G		Andrew THOMPSON	Morgan ARV6					1:06.13	9	89.22	
5	H		Peter GARLAND	Morgan Plus 8					1:09.96	14	84.34	
87	J		Tony LEES	Morgan Plus 8					1:06.19	14	89.14	
45	R		Tim PARSONS	Morgan 4/4 SuperSport					1:08.96	11	85.56	
21	S		Craig HAMILTON SMITH	Morgan Plus 4 Club Sp					1:10.66	10	83.50	

Start Time : 13:56

Silverstone

21 Apr 18 14:26

Clerk of Course:

Time Issued:

Chief Timekeeper:

THESE RESULTS ARE PROVISIONAL UNTIL THE CONCLUSION OF ANY JUDICIAL AND TECHNICAL MATTERS

Timing by HS Sports Ltd - Results and Lap Times at www.theresultslive.co.uk/vintage-sports-car-club

RACE GRID

AR MOTORSPORT MORGAN CHALLENGE (Race 1)

RACE 3

ROW 18		
ROW 17		41 01:34.110 Helen THORNE
ROW 16	31 01:25.580 John BEVAN	70 01:18.740 Alan HOUSE
ROW 15	75 01:16.690 Simon ROTHON	47 01:15.840 Peter RAFTER
ROW 14	71 01:14.520 Kelvin LAIDLAW	93 01:14.210 David WENMAN
ROW 13	34 01:14.060 Peter SARGEANT	28 01:14.010 Sharlie GODDARD
ROW 12	22 01:14.000 James SUMNER	51 01:13.610 Paul BRYAN
ROW 11	78 01:13.220 Steve LOCKETT	35 01:13.150 Chris SPRINGALL
ROW 10	42 01:11.170 Peter COLE	5 01:10.770 Peter GARLAND
ROW 9	69 01:10.750 Tony HIRST	21 01:10.700 Craig HAMILTON SMITH
ROW 8	26 01:10.630 Greg PARNELL	45 01:10.610 Tim PARSONS
ROW 7	171 01:10.610 Alex LAIDLAW	90 01:10.170 Tony RIVERS
ROW 6	16 01:09.910 Brett SYNDERCOMBE	54 01:09.720 Philip ST CLAIR TISDALL
ROW 5	15 01:09.490 John MILBANK	46 01:08.920 Phill THOMAS
ROW 4	85 01:07.300 Andy GREEN	67 01:07.020 Dominic HOUSE
ROW 3	98 01:06.770 Jerry KNIGHT	87 01:06.630 Tony LEES
ROW 2	61 01:06.200 Simon BAINES	66 01:05.700 Andrew THOMPSON
ROW 1	10 01:05.000 Philip GODDARD	81 01:04.290 Roger WHITESIDE

Grid Used: White Markings

POLE

AR MOTORSPORT MORGAN CHALLENGE (Race 1)

LAP TIMES - RACE 3

5 Peter GARLAND

Lap	1	2	3	4	5	6	7	8	9	10
1	1:21.16	1:10.89	1:11.37	1:10.60	1:10.45	1:10.92	1:10.56	1:10.20	1:10.55	1:10.46
11	1:10.28	1:10.50	1:10.46	1:09.96	1:10.07	1:10.36	1:10.41	1:11.27		

10 Philip GODDARD

Lap	1	2	3	4	5	6	7	8	9	10
1	1:07.58	1:04.38	1:05.16	1:06.74	1:05.80	1:05.93	1:06.03	1:05.77	1:06.20	1:05.66
11	1:06.31	1:05.68	1:05.87	1:05.55	1:06.16	1:06.00	1:07.14	1:08.26	1:07.54	

15 John MILBANK

Lap	1	2	3	4	5	6	7	8	9	10
1	1:14.34	1:09.05	1:08.95	1:09.53	1:09.56	1:09.79	1:10.45	1:10.05	1:10.19	1:09.93
11	1:09.40	1:10.07	1:10.39	1:09.81	1:09.42	1:09.99	1:10.23	1:10.36		

16 Brett SYNDERCOMBE

Lap	1	2	3	4	5	6	7	8	9	10
1	1:17.26	1:11.26	1:12.87	1:13.87	1:11.21	1:10.76	1:11.54	1:10.88	1:10.76	1:10.97
11	1:10.68	1:09.92	1:11.03	1:10.98	1:11.24	1:10.11	1:11.91	1:11.15		

21 Craig HAMILTON SMITH

Lap	1	2	3	4	5	6	7	8	9	10
1	1:20.08	1:13.35	1:13.52	1:12.85	1:12.22	1:11.66	1:11.76	1:11.79	1:12.67	1:10.66
11	1:11.61	1:10.71	1:10.86	1:11.88	1:13.28	1:12.13	1:11.30			

22 James SUMNER

Lap	1	2	3	4	5	6	7	8	9	10
1	1:21.71	1:14.62	1:16.84	1:15.96	1:14.08	1:12.91	1:14.61	1:13.32	1:14.04	1:14.31
11	1:14.99	1:14.58	1:13.40	1:13.37	1:13.75	1:13.61	1:14.19			

26 Greg PARNELL

Lap	1	2	3	4	5	6	7	8	9	10
1	1:18.30	1:11.40	1:11.01	1:11.21	1:11.69	1:10.84	1:09.78	1:10.30	1:10.31	1:10.94
11	1:10.54	1:09.87	1:10.58	1:10.37	1:10.47	1:10.45	1:10.30	1:11.22		

28 Sharlie GODDARD

Lap	1	2	3	4	5	6	7	8	9	10
1	1:23.82	1:14.94	1:16.09	1:16.16	1:14.05	1:13.60	1:13.89	1:14.94	1:14.16	1:13.17
11	1:13.97	1:14.19	1:13.19	1:15.40	1:13.10	1:15.41	1:15.12			

31 John BEVAN

Lap	1	2	3	4	5	6	7	8	9	10
1	1:33.27	1:26.86	1:29.63	1:31.38	1:30.31	1:33.02	1:28.74	1:29.84	1:29.98	1:35.34
11	1:31.18	1:35.00	1:28.09	1:34.81						

34 Peter SARGEANT

Lap	1	2	3	4	5	6	7	8	9	10
1	1:22.18	1:14.00	1:14.51	1:13.36	1:14.10	1:13.48	1:13.05	1:13.19	1:13.33	1:13.85
11	1:14.08	1:14.20	1:14.39	1:13.26	1:13.49	1:14.85	1:14.90			

35 Chris SPRINGALL

Lap	1	2	3	4	5	6	7	8	9	10
1	1:20.63	1:13.64	1:14.53	1:14.03	1:13.72	1:14.13	1:13.53	1:14.48	1:13.35	1:13.60
11	1:14.14	1:13.35	1:13.31	1:13.44	1:13.52	1:14.68	1:15.12			

41 Helen THORNE

Lap	1	2	3	4	5	6	7	8	9	10
1	1:45.27	1:32.47	1:32.39	1:32.52	1:28.73	1:32.50	1:28.71	1:30.64	1:31.16	1:28.49
11	1:29.61	1:32.36	1:36.95	1:34.82						

42 Peter COLE

Lap	1	2	3	4	5	6	7	8	9	10
1	1:19.36	1:11.30	1:11.74	1:12.08	1:10.65	1:11.59	1:12.71	1:11.75	1:12.50	1:12.73
11	1:12.86	1:11.18	1:12.36	1:10.46	1:13.84	1:11.91	1:11.46	1:11.46		

45 Tim PARSONS

Lap	1	2	3	4	5	6	7	8	9	10
1	1:15.73	1:09.76	1:09.68	1:09.48	1:10.62	1:09.84	1:09.77	1:09.47	1:09.61	1:09.16
11	1:08.96	1:09.54	1:09.26	1:10.09	1:09.62	1:09.36	1:11.43	1:13.34		

46 Phill THOMAS

Lap	1	2	3	4	5	6	7	8	9	10
1	1:13.22	1:09.01	1:09.80	1:09.23	1:09.61	1:09.96	1:10.42	1:10.78	1:10.28	1:09.40
11	1:09.21	1:09.46	1:10.15	1:10.16	1:09.58	1:09.24	1:10.11	1:10.72		

47 Peter RAFTER

Lap	1	2	3	4	5	6	7	8	9	10
1	1:25.88	1:17.23	1:17.10	1:18.36	1:18.74	1:20.49	1:17.72	1:17.68	1:17.07	1:15.36
11	1:15.57	1:16.15	1:15.18	1:14.78	1:14.23	1:14.74	1:15.89			

51 Paul BRYAN

Lap	1	2	3	4	5	6	7	8	9	10
1	1:23.04	1:15.43	1:15.52	1:15.03	1:13.58	1:12.61	1:13.25	1:12.24	1:14.06	1:13.61
11	1:13.15	1:13.29	1:13.99	1:13.19	1:13.38	1:15.64	1:14.43			

54 Philip ST CLAIR TISDALL

Lap	1	2	3	4	5	6	7	8	9	10
1	1:18.98	1:11.11	1:11.24	1:10.78	1:10.48	1:09.50	1:09.50	1:09.49	1:10.27	1:09.93
11	1:09.67	1:10.01	1:09.99	1:10.86	1:09.78	1:11.11	1:10.57	1:09.67		

61 Simon BAINES

Lap	1	2	3	4	5	6	7	8	9	10
1	1:11.92	1:06.46	1:07.45	1:09.88	1:06.62	1:06.78	1:06.78	1:07.23	1:10.74	1:10.79
11	1:09.39	1:09.21	1:10.40	1:09.26	1:06.70	1:07.94	1:08.01	1:07.38	1:07.64	

66 Andrew THOMPSON

Lap	1	2	3	4	5	6	7	8	9	10
1	1:09.02	1:06.90	1:08.75	1:06.80	1:07.18	1:06.72	1:07.10	1:06.42	1:06.13	1:07.14
11	1:07.90	1:08.08	1:06.55	1:06.95	1:07.16	1:09.94	1:08.02	1:09.41	1:10.66	

67 Dominic HOUSE

Lap	1	2	3	4	5	6	7	8	9	10
1	1:14.10	1:08.14	1:07.66	1:07.22	1:06.43	1:07.05	1:06.50	1:07.48	1:07.58	1:06.76
11	1:08.00	1:09.19	1:07.68	1:06.83	1:06.89	1:09.94	1:08.39	1:07.62	1:07.56	

69	Tony HIRST									
Lap	1	2	3	4	5	6	7	8	9	10
1	1:19.95	1:13.38	1:13.48	1:12.91	1:12.11	1:11.74	1:11.69	1:12.09	1:11.88	1:11.20
11	1:11.26	1:10.83	1:11.08	1:12.13	1:13.01	1:11.98	1:11.51	1:24.13		
70	Alan HOUSE									
Lap	1	2	3	4	5	6	7	8	9	10
1	1:33.47	1:22.69	1:22.74	1:22.01	1:21.37	1:20.98	1:21.52	1:20.13	1:20.10	1:23.77
11	1:18.69	1:19.03	1:18.75	1:20.00	1:20.62	1:20.24				
71	Kelvin LAIDLAW									
Lap	1	2	3	4	5	6	7	8	9	10
1	1:23.46	1:14.14	1:16.66	1:15.85	1:13.98	1:12.72	1:13.35	1:13.39	1:12.37	1:12.74
11	1:13.27	1:13.37	1:13.19	1:12.31	1:13.75	1:15.18	1:15.06			
75	Simon ROTHON									
Lap	1	2	3	4	5	6	7	8	9	10
1	1:24.74									
78	Steve LOCKETT									
Lap	1	2	3	4	5	6	7	8	9	10
1	1:21.07	1:14.50	1:14.10	1:14.02	1:13.71	1:14.29	1:13.44	1:14.24	1:12.98	1:13.62
11	1:14.52	1:13.10	1:14.29	1:13.42	1:13.70	1:16.07	1:15.04			
81	Roger WHITESIDE									
Lap	1	2	3	4	5	6	7	8	9	10
1	1:10.04	1:06.07	1:06.65	1:07.09	1:08.86	1:04.97	1:08.17	1:05.90	1:06.01	1:06.46
11	1:06.04	1:05.56	1:05.22	1:05.17	1:06.72	1:06.69	1:05.38	1:08.11	1:06.73	
85	Andy GREEN									
Lap	1	2	3	4	5	6	7	8	9	10
1	1:13.76	1:07.58	1:07.70	1:07.33	1:07.04	1:07.75	1:07.09	1:07.59	1:07.29	1:07.23
11	1:07.32	1:08.70	1:07.22	1:06.88	1:06.84	1:10.29	1:08.03	1:07.62	1:07.57	
87	Tony LEES									
Lap	1	2	3	4	5	6	7	8	9	10
1	1:10.56	1:06.36	1:07.83	1:10.33	1:06.45	1:06.23	1:06.42	1:06.42	1:06.34	1:06.20
11	1:07.26	1:07.22	1:06.21	1:06.19	1:06.56	1:06.96	1:06.24	1:08.82	1:08.98	
90	Tony RIVERS									
Lap	1	2	3	4	5	6	7	8	9	10
1	1:17.88	1:12.44	1:11.74	1:11.26	1:11.24	1:10.18	1:09.90	1:10.27	1:10.92	1:10.50
11	1:10.35	1:10.17	1:10.53	1:10.17	1:10.47	1:10.37	1:10.52	1:11.12		
93	David WENMAN									
Lap	1	2	3	4	5	6	7	8	9	10
1	1:25.07	1:14.89	1:16.09	1:15.71	1:14.28	1:13.51	1:14.63	1:13.71	1:14.64	1:13.89
11	1:13.58	1:14.68	1:13.25	1:13.98	1:13.43	1:15.41	1:14.08			
98	Jerry KNIGHT									
Lap	1	2	3	4	5	6	7	8	9	10
1	1:11.15	1:05.41	1:07.45	1:06.20	1:07.18	1:05.92	1:15.62	1:06.22	1:06.46	1:06.86
11	1:07.73	1:08.91	1:07.19	1:07.19	1:07.32	1:10.48	1:07.60	1:08.04	1:07.49	

171 Alex LAIDLAW

Lap	1	2	3	4	5	6	7	8	9	10
1	1:15.35	1:10.06	1:11.67	1:11.82	1:10.87	1:10.98	1:11.18	1:10.10	1:10.19	1:10.09
11	1:10.98	1:10.76	1:10.63	1:11.67	1:11.03	1:11.66	1:10.95	1:11.20		



ALL-COMERS SCRATCH RACE FOR PRE-WAR CARS (VSCC SET 5)

RESULT - RACE 4

PI	No	CI	Name	Car	Year	Laps	Time	Behind	MPH	Best Lap on	MPH
1	63		James BAXTER	Riley ERA	1934/35	11	13:01.17		83.09	1:09.49	8 84.91
2	4		Nicholas TOPLISS	ERA R4A	1935	11	13:07.26	6.09	82.44	1:09.63	8 84.74
3	77		Simon STOKES	Riley Treen	1937	10	13:44.06	1 Lap	71.60	1:19.20	7 74.50
4	106		Richard HUDSON	Bentley 3/4 1/2 Litre	1925/28	10	14:16.88	1 Lap	68.86	1:23.54	6 70.63
5	120		William ELBOURN	Riley 12/4 Special	1933	10	14:21.14	1 Lap	68.52	1:23.63	3 70.55
6	140		Christopher BALL	Invicta S Type	1931	10	14:27.71	1 Lap	68.00	1:24.83	3 69.56
7	131		Mark ELDER	Austin Sports Special	1931	9	13:01.24	2 Laps	67.97	1:23.81	3 70.40
8	31		Trevor SWETE	Invicta S Type	1931	9	13:13.90	2 Laps	66.89	1:26.44	2 68.26
9	112		Ian STANDING	Riley TT Sprite	1935	9	13:15.86	2 Laps	66.72	1:26.76	8 68.01 *
10	19		John BRIGGS	Aston Martin Ulster	1934	9	13:16.49	2 Laps	66.67	1:25.18	3 69.27
11	194		Edward BRADLEY	Aston Martin Ulster	1935	9	13:31.93	2 Laps	65.40	1:27.50	3 67.43
12	174		Andrew CROYSBILL	Riley 12/4	1936	9	14:15.26	2 Laps	62.09	1:33.05	8 63.41
13	93		Marian STOCH	Aston Martin 15/98	1937	8	13:44.37	3 Laps	57.26	1:39.66	5 59.21

Not-Classified

203	Martin NASH	Austin Seven Ulster	1930	7	14:04.33	NCF	48.92	1:56.41	2	50.69
198	David SEBER	Wolseley Hornet Special	1934	7	9:44.48	DNF	70.67	1:19.08	2	74.61
197	Richard ILIFFE	Riley TT Sprite Replica	1939	5	7:29.99	DNF	65.56	1:18.55	2	75.12
179	Hugh BIRLEY	Austin 7 Ulster	1930	5	7:54.84	DNF	62.13	1:33.04	3	63.42
10	Robert COBDEN	Riley Falcon Special	1937	3	3:43.24	DNF	79.29	1:13.01	2	80.82
102	Tim RIDES	Riley The Jones Riley	1936	3	4:13.22	DNF	69.90	1:22.25	3	71.74
191	Philip PARKINSON	Austin AD Tourer	1928	3	5:28.24	DNF	53.93	1:46.65	3	55.32
44	Ben FIDLER	ERA AJM 1	1936	2	2:45.16	DNF	71.45	1:25.57	2	68.95
108	Ralf EMMERLING	Riley Brooklands	1928	2	6:11.16	DNF	31.79	4:17.33	2	22.93

Fastest Lap

63	James BAXTER	Riley ERA	1934/35					1:09.49	8	84.91
----	--------------	-----------	---------	--	--	--	--	---------	---	-------

*** = handicap winner

Start Time : 14:29

Silverstone

21 Apr 18 14:45

Clerk of Course:

Time Issued:

Chief Timekeeper:

THESE RESULTS ARE PROVISIONAL UNTIL THE CONCLUSION OF ANY JUDICIAL AND TECHNICAL MATTERS

Timing by HS Sports Ltd - Results and Lap Times at www.theresultslive.co.uk/vintage-sports-car-club

RACE GRID

ALL-COMERS SCRATCH RACE FOR PRE-WAR CARS (VSCC SET 5)

RACE 4

ROW 14		
ROW 13	31 Trevor SWETE	203 01:59.160 Martin NASH
ROW 12	93 01:45.890 Marian STOCH	191 01:43.490 Philip PARKINSON
ROW 11	148 01:41.990 David LEWIS	92 01:39.600 Geoffrey DELANEY
ROW 10	174 01:36.400 Andrew CROYSDILL	179 01:34.950 Hugh BIRLEY
ROW 9	108 01:29.340 Ralf EMMERLING	112 01:28.820 Ian STANDING
ROW 8	118 01:28.590 Nick HAYWARD-COOK	19 01:28.020 John BRIGGS
ROW 7	194 01:27.800 Edward BRADLEY	131 01:27.180 Mark ELDER
ROW 6	140 01:26.490 Christopher BALL	98 01:25.100 Tony SEBER
ROW 5	120 01:24.950 William ELBOURN	106 01:24.380 Richard HUDSON
ROW 4	102 01:21.620 Tim RIDES	77 01:20.720 Simon STOKES
ROW 3	197 01:20.300 Richard ILIFFE	8 01:16.970 Ruediger FRIEDRICHS
ROW 2	10 01:16.060 Robert COBDEN	44 01:12.960 Ben FIDLER
ROW 1	63 01:11.910 James BAXTER	4 01:09.300 Nicholas TOPLISS

Grid Used: White Markings

POLE

ALL-COMERS SCRATCH RACE FOR PRE-WAR CARS (VSCC SET 5)

LAP TIMES - RACE 4

4 Nicholas TOPLISS

Lap	1	2	3	4	5	6	7	8	9	10
1	1:12.90	1:10.56	1:10.48	1:09.88	1:12.68	1:11.24	1:09.90	1:09.63	1:09.76	1:19.56
11	1:10.67									

10 Robert COBDEN

Lap	1	2	3	4	5	6	7	8	9	10
1	1:15.32	1:13.01	1:14.91							

19 John BRIGGS

Lap	1	2	3	4	5	6	7	8	9	10
1	1:33.96	1:26.77	1:25.18	1:25.52	1:39.00	1:25.52	1:27.32	1:27.66	1:25.56	

31 Trevor SWETE

Lap	1	2	3	4	5	6	7	8	9	10
1	1:35.58	1:26.44	1:27.29	1:27.08	1:26.49	1:26.62	1:29.14	1:28.18	1:27.08	

44 Ben FIDLER

Lap	1	2	3	4	5	6	7	8	9	10
1	1:19.59	1:25.57								

63 James BAXTER

Lap	1	2	3	4	5	6	7	8	9	10
1	1:12.29	1:10.58	1:10.36	1:10.18	1:12.27	1:11.32	1:10.15	1:09.49	1:09.78	1:12.78
11	1:11.97									

77 Simon STOKES

Lap	1	2	3	4	5	6	7	8	9	10
1	1:26.11	1:21.30	1:21.59	1:22.28	1:21.46	1:19.35	1:19.20	1:20.57	1:20.94	1:31.26

93 Marian STOCH

Lap	1	2	3	4	5	6	7	8	9	10
1	1:54.57	1:42.30	1:42.94	1:41.76	1:39.66	1:41.50	1:41.87	1:39.77		

102 Tim RIDES

Lap	1	2	3	4	5	6	7	8	9	10
1	1:28.34	1:22.63	1:22.25							

106 Richard HUDSON

Lap	1	2	3	4	5	6	7	8	9	10
1	1:30.85	1:23.78	1:23.79	1:25.04	1:24.34	1:23.54	1:28.02	1:28.69	1:24.73	1:24.10

108 Ralf EMMERLING

Lap	1	2	3	4	5	6	7	8	9	10
1	1:53.83	4:17.33								

112 Ian STANDING

Lap	1	2	3	4	5	6	7	8	9	10
1	1:35.18	1:28.49	1:27.90	1:28.41	1:27.37	1:27.28	1:27.10	1:26.76	1:27.37	

120	William ELBOURN									
Lap	1	2	3	4	5	6	7	8	9	10
1	1:31.51	1:23.95	1:23.63	1:31.17	1:25.07	1:24.69	1:24.88	1:26.72	1:24.61	1:24.91
131	Mark ELDER									
Lap	1	2	3	4	5	6	7	8	9	10
1	1:31.44	1:24.22	1:23.81	1:25.08	1:24.95	1:25.74	1:31.10	1:27.42	1:27.48	
140	Christopher BALL									
Lap	1	2	3	4	5	6	7	8	9	10
1	1:33.44	1:25.99	1:24.83	1:25.43	1:25.50	1:26.23	1:27.05	1:25.84	1:26.13	1:27.27
174	Andrew CROYSBILL									
Lap	1	2	3	4	5	6	7	8	9	10
1	1:43.53	1:35.20	1:33.75	1:34.39	1:33.90	1:33.95	1:34.43	1:33.05	1:33.06	
179	Hugh BIRLEY									
Lap	1	2	3	4	5	6	7	8	9	10
1	1:40.73	1:33.79	1:33.04	1:33.45	1:33.83					
191	Philip PARKINSON									
Lap	1	2	3	4	5	6	7	8	9	10
1	1:54.58	1:47.01	1:46.65							
194	Edward BRADLEY									
Lap	1	2	3	4	5	6	7	8	9	10
1	1:37.57	1:28.62	1:27.50	1:28.94	1:28.61	1:28.11	1:27.83	1:35.57	1:29.18	
197	Richard ILIFFE									
Lap	1	2	3	4	5	6	7	8	9	10
1	1:25.29	1:18.55	1:24.82	1:32.91	1:48.42					
198	David SEBER									
Lap	1	2	3	4	5	6	7	8	9	10
1	1:24.28	1:19.08	1:20.15	1:21.90	1:21.98	1:21.79	1:35.30			
203	Martin NASH									
Lap	1	2	3	4	5	6	7	8	9	10
1	2:09.32	1:56.41	2:01.19	1:57.34	2:04.02	1:58.76	1:57.29			

Lap Chart

ALL-COMERS SCRATCH RACE FOR PRE-WAR CARS (VSCC SET 5) - RACE 4

Lap 1		Lap 2		Lap 3		Lap 4		Lap 5		Lap 6		Lap 7		Lap 8		Lap 9		Lap 10	
No	Time	No	Time	No	Time	No	Time	No	Time	No	Time	No	Time	No	Time	No	Time	No	Time
63	1:12.29	63	2:22.87	63	3:33.23	63	4:43.41	63	5:55.68	63	7:07.00	63	8:17.15	63	9:26.64	63	10:36.42	63	11:49.20
4	1:12.90	4	2:23.46	4	3:33.94	4	4:43.82	31	5:56.39 *1	4	7:07.74	4	8:17.64	4	9:27.27	4	10:37.03	19	11:50.93 *2
10	1:15.32	10	2:28.33	93	3:36.87 *1	179	4:47.56 *1	4	5:56.50	106	7:07.80 *1	106	8:31.34 *1	77	9:31.29 *1	77	10:51.86 *1	4	11:56.59
44	1:19.59	198	2:43.36	191	3:41.59 *1	174	4:52.48 *1	112	5:59.98 *1	131	7:09.50 *1	131	8:35.24 *1	174	9:34.72 *2	174	11:09.15 *2	194	12:02.75 *2
198	1:24.28	197	2:43.84	10	3:43.24	93	5:19.81 *1	194	6:02.63 *1	140	7:15.19 *1	120	8:40.02 *1	198	9:44.48 *1	106	11:28.05 *1	93	12:04.60 *3
197	1:25.29	44	2:45.16	198	4:03.51	198	5:25.41	203	6:06.92 *2	120	7:15.33 *1	93	8:41.23 *2	106	9:59.36 *1	120	11:31.62 *1	203	12:07.04 *4
77	1:26.11	77	2:47.41	203	4:05.73 *1	191	5:28.24 *1	108	6:11.16 *3	31	7:22.88 *1	140	8:41.42 *1	120	10:04.90 *1	131	11:33.76 *1	77	12:12.80 *1
102	1:28.34	102	2:50.97	197	4:08.66	77	5:31.28	179	6:21.01 *1	112	7:27.35 *1	31	8:49.50 *1	131	10:06.34 *1	140	11:34.31 *1	174	12:42.20 *2
106	1:30.85	106	2:54.63	77	4:09.00	197	5:41.57	174	6:26.87 *1	197	7:29.99 *1	112	8:54.63 *1	203	10:08.28 *3	31	11:46.82 *1	106	12:52.78 *1
131	1:31.44	120	2:55.46	102	4:13.22	106	5:43.46	198	6:47.39	19	7:30.43 *1	19	8:55.95 *1	140	10:08.47 *1	112	11:48.49 *1	120	12:56.23 *1
120	1:31.51	131	2:55.66	106	4:18.42	131	5:44.55	77	6:52.74	194	7:31.24 *1	194	8:59.35 *1	31	10:18.64 *1			140	13:00.44 *1
140	1:33.44	140	2:59.43	120	4:19.09	140	5:49.69	93	7:01.57 *1	179	7:54.84 *1			112	10:21.73 *1				
19	1:33.96	19	3:00.73	131	4:19.47	120	5:50.26			174	8:00.77 *1			93	10:22.73 *2				
112	1:35.18	31	3:02.02	140	4:24.26	19	5:51.43			203	8:04.26 *2			19	10:23.27 *1				
31	1:35.58	112	3:03.67	19	4:25.91					198	8:09.18			194	10:27.18 *1				
194	1:37.57	194	3:06.19	31	4:29.31					77	8:12.09								
179	1:40.73	179	3:14.52	112	4:31.57														
174	1:43.53	174	3:18.73	194	4:33.69														
108	1:53.83																		
93	1:54.57																		
191	1:54.58																		
203	2:09.32																		

Lap Chart

ALL-COMERS SCRATCH RACE FOR PRE-WAR CARS (VSCC SET 5) - RACE 4

Lap 11		Lap 12		Lap 13		Lap 14		Lap 15		Lap 16		Lap 17		Lap 18		Lap 19		Lap 20	
No	Time	No	Time	No	Time	No	Time	No	Time	No	Time	No	Time	No	Time	No	Time	No	Time
63	13:01.17																		
131	13:01.24	*2																	
4	13:07.26																		
31	13:13.90	*2																	
112	13:15.86	*2																	
19	13:16.49	*2																	
194	13:31.93	*2																	
77	13:44.06	*1																	
93	13:44.37	*3																	
203	14:04.33	*4																	
174	14:15.26	*2																	
106	14:16.88	*1																	
120	14:21.14	*1																	
140	14:27.71	*1																	



ALL-COMERS HANDICAP RACE FOR PRE-WAR CARS (VSCC SET 6)

RESULT - RACE 5

PI	No	CI	Name	Car	Year	Laps	Time	Behind	MPH	Best Lap on	MPH
1	198		David SEBER	Wolseley Hornet Special	1934	5	8:34.16		72.37	1:19.88	3 73.87
2	173		Charles GODDARD	MG PA-PB	1934	5	8:35.43	1.27	62.05	1:32.46	4 63.82
3	181		David SAXL	Riley 12/4 Special	1934/36	5	8:39.37	5.21	60.29	1:35.90	4 61.53
4	179		Hugh BIRLEY	Austin 7 Ulster	1930	5	8:39.96	5.80	62.11	1:32.71	5 63.64
5	111		Paul BAKER	Frazer Nash Sports	1934	5	8:41.52	7.36	66.82	1:25.48	2 69.03
6	178		Simon JACKSON	MG PB	1935	5	8:42.88	8.72	61.10	1:34.87	5 62.19
7	180		Stuart EVANS	MG J Midget Sports	1932	5	8:43.26	9.10	59.81	1:35.96	4 61.49
8	205		Francesca WILTON	Austin S/S	1935	5	8:46.12	11.96	56.07	1:43.69	4 56.90
9	186		Leonard LORD	Riley Falcon	1936	5	8:47.66	13.50	58.69	1:38.33	4 60.01
10	92		Geoffrey DELANEY	Lea-Francis Hyper	1930	5	8:48.15	13.99	60.44	1:35.89	4 61.53
11	189		Rebecca SMITH	Vauxhall A/D Type	1914/18	5	8:48.65	14.49	51.46	1:51.06	4 53.13
12	177		Phillip TILLYARD	Frazer Nash T.T. Replica	1934	5	8:49.12	14.96	60.32	1:34.35	5 62.54
13	169		Malcolm BARRINGTON	Frazer Nash TT Replica	1934	5	8:52.13	17.97	60.56	1:33.73	5 62.95
14	91		George PARKINSON	Austin AD Tourer	1928	5	8:53.64	19.48	60.38	1:34.50	5 62.44
15	163		India WALKER	Austin 7 Special	1927/31	5	9:07.80	33.64	58.68	1:38.18	4 60.10
16	211		Sharlie GODDARD	Morgan Le Mans Special	1938	5	9:15.37	41.21	54.10	1:44.79	5 56.31
17	193		Bartek BALICKI	Aston Martin 15/98	1937	5	9:25.74	51.58	56.65	1:40.67	5 58.61
18	185		Roland WOODTLI	Riley 15/6 Special	1935	5	9:35.93	1:01.77	53.55	1:47.27	5 55.01
19	78		Tim HARRISON	The Hornet Racing Special	1924/26	5	9:36.69	1:02.53	55.49	1:41.19	2 58.31
20	204		Brian WALTON	Riley Sports	1932	5	10:15.12	1:40.96	43.30	2:12.40	4 44.56
21	95		Mark HAYWARD	Alvis FD 12/75 Fwd	1928	5	10:25.36	1:51.20	47.94	1:57.32	2 50.29
Not-Classified											
	183		Ian FYFE	Alvis 12/70 Special	1937	2	3:53.77	DNF	57.91	1:40.10	2 58.95

Fastest Lap

198	David SEBER	Wolseley Hornet Special	1934						1:19.88	3	73.87
-----	-------------	-------------------------	------	--	--	--	--	--	---------	---	-------

Start Time : 14:56

Silverstone

21 Apr 18 15:09

Clerk of Course:

Time Issued:

Chief Timekeeper:

THESE RESULTS ARE PROVISIONAL UNTIL THE CONCLUSION OF ANY JUDICIAL AND TECHNICAL MATTERS

Timing by HS Sports Ltd - Results and Lap Times at www.theresultslive.co.uk/vintage-sports-car-club

ALL-COMERS HANDICAP RACE FOR PRE-WAR CARS (VSCC SET 6)

LAP TIMES - RACE 5

78	Tim HARRISON										
	Lap	1	2	3	4	5	6	7	8	9	10
	1	2:42.74	1:41.19	1:44.35	1:45.61	1:42.80					
91	George PARKINSON										
	Lap	1	2	3	4	5	6	7	8	9	10
	1	2:29.28	1:38.81	1:36.50	1:34.55	1:34.50					
92	Geoffrey DELANEY										
	Lap	1	2	3	4	5	6	7	8	9	10
	1	2:22.38	1:36.77	1:37.07	1:35.89	1:36.04					
95	Mark HAYWARD										
	Lap	1	2	3	4	5	6	7	8	9	10
	1	2:11.93	1:57.32	2:01.14	2:07.67	2:07.30					
111	Paul BAKER										
	Lap	1	2	3	4	5	6	7	8	9	10
	1	2:52.33	1:25.48	1:28.39	1:27.22	1:28.10					
163	India WALKER										
	Lap	1	2	3	4	5	6	7	8	9	10
	1	2:29.07	1:38.79	1:40.06	1:38.18	1:41.70					
169	Malcolm BARRINGTON										
	Lap	1	2	3	4	5	6	7	8	9	10
	1	2:30.20	1:36.34	1:36.74	1:35.12	1:33.73					
173	Charles GODDARD										
	Lap	1	2	3	4	5	6	7	8	9	10
	1	2:23.42	1:33.80	1:33.04	1:32.46	1:32.71					
177	Phillip TILLYARD										
	Lap	1	2	3	4	5	6	7	8	9	10
	1	2:24.32	1:36.43	1:38.01	1:36.01	1:34.35					
178	Simon JACKSON										
	Lap	1	2	3	4	5	6	7	8	9	10
	1	2:21.77	1:35.82	1:35.19	1:35.23	1:34.87					
179	Hugh BIRLEY										
	Lap	1	2	3	4	5	6	7	8	9	10
	1	2:27.76	1:33.39	1:33.11	1:32.99	1:32.71					
180	Stuart EVANS										
	Lap	1	2	3	4	5	6	7	8	9	10
	1	2:14.45	1:37.20	1:37.45	1:35.96	1:38.20					
181	David SAXL										
	Lap	1	2	3	4	5	6	7	8	9	10
	1	2:11.63	1:37.73	1:37.57	1:35.90	1:36.54					

183	Ian FYFE										
Lap	1	2	3	4	5	6	7	8	9	10	
1	2:13.67	1:40.10									
185	Roland WOODTLI										
Lap	1	2	3	4	5	6	7	8	9	10	
1	2:16.48	1:52.29	1:48.69	1:51.20	1:47.27						
186	Leonard LORD										
Lap	1	2	3	4	5	6	7	8	9	10	
1	2:09.98	1:41.26	1:39.51	1:38.33	1:38.58						
189	Rebecca SMITH										
Lap	1	2	3	4	5	6	7	8	9	10	
1		3:12.71	1:53.52	1:51.36	1:51.06						
193	Bartek BALICKI										
Lap	1	2	3	4	5	6	7	8	9	10	
1	2:37.90	1:42.05	1:42.04	1:43.08	1:40.67						
198	David SEBER										
Lap	1	2	3	4	5	6	7	8	9	10	
1	1:20.93	1:19.88	1:20.27	1:22.03	1:23.73						
204	Brian WALTON										
Lap	1	2	3	4	5	6	7	8	9	10	
1		3:34.32	2:13.92	2:14.48	2:12.40						
205	Francesca WILTON										
Lap	1	2	3	4	5	6	7	8	9	10	
1	1:47.84	1:44.03	1:44.90	1:43.69	1:45.66						
211	Sharlie GODDARD										
Lap	1	2	3	4	5	6	7	8	9	10	
1	2:08.10	1:47.66	1:47.74	1:47.08	1:44.79						

Lap Chart

ALL-COMERS HANDICAP RACE FOR PRE-WAR CARS (VSCC SET 6) - RACE 5

Lap 1		Lap 2		Lap 3		Lap 4		Lap 5		Lap 6		Lap 7		Lap 8		Lap 9		Lap 10			
No	Time	No	Time	No	Time	No	Time	No	Time	No	Time	No	Time	No	Time	No	Time	No	Time		
205	1:47.84	189	3:12.71	189	5:06.23	189	6:57.59	198	8:34.16												
211	2:08.10	205	3:31.87	205	5:16.77	205	7:00.46	173	8:35.43												
186	2:09.98	204	3:34.32	181	5:26.93	173	7:02.72	181	8:39.37												
181	2:11.63	181	3:49.36	180	5:29.10	181	7:02.83	179	8:39.96												
95	2:11.93	186	3:51.24	173	5:30.26	180	7:05.06	111	8:41.52												
183	2:13.67	180	3:51.65	186	5:30.75	179	7:07.25	178	8:42.88												
180	2:14.45	183	3:53.77	178	5:32.78	178	7:08.01	180	8:43.26												
185	2:16.48	211	3:55.76	179	5:34.26	186	7:09.08	205	8:46.12												
178	2:21.77	173	3:57.22	92	5:36.22	198	7:10.43	186	8:47.66												
92	2:22.38	178	3:57.59	177	5:38.76	92	7:12.11	92	8:48.15												
173	2:23.42	92	3:59.15	169	5:43.28	111	7:13.42	189	8:48.65												
177	2:24.32	177	4:00.75	211	5:43.50	177	7:14.77	177	8:49.12												
179	2:27.76	179	4:01.15	91	5:44.59	169	7:18.40	169	8:52.13												
163	2:29.07	169	4:06.54	111	5:46.20	91	7:19.14	91	8:53.64												
91	2:29.28	163	4:07.86	163	5:47.92	163	7:26.10	163	9:07.80												
169	2:30.20	91	4:08.09	204	5:48.24	211	7:30.58	211	9:15.37												
193	2:37.90	185	4:08.77	198	5:48.40	193	7:45.07	193	9:25.74												
78	2:42.74	95	4:09.25	185	5:57.46	185	7:48.66	185	9:35.93												
111	2:52.33	111	4:17.81	193	6:01.99	78	7:53.89	78	9:36.69												
198	3:08.25	193	4:19.95	78	6:08.28	204	8:02.72	204	10:15.12												
		78	4:23.93	95	6:10.39	95	8:18.06	95	10:25.36												
		198	4:28.13																		



HGPCA RACE FOR PRE-1961 GRAND PRIX CARS (Race 1)

RESULT - RACE 6

PI	No	CI	Name	Car	Laps	Time	Behind	MPH	Best Lap on	MPH	
1	3	12	Barry CANNELL	Brabham BT11A	17	18:20.86		91.12	1:03.55	14	92.85
2	25	11	Andy MIDDLEHURST	Lotus 25 R4	17	18:33.97	13.11	90.04	1:03.36	16	93.13
3	14	7b	Tom DARK	Cooper T51	17	18:35.13	14.27	89.95	1:04.11	17	92.04
4	2	7b	Rod JOLLEY	Cooper T45/51	17	18:50.83	29.97	88.70	1:05.75	10	89.74
5	24	7b	Charles McCABE	Lotus 18 907	17	18:53.10	32.24	88.52	1:05.52	3	90.05
6	9	9	Mark DANIELL	Cooper T45	17	18:57.12	36.26	88.21	1:05.82	11	89.64
7	99	12	John EVANS	Brabham BT4	17	19:04.17	43.31	87.67	1:05.58	7	89.97
8	43	9	Charles GILLETT	Cooper T43	17	19:18.27	57.41	86.60	1:06.99	14	88.08
9	7	7b	Paul GRIFFIN	Cooper T51	17	19:19.21	58.35	86.53	1:06.68	8	88.49
10	37	10	Eddy PERK	Heron F1	17	19:26.02	1:05.16	86.02	1:07.03	7	88.03
11	21	10	Alex MORTON	Lotus 21 939/952	17	19:26.60	1:05.74	85.98	1:07.17	13	87.84
12	20	7b	Marshall BAILEY	JBW F1 (ir Cooper T51)	16	18:28.18	1 Lap	85.19	1:07.82	8	87.00
13	27	9	Steve HART	Cooper T51	16	18:32.93	1 Lap	84.83	1:08.26	6	86.44
14	38	Inv	Tony BEST	Ferrari Dino BR01	16	18:37.99	1 Lap	84.44	1:08.13	7	86.61
15	28	11	Harindra DE SILVA	Scirocco BRM	16	18:43.34	1 Lap	84.04	1:08.15	14	86.58
16	17	10	Alan BAILLIE	LDS 007	16	18:58.98	1 Lap	82.89	1:08.60	10	86.01
17	36	10	John DELANE	Lotus 21 934	16	19:00.78	1 Lap	82.76	1:08.99	10	85.53
18	19	Inv	Paul GRANT	Cooper Bristol Mk 2 3/52	16	19:25.33	1 Lap	81.01	1:11.10	9	82.99
19	143	7c	Robi BERNBERG	Cooper T43	16	19:30.70	1 Lap	80.64	1:11.66	4	82.34
20	45	7c	Scotty TAYLOR	Cooper T43	14	18:31.30	3 Laps	74.33	1:16.35	3	77.28

Not-Classified

12	7b		Rudi FRIEDRICHS	Cooper T53	1960	15	17:05.90	DNF	86.27	1:05.28	8	90.39
128	Inv		Eddie McGUIRE	Scarab Offenhauser	1960	13	15:13.82	DNF	83.94	1:07.76	4	87.08
32	10		Bernardo HARTOGS	Lotus 18/21 916	1961	13	15:29.51	DNF	82.52	1:09.79	4	84.55
34	7c		John BUSSEY	Cooper T43	1957	13	15:40.56	DNF	81.55	1:10.70	5	83.46

Fastest Lap

37	10		Eddy PERK	Heron F1				1:07.03	7	88.03
25	11		Andy MIDDLEHURST	Lotus 25 R4				1:03.36	16	93.13
3	12		Barry CANNELL	Brabham BT11A				1:03.55	14	92.85
14	7b		Tom DARK	Cooper T51				1:04.11	17	92.04
34	7c		John BUSSEY	Cooper T43				1:10.70	5	83.46
9	9		Mark DANIELL	Cooper T45				1:05.82	11	89.64
128	Inv		Eddie McGUIRE	Scarab Offenhauser				1:07.76	4	87.08

Start Time : 15:22

Silverstone

21 Apr 18 15:50

Clerk of Course:

Time Issued:

Chief Timekeeper:

THESE RESULTS ARE PROVISIONAL UNTIL THE CONCLUSION OF ANY JUDICIAL AND TECHNICAL MATTERS

Timing by HS Sports Ltd - Results and Lap Times at www.theresultslive.co.uk/vintage-sports-car-club

RACE GRID

HGPCA RACE FOR PRE-1961 GRAND PRIX CARS (Race 1)

RACE 6

45 Scotty TAYLOR 01:18.09

143 Robi BERNBERG 01:11.56

20 Marshall BAILEY 01:09.93

32 Bernardo HARTOGS 01:09.64

38 Tony BEST 01:08.72

36 John DELANE 01:08.26

17 Alan BAILLIE 01:08.03

128 Eddie MCGUIRE 01:07.21

37 Eddy PERK 01:06.86

12 Rudi FRIEDRICHS 01:06.54

24 Charles McCABE 01:06.04

25 Andy MIDDLEHURST 01:05.10

14 Tom DARK 01:04.12

19 Paul GRANT 01:11.85

34 John BUSSEY 01:10.81

51 Rob HALL 01:09.91

27 Steve HART 01:08.80

21 Alex MORTON 01:08.39

28 Harindra DE SILVA 01:08.12

43 Charles GILLETT 01:07.55

7 Paul GRIFFIN 01:06.97

99 John EVANS 01:06.59

9 Mark DANIELL 01:06.31

2 Rod JOLLEY 01:05.77

11 Jon FAIRLEY 01:04.92

3 Barry CANNELL 01:02.62

POLE

HGPCA RACE FOR PRE-1961 GRAND PRIX CARS (Race 1)

LAP TIMES - RACE 6

2	Rod JOLLEY										
Lap	1	2	3	4	5	6	7	8	9	10	
1	1:10.13	1:06.96	1:05.98	1:06.14	1:05.89	1:06.10	1:06.97	1:06.20	1:05.81	1:05.75	
11	1:05.82	1:06.17	1:05.87	1:06.51	1:07.00	1:06.78	1:06.75				
3	Barry CANNELL										
Lap	1	2	3	4	5	6	7	8	9	10	
1	1:09.50	1:05.28	1:04.35	1:03.92	1:03.85	1:03.88	1:04.17	1:03.99	1:04.64	1:04.36	
11	1:05.09	1:04.11	1:04.31	1:03.55	1:04.73	1:04.87	1:06.26				
7	Paul GRIFFIN										
Lap	1	2	3	4	5	6	7	8	9	10	
1	1:16.08	1:08.91	1:09.00	1:08.20	1:07.81	1:07.93	1:07.14	1:06.68	1:07.55	1:07.24	
11	1:09.22	1:06.76	1:07.01	1:07.87	1:07.14	1:07.56	1:07.11				
9	Mark DANIELL										
Lap	1	2	3	4	5	6	7	8	9	10	
1	1:12.03	1:07.89	1:07.64	1:07.55	1:06.51	1:06.23	1:06.14	1:06.24	1:05.85	1:06.25	
11	1:05.82	1:06.63	1:06.48	1:06.11	1:06.03	1:06.39	1:07.33				
12	Rudi FRIEDRICHS										
Lap	1	2	3	4	5	6	7	8	9	10	
1	1:13.05	1:07.79	1:05.85	1:05.84	1:06.54	1:05.61	1:05.76	1:05.28	1:05.54	1:05.67	
11	1:06.86	1:07.78	1:09.98	1:08.50	1:25.85						
14	Tom DARK										
Lap	1	2	3	4	5	6	7	8	9	10	
1	1:09.21	1:05.90	1:04.59	1:04.71	1:05.27	1:05.76	1:05.73	1:04.99	1:05.41	1:05.52	
11	1:06.62	1:06.17	1:06.39	1:05.03	1:05.42	1:04.30	1:04.11				
17	Alan BAILLIE										
Lap	1	2	3	4	5	6	7	8	9	10	
1	1:29.87	1:12.97	1:10.39	1:09.50	1:09.20	1:09.38	1:10.20	1:10.20	1:09.72	1:08.60	
11	1:09.78	1:10.02	1:10.14	1:10.78	1:08.80	1:09.43					
19	Paul GRANT										
Lap	1	2	3	4	5	6	7	8	9	10	
1	1:21.97	1:11.57	1:11.93	1:11.70	1:11.46	1:12.39	1:12.08	1:11.83	1:11.10	1:13.15	
11	1:11.94	1:12.50	1:12.39	1:13.94	1:12.88	1:12.50					
20	Marshall BAILEY										
Lap	1	2	3	4	5	6	7	8	9	10	
1	1:18.38	1:09.18	1:09.20	1:08.70	1:08.98	1:07.97	1:08.17	1:07.82	1:08.19	1:08.44	
11	1:08.86	1:08.60	1:09.58	1:08.37	1:08.87	1:08.87					
21	Alex MORTON										
Lap	1	2	3	4	5	6	7	8	9	10	
1	1:16.87	1:09.17	1:08.83	1:08.29	1:08.39	1:07.98	1:07.87	1:08.77	1:08.22	1:07.81	
11	1:07.75	1:08.08	1:07.17	1:07.57	1:08.34	1:07.45	1:08.04				

24	Charles McCABE									
Lap	1	2	3	4	5	6	7	8	9	10
1	1:11.06	1:07.49	1:05.52	1:06.19	1:06.16	1:05.86	1:06.75	1:06.11	1:05.53	1:05.88
11	1:05.72	1:06.10	1:07.18	1:05.86	1:07.98	1:06.80	1:06.91			
25	Andy MIDDLEHURST									
Lap	1	2	3	4	5	6	7	8	9	10
1	1:10.52	1:05.75	1:04.90	1:04.98	1:04.49	1:05.14	1:05.57	1:05.28	1:05.29	1:05.56
11	1:06.48	1:06.08	1:06.39	1:05.07	1:05.08	1:03.36	1:04.03			
27	Steve HART									
Lap	1	2	3	4	5	6	7	8	9	10
1	1:17.59	1:09.28	1:08.97	1:08.64	1:09.09	1:08.26	1:08.36	1:09.23	1:09.30	1:08.98
11	1:09.08	1:08.91	1:08.90	1:09.51	1:09.38	1:09.45				
28	Harindra DE SILVA									
Lap	1	2	3	4	5	6	7	8	9	10
1	1:19.15	1:11.54	1:10.37	1:09.54	1:10.42	1:09.41	1:09.05	1:08.44	1:08.64	1:10.00
11	1:09.10	1:08.29	1:09.67	1:08.15	1:10.81	1:10.76				
32	Bernardo HARTOGS									
Lap	1	2	3	4	5	6	7	8	9	10
1	1:21.49	1:10.50	1:10.01	1:09.79	1:10.95	1:09.99	1:10.18	1:10.99	1:11.09	1:11.11
11	1:11.92	1:11.00	1:10.49							
34	John BUSSEY									
Lap	1	2	3	4	5	6	7	8	9	10
1	1:22.44	1:11.24	1:10.99	1:11.07	1:10.70	1:10.81	1:11.45	1:13.00	1:12.28	1:11.90
11	1:10.74	1:12.10	1:11.84							
36	John DELANE									
Lap	1	2	3	4	5	6	7	8	9	10
1	1:23.54	1:12.44	1:13.31	1:10.15	1:10.73	1:09.85	1:13.14	1:09.29	1:10.38	1:08.99
11	1:09.27	1:09.08	1:10.82	1:10.07	1:10.22	1:09.50				
37	Eddy PERK									
Lap	1	2	3	4	5	6	7	8	9	10
1	1:15.44	1:09.18	1:08.97	1:08.84	1:08.12	1:08.01	1:07.03	1:07.98	1:07.95	1:07.80
11	1:08.64	1:07.73	1:07.29	1:08.15	1:08.77	1:08.29	1:07.83			
38	Tony BEST									
Lap	1	2	3	4	5	6	7	8	9	10
1	1:19.56	1:09.95	1:08.38	1:08.45	1:08.79	1:08.23	1:08.13	1:08.51	1:09.22	1:10.58
11	1:11.08	1:09.33	1:09.10	1:09.17	1:09.60	1:09.91				
43	Charles GILLETT									
Lap	1	2	3	4	5	6	7	8	9	10
1	1:15.49	1:08.52	1:08.25	1:07.78	1:07.09	1:07.99	1:07.51	1:07.70	1:07.95	1:08.67
11	1:08.19	1:07.08	1:07.08	1:06.99	1:07.46	1:07.19	1:07.33			
45	Scotty TAYLOR									
Lap	1	2	3	4	5	6	7	8	9	10
1	1:28.06	1:17.67	1:16.35	1:17.63	1:19.78	1:19.57	1:20.37	1:17.97	1:17.53	1:19.32
11	1:20.83	1:18.10	1:19.73	1:18.39						

99 John EVANS

Lap	1	2	3	4	5	6	7	8	9	10
1	1:14.14	1:07.16	1:07.45	1:07.10	1:06.59	1:06.63	1:05.58	1:06.44	1:06.38	1:06.47
11	1:06.84	1:06.82	1:07.83	1:07.38	1:07.67	1:07.45	1:06.24			

128 Eddie McGUIRE

Lap	1	2	3	4	5	6	7	8	9	10
1	1:18.74	1:09.33	1:08.26	1:07.76	1:08.15	1:08.12	1:07.97	1:08.71	1:08.89	1:08.98
11	1:10.03	1:10.51	1:18.37							

143 Robi BERNBERG

Lap	1	2	3	4	5	6	7	8	9	10
1	1:23.14	1:12.63	1:11.77	1:11.66	1:13.21	1:11.66	1:12.25	1:11.91	1:12.02	1:12.56
11	1:13.08	1:12.66	1:12.32	1:13.16	1:13.13	1:13.54				

Lap Chart

HGPCA RACE FOR PRE-1961 GRAND PRIX CARS (Race 1) - RACE 6

Lap 1		Lap 2		Lap 3		Lap 4		Lap 5		Lap 6		Lap 7		Lap 8		Lap 9		Lap 10	
No	Time	No	Time	No	Time	No	Time	No	Time	No	Time	No	Time	No	Time	No	Time	No	Time
14	1:09.21	3	2:14.78	3	3:19.13	3	4:23.05	3	5:26.90	3	6:30.78	3	7:34.95	3	8:38.94	3	9:43.58	3	10:47.94
3	1:09.50	14	2:15.11	14	3:19.70	14	4:24.41	14	5:29.68	14	6:35.44	14	7:41.17	14	8:46.16	19	9:44.93 *1	17	10:51.43 *1
2	1:10.13	25	2:16.27	25	3:21.17	25	4:26.15	25	5:30.64	25	6:35.78	25	7:41.35	25	8:46.63	143	9:48.23 *1	36	10:52.83 *1
25	1:10.52	2	2:17.09	2	3:23.07	2	4:29.21	2	5:35.10	45	6:39.49 *1	2	7:48.17	2	8:54.37	14	9:51.57	34	10:53.98 *1
24	1:11.06	24	2:18.55	24	3:24.07	24	4:30.26	24	5:36.42	2	6:41.20	24	7:49.03	24	8:55.14	25	9:51.92	19	10:56.03 *1
9	1:12.03	9	2:19.92	12	3:26.69	12	4:32.53	12	5:39.07	24	6:42.28	12	7:50.44	12	8:55.72	2	10:00.18	14	10:57.09
12	1:13.05	12	2:20.84	9	3:27.56	9	4:35.11	9	5:41.62	12	6:44.68	9	7:53.99	9	9:00.23	24	10:00.67	25	10:57.48
99	1:14.14	99	2:21.30	99	3:28.75	99	4:35.85	99	5:42.44	9	6:47.85	99	7:54.65	99	9:01.09	12	10:01.26	143	11:00.25 *1
37	1:15.44	43	2:24.01	43	3:32.26	43	4:40.04	43	5:47.13	99	6:49.07	45	7:59.06 *1	43	9:10.33	9	10:06.08	2	11:05.93
43	1:15.49	37	2:24.62	37	3:33.59	7	4:42.19	7	5:50.00	43	6:55.12	43	8:02.63	7	9:11.75	99	10:07.47	24	11:06.55
7	1:16.08	7	2:24.99	7	3:33.99	37	4:42.43	37	5:50.55	7	6:57.93	7	8:05.07	37	9:13.57	43	10:18.28	12	11:06.93
21	1:16.87	21	2:26.04	21	3:34.87	21	4:43.16	21	5:51.55	37	6:58.56	37	8:05.59	21	9:16.17	7	10:19.30	9	11:12.33
27	1:17.59	27	2:26.87	27	3:35.84	128	4:44.09	128	5:52.24	21	6:59.53	21	8:07.40	128	9:17.04	37	10:21.52	99	11:13.94
20	1:18.38	20	2:27.56	128	3:36.33	27	4:44.48	27	5:53.57	128	7:00.36	128	8:08.33	20	9:18.40	21	10:24.39	7	11:26.54
128	1:18.74	128	2:28.07	20	3:36.76	20	4:45.46	20	5:54.44	27	7:01.83	27	8:10.19	27	9:19.42	128	10:25.93	43	11:26.95
28	1:19.15	38	2:29.51	38	3:37.89	38	4:46.34	38	5:55.13	20	7:02.41	20	8:10.58	45	9:19.43 *1	20	10:26.59	37	11:29.32
38	1:19.56	28	2:30.69	28	3:41.06	28	4:50.60	28	6:01.02	38	7:03.36	38	8:11.49	38	9:20.00	27	10:28.72	21	11:32.20
32	1:21.49	32	2:31.99	32	3:42.00	32	4:51.79	32	6:02.74	28	7:10.43	28	8:19.48	28	9:27.92	38	10:29.22	128	11:34.91
19	1:21.97	19	2:33.54	34	3:44.67	34	4:55.74	34	6:06.44	32	7:12.73	32	8:22.91	32	9:33.90	28	10:36.56	20	11:35.03
34	1:22.44	34	2:33.68	19	3:45.47	19	4:57.17	19	6:08.63	34	7:17.25	34	8:28.70	34	9:41.70	45	10:37.40 *1	27	11:37.70
143	1:23.14	143	2:35.77	143	3:47.54	143	4:59.20	36	6:10.17	36	7:20.02	17	8:31.51	17	9:41.71	32	10:44.99	38	11:39.80
36	1:23.54	36	2:35.98	36	3:49.29	36	4:59.44	17	6:11.93	19	7:21.02	19	8:33.10	36	9:42.45			28	11:46.56
45	1:28.06	17	2:42.84	17	3:53.23	17	5:02.73	143	6:12.41	17	7:21.31	36	8:33.16						
17	1:29.87	45	2:45.73	45	4:02.08	45	5:19.71			143	7:24.07	143	8:36.32						

Lap Chart

HGPCA RACE FOR PRE-1961 GRAND PRIX CARS (Race 1) - RACE 6

Lap 11		Lap 12		Lap 13		Lap 14		Lap 15		Lap 16		Lap 17		Lap 18		Lap 19		Lap 20	
No	Time	No	Time	No	Time	No	Time	No	Time	No	Time	No	Time	No	Time	No	Time	No	Time
3	11:53.03	3	12:57.14	3	14:01.45	3	15:05.00	3	16:09.73	3	17:14.60	3	18:20.86						
45	11:54.93 *2	32	13:08.02 *1	28	14:03.95 *1	38	15:09.31 *1	20	16:10.44 *1	20	17:19.31 *1	20	18:28.18 *1						
32	11:56.10 *1	17	13:09.81 *1	14	14:16.27	28	15:13.62 *1	27	16:14.10 *1	27	17:23.48 *1	45	18:31.30 *3						
17	12:00.03 *1	14	13:09.88	25	14:16.43	128	15:13.82 *1	38	16:18.48 *1	38	17:28.08 *1	27	18:32.93 *1						
36	12:01.82 *1	25	13:10.04	32	14:19.02 *1	14	15:21.30	28	16:21.77 *1	25	17:29.94	25	18:33.97						
14	12:03.71	36	13:11.09 *1	17	14:19.83 *1	25	15:21.50	25	16:26.58	14	17:31.02	14	18:35.13						
25	12:03.96	45	13:14.25 *2	36	14:20.17 *1	32	15:29.51 *1	14	16:26.72	28	17:32.58 *1	38	18:37.99 *1						
34	12:05.88 *1	34	13:16.62 *1	2	14:23.79	17	15:29.97 *1	2	16:37.30	2	17:44.08	28	18:43.34 *1						
19	12:09.18 *1	2	13:17.92	24	14:25.55	2	15:30.30	24	16:39.39	24	17:46.19	2	18:50.83						
2	12:11.75	24	13:18.37	34	14:28.72 *1	36	15:30.99 *1	17	16:40.75 *1	17	17:49.55 *1	24	18:53.10						
24	12:12.27	19	13:21.12 *1	9	14:31.26	24	15:31.41	36	16:41.06 *1	9	17:49.79	9	18:57.12						
143	12:12.81 *1	12	13:21.57	12	14:31.55	9	15:37.37	9	16:43.40	36	17:51.28 *1	17	18:58.98 *1						
12	12:13.79	9	13:24.78	19	14:33.62 *1	12	15:40.05	99	16:50.48	99	17:57.93	36	19:00.78 *1						
9	12:18.15	143	13:25.89 *1	45	14:35.08 *2	34	15:40.56 *1	19	16:59.95 *1	43	18:10.94	99	19:04.17						
99	12:20.78	99	13:27.60	99	14:35.43	99	15:42.81	43	17:03.75	7	18:12.10	43	19:18.27						
43	12:35.14	43	13:42.22	143	14:38.55 *1	19	15:46.01 *1	143	17:04.03 *1	19	18:12.83 *1	7	19:19.21						
7	12:35.76	7	13:42.52	43	14:49.30	143	15:50.87 *1	7	17:04.54	143	18:17.16 *1	19	19:25.33 *1						
37	12:37.96	37	13:45.69	7	14:49.53	45	15:53.18 *2	12	17:05.90	37	18:18.19	37	19:26.02						
21	12:39.95	21	13:48.03	37	14:52.98	43	15:56.29	37	17:09.90	21	18:18.56	21	19:26.60						
20	12:43.89	20	13:52.49	21	14:55.20	7	15:57.40	21	17:11.11			143	19:30.70 *1						
128	12:44.94	128	13:55.45	20	15:02.07	37	16:01.13	45	17:12.91 *2										
27	12:46.78	27	13:55.69	27	15:04.59	21	16:02.77												
38	12:50.88	38	14:00.21																
28	12:55.66																		



SILVERSTONE TROPHY FOR SPECIAL PRE-WAR SPORTS CARS

RESULT - RACE 7

PI	No	CI	Name	Car	Year	Laps	Time	Behind	MPH	Best Lap on	MPH
1	8		Ruediger FRIEDRICHS	Alvis Firefly	1932/35	12	15:30.55		76.09	1:16.60	5 77.03
2	82		Richard ILIFFE	Riley Elf	1934	12	15:58.33	27.78	73.88	1:17.90	4 75.74
3	11		Frederic WAKEMAN	Frazer Nash Super Sports	1928	12	16:06.03	35.48	73.29	1:18.71	12 74.96
4	73		Andrew MITCHELL	HRG 1 1/2 Litre	1937	12	16:31.60	1:01.05	71.40	1:20.78	10 73.04
5	83		Mark GILLIES	Aston Martin Speed Model	1936	12	16:31.89	1:01.34	71.38	1:21.54	12 72.36 *
6	221		Alan MIDDLETON	Aston Martin Speed 'Red	1936	12	16:32.45	1:01.90	71.34	1:21.07	12 72.78
7	122		Jeffrey EDWARDS	Alvis Sports Special	1934/35	11	15:36.86	1 Lap	69.28	1:23.79	8 70.42
8	107		David WYLIE	Frazer Nash AC	1928	11	15:37.89	1 Lap	69.20	1:23.98	7 70.26
9	135		Alexander HEWITSON	Riley 12/4 Special	1937	11	15:39.77	1 Lap	69.06	1:23.90	11 70.33
10	94		Richard BRADLEY	Aston Martin Ulster	1935	11	15:40.35	1 Lap	69.02	1:23.87	6 70.35
11	136		Heinz STAMM	Aston Martin Speed Model	1937	11	15:43.67	1 Lap	68.78	1:24.05	7 70.20
12	168		Roger TUSHINGHAM	MG N Type Special	1934	11	16:56.91	1 Lap	63.83	1:30.30	5 65.34
13	170		Nicholas MORLEY	Lagonda LG45 Open 2 Sea	1937	11	17:39.19	1 Lap	61.28	1:31.14	9 64.74
14	169		Malcolm BARRINGTON	Frazer Nash TT Replica	1934	10	15:52.65	2 Laps	61.94	1:31.85	3 64.24
15	164		Steve ALLEN	Bentley 4 1/4 Litre Spl	1936	10	16:07.07	2 Laps	61.01	1:34.62	7 62.36
16	181		David SAXL	Riley 12/4 Special	1934/36	10	16:15.03	2 Laps	60.52	1:34.86	6 62.20
17	160		Jean LAURENT-BELLUE	Aston Martin International	1930	9	15:39.21	3 Laps	56.54	1:42.08	6 57.80
<u>Not-Classified</u>											
	62		Dougal CAWLEY	GN/Ford Piglet	1929	10	13:30.27	DNF	72.82	1:17.10	2 76.53
	144		James WHITMORE	Riley 12/4 Special	1936	9	13:53.13	DNF	63.74	1:27.22	3 67.65

Fastest Lap

8	Ruediger FRIEDRICHS	Alvis Firefly	1932/35				1:16.60	5	77.03
---	---------------------	---------------	---------	--	--	--	---------	---	-------

*** = handicap winner

Start Time : 15:55

Silverstone

21 Apr 18 16:14

Clerk of Course:

Time Issued:

Chief Timekeeper:

THESE RESULTS ARE PROVISIONAL UNTIL THE CONCLUSION OF ANY JUDICIAL AND TECHNICAL MATTERS

Timing by HS Sports Ltd - Results and Lap Times at www.theresultslive.co.uk/vintage-sports-car-club

RACE GRID

SILVERSTONE TROPHY FOR SPECIAL PRE-WAR SPORTS CARS

RACE 7

ROW 10	82 Richard ILIFFE	11 Frederic WAKEMAN
ROW 9	160 01:50.160 Jean LAURENT-BELLUE	181 01:38.160 David SAXL
ROW 8	164 01:35.850 Steve ALLEN	170 01:35.590 Nicholas MORLEY
ROW 7	169 01:32.190 Malcolm BARRINGTON	168 01:29.110 Roger TUSHINGHAM
ROW 6	144 01:28.490 James WHITMORE	135 01:26.540 Alexander HEWITSON
ROW 5	122 01:26.100 Jeffrey EDWARDS	136 01:25.080 Heinz STAMM
ROW 4	94 01:25.050 Richard BRADLEY	107 01:24.450 David WYLIE
ROW 3	106 01:24.380 Richard HUDSON	73 01:22.950 Andrew MITCHELL
ROW 2	221 01:22.530 Alan MIDDLETON	83 01:21.420 Mark GILLIES
ROW 1	62 01:17.790 Dougal CAWLEY	8 01:16.970 Ruediger FRIEDRICHS

Grid Used: White Markings

POLE

SILVERSTONE TROPHY FOR SPECIAL PRE-WAR SPORTS CARS

LAP TIMES - RACE 7

8	Ruediger FRIEDRICHS									
Lap	1	2	3	4	5	6	7	8	9	10
1	1:19.01	1:17.37	1:16.99	1:16.93	1:16.60	1:17.24	1:18.21	1:17.54	1:17.20	1:18.37
11	1:17.53	1:17.56								
11	Frederic WAKEMAN									
Lap	1	2	3	4	5	6	7	8	9	10
1	1:28.40	1:20.58	1:21.02	1:20.06	1:20.32	1:19.67	1:19.23	1:19.88	1:19.77	1:18.81
11	1:19.58	1:18.71								
62	Dougal CAWLEY									
Lap	1	2	3	4	5	6	7	8	9	10
1	1:20.04	1:17.10	1:17.17	1:17.27	1:17.25	1:17.15	1:17.44	1:17.28	1:18.11	1:51.46
73	Andrew MITCHELL									
Lap	1	2	3	4	5	6	7	8	9	10
1	1:26.99	1:23.09	1:22.49	1:23.22	1:22.16	1:22.41	1:21.10	1:21.96	1:23.47	1:20.78
11	1:22.35	1:21.58								
82	Richard ILIFFE									
Lap	1	2	3	4	5	6	7	8	9	10
1	1:30.83	1:18.67	1:18.26	1:17.90	1:18.92	1:19.43	1:18.95	1:18.15	1:19.02	1:18.60
11	1:19.55	1:20.05								
83	Mark GILLIES									
Lap	1	2	3	4	5	6	7	8	9	10
1	1:26.99	1:23.09	1:22.96	1:21.92	1:22.12	1:22.23	1:22.18	1:22.24	1:22.52	1:22.04
11	1:22.06	1:21.54								
94	Richard BRADLEY									
Lap	1	2	3	4	5	6	7	8	9	10
1	1:33.85	1:25.27	1:24.87	1:25.09	1:25.49	1:23.87	1:23.93	1:23.92	1:25.84	1:24.02
11	1:24.20									
107	David WYLIE									
Lap	1	2	3	4	5	6	7	8	9	10
1	1:29.65	1:24.03	1:23.99	1:24.43	1:24.66	1:25.65	1:23.98	1:25.31	1:25.45	1:25.95
11	1:24.79									
122	Jeffrey EDWARDS									
Lap	1	2	3	4	5	6	7	8	9	10
1	1:32.14	1:25.39	1:25.29	1:25.46	1:23.85	1:23.99	1:23.84	1:23.79	1:24.12	1:24.37
11	1:24.62									
135	Alexander HEWITSON									
Lap	1	2	3	4	5	6	7	8	9	10
1	1:31.00	1:24.77	1:25.26	1:25.37	1:24.82	1:25.42	1:24.48	1:24.73	1:25.70	1:24.32
11	1:23.90									

136 Heinz STAMM

Lap	1	2	3	4	5	6	7	8	9	10
1	1:32.80	1:25.95	1:25.06	1:24.76	1:24.82	1:26.25	1:24.05	1:24.60	1:25.95	1:24.46
11	1:24.97									

144 James WHITMORE

Lap	1	2	3	4	5	6	7	8	9	10
1	1:31.66	1:27.62	1:27.22	1:27.97	1:27.93	1:29.23	1:29.13	1:32.60	1:59.77	

160 Jean LAURENT-BELLUE

Lap	1	2	3	4	5	6	7	8	9	10
1	1:52.35	1:42.77	1:44.19	1:44.48	1:45.02	1:42.08	1:42.39	1:42.82	1:43.11	

164 Steve ALLEN

Lap	1	2	3	4	5	6	7	8	9	10
1	1:44.30	1:35.02	1:36.88	1:36.81	1:36.20	1:35.59	1:34.62	1:35.24	1:36.52	1:35.89

168 Roger TUSHINGHAM

Lap	1	2	3	4	5	6	7	8	9	10
1	1:39.88	1:30.53	1:30.87	1:30.77	1:30.30	1:32.09	1:31.90	1:31.33	1:30.50	1:33.95
11	1:34.79									

169 Malcolm BARRINGTON

Lap	1	2	3	4	5	6	7	8	9	10
1	1:41.44	1:32.66	1:31.85	1:33.05	1:33.85	1:34.77	1:37.73	1:34.28	1:35.92	1:37.10

170 Nicholas MORLEY

Lap	1	2	3	4	5	6	7	8	9	10
1	1:42.42	1:33.32	1:32.24	1:31.83	1:32.54	1:31.61	1:31.34	1:31.90	1:31.14	1:31.91
11	2:08.94									

181 David SAXL

Lap	1	2	3	4	5	6	7	8	9	10
1	1:44.26	1:38.57	1:37.07	1:36.41	1:36.29	1:34.86	1:35.71	1:36.97	1:36.85	1:38.04

221 Alan MIDDLETON

Lap	1	2	3	4	5	6	7	8	9	10
1	1:29.61	1:22.67	1:21.44	1:22.09	1:21.77	1:21.80	1:22.66	1:22.03	1:23.23	1:21.51
11	1:22.57	1:21.07								

Lap Chart

SILVERSTONE TROPHY FOR SPECIAL PRE-WAR SPORTS CARS - RACE 7

Lap 1		Lap 2		Lap 3		Lap 4		Lap 5		Lap 6		Lap 7		Lap 8		Lap 9		Lap 10	
No	Time	No	Time	No	Time	No	Time	No	Time	No	Time	No	Time	No	Time	No	Time	No	Time
8	1:19.01	8	2:36.38	8	3:53.37	8	5:10.30	8	6:26.90	8	7:44.14	8	9:02.35	8	10:19.89	8	11:37.09	8	12:55.46
62	1:20.04	62	2:37.14	62	3:54.31	62	5:11.58	62	6:28.83	62	7:45.98	62	9:03.42	62	10:20.70	62	11:38.81	181	13:00.14 *2
83	1:26.99	11	2:48.98	82	4:07.76	160	5:19.31 *1	164	6:33.01 *1	170	7:52.35 *1	168	9:14.44 *1	144	10:20.76 *1	144	11:53.36 *1	82	13:18.73
73	1:26.99	82	2:49.50	11	4:10.00	82	5:25.66	181	6:36.31 *1	169	7:52.85 *1	82	9:22.96	160	10:30.89 *2	82	12:00.13	11	13:27.74
11	1:28.40	73	2:50.08	73	4:12.57	11	5:30.06	82	6:44.58	82	8:04.01	170	9:23.96 *1	82	10:41.11	11	12:08.93	62	13:30.27
221	1:29.61	83	2:50.08	83	4:13.04	83	5:34.96	11	6:50.38	164	8:09.21 *1	169	9:27.62 *1	168	10:46.34 *1	160	12:13.28 *2	73	13:47.67
107	1:29.65	221	2:52.28	221	4:13.72	73	5:35.79	83	6:57.08	11	8:10.05	11	9:29.28	11	10:49.16	168	12:17.67 *1	168	13:48.17 *1
82	1:30.83	107	2:53.68	107	4:17.67	221	5:35.81	221	6:57.58	181	8:12.60 *1	73	9:41.46	170	10:55.30 *1	83	12:26.25	83	13:48.29
135	1:31.00	135	2:55.77	135	4:21.03	107	5:42.10	73	6:57.95	83	8:19.31	83	9:41.49	73	11:03.42	73	12:26.89	221	13:48.81
144	1:31.66	122	2:57.53	122	4:22.82	135	5:46.40	160	7:03.79 *1	221	8:19.38	221	9:42.04	83	11:03.73	170	12:27.20 *1	144	13:53.13 *1
122	1:32.14	136	2:58.75	136	4:23.81	122	5:48.28	107	7:06.76	73	8:20.36	164	9:44.80 *1	221	11:04.07	221	12:27.30	160	13:56.10 *2
136	1:32.80	94	2:59.12	94	4:23.99	136	5:48.57	135	7:11.22	107	8:32.41	181	9:47.46 *1	169	11:05.35 *1	169	12:39.63 *1	170	13:58.34 *1
94	1:33.85	144	2:59.28	144	4:26.50	94	5:49.08	122	7:12.13	122	8:36.12	107	9:56.39	164	11:19.42 *1	107	12:47.15	122	14:12.24
168	1:39.88	168	3:10.41	168	4:41.28	144	5:54.47	136	7:13.39	135	8:36.64	122	9:59.96	107	11:21.70	122	12:47.87		
169	1:41.44	169	3:14.10	169	4:45.95	168	6:12.05	94	7:14.57	94	8:38.44	135	10:01.12	181	11:23.17 *1	135	12:51.55		
170	1:42.42	170	3:15.74	170	4:47.98	169	6:19.00	144	7:22.40	136	8:39.64	94	10:02.37	122	11:23.75	94	12:52.13		
181	1:44.26	164	3:19.32	164	4:56.20	170	6:19.81	168	7:42.35	160	8:48.81 *1	136	10:03.69	135	11:25.85	136	12:54.24		
164	1:44.30	181	3:22.83	181	4:59.90					144	8:51.63			94	11:26.29	164	12:54.66 *1		
160	1:52.35	160	3:35.12											136	11:28.29				

Lap Chart

SILVERSTONE TROPHY FOR SPECIAL PRE-WAR SPORTS CARS - RACE 7

Lap 11		Lap 12		Lap 13		Lap 14		Lap 15		Lap 16		Lap 17		Lap 18		Lap 19		Lap 20	
No	Time	No	Time	No	Time	No	Time	No	Time	No	Time	No	Time	No	Time	No	Time	No	Time
8	14:12.99	8	15:30.55																
107	14:13.10 *1	122	15:36.86 *1																
169	14:15.55 *2	107	15:37.89 *1																
135	14:15.87 *1	160	15:39.21 *3																
94	14:16.15 *1	135	15:39.77 *1																
136	14:18.70 *1	94	15:40.35 *1																
164	14:31.18 *2	136	15:43.67 *1																
181	14:36.99 *2	169	15:52.65 *2																
82	14:38.28	82	15:58.33																
11	14:47.32	11	16:06.03																
73	15:10.02	164	16:07.07 *2																
83	15:10.35	181	16:15.03 *2																
221	15:11.38	73	16:31.60																
168	15:22.12 *1	83	16:31.89																
170	15:30.25 *1	221	16:32.45																
		168	16:56.91 *1																
		170	17:39.19 *1																



FREDDIE GILES MEMORIAL RACE FOR FRAZER NASHES

RESULT - RACE 8

PI	No	CI	Name	Car	Year	Laps	Time	Behind	MPH	Best Lap on	MPH
1	34		Julian GRIMWADE	Frazer Nash Single Seat	1934	12	15:20.34		76.93	1:13.24	3 80.56
2	50		Martin HUNT	Frazer Nash Le Mans Repl	1953	12	15:24.13	3.79	76.62	1:14.99	2 78.68
3	49		John URE	Frazer Nash Le Mans Repl	1952	12	15:24.43	4.09	76.59	1:15.46	12 78.19
4	27		Martyn CORFIELD	Frazer Nash Le Mans Repl	1952	12	15:25.49	5.15	76.51	1:15.56	3 78.09
5	21		Edie GIBBS	Frazer Nash SS Racer	1935/29	12	15:28.36	8.02	76.27	1:15.81	11 77.83
6	212		Patrick BLAKENEY-EDWARDS	Frazer Nash SuperSpeed	1930	12	15:30.11	9.77	76.13	1:16.55	5 77.08 *
7	41		Brian WHITE	Frazer Nash/Bmw TT Repli	1934/38	12	15:34.72	14.38	75.75	1:15.59	3 78.06
8	37		Martin STRETTON	Frazer Nash Targa Florio	1952	12	15:42.97	22.63	75.09	1:17.14	4 76.49
9	11		Frederic WAKEMAN	Frazer Nash Super Sports	1928	12	15:52.83	32.49	74.31	1:16.97	3 76.66
10	80		Ralf EMMERLING	Frazer Nash Mille Miglia	1952	12	15:53.95	33.61	74.22	1:17.77	4 75.87
11	64		Theodore HUNT	Frazer Nash Targa Florio	1952	12	15:55.60	35.26	74.09	1:17.21	5 76.42
12	74		Philip CHAMPION	Frazer Nash Mille Miglia	1951	12	15:56.84	36.50	74.00	1:18.74	3 74.94
13	75		Edward WILLIAMS	Frazer Nash Super Sports	1929	12	15:58.56	38.22	73.87	1:18.28	3 75.38
14	209		Geraint LEWIS	Frazer Nash Sng Seat GP	1936	12	16:07.82	47.48	73.16	1:19.29	5 74.42
15	36		Justin MAEERS	GN Parker	1926	12	16:10.79	50.45	72.94	1:19.71	2 74.02
16	134		David PRYKE	Frazer Nash Shelsley	1936	12	16:23.58	1:03.24	71.99	1:20.24	11 73.53
17	226		Andrew HALL	Frazer Nash High Speed	1948	12	16:23.93	1:03.59	71.96	1:18.58	3 75.09
18	14		Chris CHILCOTT	Frazer Nash Fast Tourer	1926/30	12	16:36.79	1:16.45	71.03	1:21.33	2 72.55
19	25		Julian MAJZUB	Frazer Nash Mille Miglia	1952	11	15:24.68	1 Lap	70.19	1:20.93	6 72.91
20	87		Jeremy BREWSTER	Frazer Nash Geoghegan S	1928	11	15:26.99	1 Lap	70.02	1:21.79	4 72.14
21	107		David WYLIE	Frazer Nash AC	1928	11	15:35.28	1 Lap	69.40	1:23.23	3 70.89
22	110		Simon BLAKENEY-EDWARDS	Frazer Nash Super Sports	1929	11	15:41.97	1 Lap	68.90	1:23.35	2 70.79
23	111		Paul BAKER	Frazer Nash Sports	1934	11	15:46.51	1 Lap	68.57	1:23.35	2 70.79
24	84		Mark WALKER	GN Thunderbug	1922/08	11	16:05.15	1 Lap	67.25	1:26.24	7 68.42
25	157		Andy NEWBOUND	Frazer Nash Ulster 100	1936	11	17:08.32	1 Lap	63.12	1:29.76	4 65.74
26	123		Alastair PUGH	Frazer Nash/BMW 328	1939	10	15:40.67	2 Laps	62.73	1:31.58	8 64.43
27	130		Alistair PUGH	Frazer Nash Super Sports	1930	10	15:41.40	2 Laps	62.68	1:30.64	8 65.10
28	149		Jon GILES	Frazer Nash Boulogne TT	1931	10	15:56.12	2 Laps	61.71	1:31.32	8 64.61

Not-Classified

128	Jo BLAKENEY-EDWARDS	Frazer Nash Super Sports	1929	6	8:29.02	DNF	69.55	1:23.07	3 71.03
72	Charles GILLET	Frazer Nash TT Rep	1932	6	8:50.19	DNF	66.77	1:21.61	2 72.30
48	Andrew SMITH	Frazer Nash Super Sports	1926	5	7:22.46	DNF	66.68	1:21.23	2 72.64
137	Steven PRYKE	Frazer Nash Slug	1927	4	6:47.53	DNF	57.91	1:35.17	4 62.00
159	David JOHNSON	Frazer Nash Super Sports	1929	3	5:03.74	DNF	58.28	1:34.25	2 62.60

Fastest Lap

34	Julian GRIMWADE	Frazer Nash Single Seat	1934					1:13.24	3 80.56
----	-----------------	-------------------------	------	--	--	--	--	---------	---------

No 209 - FIT WORKING TRANSPONDER

*** = handicap winner

Start Time : 16:23

Silverstone

21 Apr 18 16:43

Clerk of Course:	Time Issued:	Chief Timekeeper:

THESE RESULTS ARE PROVISIONAL UNTIL THE CONCLUSION OF ANY JUDICIAL AND TECHNICAL MATTERS

Timing by HS Sports Ltd - Results and Lap Times at www.theresultslive.co.uk/vintage-sports-car-club

RACE GRID

FREDDIE GILES MEMORIAL RACE FOR FRAZER NASHES

RACE 8

ROW 18		
ROW 17	123 Alastair PUGH	149 01:32.290 Jon GILES
ROW 16	159 01:29.760 David JOHNSON	157 01:29.020 Andy NEWBOUND
ROW 15	130 01:28.830 Alistair PUGH	72 01:27.350 Charles GILLET
ROW 14	137 01:26.500 Steven PRYKE	84 01:25.330 Mark WALKER
ROW 13	48 01:25.010 Andrew SMITH	87 01:24.690 Jeremy BREWSTER
ROW 12	107 01:24.450 David WYLIE	111 01:24.240 Paul BAKER
ROW 11	110 01:23.120 Simon BLAKENEY-EDW	128 01:22.770 Jo BLAKENEY-EDWARD
ROW 10	134 01:22.230 David PRYKE	14 01:22.010 Chris CHILCOTT
ROW 9	25 01:20.020 Julian MAJZUB	226 01:18.720 Andrew HALL
ROW 8	21 01:18.000 Edie GIBBS	80 01:17.790 Ralf EMMERLING
ROW 7	62 01:17.790 Dougal CAWLEY	209 01:17.780 Geraint LEWIS
ROW 6	75 01:17.410 Edward WILLIAMS	34 01:17.220 Julian GRIMWADE
ROW 5	64 01:16.990 Theodore HUNT	37 01:16.900 Martin STRETTON
ROW 4	74 01:16.820 Philip CHAMPION	11 01:16.740 Frederic WAKEMAN
ROW 3	36 01:16.610 Justin MAEERS	41 01:15.560 Brian WHITE
ROW 2	49 01:15.500 John URE	212 01:15.160 Patrick BLAKENEY-EDW
ROW 1	27 01:14.950 Martyn CORFIELD	50 01:14.870 Martin HUNT

Grid Used: White Markings

POLE

RESERVES IN THE FOLLOWING ORDER : 223, 312, 53

FREDDIE GILES MEMORIAL RACE FOR FRAZER NASHES

LAP TIMES - RACE 8

11 Frederic WAKEMAN

Lap	1	2	3	4	5	6	7	8	9	10
1	1:21.45	1:18.20	1:16.97	1:17.56	1:17.56	1:18.77	1:18.61	1:18.76	1:18.54	1:18.14
11	1:19.70	1:28.57								

14 Chris CHILCOTT

Lap	1	2	3	4	5	6	7	8	9	10
1	1:28.07	1:21.33	1:21.42	1:22.17	1:22.54	1:22.87	1:22.96	1:22.86	1:23.01	1:23.14
11	1:23.49	1:22.93								

21 Edie GIBBS

Lap	1	2	3	4	5	6	7	8	9	10
1	1:23.14	1:17.41	1:17.88	1:17.13	1:16.68	1:16.61	1:16.71	1:16.25	1:16.92	1:16.70
11	1:15.81	1:17.12								

25 Julian MAJZUB

Lap	1	2	3	4	5	6	7	8	9	10
1	1:45.06	1:22.45	1:22.40	1:23.10	1:21.76	1:20.93	1:21.72	1:21.12	1:21.91	1:22.93
11	1:21.30									

27 Martyn CORFIELD

Lap	1	2	3	4	5	6	7	8	9	10
1	1:18.63	1:15.80	1:15.56	1:21.62	1:15.81	1:16.44	1:17.50	1:18.28	1:17.05	1:16.10
11	1:16.42	1:16.28								

34 Julian GRIMWADE

Lap	1	2	3	4	5	6	7	8	9	10
1	1:23.76	1:15.15	1:13.24	1:13.96	1:14.67	1:15.38	1:16.45	1:16.51	1:17.89	1:17.55
11	1:18.35	1:17.43								

36 Justin MAEERS

Lap	1	2	3	4	5	6	7	8	9	10
1	1:20.00	1:19.71	1:20.27	1:19.79	1:21.17	1:20.28	1:22.06	1:21.37	1:21.08	1:21.70
11	1:22.40	1:20.96								

37 Martin STRETTON

Lap	1	2	3	4	5	6	7	8	9	10
1	1:22.63	1:17.82	1:17.63	1:17.14	1:18.27	1:18.52	1:18.97	1:18.85	1:17.92	1:17.79
11	1:18.11	1:19.32								

41 Brian WHITE

Lap	1	2	3	4	5	6	7	8	9	10
1	1:20.79	1:17.49	1:15.59	1:16.05	1:17.77	1:17.37	1:16.26	1:17.68	1:18.56	1:19.83
11	1:18.68	1:18.65								

48 Andrew SMITH

Lap	1	2	3	4	5	6	7	8	9	10
1	1:30.20	1:21.23	1:21.51	1:21.84	1:47.68					

49	John URE									
Lap	1	2	3	4	5	6	7	8	9	10
1	1:20.55	1:15.52	1:15.88	1:16.00	1:16.71	1:17.80	1:17.18	1:18.49	1:17.41	1:16.62
11	1:16.81	1:15.46								
50	Martin HUNT									
Lap	1	2	3	4	5	6	7	8	9	10
1	1:19.55	1:14.99	1:15.82	1:16.92	1:16.09	1:16.77	1:16.64	1:18.86	1:17.58	1:16.78
11	1:17.94	1:16.19								
64	Theodore HUNT									
Lap	1	2	3	4	5	6	7	8	9	10
1	1:24.75	1:17.36	1:17.37	1:17.53	1:17.21	1:18.04	1:29.12	1:17.85	1:18.83	1:18.99
11	1:18.57	1:19.98								
72	Charles GILLETT									
Lap	1	2	3	4	5	6	7	8	9	10
1	1:35.63	1:21.61	1:23.06	1:22.67	1:23.99	1:43.23				
74	Philip CHAMPION									
Lap	1	2	3	4	5	6	7	8	9	10
1	1:23.15	1:19.54	1:18.74	1:19.22	1:18.78	1:18.79	1:20.46	1:19.85	1:19.33	1:20.55
11	1:19.29	1:19.14								
75	Edward WILLIAMS									
Lap	1	2	3	4	5	6	7	8	9	10
1	1:26.94	1:19.50	1:18.28	1:18.67	1:19.56	1:18.46	1:20.32	1:19.30	1:19.45	1:19.40
11	1:19.78	1:18.90								
80	Ralf EMMERLING									
Lap	1	2	3	4	5	6	7	8	9	10
1	1:26.31	1:19.16	1:18.23	1:17.77	1:18.60	1:18.77	1:19.18	1:19.32	1:20.14	1:19.12
11	1:18.87	1:18.48								
84	Mark WALKER									
Lap	1	2	3	4	5	6	7	8	9	10
1	1:38.07	1:26.70	1:27.18	1:26.71	1:27.09	1:26.72	1:26.24	1:26.85	1:26.26	1:26.93
11	1:26.40									
87	Jeremy BREWSTER									
Lap	1	2	3	4	5	6	7	8	9	10
1	1:36.89	1:23.76	1:22.92	1:21.79	1:22.33	1:22.20	1:23.54	1:24.42	1:24.00	1:23.08
11	1:22.06									
107	David WYLIE									
Lap	1	2	3	4	5	6	7	8	9	10
1	1:33.14	1:23.76	1:23.23	1:24.21	1:23.26	1:24.32	1:23.94	1:24.18	1:23.67	1:25.18
11	1:26.39									
110	Simon BLAKENEY-EDWARDS									
Lap	1	2	3	4	5	6	7	8	9	10
1	1:32.22	1:23.35	1:24.61	1:24.84	1:25.62	1:25.33	1:25.53	1:24.19	1:24.93	1:24.67
11	1:26.68									

111	Paul BAKER									
Lap	1	2	3	4	5	6	7	8	9	10
1	1:32.67	1:23.35	1:25.10	1:24.86	1:25.92	1:24.88	1:25.53	1:24.11	1:24.61	1:27.54
11	1:27.94									
123	Alastair PUGH									
Lap	1	2	3	4	5	6	7	8	9	10
1	1:40.81	1:32.93	1:35.30	1:32.91	1:32.75	1:35.10	1:33.97	1:31.58	1:32.77	1:32.55
128	Jo BLAKENEY-EDWARDS									
Lap	1	2	3	4	5	6	7	8	9	10
1	1:30.88	1:23.17	1:23.07	1:24.05	1:24.23	1:23.62				
130	Alistair PUGH									
Lap	1	2	3	4	5	6	7	8	9	10
1	1:39.79	1:33.42	1:35.16	1:34.19	1:33.39	1:32.80	1:36.43	1:30.64	1:32.63	1:32.95
134	David PRYKE									
Lap	1	2	3	4	5	6	7	8	9	10
1	1:28.94	1:21.90	1:21.18	1:21.55	1:21.96	1:21.06	1:21.54	1:22.57	1:20.47	1:21.38
11	1:20.24	1:20.79								
137	Steven PRYKE									
Lap	1	2	3	4	5	6	7	8	9	10
1	1:59.00	1:36.24	1:37.12	1:35.17						
149	Jon GILES									
Lap	1	2	3	4	5	6	7	8	9	10
1	1:42.56	1:32.18	1:33.94	1:34.43	1:33.72	1:34.29	1:34.43	1:31.32	1:32.90	1:46.35
157	Andy NEWBOUND									
Lap	1	2	3	4	5	6	7	8	9	10
1	1:42.74	1:32.01	1:31.53	1:29.76	1:31.21	1:30.30	1:31.42	1:30.09	1:30.84	1:30.18
11	1:48.24									
159	David JOHNSON									
Lap	1	2	3	4	5	6	7	8	9	10
1	1:46.35	1:34.25	1:43.14							
209	Geraint LEWIS									
Lap	1	2	3	4	5	6	7	8	9	10
1	1:22.50	1:22.50	1:20.90	1:20.00	1:19.29	1:20.55	1:21.85	1:21.63	1:19.62	1:19.65
11	1:19.65	1:19.68								
212	Patrick BLAKENEY-EDWARDS									
Lap	1	2	3	4	5	6	7	8	9	10
1	1:21.51	1:16.97	1:16.78	1:16.93	1:16.55	1:17.08	1:16.88	1:17.31	1:18.38	1:16.83
11	1:17.67	1:17.22								
226	Andrew HALL									
Lap	1	2	3	4	5	6	7	8	9	10
1	1:30.54	1:19.14	1:18.58	1:20.86	1:19.82	1:20.00	1:30.11	1:23.82	1:20.00	1:20.79
11	1:20.10	1:20.17								

Lap Chart

FREDDIE GILES MEMORIAL RACE FOR FRAZER NASHES - RACE 8

Lap 1		Lap 2		Lap 3		Lap 4		Lap 5		Lap 6		Lap 7		Lap 8		Lap 9		Lap 10	
No	Time	No	Time	No	Time	No	Time	No	Time	No	Time	No	Time	No	Time	No	Time	No	Time
27	1:18.63	27	2:34.43	27	3:49.99	34	5:06.11	34	6:20.78	34	7:36.16	34	8:52.61	34	10:09.12	34	11:27.01	34	12:44.56
50	1:19.55	50	2:34.54	50	3:50.36	50	5:07.28	123	6:21.95 *1	50	7:40.14	50	8:56.78	50	10:15.64	50	11:33.22	50	12:50.00
36	1:20.00	49	2:36.07	49	3:51.95	49	5:07.95	130	6:22.56 *1	49	7:42.46	49	8:59.64	49	10:18.13	49	11:35.54	110	12:50.62 *1
49	1:20.55	41	2:38.28	34	3:52.15	41	5:09.92	149	6:23.11 *1	27	7:43.86	41	9:01.32	84	10:18.71 *1	27	11:36.69	111	12:51.03 *1
41	1:20.79	212	2:38.48	41	3:53.87	27	5:11.61	50	6:23.37	41	7:45.06	27	9:01.36	41	10:19.00	41	11:37.56	49	12:52.16
11	1:21.45	34	2:38.91	212	3:55.26	212	5:12.19	49	6:24.66	212	7:45.82	212	9:02.70	27	10:19.64	212	11:38.39	27	12:52.79
212	1:21.51	11	2:39.65	11	3:56.62	137	5:12.36 *1	27	6:27.42	157	7:47.25 *1	21	9:05.56	212	10:20.01	21	11:38.73	212	12:55.22
209	1:22.50	36	2:39.71	37	3:58.08	11	5:14.18	41	6:27.69	21	7:48.85	11	9:09.12	21	10:21.81	84	11:45.56 *1	21	12:55.43
37	1:22.63	37	2:40.45	21	3:58.43	37	5:15.22	212	6:28.74	11	7:50.51	37	9:10.98	11	10:27.88	11	11:46.42	41	12:57.39
21	1:23.14	21	2:40.55	64	3:59.48	21	5:15.56	11	6:31.74	37	7:52.01	157	9:17.55 *1	37	10:29.83	37	11:47.75	11	13:04.56
74	1:23.15	64	2:42.11	36	3:59.98	64	5:17.01	21	6:32.24	64	7:52.26	80	9:18.02	80	10:37.34	80	11:57.48	37	13:05.54
34	1:23.76	74	2:42.69	74	4:01.43	36	5:19.77	37	6:33.49	123	7:54.70 *1	74	9:18.68	74	10:38.53	74	11:57.86	84	13:11.82 *1
64	1:24.75	209	2:45.00	80	4:03.70	74	5:20.65	64	6:34.22	130	7:55.95 *1	64	9:21.38	64	10:39.23	64	11:58.06	80	13:16.60
80	1:26.31	80	2:45.47	75	4:04.72	80	5:21.47	74	6:39.43	149	7:56.83 *1	75	9:21.73	75	10:41.03	75	12:00.48	64	13:17.05
75	1:26.94	75	2:46.44	209	4:05.90	75	5:23.39	80	6:40.07	74	7:58.22	36	9:23.28	36	10:44.65	36	12:05.73	74	13:18.41
14	1:28.07	14	2:49.40	226	4:08.26	209	5:25.90	36	6:40.94	80	7:58.84	209	9:27.59	157	10:48.97 *1	209	12:08.84	75	13:19.88
134	1:28.94	226	2:49.68	14	4:10.82	226	5:29.12	75	6:42.95	36	8:01.22	130	9:28.75 *1	209	10:49.22	157	12:19.06 *1	36	13:27.43
48	1:30.20	134	2:50.84	134	4:12.02	14	5:32.99	209	6:45.19	75	8:01.41	123	9:29.80 *1	134	11:00.70	134	12:21.17	209	13:28.49
226	1:30.54	48	2:51.43	48	4:12.94	134	5:33.57	137	6:47.53 *1	209	8:05.74	149	9:31.12 *1	226	11:02.87	226	12:22.87	134	13:42.55
128	1:30.88	128	2:54.05	128	4:17.12	48	5:34.78	226	6:48.94	226	8:08.94	134	9:38.13	123	11:03.77 *1	14	12:27.23	226	13:43.66
110	1:32.22	110	2:55.57	107	4:20.13	128	5:41.17	134	6:55.53	134	8:16.59	226	9:39.05	14	11:04.22	123	12:35.35 *1	157	13:49.90 *1
111	1:32.67	111	2:56.02	110	4:20.18	72	5:42.97	14	6:55.53	14	8:18.40	14	9:41.36	130	11:05.18 *1	130	12:35.82 *1	14	13:50.37
107	1:33.14	107	2:56.90	72	4:20.30	107	5:44.34	128	7:05.40	128	8:29.02	87	9:53.43	149	11:05.55 *1	149	12:36.87 *1		
72	1:35.63	72	2:57.24	111	4:21.12	110	5:45.02	72	7:06.96	87	8:29.89	107	9:55.86	87	11:17.85	25	12:40.45		
87	1:36.89	87	3:00.65	87	4:23.57	87	5:45.36	107	7:07.60	107	8:31.92	25	9:57.42	25	11:18.54	87	12:41.85		
84	1:38.07	84	3:04.77	25	4:29.91	111	5:45.98	87	7:07.69	25	8:35.70	110	10:01.50	107	11:20.04	107	12:43.71		
130	1:39.79	25	3:07.51	84	4:31.95	25	5:53.01	110	7:10.64	110	8:35.97	111	10:02.31	110	11:25.69				
123	1:40.81	130	3:13.21	157	4:46.28	84	5:58.66	111	7:11.90	111	8:36.78			111	11:26.42				
149	1:42.56	123	3:13.74	130	4:48.37	157	6:16.04	25	7:14.77	72	8:50.19								
157	1:42.74	149	3:14.74	149	4:48.68			48	7:22.46	84	8:52.47								
25	1:45.06	157	3:14.75	123	4:49.04			84	7:25.75										
159	1:46.35	159	3:20.60	159	5:03.74														
137	1:59.00	137	3:35.24																

Lap Chart

FREDDIE GILES MEMORIAL RACE FOR FRAZER NASHES - RACE 8

Lap 11		Lap 12		Lap 13		Lap 14		Lap 15		Lap 16		Lap 17		Lap 18		Lap 19		Lap 20	
No	Time	No	Time	No	Time	No	Time	No	Time	No	Time	No	Time	No	Time	No	Time	No	Time
34	14:02.91	34	15:20.34																
25	14:03.38 *1	50	15:24.13																
87	14:04.93 *1	49	15:24.43																
50	14:07.94	25	15:24.68 *1																
123	14:08.12 *2	27	15:25.49																
130	14:08.45 *2	87	15:26.99 *1																
107	14:08.89 *1	21	15:28.36																
49	14:08.97	212	15:30.11																
27	14:09.21	41	15:34.72																
149	14:09.77 *2	107	15:35.28 *1																
21	14:11.24	123	15:40.67 *2																
212	14:12.89	130	15:41.40 *2																
110	14:15.29 *1	110	15:41.97 *1																
41	14:16.07	37	15:42.97																
111	14:18.57 *1	111	15:46.51 *1																
37	14:23.65	11	15:52.83																
11	14:24.26	80	15:53.95																
80	14:35.47	64	15:55.60																
64	14:35.62	149	15:56.12 *2																
74	14:37.70	74	15:56.84																
84	14:38.75 *1	75	15:58.56																
75	14:39.66	84	16:05.15 *1																
209	14:48.14	209	16:07.82																
36	14:49.83	36	16:10.79																
134	15:02.79	134	16:23.58																
226	15:03.76	226	16:23.93																
14	15:13.86	14	16:36.79																
157	15:20.08 *1	157	17:08.32 *1																



ALL-COMERS HANDICAP RACE FOR PRE-WAR CARS (VSCC SET 6)

RESULT - RACE 9

Pl	No	Cl	Name	Car	Year	Laps	Time	Behind	MPH	Best Lap on	MPH
1	144		James WHITMORE	Riley 12/4 Special	1936	5	7:45.70		66.94	1:26.35	2 68.33
2	89		Jack BOND	Vauxhall A/D Type	1914/18	5	7:46.12	0.42	53.50	1:47.22	4 55.03
3	131		Mark ELDER	Austin Sports Special	1931	5	7:48.65	2.95	66.50	1:26.65	5 68.09
4	158		Douglas MARTIN	Hillegass Sprint Car	1937	5	7:55.27	9.57	67.78	1:24.35	2 69.95
5	120		William ELBOURN	Riley 12/4 Special	1933	5	7:55.28	9.58	67.78	1:23.87	2 70.35
6	164		Steve ALLEN	Bentley 4 1/4 Litre Spl	1936	5	7:55.33	9.63	62.07	1:32.31	5 63.92
7	122		Jeffrey EDWARDS	Alvis Sports Special	1934/35	5	7:56.84	11.14	66.77	1:26.44	2 68.26
8	221		Alan MIDDLETON	Aston Martin Speed 'Red	1936	5	7:58.53	12.83	68.84	1:23.00	5 71.09
9	168		Roger TUSHINGHAM	MG N Type Special	1934	5	7:59.46	13.76	64.92	1:29.82	2 65.69
10	97		Stephen RIDDINGTON	Riley TT Sprite Replica	1939	5	8:00.65	14.95	68.51	1:23.36	4 70.78
11	40		Simon KING	Morgan 4/4 Le Mans	1938	5	8:01.40	15.70	62.58	1:32.45	4 63.82
12	136		Heinz STAMM	Aston Martin Speed Model	1937	5	8:01.86	16.16	66.02	1:26.07	2 68.55
13	54		Sue DARBYSHIRE	Morgan Super Aero	1929	5	8:02.11	16.41	71.59	1:18.03	3 75.62
14	174		Andrew CROYSBILL	Riley 12/4	1936	5	8:03.27	17.57	61.05	1:32.59	5 63.73
15	143		Geoff TOMS	Fiat 508S	1935	5	8:26.70	41.00	61.25	1:34.23	2 62.62
16	710		Michael BARBER	MG PB	1935	4	7:58.50	1 Lap	53.22	1:48.63	4 54.32

Fastest Lap

54	Sue DARBYSHIRE	Morgan Super Aero	1929		1:18.03	3 75.62
----	----------------	-------------------	------	--	---------	---------

Start Time : 16:51

Silverstone

21 Apr 18 17:03


Clerk of Course:

Time Issued:


Chief Timekeeper:

THESE RESULTS ARE PROVISIONAL UNTIL THE CONCLUSION OF ANY JUDICIAL AND TECHNICAL MATTERS

Timing by HS Sports Ltd - Results and Lap Times at www.theresultslive.co.uk/vintage-sports-car-club



RACE GRID




ALL-COMERS HANDICAP RACE FOR PRE-WAR CARS (VSCC SET 6)

RACE 9

ROW 16		
ROW 15		
ROW 14	54 +70 Secs Sue DARBYSHIRE	8 +70 Secs Ruediger FRIEDRICHS
ROW 13	198 +55 Secs David SEBER	77 +55 Secs Simon STOKES
ROW 12	221 +50 Secs Alan MIDDLETON	97 +50 Secs Stephen RIDDINGTON
ROW 11		158 +40 Secs Douglas MARTIN
ROW 10	120 +40 Secs William ELBOURN	111 +40 Secs Paul BAKER
ROW 9		710 +35 Secs Michael BARBER
ROW 8	136 +35 Secs Heinz STAMM	122 +35 Secs Jeffrey EDWARDS
ROW 7		118 +35 Secs Nick HAYWARD-COOK
ROW 6		89 +25 Secs [1 CR] Jack BOND
ROW 5		131 +25 Secs Mark ELDER
ROW 4	144 +25 Secs James WHITMORE	143 +25 Secs Geoff TOMS
ROW 3		40 +10 Secs Simon KING
ROW 2		164 - Steve ALLEN
ROW 1	174 - Andrew CROYSBILL	167 - David ASPLIN

Grid Used: Yellow Markings

POLE



ALL-COMERS HANDICAP RACE FOR PRE-WAR CARS (VSCC SET 6)

LAP TIMES - RACE 9

40	Simon KING										
	Lap	1	2	3	4	5	6	7	8	9	10
	1	1:50.03	1:32.80	1:32.62	1:32.45	1:33.50					
54	Sue DARBYSHIRE										
	Lap	1	2	3	4	5	6	7	8	9	10
	1	2:37.64	1:18.29	1:18.03	1:23.70	1:24.45					
89	Jack BOND										
	Lap	1	2	3	4	5	6	7	8	9	10
	1		2:22.88	1:48.26	1:47.76	1:47.22					
97	Stephen RIDDINGTON										
	Lap	1	2	3	4	5	6	7	8	9	10
	1	2:22.43	1:25.29	1:25.49	1:23.36	1:24.08					
120	William ELBOURN										
	Lap	1	2	3	4	5	6	7	8	9	10
	1	2:11.34	1:23.87	1:25.77	1:27.63	1:26.67					
122	Jeffrey EDWARDS										
	Lap	1	2	3	4	5	6	7	8	9	10
	1	2:06.15	1:26.44	1:27.29	1:28.68	1:28.28					
131	Mark ELDER										
	Lap	1	2	3	4	5	6	7	8	9	10
	1	1:58.95	1:28.84	1:27.33	1:26.88	1:26.65					
136	Heinz STAMM										
	Lap	1	2	3	4	5	6	7	8	9	10
	1	2:16.12	1:26.07	1:27.24	1:26.14	1:26.29					
143	Geoff TOMS										
	Lap	1	2	3	4	5	6	7	8	9	10
	1	2:01.61	1:34.23	1:36.72	1:36.68	1:37.46					
144	James WHITMORE										
	Lap	1	2	3	4	5	6	7	8	9	10
	1	1:54.05	1:26.35	1:29.12	1:27.75	1:28.43					
158	Douglas MARTIN										
	Lap	1	2	3	4	5	6	7	8	9	10
	1	2:12.14	1:24.35	1:24.88	1:26.76	1:27.14					
164	Steve ALLEN										
	Lap	1	2	3	4	5	6	7	8	9	10
	1	1:39.67	1:33.44	1:36.15	1:33.76	1:32.31					
168	Roger TUSHINGHAM										
	Lap	1	2	3	4	5	6	7	8	9	10
	1	1:58.23	1:29.82	1:30.04	1:30.19	1:31.18					

174 Andrew CROYSDILL

Lap	1	2	3	4	5	6	7	8	9	10
1	1:40.28	1:34.00	1:42.73	1:33.67	1:32.59					

221 Alan MIDDLETON

Lap	1	2	3	4	5	6	7	8	9	10
1	2:22.94	1:26.08	1:23.25	1:23.26	1:23.00					

710 Michael BARBER

Lap	1	2	3	4	5	6	7	8	9	10
1	2:30.46	1:50.17	1:49.24	1:48.63						

Lap Chart

ALL-COMERS HANDICAP RACE FOR PRE-WAR CARS (VSCC SET 6) - RACE 9

Lap 1		Lap 2		Lap 3		Lap 4		Lap 5		Lap 6		Lap 7		Lap 8		Lap 9		Lap 10	
No	Time	No	Time	No	Time	No	Time	No	Time	No	Time	No	Time	No	Time	No	Time	No	Time
164	1:39.67	89	2:22.88	89	4:11.14	89	5:58.90	144	7:45.70										
174	1:40.28	221	2:22.94 *1	710	4:20.63 *1	710	6:09.87 *1	89	7:46.12										
40	1:50.03	710	2:30.46 *1	164	4:49.26	144	6:17.27	131	7:48.65										
144	1:54.05	54	2:37.64 *1	144	4:49.52	131	6:22.00	158	7:55.27										
168	1:58.23	164	3:13.11	131	4:55.12	164	6:23.02	120	7:55.28										
131	1:58.95	174	3:14.28	40	4:55.45	40	6:27.90	164	7:55.33										
143	2:01.61	144	3:20.40	174	4:57.01	158	6:28.13	122	7:56.84										
122	2:06.15	40	3:22.83	168	4:58.09	168	6:28.28	710	7:58.50 *1										
120	2:11.34	131	3:27.79	122	4:59.88	122	6:28.56	221	7:58.53										
158	2:12.14	168	3:28.05	120	5:00.98	120	6:28.61	168	7:59.46										
136	2:16.12	122	3:32.59	158	5:01.37	174	6:30.68	97	8:00.65										
97	2:22.43	120	3:35.21	136	5:09.43	221	6:35.53	40	8:01.40										
		143	3:35.84	221	5:12.27	136	6:35.57	136	8:01.86										
		158	3:36.49	143	5:12.56	97	6:36.57	54	8:02.11										
		136	3:42.19	97	5:13.21	54	6:37.66	174	8:03.27										
		97	3:47.72	54	5:13.96	143	6:49.24	143	8:26.70										
		221	3:49.02																
		54	3:55.93																



AR MOTORSPORT MORGAN CHALLENGE (Race 2)

RESULT - RACE 10

PI	No	Cl	Name	Car	Laps	Time	Behind	MPH	Best Lap on	MPH
1	10	A	Philip GODDARD	Morgan Plus 8	19	20:57.56		89.15	1:05.56	11 90.00
2	81	A	Roger WHITESIDE	Morgan Plus 8	19	21:10.89	13.33	88.21	1:06.04	7 89.35
3	66	G	Andrew THOMPSON	Morgan ARV6	19	21:15.29	17.73	87.91	1:06.19	15 89.14
4	67	G	Dominic HOUSE	Morgan 3.0L Roadster	19	21:29.21	31.65	86.96	1:07.00	6 88.07
5	61	G	Simon BAINES	Morgan 3.7L Roadster	19	21:32.22	34.66	86.76	1:06.68	17 88.49
6	46	J	Phill THOMAS	Morgan Plus 4 BabyDoll	18	21:01.27	1 Lap	84.21	1:08.79	16 85.77
7	45	R	Tim PARSONS	Morgan 4/4 SuperSport	18	21:01.82	1 Lap	84.17	1:08.97	16 85.55
8	15	J	John MILBANK	Morgan Plus 4	18	21:03.81	1 Lap	84.04	1:08.82	10 85.74
9	5	H	Peter GARLAND	Morgan Plus 8	18	21:14.86	1 Lap	83.31	1:09.69	18 84.67
10	90	R	Tony RIVERS	Morgan Roadster	18	21:17.14	1 Lap	83.16	1:09.83	7 84.50
11	54	C	Philip ST CLAIR TISDALL	Morgan Plus 8	18	21:23.02	1 Lap	82.78	1:09.18	17 85.29
12	171	R	Alex LAIDLAW	Morgan Roadster	18	21:26.88	1 Lap	82.53	1:10.19	4 84.06
13	42	R	Peter COLE	Morgan Roadster	18	21:31.75	1 Lap	82.22	1:10.20	13 84.05
14	26	J	Greg PARNELL	Morgan Aero 8 GTN	18	21:31.99	1 Lap	82.20	1:09.52	2 84.87
15	16	D	Brett SYNDERCOMBE	Morgan 4/4	18	21:34.93	1 Lap	82.02	1:10.27	4 83.97
16	69	S	Tony HIRST	Morgan Plus 4 Club Sport	18	21:45.66	1 Lap	81.34	1:11.53	16 82.49
17	21	S	Craig HAMILTON SMITH	Morgan Plus 4 Club Sport	18	22:03.06	1 Lap	80.27	1:10.98	15 83.13
18	51	D	Paul BRYAN	Morgan 4/4	17	20:58.58	2 Laps	79.70	1:11.97	5 81.98
19	35	C	Chris SPRINGALL	Morgan Plus 8	17	21:00.16	2 Laps	79.60	1:12.34	12 81.56
20	78	C	Steve LOCKETT	Morgan Plus 8	17	21:00.68	2 Laps	79.57	1:12.31	12 81.60
21	22	D	James SUMNER	Morgan 4/4	17	21:01.92	2 Laps	79.49	1:12.07	12 81.87
22	93	E	David WENMAN	Morgan Plus 4	17	21:14.73	2 Laps	78.69	1:13.40	16 80.39
23	47	J	Peter RAFTER	Morgan Plus 8	17	21:24.27	2 Laps	78.10	1:12.55	16 81.33
24	28	H	Sharlie GODDARD	Morgan Plus 8	17	21:28.70	2 Laps	77.84	1:13.48	4 80.30
25	34	J	Peter SARGEANT	Morgan Plus 8	17	21:53.90	2 Laps	76.34	1:14.08	4 79.65
26	75	G	Simon ROTHON	Morgan 3.0L Roadster	16	21:15.64	3 Laps	74.01	1:16.56	14 77.07
27	11	E	Richard THORNE	Morgan Plus 4 Babydoll	16	21:18.09	3 Laps	73.87	1:17.06	9 76.57
28	70	E	Alan HOUSE	Morgan 4/4	16	21:38.45	3 Laps	72.71	1:17.99	11 75.66
29	31	E	John BEVAN	Morgan 4/4 Sport Comp	15	22:02.47	4 Laps	66.92	1:24.33	15 69.97

Start Time : 17:08

Silverstone

21 Apr 18 17:31

Clerk of Course:

Time Issued:

Chief Timekeeper:

THESE RESULTS ARE PROVISIONAL UNTIL THE CONCLUSION OF ANY JUDICIAL AND TECHNICAL MATTERS

Timing by HS Sports Ltd - Results and Lap Times at www.theresultslive.co.uk/vintage-sports-car-club

PI	No	Cl	Name	Car	Laps	Time	Behind	MPH	Best Lap on	MPH		
<u>Not-Classified</u>												
85	J		Andy GREEN	Morgan Plus 8	1985	8	10:34.12	DNF	74.44	1:08.57	7	86.05
98	A		Jerry KNIGHT	Morgan Plus 8	1980	5	5:39.54	DNF	86.89	1:06.62	5	88.57
<u>Fastest Lap</u>												
10	A		Philip GODDARD	Morgan Plus 8					1:05.56	11	90.00	
54	C		Philip ST CLAIR TISDALL	Morgan Plus 8					1:09.18	17	85.29	
16	D		Brett SYNDERCOMBE	Morgan 4/4					1:10.27	4	83.97	
93	E		David WENMAN	Morgan Plus 4					1:13.40	16	80.39	
66	G		Andrew THOMPSON	Morgan ARV6					1:06.19	15	89.14	
5	H		Peter GARLAND	Morgan Plus 8					1:09.69	18	84.67	
85	J		Andy GREEN	Morgan Plus 8					1:08.57	7	86.05	
45	R		Tim PARSONS	Morgan 4/4 SuperSport					1:08.97	16	85.55	
21	S		Craig HAMILTON SMITH	Morgan Plus 4 Club Sp					1:10.98	15	83.13	

Start Time : 17:08

Silverstone

21 Apr 18 17:31

Clerk of Course:

Time Issued:

Chief Timekeeper:

THESE RESULTS ARE PROVISIONAL UNTIL THE CONCLUSION OF ANY JUDICIAL AND TECHNICAL MATTERS

Timing by HS Sports Ltd - Results and Lap Times at www.theresultslive.co.uk/vintage-sports-car-club

RACE GRID

AR MOTORSPORT MORGAN CHALLENGE (Race 2)

RACE 10

ROW 18		
ROW 17		11 Richard THORNE
ROW 16	75 Simon ROTHON	21 Craig HAMILTON SMITH
ROW 15	31 John BEVAN	70 Alan HOUSE
ROW 14	47 Peter RAFTER	28 Sharlie GODDARD
ROW 13	93 David WENMAN	22 James SUMNER
ROW 12	78 Steve LOCKETT	51 Paul BRYAN
ROW 11	71 Kelvin LAIDLAW	34 Peter SARGEANT
ROW 10	35 Chris SPRINGALL	69 Tony HIRST
ROW 9	42 Peter COLE	16 Brett SYNDERCOMBE
ROW 8	171 Alex LAIDLAW	5 Peter GARLAND
ROW 7	90 Tony RIVERS	26 Greg PARNELL
ROW 6	54 Philip ST CLAIR TISDALL	45 Tim PARSONS
ROW 5	15 John MILBANK	46 Phill THOMAS
ROW 4	61 Simon BAINES	67 Dominic HOUSE
ROW 3	85 Andy GREEN	98 Jerry KNIGHT
ROW 2	66 Andrew THOMPSON	87 Tony LEES
ROW 1	81 Roger WHITESIDE	10 Philip GODDARD

Grid Used: White Markings

POLE

AR MOTORSPORT MORGAN CHALLENGE (Race 2)

LAP TIMES - RACE 10

5 Peter GARLAND

Lap	1	2	3	4	5	6	7	8	9	10
1	1:19.42	1:10.21	1:09.75	1:10.27	1:10.14	1:10.03	1:09.87	1:11.40	1:10.57	1:10.17
11	1:10.30	1:09.95	1:10.36	1:10.30	1:10.41	1:10.75	1:11.27	1:09.69		

10 Philip GODDARD

Lap	1	2	3	4	5	6	7	8	9	10
1	1:08.62	1:05.88	1:05.59	1:06.23	1:06.44	1:06.73	1:06.60	1:06.00	1:06.43	1:06.20
11	1:05.56	1:06.23	1:06.11	1:05.68	1:06.02	1:05.65	1:05.62	1:06.34	1:05.63	

11 Richard THORNE

Lap	1	2	3	4	5	6	7	8	9	10
1	1:30.72	1:20.83	1:20.79	1:21.18	1:19.64	1:19.02	1:20.22	1:18.94	1:17.06	1:19.63
11	1:18.17	1:19.48	1:19.35	1:17.09	1:17.72	1:18.25				

15 John MILBANK

Lap	1	2	3	4	5	6	7	8	9	10
1	1:15.36	1:09.26	1:10.22	1:10.19	1:11.02	1:11.38	1:09.94	1:10.21	1:09.72	1:08.82
11	1:10.10	1:09.20	1:09.61	1:10.53	1:09.09	1:09.26	1:09.43	1:10.47		

16 Brett SYNDERCOMBE

Lap	1	2	3	4	5	6	7	8	9	10
1	1:20.52	1:10.59	1:10.62	1:10.27	1:12.08	1:11.47	1:11.62	1:11.04	1:11.84	1:11.79
11	1:10.72	1:11.70	1:11.30	1:11.33	1:11.97	1:12.39	1:11.08	1:12.60		

21 Craig HAMILTON SMITH

Lap	1	2	3	4	5	6	7	8	9	10
1	1:23.75	1:14.13	1:13.52	1:13.99	1:12.39	1:15.48	1:12.57	1:12.56	1:13.50	1:11.15
11	1:12.03	1:11.38	1:12.38	1:11.40	1:10.98	1:11.11	1:19.06	1:11.68		

22 James SUMNER

Lap	1	2	3	4	5	6	7	8	9	10
1	1:23.03	1:13.70	1:12.74	1:14.32	1:12.72	1:17.11	1:14.22	1:14.08	1:17.61	1:12.89
11	1:12.39	1:12.07	1:12.07	1:13.82	1:12.83	1:13.47	1:12.85			

26 Greg PARNELL

Lap	1	2	3	4	5	6	7	8	9	10
1	1:17.09	1:09.52	1:11.25	1:12.70	1:12.83	1:10.88	1:11.47	1:10.76	1:11.66	1:11.83
11	1:11.57	1:12.11	1:11.11	1:11.44	1:11.68	1:11.45	1:10.60	1:12.04		

28 Sharlie GODDARD

Lap	1	2	3	4	5	6	7	8	9	10
1	1:25.32	1:15.45	1:15.00	1:13.48	1:13.89	1:15.97	1:15.73	1:15.51	1:15.93	1:14.47
11	1:15.26	1:14.41	1:16.44	1:16.97	1:16.58	1:14.56	1:13.73			

31 John BEVAN

Lap	1	2	3	4	5	6	7	8	9	10
1	1:35.17	1:24.96	1:25.27	1:28.14	1:28.31	1:25.94	1:30.68	1:25.03	1:28.48	1:29.39
11	1:32.13	1:29.17	1:30.09	1:25.38	1:24.33					

34	Peter SARGEANT									
Lap	1	2	3	4	5	6	7	8	9	10
1	1:24.28	1:15.51	1:14.37	1:14.08	1:14.49	1:16.01	1:14.77	1:16.55	1:15.96	1:16.38
11	1:17.60	1:17.75	1:19.20	1:19.75	1:18.41	1:18.49	1:20.30			
35	Chris SPRINGALL									
Lap	1	2	3	4	5	6	7	8	9	10
1	1:22.25	1:14.30	1:13.10	1:13.54	1:13.70	1:15.84	1:14.16	1:13.77	1:13.83	1:14.41
11	1:13.66	1:12.34	1:13.02	1:13.73	1:12.51	1:12.78	1:13.22			
42	Peter COLE									
Lap	1	2	3	4	5	6	7	8	9	10
1	1:20.75	1:11.27	1:10.87	1:10.82	1:10.77	1:11.54	1:11.72	1:10.77	1:12.39	1:12.95
11	1:11.14	1:11.26	1:10.20	1:10.58	1:11.65	1:11.51	1:10.31	1:11.25		
45	Tim PARSONS									
Lap	1	2	3	4	5	6	7	8	9	10
1	1:15.92	1:09.67	1:09.77	1:10.23	1:10.53	1:10.51	1:09.88	1:09.48	1:10.21	1:09.27
11	1:10.02	1:09.32	1:09.53	1:09.14	1:09.95	1:08.97	1:09.75	1:09.67		
46	Phill THOMAS									
Lap	1	2	3	4	5	6	7	8	9	10
1	1:14.14	1:09.57	1:10.34	1:10.39	1:10.00	1:10.41	1:10.26	1:09.29	1:10.73	1:09.84
11	1:09.97	1:09.07	1:09.19	1:09.67	1:10.19	1:08.79	1:10.03	1:09.39		
47	Peter RAFTER									
Lap	1	2	3	4	5	6	7	8	9	10
1	1:26.14	1:15.92	1:15.63	1:14.74	1:15.33	1:16.14	1:16.83	1:16.77	1:15.06	1:15.05
11	1:15.38	1:15.16	1:14.41	1:12.92	1:13.68	1:12.55	1:12.56			
51	Paul BRYAN									
Lap	1	2	3	4	5	6	7	8	9	10
1	1:24.72	1:14.70	1:12.67	1:14.26	1:11.97	1:14.24	1:12.82	1:12.87	1:14.47	1:12.11
11	1:12.97	1:13.69	1:14.19	1:14.02	1:12.50	1:12.69	1:13.69			
54	Philip ST CLAIR TISDALL									
Lap	1	2	3	4	5	6	7	8	9	10
1	1:18.91	1:10.98	1:10.18	1:10.75	1:11.34	1:10.88	1:09.92	1:10.37	1:10.72	1:09.81
11	1:12.17	1:11.88	1:12.60	1:12.22	1:10.67	1:10.28	1:09.18	1:10.16		
61	Simon BAINES									
Lap	1	2	3	4	5	6	7	8	9	10
1	1:12.61	1:08.03	1:07.11	1:07.12	1:07.68	1:08.19	1:08.44	1:07.08	1:07.02	1:08.14
11	1:08.29	1:08.46	1:08.22	1:08.75	1:07.27	1:07.40	1:06.68	1:08.36	1:07.37	
66	Andrew THOMPSON									
Lap	1	2	3	4	5	6	7	8	9	10
1	1:10.78	1:06.88	1:06.36	1:07.09	1:06.47	1:06.86	1:06.31	1:06.78	1:07.25	1:07.97
11	1:07.41	1:07.65	1:07.18	1:06.79	1:06.19	1:07.24	1:06.94	1:06.88	1:06.26	
67	Dominic HOUSE									
Lap	1	2	3	4	5	6	7	8	9	10
1	1:12.28	1:07.56	1:07.20	1:07.08	1:07.19	1:07.00	1:07.30	1:07.86	1:08.70	1:07.03
11	1:07.88	1:07.68	1:07.41	1:07.64	1:07.78	1:07.66	1:07.75	1:07.64	1:08.57	

69	Tony HIRST									
Lap	1	2	3	4	5	6	7	8	9	10
1	1:21.02	1:12.76	1:12.34	1:12.27	1:11.80	1:11.84	1:11.66	1:11.80	1:11.66	1:12.23
11	1:12.26	1:12.55	1:12.23	1:11.72	1:11.61	1:11.53	1:12.15	1:12.23		
70	Alan HOUSE									
Lap	1	2	3	4	5	6	7	8	9	10
1	1:32.84	1:19.81	1:20.24	1:21.12	1:19.80	1:18.47	1:19.64	1:18.64	1:25.36	1:20.39
11	1:17.99	1:21.08	1:21.13	1:20.48	1:21.65	1:19.81				
75	Simon ROTHON									
Lap	1	2	3	4	5	6	7	8	9	10
1	1:28.18	1:18.96	1:18.66	1:18.73	1:20.87	1:20.11	1:19.25	1:20.89	1:19.88	1:19.02
11	1:18.51	1:21.28	1:19.99	1:16.56	1:17.07	1:17.68				
78	Steve LOCKETT									
Lap	1	2	3	4	5	6	7	8	9	10
1	1:23.41	1:14.01	1:13.88	1:14.16	1:13.38	1:14.67	1:13.95	1:13.78	1:15.26	1:12.77
11	1:14.45	1:12.31	1:12.55	1:13.51	1:13.76	1:12.45	1:12.38			
81	Roger WHITESIDE									
Lap	1	2	3	4	5	6	7	8	9	10
1	1:11.09	1:07.05	1:06.38	1:06.07	1:06.25	1:06.16	1:06.04	1:06.29	1:07.39	1:07.35
11	1:06.30	1:06.39	1:06.69	1:07.10	1:06.82	1:06.14	1:07.43	1:06.74	1:07.21	
85	Andy GREEN									
Lap	1	2	3	4	5	6	7	8	9	10
1	1:26.05	1:50.92	1:10.67	1:13.72	1:11.04	1:09.35	1:08.57	1:23.80		
90	Tony RIVERS									
Lap	1	2	3	4	5	6	7	8	9	10
1	1:18.25	1:10.47	1:10.32	1:10.79	1:10.96	1:10.92	1:09.83	1:10.20	1:10.30	1:11.11
11	1:09.86	1:10.92	1:10.03	1:10.92	1:10.61	1:11.18	1:10.32	1:10.15		
93	David WENMAN									
Lap	1	2	3	4	5	6	7	8	9	10
1	1:24.78	1:15.74	1:14.38	1:13.84	1:13.85	1:14.78	1:14.18	1:14.23	1:14.16	1:14.28
11	1:13.77	1:13.49	1:14.26	1:15.79	1:15.24	1:13.40	1:14.56			
98	Jerry KNIGHT									
Lap	1	2	3	4	5	6	7	8	9	10
1	1:10.56	1:07.44	1:07.85	1:07.07	1:06.62					
171	Alex LAIDLAW									
Lap	1	2	3	4	5	6	7	8	9	10
1	1:19.65	1:10.34	1:10.76	1:10.19	1:13.03	1:11.55	1:11.12	1:11.14	1:11.65	1:11.43
11	1:10.75	1:11.78	1:10.85	1:10.31	1:10.21	1:10.79	1:10.44	1:10.89		

Lap Chart

AR MOTORSPORT MORGAN CHALLENGE (Race 2) - RACE 10

Lap 1		Lap 2		Lap 3		Lap 4		Lap 5		Lap 6		Lap 7		Lap 8		Lap 9		Lap 10	
No	Time	No	Time	No	Time	No	Time	No	Time	No	Time	No	Time	No	Time	No	Time	No	Time
10	1:08.62	10	2:14.50	10	3:20.09	10	4:26.32	10	5:32.76	10	6:39.49	10	7:46.09	10	8:52.09	10	9:58.52	10	11:04.72
98	1:10.56	66	2:17.66	66	3:24.02	85	4:27.64 *1	11	5:33.52 *1	81	6:43.00	81	7:49.04	34	8:53.51 *1	35	10:00.66 *1	81	11:10.07
66	1:10.78	98	2:18.00	81	3:24.52	81	4:30.59	70	5:34.01 *1	66	6:44.44	66	7:50.75	28	8:54.84 *1	78	10:01.24 *1	21	11:11.89 *1
81	1:11.09	81	2:18.14	98	3:25.85	66	4:31.11	81	5:36.84	75	6:45.40 *1	67	7:55.61	81	8:55.33	22	10:01.92 *1	51	11:12.72 *1
67	1:12.28	67	2:19.84	67	3:27.04	98	4:32.92	66	5:37.58	67	6:48.31	61	7:59.18	66	8:57.53	81	10:02.72	66	11:12.75
61	1:12.61	61	2:20.64	61	3:27.75	67	4:34.12	98	5:39.54	61	6:50.74	85	8:01.75 *1	47	9:00.73 *1	66	10:04.78	35	11:14.49 *1
46	1:14.14	46	2:23.71	46	3:34.05	61	4:34.87	67	5:41.31	85	6:52.40 *1	75	8:05.51 *1	67	9:03.47	93	10:05.78 *1	78	11:16.50 *1
15	1:15.36	15	2:24.62	15	3:34.84	46	4:44.44	85	5:41.36 *1	11	6:53.16 *1	11	8:12.18 *1	61	9:06.26	34	10:10.06 *1	67	11:19.20
45	1:15.92	45	2:25.59	45	3:35.36	15	4:45.03	61	5:42.55	70	6:53.81 *1	70	8:12.28 *1	85	9:10.32 *1	28	10:10.35 *1	22	11:19.53 *1
26	1:17.09	26	2:26.61	26	3:37.86	45	4:45.59	31	5:53.54 *1	46	7:04.85	46	8:15.11	46	9:24.40	67	10:12.17	93	11:19.94 *1
90	1:18.25	90	2:28.72	90	3:39.04	5	4:49.65	46	5:54.44	45	7:06.63	45	8:16.51	75	9:24.76 *1	61	10:13.28	61	11:21.42
54	1:18.91	5	2:29.63	5	3:39.38	90	4:49.83	15	5:56.05	15	7:07.43	15	8:17.37	45	9:25.99	47	10:17.50 *1	34	11:26.02 *1
5	1:19.42	54	2:29.89	54	3:40.07	26	4:50.56	45	5:56.12	5	7:09.82	5	8:19.69	15	9:27.58	31	10:18.47 *2	28	11:26.28 *1
171	1:19.65	171	2:29.99	171	3:40.75	54	4:50.82	5	5:59.79	90	7:11.71	90	8:21.54	5	9:31.09	85	10:34.12 *1	47	11:32.56 *1
16	1:20.52	16	2:31.11	16	3:41.73	171	4:50.94	90	6:00.79	54	7:13.04	54	8:22.96	90	9:31.74	46	10:35.13	31	11:43.50 *2
42	1:20.75	42	2:32.02	42	3:42.89	16	4:52.00	54	6:02.16	26	7:14.27	26	8:25.74	70	9:31.92 *1	45	10:36.20	46	11:44.97
69	1:21.02	69	2:33.78	69	3:46.12	42	4:53.71	26	6:03.39	171	7:15.52	171	8:26.64	11	9:32.40 *1	15	10:37.30	45	11:45.47
35	1:22.25	35	2:36.55	22	3:49.47	69	4:58.39	171	6:03.97	16	7:15.55	16	8:27.17	54	9:33.33	5	10:41.66	15	11:46.12
22	1:23.03	22	2:36.73	35	3:49.65	35	5:03.19	16	6:04.08	42	7:16.02	42	8:27.74	26	9:36.50	90	10:42.04	5	11:51.83
78	1:23.41	78	2:37.42	78	3:51.30	22	5:03.79	42	6:04.48	31	7:21.85 *1	69	8:33.69	171	9:37.78	54	10:44.05	90	11:53.15
21	1:23.75	21	2:37.88	21	3:51.40	21	5:05.39	69	6:10.19	69	7:22.03	51	8:45.38	16	9:38.21	75	10:45.65 *1	54	11:53.86
34	1:24.28	51	2:39.42	51	3:52.09	78	5:05.46	22	6:16.51	51	7:32.56	21	8:45.83	42	9:38.51	26	10:48.16	26	11:59.99
51	1:24.72	34	2:39.79	34	3:54.16	51	5:06.35	35	6:16.89	35	7:32.73	35	8:46.89	69	9:45.49	171	10:49.43	171	12:00.86
93	1:24.78	93	2:40.52	93	3:54.90	34	5:08.24	21	6:17.78	21	7:33.26	78	8:47.46	51	9:58.25	16	10:50.05	16	12:01.84
28	1:25.32	28	2:40.77	28	3:55.77	93	5:08.74	51	6:18.32	78	7:33.51	31	8:47.79 *1	21	9:58.39	70	10:50.56 *1	42	12:03.85
85	1:26.05	47	2:42.06	47	3:57.69	28	5:09.25	78	6:18.84	22	7:33.62	22	8:47.84			42	10:50.90	75	12:05.53 *1
47	1:26.14	75	2:47.14	75	4:05.80	47	5:12.43	93	6:22.59	93	7:37.37	93	8:51.55			11	10:51.34 *1	11	12:08.40 *1
75	1:28.18	11	2:51.55	11	4:12.34	75	5:24.53	34	6:22.73	34	7:38.74					69	10:57.15	69	12:09.38
11	1:30.72	70	2:52.65	70	4:12.89			28	6:23.14	28	7:39.11								
70	1:32.84	31	3:00.13	31	4:25.40			47	6:27.76	47	7:43.90								
31	1:35.17	85	3:16.97																

Lap Chart

AR MOTORSPORT MORGAN CHALLENGE (Race 2) - RACE 10

Lap 11		Lap 12		Lap 13		Lap 14		Lap 15		Lap 16		Lap 17		Lap 18		Lap 19		Lap 20	
No	Time	No	Time	No	Time	No	Time	No	Time	No	Time	No	Time	No	Time	No	Time	No	Time
10	12:10.28	10	13:16.51	10	14:22.62	10	15:28.30	10	16:34.32	10	17:39.97	10	18:45.59	10	19:51.93	10	20:57.56		
70	12:15.92 *2	69	13:21.64 *1	171	14:23.39 *1	54	15:30.51 *1	90	16:34.88 *1	31	17:42.67 *4	93	18:46.77 *2	45	19:52.15 *1	51	20:58.58 *2		
81	12:16.37	81	13:22.76	26	14:23.67 *1	171	15:34.24 *1	34	16:36.95 *2	5	17:43.15 *1	5	18:53.90 *1	15	19:53.34 *1	35	21:00.16 *2		
66	12:20.16	75	13:24.55 *2	16	14:24.26 *1	26	15:34.78 *1	54	16:42.73 *1	28	17:43.83 *2	90	18:56.67 *1	75	19:57.96 *3	78	21:00.68 *2		
21	12:23.04 *1	66	13:27.81	42	14:26.25 *1	16	15:35.56 *1	81	16:43.37	47	17:45.48 *2	81	18:56.94	11	19:59.84 *3	46	21:01.27 *1		
51	12:24.83 *1	11	13:28.03 *2	81	14:29.45	42	15:36.45 *1	171	16:44.55 *1	90	17:45.49 *1	70	18:56.99 *3	93	20:00.17 *2	45	21:01.82 *1		
67	12:27.08	67	13:34.76	69	14:34.19 *1	81	15:36.55	26	16:46.22 *1	81	17:49.51	47	18:59.16 *2	81	20:03.68	22	21:01.92 *2		
35	12:28.90 *1	21	13:35.07 *1	66	14:34.99	66	15:41.78	16	16:46.89 *1	54	17:53.40 *1	28	19:00.41 *2	5	20:05.17 *1	15	21:03.81 *1		
78	12:29.27 *1	70	13:36.31 *2	31	14:41.37 *3	69	15:46.42 *1	42	16:47.03 *1	171	17:54.76 *1	66	19:02.15	90	20:06.99 *1	81	21:10.89		
61	12:29.71	51	13:37.80 *1	67	14:42.17	67	15:49.81	66	16:47.97	66	17:55.21	54	19:03.68 *1	66	20:09.03	93	21:14.73 *2		
22	12:32.42 *1	61	13:38.17	75	14:43.06 *2	61	15:55.14	67	16:57.59	34	17:56.70 *2	171	19:05.55 *1	47	20:11.71 *2	5	21:14.86 *1		
93	12:34.22 *1	35	13:42.56 *1	11	14:46.20 *2	21	15:58.83 *1	69	16:58.14 *1	26	17:57.90 *1	26	19:09.35 *1	54	20:12.86 *1	66	21:15.29		
28	12:40.75 *1	78	13:43.72 *1	61	14:46.39	75	16:04.34 *2	61	17:02.41	42	17:58.68 *1	42	19:10.19 *1	28	20:14.97 *2	75	21:15.64 *3		
34	12:42.40 *1	22	13:44.81 *1	21	14:46.45 *1	11	16:05.68 *2	21	17:10.23 *1	16	17:58.86 *1	16	19:11.25 *1	171	20:15.99 *1	90	21:17.14 *1		
47	12:47.61 *1	93	13:47.99 *1	51	14:51.49 *1	51	16:05.68 *1	51	17:19.70 *1	67	18:05.25	31	19:12.76 *4	70	20:18.64 *3	11	21:18.09 *3		
46	12:54.94	28	13:56.01 *1	70	14:54.30 *2	35	16:07.92 *1	35	17:21.65 *1	69	18:09.75 *1	67	19:13.00	26	20:19.95 *1	54	21:23.02 *1		
45	12:55.49	34	14:00.00 *1	35	14:54.90 *1	78	16:08.58 *1	78	17:22.09 *1	61	18:09.81	34	19:15.11 *2	42	20:20.50 *1	47	21:24.27 *2		
15	12:56.22	47	14:02.99 *1	78	14:56.03 *1	22	16:08.95 *1	22	17:22.77 *1	21	18:21.21 *1	61	19:16.49	67	20:20.64	171	21:26.88 *1		
5	13:02.13	46	14:04.01	22	14:56.88 *1	31	16:13.50 *3	75	17:24.33 *2	51	18:32.20 *1	69	19:21.28 *1	16	20:22.33 *1	28	21:28.70 *2		
90	13:03.01	45	14:04.81	93	15:01.48 *1	70	16:15.38 *2	11	17:25.03 *2	35	18:34.16 *1	21	19:32.32 *1	61	20:24.85	67	21:29.21		
54	13:06.03	15	14:05.42	28	15:10.42 *1	93	16:15.74 *1	93	17:31.53 *1	22	18:35.60 *1	51	19:44.89 *1	69	20:33.43 *1	42	21:31.75 *1		
26	13:11.56	5	14:12.08	46	15:13.20	46	16:22.87	46	17:33.06	78	18:35.85 *1	35	19:46.94 *1	34	20:33.60 *2	26	21:31.99 *1		
171	13:11.61	90	14:13.93	45	15:14.34	45	16:23.48	45	17:33.43	75	18:40.89 *2	78	19:48.30 *1	31	20:38.14 *4	61	21:32.22		
31	13:11.98 *2	54	14:17.91	15	15:15.03	15	16:25.56	15	17:34.65	46	18:41.85	22	19:49.07 *1	21	20:51.38 *1	16	21:34.93 *1		
16	13:12.56			34	15:17.75 *1	28	16:26.86 *1	70	17:36.51 *2	11	18:42.12 *2	46	19:51.88			70	21:38.45 *3		
42	13:14.99			47	15:18.15 *1	47	16:32.56 *1			45	18:42.40					69	21:45.66 *1		
				5	15:22.44	5	16:32.74			15	18:43.91					34	21:53.90 *2		
				90	15:23.96											31	22:02.47 *4		
																21	22:03.06 *1		



The Vintage Sports-Car Club

STANDARD & MODIFIED PRE-WAR SPORTS CARS

PROVISIONAL RESULT - PRACTICE SESSION 8

PI	No	CI	Name	Car	Laps	Time on Lap	Behind	MPH
1	75		Edward WILLIAMS	Frazer Nash Super Sports	10	1:19.66	6	74.07
2	96		Malcolm HILLS	MG KN Special	6	1:22.53	3 02.87	71.49
3	81		Tim KNELLER	Riley TT Sprite	10	1:25.00	8 05.34	69.42
4	103		Mark BRETT	Ballamy-Ford (LMB) V8 Sp	10	1:25.05	8 05.39	69.38
5	14		Chris CHILCOTT	Frazer Nash Fast Tourer	5	1:25.81	4 06.15	68.76
6	94		Richard BRADLEY	Aston Martin Ulster	10	1:26.20	8 06.54	68.45
7	31		Trevor SWETE	Invicta S Type	10	1:28.31	10 08.65	66.81
8	139		Simon EDWARDS	Morgan Aero Supersport	9	1:29.00	7 09.34	66.30
9	138		Ian STANDING	Riley Brooklands	9	1:30.84	7 11.18	64.95
10	104		John GUYATT	Talbot Lago T150C	9	1:32.12	7 12.46	64.05
11	9		David OZANNE	Aston Martin Speed Ulster	9	1:32.24	9 12.58	63.97
12	153		Christopher SCOTT MACKIRDY	Aston Martin Le Mans	9	1:33.37	9 13.71	63.19
13	162		Andrew BAKER	Riley Brooklands	9	1:34.31	8 14.65	62.56
14	132		Barry FOSTER	MG Monthery	8	1:35.64	6 15.98	61.69
15	129		Nicolas ROSSI	Alfa Romeo 6C 1750 GS	7	1:36.09	6 16.43	61.40
16	171		John REEVE	Riley Brooklands	9	1:36.22	9 16.56	61.32
17	165		David LAMB	Riley Brooklands	8	1:39.52	8 19.86	59.29
18	161		David COOKSEY	MG Monthery	9	1:40.93	4 21.27	58.46
19	93		Marian STOCH	Aston Martin 15/98	8	1:42.31	8 22.65	57.67
20	201		Cyril HANCOCK	Fiat New Balilla	6	1:46.00	5 26.34	55.66
21	147		Clive TEMPLE	Riley Brooklands	6	1:49.73	6 30.07	53.77
22	95		Mark HAYWARD	Alvis FD 12/75 Fwd	3	1:57.94	2 38.28	50.03
23	145		Max SOWERBY	Talbot Lago T120	7	1:58.74	6 39.08	49.69

Not-Seen

128	Eddie McGUIRE	Scarab Offenhauser
33	Keith ASHWORTH	Aston Martin Ulster

Start Time : 09:00

Silverstone

22 Apr 18 09:18

Clerk of Course:

Time Issued:

Chief Timekeeper:

THESE RESULTS ARE PROVISIONAL UNTIL THE CONCLUSION OF ANY JUDICIAL AND TECHNICAL MATTERS

Timing by HS Sports Ltd - Results and Lap Times at www.theresultslive.co.uk/vintage-sports-car-club

STANDARD & MODIFIED PRE-WAR SPORTS CARS

LAP TIMES - PRACTICE SESSION 8

9	David OZANNE									
Lap	1	2	3	4	5	6	7	8	9	10
1	1:55.59	1:43.03	1:38.72	1:36.53	1:34.25	1:32.45	1:34.88	1:33.46	1:32.24	
14	Chris CHILCOTT									
Lap	1	2	3	4	5	6	7	8	9	10
1	1:32.48	1:27.89	1:26.93	1:25.81	1:35.35					
31	Trevor SWETE									
Lap	1	2	3	4	5	6	7	8	9	10
1	1:49.77	1:37.06	1:35.73	1:29.89	1:28.99	1:28.78	1:30.81	1:29.20	1:30.05	1:28.31
75	Edward WILLIAMS									
Lap	1	2	3	4	5	6	7	8	9	10
1	1:39.90	1:28.63	1:21.19	1:20.57	1:23.55	1:19.66	1:20.66	1:22.18	1:21.00	1:21.32
81	Tim KNELLER									
Lap	1	2	3	4	5	6	7	8	9	10
1	1:38.45	1:29.98	1:27.78	1:27.78	1:26.63	1:28.88	1:25.99	1:25.00	1:26.81	1:25.72
93	Marian STOCH									
Lap	1	2	3	4	5	6	7	8	9	10
1	1:56.64	1:53.06	1:49.19	1:48.10	1:45.89	1:45.90	1:43.31	1:42.31		
94	Richard BRADLEY									
Lap	1	2	3	4	5	6	7	8	9	10
1	1:32.93	1:28.91	1:28.11	1:27.73	1:27.42	1:27.22	1:28.14	1:26.20	1:26.58	1:26.24
95	Mark HAYWARD									
Lap	1	2	3	4	5	6	7	8	9	10
1	2:03.91	1:57.94	2:04.78							
96	Malcolm HILLS									
Lap	1	2	3	4	5	6	7	8	9	10
1	1:34.16	1:26.22	1:22.53	1:23.81	1:25.74	1:35.16				
103	Mark BRETT									
Lap	1	2	3	4	5	6	7	8	9	10
1	1:50.72	1:36.25	1:34.11	1:28.69	1:27.01	1:26.83	1:27.77	1:25.05	1:27.54	1:29.01
104	John GUYATT									
Lap	1	2	3	4	5	6	7	8	9	10
1	1:47.67	1:38.31	1:35.73	1:35.28	1:35.44	1:33.22	1:32.12	1:33.54	1:32.30	
129	Nicolas ROSSI									
Lap	1	2	3	4	5	6	7	8	9	10
1	1:55.80	1:45.52	1:40.70	1:38.97	1:38.10	1:36.09	1:56.50			
132	Barry FOSTER									
Lap	1	2	3	4	5	6	7	8	9	10
1	1:51.54	1:44.53	1:38.32	1:36.71	1:36.04	1:35.64	1:38.06	1:57.58		

138	Ian STANDING									
Lap	1	2	3	4	5	6	7	8	9	10
1	1:46.55	1:38.74	1:36.70	1:33.99	1:32.91	1:32.52	1:30.84	1:32.97	1:31.49	
139	Simon EDWARDS									
Lap	1	2	3	4	5	6	7	8	9	10
1	1:39.08	1:31.02	1:31.44	1:29.16	1:30.89	1:31.56	1:29.00	1:30.11	1:50.21	
145	Max SOWERBY									
Lap	1	2	3	4	5	6	7	8	9	10
1	2:01.20	2:03.18	2:04.45	2:14.11	3:02.45	1:58.74	1:59.40			
147	Clive TEMPLE									
Lap	1	2	3	4	5	6	7	8	9	10
1	2:15.60	2:15.81	3:46.75	1:58.88	1:52.78	1:49.73				
153	Christopher SCOTT MACKIRDY									
Lap	1	2	3	4	5	6	7	8	9	10
1	1:58.62	1:48.93	1:37.81	1:34.99	1:37.47	1:35.38	1:33.58	1:34.60	1:33.37	
161	David COOKSEY									
Lap	1	2	3	4	5	6	7	8	9	10
1	1:57.45	1:43.79	1:43.99	1:40.93	1:42.91	1:44.11	1:45.33	1:45.65	1:44.53	
162	Andrew BAKER									
Lap	1	2	3	4	5	6	7	8	9	10
1	1:56.31	1:44.12	1:46.20	1:38.41	1:36.31	1:35.26	1:35.96	1:34.31	1:37.75	
165	David LAMB									
Lap	1	2	3	4	5	6	7	8	9	10
1	1:54.57	1:47.02	1:47.61	1:46.48	1:45.22	1:41.89	1:41.64	1:39.52		
171	John REEVE									
Lap	1	2	3	4	5	6	7	8	9	10
1	1:54.53	1:43.95	1:40.95	1:39.00	1:39.15	1:36.54	1:37.47	1:36.50	1:36.22	
201	Cyril HANCOCK									
Lap	1	2	3	4	5	6	7	8	9	10
1	1:52.03	1:46.95	1:50.18	1:46.84	1:46.00	2:00.15				



The Vintage Sports-Car Club

PRE-1961 RACING CARS

PROVISIONAL RESULT - PRACTICE SESSION 9

PI	No	CI	Name	Car	Laps	Time on Lap	Behind	MPH	
1	22		Simon DIFFEY	Connaught B Type	11	1:10.04	11	84.24	
2	38		Tony BEST	Ferrari Dino BR01	13	1:10.28	12	00.24	83.96
3	26		Gareth BURNETT	Alta 2 Litre	11	1:10.49	10	00.45	83.71
4	23		Frederick HARPER	Kurtis Indy-Roadster	7	1:11.10	6	01.06	82.99
5	4		Nicholas TOPLISS	ERA R4A	13	1:11.10	11	01.06	82.99
6	3		Mark GILLIES	ERA R3A	13	1:11.32	10	01.28	82.73
7	220		Michael HIBBERD	Lola MkII	12	1:12.49	12	02.45	81.40
8	1		Duncan RICKETTS	ERA E-Type	10	1:12.73	9	02.69	81.13
9	215		Crispian BESLEY	Cooper T56	12	1:13.24	9	03.20	80.56
10	63		James BAXTER	Riley ERA	12	1:13.30	11	03.26	80.50
11	35		Paul GRANT	Cooper Bristol	13	1:13.37	9	03.33	80.42
12	58		Ian BAXTER	Alta 61 I.S. Single Seat	12	1:13.94	4	03.90	79.80
13	311		Nick TAYLOR	Elva 100	12	1:14.48	8	04.44	79.22
14	2		Tania PILKINGTON	Cooper T43	11	1:14.58	11	04.54	79.12
15	59		David WENMAN	Connaught A4	12	1:14.92	11	04.88	78.76
16	121		Peter MULLEN	Osca FJ	12	1:15.36	9	05.32	78.30
17	47		Ralf EMMERLING	Gemini Mk II	12	1:15.64	9	05.60	78.01
18	10		Robert COBDEN	Riley Falcon Special	7	1:15.78	3	05.74	77.86
19	29		William GRIMSHAW	Moorland Mk1	11	1:16.45	10	06.41	77.18
20	60		Julian WILTON	Cooper Bristol Mk II T23	8	1:17.62	6	07.58	76.02
21	190		Oliver LLEWELLYN	Bentley 3/8 2Str	11	1:17.81	10	07.77	75.83
22	272		Nick GREWAL	Lola MkII FJ	11	1:18.81	9	08.77	74.87
23	224		Colin WARRINGTON	Alta Norris Special	11	1:19.13	10	09.09	74.57
24	52		Craig McWILLIAM	Elva 100	11	1:21.78	10	11.74	72.15
25	196		James RICKETTS	MG KN Special	5	1:23.27	4	13.23	70.86
26	109		Nicholas POWELL	Austin/MG LA Special	8	1:33.23	8	23.19	63.29

Not-Seen

28	Eddie MCGUIRE	Scarab F1
317	Allan BAILLIE	Lola MkII
34	Julian GRIMWADE	Frazer Nash Single Seat
38	Anthony BEST	Ferrari 246 F1
6	Richard WILSON	Talbot Lago T26

No 23 - PLEASE FIT WORKING TRANSPONDER

Start Time : 09:20

Silverstone

22 Apr 18 09:39

Clerk of Course:

Time Issued:

Chief Timekeeper:

THESE RESULTS ARE PROVISIONAL UNTIL THE CONCLUSION OF ANY JUDICIAL AND TECHNICAL MATTERS

Timing by HS Sports Ltd - Results and Lap Times at www.theresultslive.co.uk/vintage-sports-car-club

PRE-1961 RACING CARS

LAP TIMES - PRACTICE SESSION 9

1	Duncan RICKETTS									
Lap	1	2	3	4	5	6	7	8	9	10
1	1:29.68	1:21.45	1:18.36	1:15.48	1:16.40	1:16.74	1:13.83	1:13.56	1:12.73	1:27.64
2	Tania PILKINGTON									
Lap	1	2	3	4	5	6	7	8	9	10
1	1:29.52	1:31.95	1:22.71	1:21.21	1:17.52	1:19.42	1:16.97	1:15.94	1:15.81	1:15.06
11	1:14.58									
3	Mark GILLIES									
Lap	1	2	3	4	5	6	7	8	9	10
1	1:23.50	1:18.21	1:15.03	1:15.50	1:13.60	1:14.20	1:14.18	1:15.02	1:12.06	1:11.32
11	1:11.99	1:11.71	1:48.07							
4	Nicholas TOPLISS									
Lap	1	2	3	4	5	6	7	8	9	10
1	1:19.06	1:14.23	1:14.23	1:15.05	1:14.48	1:13.77	1:12.84	1:12.07	1:13.17	1:12.08
11	1:11.10	1:11.77	1:41.01							
10	Robert COBDEN									
Lap	1	2	3	4	5	6	7	8	9	10
1	1:32.22	1:18.28	1:15.78	1:16.99	1:20.67	1:18.62	1:41.73			
22	Simon DIFFEY									
Lap	1	2	3	4	5	6	7	8	9	10
1	1:19.38	1:15.59	1:14.16	1:16.02	1:13.58	1:11.88	1:11.88	1:11.78	2:21.90	1:10.62
11	1:10.04									
23	Frederick HARPER									
Lap	1	2	3	4	5	6	7	8	9	10
1	1:13.32	1:16.55	1:13.79	1:13.04	1:13.04	1:11.10	1:25.17			
26	Gareth BURNETT									
Lap	1	2	3	4	5	6	7	8	9	10
1	1:21.39	1:16.95	1:13.41	1:13.07	1:13.79	1:13.41	1:16.75	1:12.69	1:10.97	1:10.49
11	1:20.42									
29	William GRIMSHAW									
Lap	1	2	3	4	5	6	7	8	9	10
1	1:38.39	1:29.08	1:26.13	1:23.42	1:20.88	1:20.35	1:19.57	1:18.48	1:16.68	1:16.45
11	1:19.86									
35	Paul GRANT									
Lap	1	2	3	4	5	6	7	8	9	10
1	1:22.27	1:17.12	1:15.08	1:15.07	1:15.26	1:14.52	1:14.26	1:13.43	1:13.37	1:13.81
11	1:13.58	1:14.28	1:47.28							
38	Tony BEST									
Lap	1	2	3	4	5	6	7	8	9	10
1	1:17.65	1:14.02	1:14.30	1:15.95	1:13.17	1:11.31	1:11.65	1:12.76	1:10.95	1:10.57

11 1:10.83 1:10.28 1:37.21

47 Ralf EMMERLING

Lap	1	2	3	4	5	6	7	8	9	10
1	1:35.48	1:26.12	1:20.83	1:18.05	1:16.74	1:17.80	1:15.92	1:15.75	1:15.64	1:16.84
11	1:18.37	1:46.67								

52 Craig McWILLIAM

Lap	1	2	3	4	5	6	7	8	9	10
1	1:40.37	1:35.29	1:28.10	1:26.13	1:24.68	1:23.87	1:22.39	1:23.44	1:23.05	1:21.78
11	1:44.70									

58 Ian BAXTER

Lap	1	2	3	4	5	6	7	8	9	10
1	1:27.86	1:20.96	1:18.03	1:13.94	1:14.40	1:14.68	1:15.09	1:14.57	1:17.38	1:17.06
11	1:17.43	1:21.33								

59 David WENMAN

Lap	1	2	3	4	5	6	7	8	9	10
1	1:30.83	1:20.10	1:30.17	1:18.07	1:16.92	1:17.08	1:15.94	1:16.74	1:14.93	1:16.26
11	1:14.92	1:45.58								

60 Julian WILTON

Lap	1	2	3	4	5	6	7	8	9	10
1	1:27.54	1:22.86	1:22.42	1:19.61	1:19.93	1:17.62	1:18.08	1:42.23		

63 James BAXTER

Lap	1	2	3	4	5	6	7	8	9	10
1	1:29.32	1:17.71	1:15.77	1:15.50	1:13.95	1:14.22	1:13.75	1:13.84	1:13.72	1:15.02
11	1:13.30	1:33.90								

109 Nicholas POWELL

Lap	1	2	3	4	5	6	7	8	9	10
1	2:07.71	1:40.60	1:38.73	1:37.32	1:36.00	1:34.13	1:34.48	1:33.23		

121 Peter MULLEN

Lap	1	2	3	4	5	6	7	8	9	10
1	1:24.61	1:20.72	1:18.88	1:17.85	1:16.84	1:16.40	1:15.76	1:16.14	1:15.36	1:16.29
11	1:15.37	1:42.65								

190 Oliver LLEWELLYN

Lap	1	2	3	4	5	6	7	8	9	10
1	1:36.59	1:26.67	1:22.25	1:20.89	1:21.54	1:19.04	1:20.21	1:19.20	1:19.31	1:17.81
11	1:22.15									

196 James RICKETTS

Lap	1	2	3	4	5	6	7	8	9	10
1	1:31.73	1:31.14	1:26.32	1:23.27	1:31.10					

215 Crispian BESLEY

Lap	1	2	3	4	5	6	7	8	9	10
1	1:20.95	1:18.65	1:15.08	1:14.67	1:16.01	1:13.59	1:15.53	1:14.75	1:13.24	1:14.56
11	1:14.76	1:14.64								

220 Michael HIBBERD

Lap	1	2	3	4	5	6	7	8	9	10
-----	---	---	---	---	---	---	---	---	---	----

1	1:23.56	1:19.79	1:15.57	1:14.52	1:14.13	1:14.19	1:14.01	1:15.04	1:15.54	1:14.43
11	1:12.70	1:12.49								

224 Colin WARRINGTON

Lap	1	2	3	4	5	6	7	8	9	10
1	1:39.45	1:27.89	1:23.36	1:23.82	1:21.59	1:21.64	1:20.16	1:22.46	1:21.32	1:19.13
11	1:19.51									

272 Nick GREWAL

Lap	1	2	3	4	5	6	7	8	9	10
1	1:26.58	1:25.08	1:23.81	1:22.31	1:21.79	1:21.48	1:21.25	1:20.55	1:18.81	1:19.15
11	1:19.12									

311 Nick TAYLOR

Lap	1	2	3	4	5	6	7	8	9	10
1	1:28.49	1:22.44	1:17.92	1:15.51	1:16.54	1:16.14	1:15.12	1:14.48	1:14.65	1:15.00
11	1:15.65	1:42.63								



The Vintage Sports-Car Club

1950s SPORTS RACING CARS

PROVISIONAL RESULT - PRACTICE SESSION 10

PI	No	CI Name	Car	Laps	Time on Lap	Behind	MPH
1	216	Frederic WAKEMAN	Cooper Jaguar Sports Ra	13	1:07.80	7	87.03
2	15	Charlie MARTIN	Lotus 15	13	1:07.85	12 00.05	86.96
3	24	Andrew SMITH	Cooper Monaco Sports	10	1:08.45	10 00.65	86.20
4	66	Justin MAEERS	Cooper Monaco T49	13	1:09.59	10 01.79	84.79
5	7	Tony BIANCHI	Farrellac Allard Sports	10	1:10.15	5 02.35	84.11
6	115	Richard WILSON	Maserati 250S	9	1:10.83	5 03.03	83.30
7	20	Ruediger FRIEDRICHS	Jaguar C Type	13	1:12.17	10 04.37	81.76
8	51	Philip HOOPER	Elva Mk V	12	1:13.95	12 06.15	79.79
9	30	Marshall BAILEY	Cooper 39 Bobtail	12	1:14.14	10 06.34	79.58
10	12	James PATERSON	Lotus XI	9	1:14.43	8 06.63	79.27
11	55	Harindra DE SILVA	Lotus Eleven	9	1:14.84	5 07.04	78.84
12	213	David BRAZELL	Jaguar C-Type	10	1:16.54	2 08.74	77.09
13	65	D. COTTINGHAM / A. KING	AC Ace Bristol	8	1:20.33	8 12.53	73.45
14	225	Stuart DEAN	MG Dick Jacobs Special	7	1:20.94	7 13.14	72.90
15	116	Mark BUTTERWORTH	Allard K3	7	1:27.25	6 19.45	67.63

No 116 - PLEASE FIT WORKING TRANSPONDER

Start Time : 09:40

Silverstone

22 Apr 18 09:58

Clerk of Course:

Time Issued:

Chief Timekeeper:

THESE RESULTS ARE PROVISIONAL UNTIL THE CONCLUSION OF ANY JUDICIAL AND TECHNICAL MATTERS

Timing by HS Sports Ltd - Results and Lap Times at www.theresultslive.co.uk/vintage-sports-car-club

1950s SPORTS RACING CARS

LAP TIMES - PRACTICE SESSION 10

7	Tony BIANCHI										
	Lap	1	2	3	4	5	6	7	8	9	10
	1	1:17.51	1:13.23	1:12.07	1:10.39	1:10.15	1:11.44	1:13.95	1:13.62	1:11.06	1:24.81
12	James PATERSON										
	Lap	1	2	3	4	5	6	7	8	9	10
	1	1:24.17	1:18.62	1:18.23	1:16.55	1:15.54	1:15.73	1:14.82	1:14.43	1:15.11	
15	Charlie MARTIN										
	Lap	1	2	3	4	5	6	7	8	9	10
	1	1:17.37	1:13.91	1:12.92	1:09.38	1:09.52	1:14.05	1:10.36	1:08.77	1:09.21	1:09.23
	11	1:09.14	1:07.85	1:08.01							
20	Ruediger FRIEDRICHS										
	Lap	1	2	3	4	5	6	7	8	9	10
	1	1:18.62	1:14.73	1:15.13	1:14.00	1:13.56	1:13.68	1:12.66	1:12.38	1:12.34	1:12.17
	11	1:13.33	1:12.26	1:12.56							
24	Andrew SMITH										
	Lap	1	2	3	4	5	6	7	8	9	10
	1	1:11.69	1:09.45	1:09.41	1:09.56	1:13.56	1:09.05	1:09.75	1:09.75	1:09.31	1:08.45
30	Marshall BAILEY										
	Lap	1	2	3	4	5	6	7	8	9	10
	1	1:18.79	1:17.45	1:16.21	1:16.41	1:15.14	1:14.61	1:15.38	1:15.05	1:14.73	1:14.14
	11	1:14.15	1:28.25								
51	Philip HOOPER										
	Lap	1	2	3	4	5	6	7	8	9	10
	1	1:20.75	1:17.25	1:16.33	1:15.44	1:15.03	1:14.49	1:14.54	1:14.91	1:15.33	1:14.24
	11	1:15.76	1:13.95								
55	Harindra DE SILVA										
	Lap	1	2	3	4	5	6	7	8	9	10
	1	1:19.67	1:16.79	1:16.23	1:17.01	1:14.84	1:15.44	1:14.96	1:16.52	1:56.11	
65	D. COTTINGHAM / A. KING										
	Lap	1	2	3	4	5	6	7	8	9	10
	1	1:24.86	1:23.60	1:25.42	1:21.76	1:21.33	1:21.60	1:21.83	1:20.33		
66	Justin MAEERS										
	Lap	1	2	3	4	5	6	7	8	9	10
	1	1:20.94	1:17.90	1:15.48	1:11.73	1:11.95	1:11.29	1:10.16	1:11.91	1:10.48	1:09.59
	11	1:09.60	1:09.66	1:09.79							
115	Richard WILSON										
	Lap	1	2	3	4	5	6	7	8	9	10
	1	1:13.76	1:11.15	1:11.25	1:11.04	1:10.83	1:12.39	1:26.14	1:41.68	1:13.37	

116 Mark BUTTERWORTH

Lap	1	2	3	4	5	6	7	8	9	10
1	1:30.48	1:31.88	1:32.57	1:29.07	1:27.83	1:27.25	1:27.59			

213 David BRAZELL

Lap	1	2	3	4	5	6	7	8	9	10
1	1:27.50	1:16.54	1:19.63	1:25.08	1:19.37	1:20.83	1:20.72	1:18.03	1:16.99	1:17.65

216 Frederic WAKEMAN

Lap	1	2	3	4	5	6	7	8	9	10
1	1:12.83	1:09.72	1:09.35	1:08.29	1:09.99	1:11.78	1:07.80	1:08.39	1:12.02	1:15.44
11	1:11.28	1:10.41	1:16.06							

225 Stuart DEAN

Lap	1	2	3	4	5	6	7	8	9	10
1	1:35.41	1:25.39	1:24.96	1:22.94	1:21.43	1:21.11	1:20.94			



The Vintage Sports-Car Club

VINTAGE RACING CARS

PROVISIONAL RESULT - PRACTICE SESSION 11

PI	No	CI	Name	Car	Laps	Time on Lap	Behind	MPH	
1	32		Robin TULUIE	Riley Menasco Pirate	11	1:12.23	4	81.69	
2	90		Tim LLEWELLYN	Bentley 3/8 2Str	9	1:13.84	6	01.61	79.91
3	39		Julian MAJZUB	Bugatti Type 35B	12	1:14.32	11	02.09	79.39
4	56		Patrick BLAKENEY-EDWARDS	Frazer Nash Super Sports	12	1:15.02	8	02.79	78.65
5	53		Tony LEES	AC/GN Cognac	7	1:15.84	6	03.61	77.80
6	62		Dougal CAWLEY	GN/Ford Piglet	9	1:16.18	5	03.95	77.45
7	86		Oliver LLEWELLYN	Bentley 4.5	10	1:18.79	7	06.56	74.89
8	217		James MORLEY	Bentley 3/4 1/2 Litre	11	1:19.73	9	07.50	74.00
9	218		Clive MORLEY	Bentley 3/4 1/2 Litre	8	1:20.61	4	08.38	73.20
10	101		Bruce STOPS	Bugatti T35/44	11	1:21.88	6	09.65	72.06
11	54		Sue DARBYSHIRE	Morgan Super Aero	5	1:22.14	3	09.91	71.83
12	61		Chris HUDSON	Bugatti T35B	4	1:23.53	3	11.30	70.64
13	331		Michael GRANT PETERKIN	Frazer Nash Super Sports	8	1:24.75	4	12.52	69.62
14	108		Ralf EMMERLING	Riley Brooklands	1	1:27.43	1	15.20	67.49
15	184		Guy NORTHAM	Bentley 4 1/2 Litre	9	1:36.64	8	24.41	61.06
16	202		Vivian BUSH	Bentley 3 Litre	9	1:38.21	9	25.98	60.08
17	150		George SCHOLEY	Austin Ulster	7	1:47.01	7	34.78	55.14
18	191		Philip PARKINSON	Austin AD Tourer	1	1:47.47	1	35.24	54.90
Not-Seen									
	128		Jo BLAKENEY-EDWARDS	Frazer Nash Super Sports					
	227		Ewen GETLEY	Bentley4.5					

No 331 - PLEASE FIT CORRECT NUMBERS : No 150 - FIT WORKING TRANSPONDER

Start Time : 09:59

Silverstone

22 Apr 18 10:23

Clerk of Course:

Time Issued:

Chief Timekeeper:

THESE RESULTS ARE PROVISIONAL UNTIL THE CONCLUSION OF ANY JUDICIAL AND TECHNICAL MATTERS

Timing by HS Sports Ltd - Results and Lap Times at www.theresultslive.co.uk/vintage-sports-car-club

VINTAGE RACING CARS

LAP TIMES - PRACTICE SESSION 11

32	Robin TULUIE										
	Lap	1	2	3	4	5	6	7	8	9	10
	1	1:14.47	1:14.31	1:13.16	1:12.23	1:13.09	1:13.23	1:18.86	1:14.06	1:16.26	1:16.21
	11	1:13.53									
39	Julian MAJZUB										
	Lap	1	2	3	4	5	6	7	8	9	10
	1	1:27.22	1:33.91	1:17.32	1:17.29	1:15.82	1:15.53	1:15.39	1:15.23	1:14.97	1:15.52
	11	1:14.32	1:27.69								
53	Tony LEES										
	Lap	1	2	3	4	5	6	7	8	9	10
	1	1:22.36	1:18.52	1:16.75	1:17.93	1:16.33	1:15.84	1:35.32			
54	Sue DARBYSHIRE										
	Lap	1	2	3	4	5	6	7	8	9	10
	1	1:24.86	1:23.36	1:22.14	1:23.75	1:34.94					
56	Patrick BLAKENEY-EDWARDS										
	Lap	1	2	3	4	5	6	7	8	9	10
	1	1:22.75	1:17.85	1:17.01	1:18.55	1:16.14	1:16.41	1:15.86	1:15.02	1:19.04	1:16.43
	11	1:18.26	1:15.57								
61	Chris HUDSON										
	Lap	1	2	3	4	5	6	7	8	9	10
	1	1:26.32	1:24.91	1:23.53	1:35.38						
62	Dougal CAWLEY										
	Lap	1	2	3	4	5	6	7	8	9	10
	1	1:21.33	1:19.81	1:18.29	1:17.09	1:16.18	1:16.69	1:16.54	1:16.88	1:36.27	
86	Oliver LLEWELLYN										
	Lap	1	2	3	4	5	6	7	8	9	10
	1	1:25.71	1:26.91	1:19.88	1:19.08	1:19.01	1:19.39	1:18.79	1:21.26	1:18.82	1:45.47
90	Tim LLEWELLYN										
	Lap	1	2	3	4	5	6	7	8	9	10
	1	1:21.31	1:16.50	1:14.79	1:15.80	1:13.91	1:13.84	1:14.06	1:14.23	1:28.32	
101	Bruce STOPS										
	Lap	1	2	3	4	5	6	7	8	9	10
	1	1:25.81	1:24.23	1:23.28	1:24.22	1:22.73	1:21.88	1:22.99	1:23.68	1:21.99	1:22.32
	11	1:21.93									
108	Ralf EMMERLING										
	Lap	1	2	3	4	5	6	7	8	9	10
	1	1:27.43									
150	George SCHOLEY										
	Lap	1	2	3	4	5	6	7	8	9	10

1 4:27.57 1:51.76 1:48.89 1:48.53 1:48.32 1:47.81 1:47.01

184 Guy NORTHAM

Lap	1	2	3	4	5	6	7	8	9	10
1	1:40.61	1:37.03	1:36.92	1:36.91	1:38.99	1:37.48	1:37.14	1:36.64	1:37.48	

191 Philip PARKINSON

Lap	1	2	3	4	5	6	7	8	9	10
1	1:47.47									

202 Vivian BUSH

Lap	1	2	3	4	5	6	7	8	9	10
1	1:46.71	1:41.87	1:41.49	1:40.90	1:39.15	1:39.76	1:39.28	1:38.63	1:38.21	

217 James MORLEY

Lap	1	2	3	4	5	6	7	8	9	10
1	1:24.62	1:21.26	1:22.73	1:20.79	1:20.53	1:21.23	1:22.37	1:20.29	1:19.73	1:20.69
11	1:19.92									

218 Clive MORLEY

Lap	1	2	3	4	5	6	7	8	9	10
1	1:24.88	1:20.85	1:21.42	1:20.61	1:22.40	1:20.68	1:22.64	1:28.72		

331 Michael GRANT PETERKIN

Lap	1	2	3	4	5	6	7	8	9	10
1	1:41.31	2:16.12	1:25.89	1:24.75	1:24.80	1:24.94	1:25.68	1:33.45		



The Vintage Sports-Car Club

THE TOM COLE TROPHY RACE

PROVISIONAL RESULT - PRACTICE SESSION 12

PI	No	CI Name	Car	Laps	Time on Lap	Behind	MPH
1	115	Richard WILSON	Maserati 250S	12	1:09.67	6	84.69
2	46	M. HUNT / P. BLAKENEY-EDWARDS	HWM HWM	6	1:11.21	4 01.54	82.86
3	125	Richard WOOLMER	HWM Cadillac	10	1:12.81	9 03.14	81.04
4	85	Stephen BOND	Lister Flat Iron	12	1:13.48	10 03.81	80.30
5	27	M. CORFIELD / E. WILLIAMS	Frazer Nash Le Mans Repl	10	1:13.74	10 04.07	80.02
6	17	Brian ARCULUS	Lotus Elite	12	1:15.09	5 05.42	78.58
7	214	Tim PEARCE	A.C. Ace Bristol	12	1:15.30	11 05.63	78.36
8	213	David BRAZELL	Jaguar C-Type	10	1:16.22	9 06.55	77.41
9	65	D. COTTINGHAM / A. KING	AC Ace Bristol	10	1:16.28	9 06.61	77.35
10	124	Jim CAMPBELL	Austin Healey 100/4	12	1:16.65	6 06.98	76.98
11	70	Alan HOUSE	Morgan Plus 4	11	1:20.90	5 11.23	72.93
12	42	Paul CHASE-GARDENER	Aston Martin DB2	10	1:22.33	7 12.66	71.67
13	117	A. HUGHES / M. BUTTERWORTH	Allard K3	11	1:22.62	10 12.95	71.42
14	105	Matthew COLLINGS	Austin Healey 100M Bn2	11	1:23.17	11 13.50	70.94
15	133	Keith HAMPSON	Sunbeam Alpine Le Mans	7	1:25.54	5 15.87	68.98
16	68	Justin BECKETT	AC Ace Bristol	8	1:26.14	8 16.47	68.50
17	67	Mark SHEARS	Morgan Plus Four	10	1:26.35	5 16.68	68.33
Not-Seen							
	127	Craig MCWILLIAM	Kieft Climax 1100				
	222	Robin ELLIS	Lotus Elite S2				
	43	R. TOLLETT / G. TOLLETT	MG A Sebring Coupe				
	57	Peter BOWER	Austin Healey Sprite				

Start Time : 10:25

Silverstone

22 Apr 18 10:45

Clerk of Course:

Time Issued:

Chief Timekeeper:

THESE RESULTS ARE PROVISIONAL UNTIL THE CONCLUSION OF ANY JUDICIAL AND TECHNICAL MATTERS

Timing by HS Sports Ltd - Results and Lap Times at www.theresultslive.co.uk/vintage-sports-car-club

THE TOM COLE TROPHY RACE

LAP TIMES - PRACTICE SESSION 12

17 Brian ARCULUS

Lap	1	2	3	4	5	6	7	8	9	10
1	1:21.75	1:16.86	1:19.52	1:16.26	1:15.09	1:16.46	1:16.38	1:16.31	1:17.28	1:16.58
11	1:15.89	1:17.00								

27 M. CORFIELD / E. WILLIAMS

Lap	1	2	3	4	5	6	7	8	9	10
1	1:18.68	1:16.14	1:16.06	1:15.43	3:41.71	1:14.82	1:14.57	1:14.27	1:14.62	1:13.74

42 Paul CHASE-GARDENER

Lap	1	2	3	4	5	6	7	8	9	10
1	1:33.88	1:27.09	1:27.39	1:25.88	1:24.17	1:23.03	1:22.33	1:23.01	1:24.09	1:25.21

46 M. HUNT / P. BLAKENEY-EDWAR

Lap	1	2	3	4	5	6	7	8	9	10
1	1:17.50	1:12.21	1:11.41	1:11.21	1:11.99	1:22.09				

65 D. COTTINGHAM / A. KING

Lap	1	2	3	4	5	6	7	8	9	10
1	1:22.08	1:17.59	1:17.24	1:17.55	1:30.25	2:57.29	1:18.54	1:16.69	1:16.28	1:16.34

67 Mark SHEARS

Lap	1	2	3	4	5	6	7	8	9	10
1	1:35.13	1:30.63	1:29.02	1:27.97	1:26.35	1:27.42	1:27.44	1:26.80	1:26.59	1:27.46

68 Justin BECKETT

Lap	1	2	3	4	5	6	7	8	9	10
1	1:29.72	1:27.13	1:28.51	1:28.65	1:27.53	1:28.62	1:26.98	1:26.14		

70 Alan HOUSE

Lap	1	2	3	4	5	6	7	8	9	10
1	1:30.20	1:25.63	1:24.45	1:21.75	1:20.90	1:22.31	1:20.97	1:20.96	1:21.62	1:21.15
11	1:20.96									

85 Stephen BOND

Lap	1	2	3	4	5	6	7	8	9	10
1	1:33.71	1:20.83	1:18.27	1:16.95	1:14.91	1:14.36	1:14.10	1:14.50	1:14.88	1:13.48
11	1:15.26	1:14.78								

105 Matthew COLLINGS

Lap	1	2	3	4	5	6	7	8	9	10
1	1:31.19	1:25.39	1:25.21	1:24.88	1:24.27	1:26.94	1:25.03	1:23.97	1:23.34	1:24.02
11	1:23.17									

115 Richard WILSON

Lap	1	2	3	4	5	6	7	8	9	10
1	1:34.53	1:15.71	1:10.86	1:10.66	1:11.86	1:09.67	1:09.78	1:12.19	1:09.89	1:09.75
11	1:10.76	1:11.96								

117 A. HUGHES / M. BUTTERWORTH

Lap	1	2	3	4	5	6	7	8	9	10
1	1:31.07	1:24.65	1:22.71	1:25.03	1:23.43	1:23.85	1:22.96	1:22.86	1:23.12	1:22.62
11	1:23.65									

124 Jim CAMPBELL

Lap	1	2	3	4	5	6	7	8	9	10
1	1:22.77	1:17.24	1:18.11	1:19.93	1:21.32	1:16.65	1:16.89	1:20.40	1:17.33	1:17.12
11	1:19.01	1:38.68								

125 Richard WOOLMER

Lap	1	2	3	4	5	6	7	8	9	10
1	1:14.89	1:14.27	1:13.40	1:14.45	1:13.31	1:16.71	2:27.78	1:13.11	1:12.81	1:13.66

133 Keith HAMPSON

Lap	1	2	3	4	5	6	7	8	9	10
1	1:33.33	1:27.23	1:26.94	1:26.18	1:25.54	1:25.61	1:57.68			

213 David BRAZELL

Lap	1	2	3	4	5	6	7	8	9	10
1	1:19.65	1:18.25	1:19.20	1:18.82	1:16.47	1:17.74	1:17.62	1:16.59	1:16.22	1:17.36

214 Tim PEARCE

Lap	1	2	3	4	5	6	7	8	9	10
1	1:24.91	1:17.74	1:16.25	1:15.75	1:16.79	1:15.51	1:17.02	1:16.37	1:15.53	1:16.95
11	1:15.30	1:15.46								



The Vintage Sports-Car Club

VSCC PRE-WAR CARS

PROVISIONAL RESULT - PRACTICE SESSION 14

PI	No	CI Name	Car	Laps	Time on Lap	Behind	MPH
1	34	Julian GRIMWADE	Frazer Nash Single Seat	11	1:14.51	2	79.19
2	82	Richard ILIFFE	Riley Elf	11	1:19.34	11 04.83	74.37
3	43	R. TOLLETT / G. TOLLETT	MG A Sebring Coupe	9	1:21.67	7 07.16	72.25
4	97	Stephen RIDDINGTON	Riley TT Sprite Replica	10	1:22.80	10 08.29	71.26
5	120	William ELBOURN	Riley 12/4 Special	11	1:23.03	9 08.52	71.06
6	158	Douglas MARTIN	Hillegass Sprint Car	5	1:23.67	3 09.16	70.52
7	135	Alexander HEWITSON	Riley 12/4 Special	7	1:23.99	6 09.48	70.25
8	223	Hamish MONRO	Frazer Nash Super Sports	5	1:25.62	3 11.11	68.91
9	148	David LEWIS	Alvis Silver Eagle	4	1:31.41	3 16.90	64.55
10	156	Anthony FENWICK-WILSON	Railton LS Tourer	4	1:31.64	2 17.13	64.39
11	173	Charles GODDARD	MG PA-PB	9	1:31.67	5 17.16	64.37
12	179	Hugh BIRLEY	Austin 7 Ulster	9	1:33.65	5 19.14	63.00
13	91	George PARKINSON	Austin AD Tourer	9	1:35.90	4 21.39	61.53
14	151	Duncan POTTER	MG Monthery Midget	9	1:37.15	7 22.64	60.73
15	193	Bartek BALICKI	Aston Martin 15/98	9	1:39.10	8 24.59	59.54
16	167	David ASPLIN	Austin 7 Ulster Replica	6	1:39.53	2 25.02	59.28
17	183	Ian FYFE	Alvis 12/70 Special	9	1:39.73	5 25.22	59.16
18	185	Roland WOODTLI	Riley 15/6 Special	8	1:48.56	7 34.05	54.35
19	710	Michael BARBER	MG PB	8	1:49.80	8 35.29	53.74
20	203	Martin NASH	Austin Seven Ulster	8	1:54.80	7 40.29	51.40
Not-Seen							
	136	Heinz STAMM	Aston Martin Speed Model				
	75	Edward WILLIAMS	Frazer Nash Super Sports				
	8	Ruediger FRIEDRICH	Alvis Firefly				

Start Time : 11:14

Silverstone

22 Apr 18 11:32

Clerk of Course:

Time Issued:

Chief Timekeeper:

THESE RESULTS ARE PROVISIONAL UNTIL THE CONCLUSION OF ANY JUDICIAL AND TECHNICAL MATTERS

Timing by HS Sports Ltd - Results and Lap Times at www.theresultslive.co.uk/vintage-sports-car-club

VSCC PRE-WAR CARS

LAP TIMES - PRACTICE SESSION 14

34 Julian GRIMWADE

Lap	1	2	3	4	5	6	7	8	9	10
1	1:23.27	1:14.51	1:15.89	1:17.85	1:18.70	1:20.13	1:16.53	1:18.73	1:17.01	1:16.87
11	1:17.92									

43 R. TOLLETT / G. TOLLETT

Lap	1	2	3	4	5	6	7	8	9	10
1	1:33.23	1:22.91	1:23.12	1:31.64	2:37.90	1:25.41	1:21.67	1:23.02	1:31.09	

82 Richard ILIFFE

Lap	1	2	3	4	5	6	7	8	9	10
1	1:26.34	1:21.68	1:23.28	1:21.52	1:22.11	1:20.82	1:21.24	1:20.22	1:19.72	1:19.94
11	1:19.34									

91 George PARKINSON

Lap	1	2	3	4	5	6	7	8	9	10
1	1:43.18	1:39.86	1:37.86	1:35.90	1:37.38	1:39.81	1:36.71	1:36.95	1:52.74	

97 Stephen RIDDINGTON

Lap	1	2	3	4	5	6	7	8	9	10
1	1:36.34	1:27.95	1:24.92	1:24.55	1:25.00	1:25.37	1:28.94	1:25.13	1:27.88	1:22.80

120 William ELBOURN

Lap	1	2	3	4	5	6	7	8	9	10
1	1:32.95	1:25.33	1:25.50	1:24.30	1:25.03	1:24.76	1:24.98	1:23.93	1:23.03	1:24.00
11	1:24.45									

135 Alexander HEWITSON

Lap	1	2	3	4	5	6	7	8	9	10
1	1:53.82	5:58.40	1:25.72	1:24.75	1:24.16	1:23.99	1:25.58			

148 David LEWIS

Lap	1	2	3	4	5	6	7	8	9	10
1	1:43.14	1:33.18	1:31.41	1:55.46						

151 Duncan POTTER

Lap	1	2	3	4	5	6	7	8	9	10
1	1:43.17	1:41.82	1:39.01	1:38.64	1:37.88	1:38.41	1:37.15	1:37.34	1:37.81	

156 Anthony FENWICK-WILSON

Lap	1	2	3	4	5	6	7	8	9	10
1	1:39.42	1:31.64	1:33.67	1:55.45						

158 Douglas MARTIN

Lap	1	2	3	4	5	6	7	8	9	10
1	1:38.92	1:27.74	1:23.67	1:26.11	1:42.97					

167 David ASPLIN

Lap	1	2	3	4	5	6	7	8	9	10
1	1:40.33	1:39.53	1:39.64	1:41.90	1:41.50	2:09.76				

173 Charles GODDARD

Lap	1	2	3	4	5	6	7	8	9	10
1	1:41.34	1:36.38	1:33.43	1:34.10	1:31.67	1:35.43	1:32.84	1:32.02	1:32.20	

179 Hugh BIRLEY

Lap	1	2	3	4	5	6	7	8	9	10
1	1:49.49	1:37.43	1:35.23	1:34.45	1:33.65	1:36.00	1:34.15	1:34.61	1:52.55	

183 Ian FYFE

Lap	1	2	3	4	5	6	7	8	9	10
1	1:47.49	1:41.85	1:42.63	1:42.66	1:39.73	1:41.01	1:39.86	1:41.32	1:40.44	

185 Roland WOODTLI

Lap	1	2	3	4	5	6	7	8	9	10
1	2:08.13	2:01.25	1:54.41	1:48.63	1:49.87	1:49.72	1:48.56	1:49.37		

193 Bartek BALICKI

Lap	1	2	3	4	5	6	7	8	9	10
1	1:45.42	1:46.38	1:42.26	1:43.96	1:41.04	1:40.59	1:39.43	1:39.10	1:42.20	

203 Martin NASH

Lap	1	2	3	4	5	6	7	8	9	10
1	2:02.08	1:56.20	1:56.06	1:56.37	1:56.06	1:55.74	1:54.80	1:55.06		

223 Hamish MONRO

Lap	1	2	3	4	5	6	7	8	9	10
1	1:31.24	1:27.35	1:25.62	1:26.93	1:42.97					

710 Michael BARBER

Lap	1	2	3	4	5	6	7	8	9	10
1	1:53.10	1:53.90	1:52.71	1:55.40	1:53.07	1:51.75	1:50.08	1:49.80		



STANDARD & MODIFIED PRE-WAR SPORTS CARS (VSCC SET 3)

RESULT - RACE 11

PI	No	CI	Name	Car	Year	Laps	Time	Behind	MPH	Best Lap on	MPH
1	75		Edward WILLIAMS	Frazer Nash Super Sports	1929	11	15:05.47		71.68	1:18.58	5 75.09
2	14		Chris CHILCOTT	Frazer Nash Fast Tourer	1926/30	11	15:08.57	3.10	71.44	1:21.37	7 72.51
3	103		Mark BRETT	Ballamy-Ford (LMB) V8 Sp	1937	11	15:16.31	10.84	70.83	1:21.54	5 72.36
4	81		Tim KNELLER	Riley TT Sprite	1933	11	15:26.21	20.74	70.08	1:22.79	3 71.27
5	94		Richard BRADLEY	Aston Martin Ulster	1935	11	15:40.93	35.46	68.98	1:24.26	9 70.03
6	223		Hamish MONRO	Frazer Nash Super Sports	1930	11	15:42.40	36.93	68.87	1:24.76	3 69.61
7	31		Trevor SWETE	Invicta S Type	1931	11	15:58.56	53.09	67.71	1:25.86	9 68.72
8	9		David OZANNE	Aston Martin Speed Ulster	1938	11	16:06.61	1:01.14	67.15	1:26.58	6 68.15
9	139		Simon EDWARDS	Morgan Aero Supersport	1930	11	16:13.38	1:07.91	66.68	1:26.94	9 67.87
10	104		John GUYATT	Talbot Lago T150C	1936	11	16:35.70	1:30.23	65.18	1:28.80	3 66.45
11	138		Ian STANDING	Riley Brooklands	1929	10	15:05.52	1 Lap	65.16	1:28.69	3 66.53
12	153		Christopher SCOTT MACKIRDY	Aston Martin Le Mans	1933	10	15:17.69	1 Lap	64.30	1:29.71	5 65.77
13	129		Nicolas ROSSI	Alfa Romeo 6C 1750 GS	1930	10	15:30.62	1 Lap	63.40	1:31.12	6 64.75
14	132		Barry FOSTER	MG Monthery	1931	10	15:47.36	1 Lap	62.28	1:32.63	8 63.70
15	162		Andrew BAKER	Riley Brooklands	1930	10	15:47.66	1 Lap	62.26	1:31.78	7 64.29
16	151		Duncan POTTER	MG Monthery Midget	1931	10	16:00.63	1 Lap	61.42	1:34.38	6 62.52
17	147		Clive TEMPLE	Riley Brooklands	1929	10	16:03.87	1 Lap	61.22	1:34.25	4 62.60
18	165		David LAMB	Riley Brooklands	1929	10	16:29.22	1 Lap	59.65	1:36.72	6 61.00
19	161		David COOKSEY	MG Monthery	1931	10	16:41.28	1 Lap	58.93	1:38.24	2 60.06
20	93		Marian STOCH	Aston Martin 15/98	1937	10	16:42.61	1 Lap	58.85	1:37.90	10 60.27
21	201		Cyril HANCOCK	Fiat New Balilla	1938	9	16:09.09	2 Laps	54.80	1:45.09	2 56.15
22	95		Mark HAYWARD	Alvis FD 12/75 Fwd	1928	8	16:00.77	3 Laps	49.13	1:58.88	3 49.63 *

Not-Classified

171	John REEVE	Riley Brooklands	1928	7	11:35.07	DNF	59.42	1:35.05	5	62.08
-----	------------	------------------	------	---	----------	-----	-------	---------	---	-------

Fastest Lap

75	Edward WILLIAMS	Frazer Nash Super Sports	1929					1:18.58	5	75.09
----	-----------------	--------------------------	------	--	--	--	--	---------	---	-------

*** = handicap winner

Start Time : 12:54

Silverstone

22 Apr 18 13:15

Clerk of Course:

Time Issued:

Chief Timekeeper:

THESE RESULTS ARE PROVISIONAL UNTIL THE CONCLUSION OF ANY JUDICIAL AND TECHNICAL MATTERS

Timing by HS Sports Ltd - Results and Lap Times at www.theresultslive.co.uk/vintage-sports-car-club

RACE GRID

STANDARD & MODIFIED PRE-WAR SPORTS CARS (VSCC SET 3)

RACE 11

ROW 12	145 01:58.740 Max SOWERBY	95 01:57.940 Mark HAYWARD
ROW 11	147 01:49.730 Clive TEMPLE	201 01:46.000 Cyril HANCOCK
ROW 10	93 01:42.310 Marian STOCH	161 01:40.930 David COOKSEY
ROW 9	165 01:39.520 David LAMB	151 01:37.150 Duncan POTTER
ROW 8	171 01:36.220 John REEVE	129 01:36.090 Nicolas ROSSI
ROW 7	132 01:35.640 Barry FOSTER	162 01:34.310 Andrew BAKER
ROW 6	153 01:33.370 Christopher SCOTT MAC	9 01:32.240 David OZANNE
ROW 5	104 01:32.120 John GUYATT	138 01:30.840 Ian STANDING
ROW 4	139 01:29.000 Simon EDWARDS	31 01:28.310 Trevor SWETE
ROW 3	94 01:26.200 Richard BRADLEY	14 01:25.810 Chris CHILCOTT
ROW 2	223 01:25.620 Hamish MONRO	103 01:25.050 Mark BRETT
ROW 1	81 01:25.000 Tim KNELLER	75 01:19.660 Edward WILLIAMS

Grid Used: Yellow Markings

POLE

STANDARD & MODIFIED PRE-WAR SPORTS CARS (VSCC SET 3)

LAP TIMES - RACE 11

9 David OZANNE

Lap	1	2	3	4	5	6	7	8	9	10
1	1:33.48	1:28.06	1:27.69	1:27.08	1:26.65	1:26.58	1:27.37	1:26.81	1:27.45	1:26.68
11	1:28.76									

14 Chris CHILCOTT

Lap	1	2	3	4	5	6	7	8	9	10
1	1:25.96	1:23.09	1:22.56	1:22.87	1:22.40	1:22.44	1:21.37	1:21.66	1:22.22	1:21.96
11	1:22.04									

31 Trevor SWETE

Lap	1	2	3	4	5	6	7	8	9	10
1	1:31.52	1:27.31	1:27.31	1:27.13	1:26.31	1:26.27	1:26.19	1:27.87	1:25.86	1:26.01
11	1:26.78									

75 Edward WILLIAMS

Lap	1	2	3	4	5	6	7	8	9	10
1	1:23.72	1:23.56	1:24.55	1:20.55	1:18.58	1:26.72	1:22.30	1:20.71	1:21.06	1:22.86
11	1:20.86									

81 Tim KNELLER

Lap	1	2	3	4	5	6	7	8	9	10
1	1:28.34	1:23.14	1:22.79	1:23.48	1:23.47	1:23.66	1:26.29	1:23.95	1:23.74	1:23.45
11	1:23.90									

93 Marian STOCH

Lap	1	2	3	4	5	6	7	8	9	10
1	1:51.48	1:41.02	1:40.13	1:38.99	1:40.13	1:38.51	1:38.05	1:38.02	1:38.38	1:37.90

94 Richard BRADLEY

Lap	1	2	3	4	5	6	7	8	9	10
1	1:32.03	1:25.56	1:24.94	1:24.62	1:24.80	1:24.44	1:24.39	1:25.34	1:24.26	1:25.70
11	1:24.85									

95 Mark HAYWARD

Lap	1	2	3	4	5	6	7	8	9	10
1	2:00.98	1:58.94	1:58.88	2:00.74	1:59.57	2:00.38	1:59.90	2:01.38		

103 Mark BRETT

Lap	1	2	3	4	5	6	7	8	9	10
1	1:27.22	1:22.90	1:22.43	1:23.28	1:21.54	1:23.45	1:22.69	1:23.09	1:23.28	1:23.15
11	1:23.28									

104 John GUYATT

Lap	1	2	3	4	5	6	7	8	9	10
1	1:36.09	1:29.27	1:28.80	1:29.80	1:30.67	1:29.70	1:30.03	1:30.28	1:30.63	1:29.88
11	1:30.55									

129 Nicolas ROSSI

Lap	1	2	3	4	5	6	7	8	9	10
-----	---	---	---	---	---	---	---	---	---	----

	1	1:38.09	1:31.56	1:31.86	1:32.03	1:31.44	1:31.12	1:35.12	1:33.81	1:32.80	1:32.79
132	Barry FOSTER										
	Lap	1	2	3	4	5	6	7	8	9	10
	1	1:42.25	1:34.99	1:35.50	1:33.84	1:33.45	1:33.36	1:33.21	1:32.63	1:33.49	1:34.64
138	Ian STANDING										
	Lap	1	2	3	4	5	6	7	8	9	10
	1	1:36.58	1:29.82	1:28.69	1:28.73	1:30.40	1:30.97	1:30.02	1:29.99	1:30.14	1:30.18
139	Simon EDWARDS										
	Lap	1	2	3	4	5	6	7	8	9	10
	1	1:35.35	1:27.11	1:27.65	1:27.58	1:27.58	1:28.02	1:28.16	1:28.87	1:26.94	1:27.69
	11	1:28.43									
147	Clive TEMPLE										
	Lap	1	2	3	4	5	6	7	8	9	10
	1	1:46.52	1:35.61	1:37.43	1:34.25	1:34.96	1:35.71	1:35.80	1:34.66	1:34.32	1:34.61
151	Duncan POTTER										
	Lap	1	2	3	4	5	6	7	8	9	10
	1	1:44.89	1:36.02	1:35.45	1:34.62	1:34.52	1:34.38	1:35.18	1:35.27	1:34.95	1:35.35
153	Christopher SCOTT MACKIRDY										
	Lap	1	2	3	4	5	6	7	8	9	10
	1	1:39.25	1:31.29	1:31.48	1:31.28	1:29.71	1:30.29	1:31.79	1:30.53	1:30.58	1:31.49
161	David COOKSEY										
	Lap	1	2	3	4	5	6	7	8	9	10
	1	1:46.31	1:38.24	1:38.37	1:38.78	1:39.97	1:38.40	1:40.17	1:39.75	1:39.57	1:41.72
162	Andrew BAKER										
	Lap	1	2	3	4	5	6	7	8	9	10
	1	1:42.76	1:33.60	1:32.94	1:37.97	1:33.02	1:33.61	1:31.78	1:33.28	1:33.02	1:35.68
165	David LAMB										
	Lap	1	2	3	4	5	6	7	8	9	10
	1	1:48.94	1:37.89	1:36.80	1:38.66	1:37.61	1:36.72	1:40.65	1:37.93	1:36.98	1:37.04
171	John REEVE										
	Lap	1	2	3	4	5	6	7	8	9	10
	1	1:44.36	1:37.50	1:36.57	1:35.08	1:35.05	1:36.19	1:50.32			
201	Cyril HANCOCK										
	Lap	1	2	3	4	5	6	7	8	9	10
	1	1:53.09	1:45.09	1:46.26	1:47.69	1:46.91	1:48.06	1:46.65	1:47.41	1:47.93	
223	Hamish MONRO										
	Lap	1	2	3	4	5	6	7	8	9	10
	1	1:29.17	1:25.00	1:24.76	1:25.13	1:25.36	1:25.33	1:25.50	1:25.24	1:25.10	1:26.96
	11	1:24.85									

Lap Chart

STANDARD & MODIFIED PRE-WAR SPORTS CARS (VSCC SET 3) - RACE 11

Lap 1		Lap 2		Lap 3		Lap 4		Lap 5		Lap 6		Lap 7		Lap 8		Lap 9		Lap 10	
No	Time	No	Time	No	Time	No	Time	No	Time	No	Time	No	Time	No	Time	No	Time	No	Time
75	1:23.72	75	2:47.28	14	4:11.61	75	5:32.38	75	6:50.96	75	8:17.68	75	9:39.98	75	11:00.69	75	12:21.75	75	13:44.61
14	1:25.96	14	2:49.05	75	4:11.83	14	5:34.48	93	6:51.62 *1	14	8:19.32	14	9:40.69	14	11:02.35	14	12:24.57	153	13:46.20 *1
103	1:27.22	103	2:50.12	103	4:12.55	103	5:35.83	14	6:56.88	165	8:19.90 *1	103	9:43.51	162	11:05.68 *1	129	12:25.03 *1	14	13:46.53
81	1:28.34	81	2:51.48	81	4:14.27	81	5:37.75	103	6:57.37	103	8:20.82	147	9:44.48 *1	103	11:06.60	103	12:29.88	103	13:53.03
223	1:29.17	223	2:54.17	223	4:18.93	223	5:44.06	81	7:01.22	161	8:21.67 *1	171	9:44.75 *1	132	11:06.60 *1	201	12:33.75 *2	129	13:57.83 *1
31	1:31.52	94	2:57.59	94	4:22.53	94	5:47.15	223	7:09.42	81	8:24.88	81	9:51.17	151	11:15.06 *1	81	12:38.86	95	13:59.39 *3
94	1:32.03	31	2:58.83	31	4:26.14	31	5:53.27	94	7:11.95	93	8:31.75 *1	165	9:56.62 *1	81	11:15.12	162	12:38.96 *1	81	14:02.31
9	1:33.48	9	3:01.54	9	4:29.23	9	5:56.31	201	7:12.13 *1	223	8:34.75	95	9:59.11 *2	147	11:20.28 *1	132	12:39.23 *1	162	14:11.98 *1
139	1:35.35	139	3:02.46	139	4:30.11	139	5:57.69	31	7:19.58	94	8:36.39	161	10:00.07 *1	223	11:25.49	151	12:50.33 *1	132	14:12.72 *1
104	1:36.09	104	3:05.36	104	4:34.16	95	5:58.80 *1	9	7:22.96	31	8:45.85	223	10:00.25	94	11:26.12	94	12:50.38	94	14:16.08
138	1:36.58	138	3:06.40	138	4:35.09	138	6:03.82	139	7:25.27	9	8:49.54	94	10:00.78	171	11:35.07 *1	223	12:50.59	223	14:17.55
129	1:38.09	129	3:09.65	129	4:41.51	104	6:03.96	138	7:34.22	139	8:53.29	93	10:10.26 *1	165	11:37.27 *1	147	12:54.94 *1	201	14:21.16 *2
153	1:39.25	153	3:10.54	153	4:42.02	153	6:13.30	104	7:34.63	201	8:59.04 *1	31	10:12.04	31	11:39.91	31	13:05.77	151	14:25.28 *1
132	1:42.25	162	3:16.36	162	4:49.30	129	6:13.54	153	7:43.01	104	9:04.33	9	10:16.91	161	11:40.24 *1	9	13:11.17	147	14:29.26 *1
162	1:42.76	132	3:17.24	132	4:52.74	132	6:26.58	129	7:44.98	138	9:05.19	139	10:21.45	9	11:43.72	165	13:15.20 *1	31	14:31.78
171	1:44.36	151	3:20.91	151	4:56.36	162	6:27.27	95	7:59.54 *1	153	9:13.30	104	10:34.36	93	11:48.31 *1	139	13:17.26	9	14:37.85
151	1:44.89	171	3:21.86	171	4:58.43	151	6:30.98	132	8:00.03	129	9:16.10	138	10:35.21	139	11:50.32	161	13:19.99 *1	139	14:44.95
161	1:46.31	147	3:22.13	147	4:59.56	171	6:33.51	162	8:00.29	132	9:33.39	153	10:45.09	95	11:59.49 *2	93	13:26.33 *1	165	14:52.18 *1
147	1:46.52	161	3:24.55	161	5:02.92	147	6:33.81	151	8:05.50	162	9:33.90	201	10:47.10 *1	104	12:04.64	104	13:35.27	161	14:59.56 *1
165	1:48.94	165	3:26.83	165	5:03.63	161	6:41.70	171	8:08.56	151	9:39.88	129	10:51.22	138	12:05.20	138	13:35.34	93	15:04.71 *1
93	1:51.48	93	3:32.50	93	5:12.63	165	6:42.29	147	8:08.77					153	12:15.62			104	15:05.15
201	1:53.09	201	3:38.18	201	5:24.44														
95	2:00.98	95	3:59.92																

Lap Chart

STANDARD & MODIFIED PRE-WAR SPORTS CARS (VSCC SET 3) - RACE 11

Lap 11		Lap 12		Lap 13		Lap 14		Lap 15		Lap 16		Lap 17		Lap 18		Lap 19		Lap 20	
No	Time	No	Time	No	Time	No	Time	No	Time	No	Time	No	Time	No	Time	No	Time	No	Time
75	15:05.47																		
138	15:05.52	*1																	
14	15:08.57																		
103	15:16.31																		
153	15:17.69	*1																	
81	15:26.21																		
129	15:30.62	*1																	
94	15:40.93																		
223	15:42.40																		
132	15:47.36	*1																	
162	15:47.66	*1																	
31	15:58.56																		
151	16:00.63	*1																	
95	16:00.77	*3																	
147	16:03.87	*1																	
9	16:06.61																		
201	16:09.09	*2																	
139	16:13.38																		
165	16:29.22	*1																	
104	16:35.70																		
161	16:41.28	*1																	
93	16:42.61	*1																	



PATRICK LINDSAY MEMORIAL & AMSCHEL ROTHSCHILD TROPHIES

RESULT - RACE 12

PI	No	CI	Name	Car	Year	Laps	Time	Behind	MPH	Best Lap on	MPH
1	23		Frederick HARPER	Kurtis Indy-Roadster	1957	13	14:59.12		85.31	1:07.67	11 87.19
2	26		Gareth BURNETT	Alta 2 Litre	1938/39	13	14:59.85	0.73	85.24	1:08.02	13 86.75
3	22		Simon DIFFEY	Connaught B Type	1955	13	15:05.21	6.09	84.74	1:07.87	12 86.94
4	38		Anthony BEST	Ferrari 246 F1	1960	13	15:20.95	21.83	83.29	1:08.34	8 86.34
5	3		Mark GILLIES	ERA R3A	1934	13	15:22.33	23.21	83.16	1:09.98	11 84.32 *
6	1		Duncan RICKETTS	ERA E-Type	1938	13	15:22.52	23.40	83.15	1:09.91	4 84.40
7	4		Nicholas TOPLISS	ERA R4A	1935	13	15:23.06	23.94	83.10	1:09.55	9 84.84
8	220		Michael HIBBERD	Lola MkII	1961	13	15:23.96	24.84	83.02	1:10.03	11 84.26
9	215		Crispian BESLEY	Cooper T56	1960	13	15:24.47	25.35	82.97	1:09.94	7 84.36
10	35		Paul GRANT	Cooper Bristol	1953	13	15:42.18	43.06	81.41	1:11.16	2 82.92
11	2		Tania PILKINGTON	Cooper T43	1957	13	15:55.98	56.86	80.24	1:12.43	9 81.46
12	311		Nick TAYLOR	Elva 100	1959	13	15:56.55	57.43	80.19	1:12.40	10 81.50
13	59		David WENMAN	Connaught A4	1952	13	16:08.63	1:09.51	79.19	1:13.17	8 80.64
14	29		William GRIMSHAW	Moorland Mk1	1959	13	16:08.94	1:09.82	79.16	1:12.98	12 80.85
15	121		Peter MULLEN	Osca FJ	1960	12	15:22.23	1 Lap	76.78	1:13.93	10 79.81
16	10		Robert COBDEN	Riley Falcon Special	1937	12	15:25.31	1 Lap	76.52	1:14.94	6 78.73
17	272		Nick GREWAL	Lola MkII FJ	1960	12	15:27.45	1 Lap	76.34	1:15.32	10 78.34
18	196		James RICKETTS	MG KN Special	1934	12	15:29.10	1 Lap	76.21	1:14.86	10 78.82
19	60		Julian WILTON	Cooper Bristol Mk II T23	1953	12	15:32.07	1 Lap	75.97	1:15.96	8 77.68
20	52		Craig McWILLIAM	Elva 100	1960	12	15:57.04	1 Lap	73.98	1:16.59	10 77.04
Not-Classified											
	47		Ralf EMMERLING	Gemini Mk II	1959	6	8:14.04	DNF	71.66	1:17.09	3 76.54
	224		Colin WARRINGTON	Alta Norris Special	1939	6	8:24.49	DNF	70.17	1:17.33	4 76.30

Fastest Lap

23	Frederick HARPER	Kurtis Indy-Roadster	1957						1:07.67	11	87.19
----	------------------	----------------------	------	--	--	--	--	--	---------	----	-------

*** = handicap winner

Start Time : 13:19

Silverstone

22 Apr 18 13:37

Clerk of Course:

Time Issued:


Chief Timekeeper:

THESE RESULTS ARE PROVISIONAL UNTIL THE CONCLUSION OF ANY JUDICIAL AND TECHNICAL MATTERS

Timing by HS Sports Ltd - Results and Lap Times at www.theresultslive.co.uk/vintage-sports-car-club



RACE GRID




PATRICK LINDSAY MEMORIAL & AMSCHEL ROTHSCHILD TROPHIES

RACE 12

ROW 12		196 01:23.270 James RICKETTS
ROW 11	52 01:21.780 Craig McWILLIAM	224 01:19.130 Colin WARRINGTON
ROW 10	272 01:18.810 Nick GREWAL	60 01:17.620 Julian WILTON
ROW 9	29 01:16.450 William GRIMSHAW	10 01:15.780 Robert COBDEN
ROW 8	47 01:15.640 Ralf EMMERLING	121 01:15.360 Peter MULLEN
ROW 7	59 01:14.920 David WENMAN	2 01:14.580 Tania PILKINGTON
ROW 6	311 01:14.480 Nick TAYLOR	58 01:13.940 Ian BAXTER
ROW 5	35 01:13.370 Paul GRANT	215 01:13.240 Crispian BESLEY
ROW 4	1 01:12.730 Duncan RICKETTS	220 01:12.490 Michael HIBBERD
ROW 3	3 01:11.320 Mark GILLIES	4 01:11.100 Nicholas TOPLISS
ROW 2	23 01:11.100 Frederick HARPER	26 01:10.490 Gareth BURNETT
ROW 1	38 01:10.280 Anthony BEST	22 01:10.040 Simon DIFFEY

Grid Used: Yellow Markings

POLE



PATRICK LINDSAY MEMORIAL & AMSCHEL ROTHSCHILD TROPHIES

LAP TIMES - RACE 12

1	Duncan RICKETTS									
Lap	1	2	3	4	5	6	7	8	9	10
1	1:14.33	1:11.08	1:10.57	1:09.91	1:10.50	1:10.70	1:10.43	1:10.65	1:10.38	1:10.22
11	1:10.22	1:11.99	1:11.54							
2	Tania PILKINGTON									
Lap	1	2	3	4	5	6	7	8	9	10
1	1:20.23	1:13.55	1:13.61	1:12.68	1:12.80	1:13.59	1:12.73	1:13.39	1:12.43	1:12.63
11	1:12.78	1:12.68	1:12.88							
3	Mark GILLIES									
Lap	1	2	3	4	5	6	7	8	9	10
1	1:15.56	1:10.41	1:11.30	1:10.43	1:10.04	1:10.22	1:10.36	1:10.19	1:10.29	1:10.38
11	1:09.98	1:12.01	1:11.16							
4	Nicholas TOPLISS									
Lap	1	2	3	4	5	6	7	8	9	10
1	1:15.94	1:10.58	1:09.97	1:10.08	1:10.20	1:10.74	1:10.77	1:11.92	1:09.55	1:09.98
11	1:10.23	1:12.00	1:11.10							
10	Robert COBDEN									
Lap	1	2	3	4	5	6	7	8	9	10
1	1:19.89	1:16.45	1:17.79	1:17.25	1:17.48	1:14.94	1:15.54	1:16.99	1:15.61	1:16.68
11	1:18.56	1:18.13								
22	Simon DIFFEY									
Lap	1	2	3	4	5	6	7	8	9	10
1	1:14.82	1:09.91	1:09.70	1:08.45	1:08.69	1:10.00	1:08.62	1:08.53	1:08.28	1:09.54
11	1:08.05	1:07.87	1:12.75							
23	Frederick HARPER									
Lap	1	2	3	4	5	6	7	8	9	10
1	1:11.54	1:11.70	1:10.27	1:09.71	1:08.90	1:08.56	1:08.81	1:09.19	1:08.28	1:08.39
11	1:07.67	1:07.71	1:08.39							
26	Gareth BURNETT									
Lap	1	2	3	4	5	6	7	8	9	10
1	1:12.46	1:10.43	1:09.17	1:08.88	1:08.83	1:08.88	1:09.39	1:08.56	1:08.58	1:09.39
11	1:08.20	1:09.06	1:08.02							
29	William GRIMSHAW									
Lap	1	2	3	4	5	6	7	8	9	10
1	1:21.09	1:15.45	1:14.92	1:14.86	1:14.73	1:13.63	1:13.27	1:13.91	1:13.95	1:13.38
11	1:13.69	1:12.98	1:13.08							
35	Paul GRANT									
Lap	1	2	3	4	5	6	7	8	9	10
1	1:17.21	1:11.16	1:11.73	1:11.90	1:12.13	1:11.93	1:11.95	1:12.18	1:11.95	1:12.39
11	1:12.41	1:12.45	1:12.79							

38	Anthony BEST									
Lap	1	2	3	4	5	6	7	8	9	10
1	1:14.76	1:09.38	1:09.92	1:09.58	1:09.06	1:08.97	1:08.92	1:08.34	1:08.37	1:09.69
11	1:08.52	1:24.88	1:10.56							
47	Ralf EMMERLING									
Lap	1	2	3	4	5	6	7	8	9	10
1	1:21.92	1:17.20	1:17.09	1:19.82	1:21.84	1:36.17				
52	Craig McWILLIAM									
Lap	1	2	3	4	5	6	7	8	9	10
1	1:30.69	1:20.83	1:19.41	1:19.09	1:19.49	1:20.70	1:20.49	1:17.27	1:18.30	1:16.59
11	1:16.70	1:17.48								
59	David WENMAN									
Lap	1	2	3	4	5	6	7	8	9	10
1	1:22.69	1:14.96	1:14.30	1:14.65	1:14.82	1:13.71	1:13.28	1:13.17	1:13.71	1:13.23
11	1:13.24	1:13.34	1:13.53							
60	Julian WILTON									
Lap	1	2	3	4	5	6	7	8	9	10
1	1:24.04	1:17.79	1:17.97	1:16.82	1:17.93	1:16.07	1:16.49	1:15.96	1:17.24	1:16.57
11	1:18.88	1:16.31								
121	Peter MULLEN									
Lap	1	2	3	4	5	6	7	8	9	10
1	1:26.85	1:18.22	1:17.10	1:16.72	1:17.60	1:15.25	1:14.85	1:15.29	1:16.61	1:13.93
11	1:14.54	1:15.27								
196	James RICKETTS									
Lap	1	2	3	4	5	6	7	8	9	10
1	1:25.93	1:18.31	1:16.30	1:16.39	1:17.96	1:17.17	1:15.96	1:15.49	1:17.53	1:14.86
11	1:17.27	1:15.93								
215	Crispian BESLEY									
Lap	1	2	3	4	5	6	7	8	9	10
1	1:16.89	1:10.80	1:10.73	1:10.48	1:11.03	1:10.87	1:09.94	1:10.55	1:10.52	1:10.46
11	1:10.04	1:10.97	1:11.19							
220	Michael HIBBERD									
Lap	1	2	3	4	5	6	7	8	9	10
1	1:17.40	1:10.98	1:10.80	1:10.23	1:10.09	1:10.22	1:10.28	1:10.59	1:10.59	1:10.63
11	1:10.03	1:10.70	1:11.42							
224	Colin WARRINGTON									
Lap	1	2	3	4	5	6	7	8	9	10
1	1:25.49	1:18.48	1:17.39	1:17.33	1:20.35	1:45.45				
272	Nick GREWAL									
Lap	1	2	3	4	5	6	7	8	9	10
1	1:24.72	1:16.84	1:17.19	1:16.11	1:17.32	1:16.39	1:17.24	1:15.85	1:17.13	1:15.32
11	1:16.90	1:16.44								
311	Nick TAYLOR									
Lap	1	2	3	4	5	6	7	8	9	10

1	1:20.63	1:13.55	1:13.45	1:12.84	1:12.62	1:13.64	1:12.69	1:13.46	1:12.59	1:12.40
11	1:12.67	1:12.92	1:13.09							

Lap Chart

PATRICK LINDSAY MEMORIAL & AMSCHEL ROTHSCHILD TROPHIES - RACE 12

Lap 1		Lap 2		Lap 3		Lap 4		Lap 5		Lap 6		Lap 7		Lap 8		Lap 9		Lap 10	
No	Time	No	Time	No	Time	No	Time	No	Time	No	Time	No	Time	No	Time	No	Time	No	Time
23	1:11.54	26	2:22.89	26	3:32.06	26	4:40.94	26	5:49.77	26	6:58.65	26	8:08.04	26	9:16.60	26	10:25.18	26	11:34.57
26	1:12.46	23	2:23.24	23	3:33.51	22	4:42.88	22	5:51.57	23	7:00.68	23	8:09.49	23	9:18.68	23	10:26.96	23	11:35.35
1	1:14.33	38	2:24.14	38	3:34.06	23	4:43.22	23	5:52.12	22	7:01.57	22	8:10.19	22	9:18.72	22	10:27.00	22	11:36.54
38	1:14.76	22	2:24.73	22	3:34.43	38	4:43.64	38	5:52.70	38	7:01.67	52	8:10.21 *1	38	9:18.93	38	10:27.30	38	11:36.99
22	1:14.82	1	2:25.41	1	3:35.98	1	4:45.89	1	5:56.39	1	7:07.09	38	8:10.59	1	9:28.17	1	10:38.55	121	11:38.49 *1
3	1:15.56	3	2:25.97	4	3:36.49	4	4:46.57	4	5:56.77	4	7:07.51	47	8:14.04 *1	3	9:28.51	3	10:38.80	272	11:38.79 *1
4	1:15.94	4	2:26.52	3	3:37.27	3	4:47.70	3	5:57.74	3	7:07.96	1	8:17.52	4	9:30.20	4	10:39.75	60	11:40.31 *1
215	1:16.89	215	2:27.69	215	3:38.42	215	4:48.90	220	5:59.50	220	7:09.72	4	8:18.28	220	9:30.59	220	10:41.18	196	11:41.04 *1
35	1:17.21	35	2:28.37	220	3:39.18	220	4:49.41	215	5:59.93	215	7:10.80	3	8:18.32	52	9:30.70 *1	215	10:41.81	1	11:48.77
220	1:17.40	220	2:28.38	35	3:40.10	35	4:52.00	35	6:04.13	35	7:16.06	220	8:20.00	215	9:31.29	52	10:47.97 *1	3	11:49.18
10	1:19.89	2	2:33.78	2	3:47.39	2	5:00.07	2	6:12.87	2	7:26.46	215	8:20.74	35	9:40.19	35	10:52.14	4	11:49.73
2	1:20.23	311	2:34.18	311	3:47.63	311	5:00.47	311	6:13.09	311	7:26.73	224	8:24.49 *1	2	9:52.58	2	11:05.01	220	11:51.81
311	1:20.63	10	2:36.34	29	3:51.46	29	5:06.32	29	6:21.05	29	7:34.68	35	8:28.01	311	9:52.88	311	11:05.47	215	11:52.27
29	1:21.09	29	2:36.54	59	3:51.95	59	5:06.60	59	6:21.42	59	7:35.13	2	8:39.19	59	10:01.58	59	11:15.29	35	12:04.53
47	1:21.92	59	2:37.65	10	3:54.13	10	5:11.38	10	6:28.86	10	7:43.80	311	8:39.42	29	10:01.86	29	11:15.81	52	12:06.27 *1
59	1:22.69	47	2:39.12	47	3:56.21	272	5:14.86	272	6:32.18	272	7:48.57	29	8:47.95	10	10:16.33	10	11:31.94	2	12:17.64
60	1:24.04	272	2:41.56	272	3:58.75	47	5:16.03	60	6:34.55	60	7:50.62	59	8:48.41	272	10:21.66			311	12:17.87
272	1:24.72	60	2:41.83	60	3:59.80	60	5:16.62	196	6:34.89	121	7:51.74	10	8:59.34	121	10:21.88			59	12:28.52
224	1:25.49	224	2:43.97	196	4:00.54	196	5:16.93	121	6:36.49	196	7:52.06	272	9:05.81	60	10:23.07			29	12:29.19
196	1:25.93	196	2:44.24	224	4:01.36	224	5:18.69	47	6:37.87			121	9:06.59	196	10:23.51				
121	1:26.85	121	2:45.07	121	4:02.17	121	5:18.89	224	6:39.04			60	9:07.11						
52	1:30.69	52	2:51.52	52	4:10.93	52	5:30.02	52	6:49.51			196	9:08.02						

Lap Chart

PATRICK LINDSAY MEMORIAL & AMSCHEL ROTHSCHILD TROPHIES - RACE 12

Lap 11		Lap 12		Lap 13		Lap 14		Lap 15		Lap 16		Lap 17		Lap 18		Lap 19		Lap 20	
No	Time	No	Time	No	Time	No	Time	No	Time	No	Time	No	Time	No	Time	No	Time	No	Time
26	12:42.77	23	13:50.73	23	14:59.12														
23	12:43.02	26	13:51.83	26	14:59.85														
22	12:44.59	22	13:52.46	22	15:05.21														
38	12:45.51	121	14:06.96 *1	38	15:20.95														
10	12:48.62 *1	10	14:07.18 *1	121	15:22.23 *1														
121	12:52.42 *1	38	14:10.39	3	15:22.33														
272	12:54.11 *1	1	14:10.98	1	15:22.52														
196	12:55.90 *1	272	14:11.01 *1	4	15:23.06														
60	12:56.88 *1	3	14:11.17	220	15:23.96														
1	12:58.99	4	14:11.96	215	15:24.47														
3	12:59.16	220	14:12.54	10	15:25.31 *1														
4	12:59.96	196	14:13.17 *1	272	15:27.45 *1														
220	13:01.84	215	14:13.28	196	15:29.10 *1														
215	13:02.31	60	14:15.76 *1	60	15:32.07 *1														
35	13:16.94	35	14:29.39	35	15:42.18														
52	13:22.86 *1	52	14:39.56 *1	2	15:55.98														
2	13:30.42	2	14:43.10	311	15:56.55														
311	13:30.54	311	14:43.46	52	15:57.04 *1														
59	13:41.76	59	14:55.10	59	16:08.63														
29	13:42.88	29	14:55.86	29	16:08.94														



1950s SPORTS RACING CARS

RESULT - RACE 14

PI	No	CI	Name	Car	Year	Laps	Time	Behind	MPH	Best Lap on	MPH
1	15		Charlie MARTIN	Lotus 15	1959	27	30:53.49		85.95	1:07.46	4 87.47
2	216		Frederic WAKEMAN	Cooper Jaguar Sports Rac	1955	27	31:25.60	32.11	84.49	1:08.38	5 86.29
3	7		Tony BIANCHI	Farrellac Allard Sports	1953/58	27	31:41.21	47.72	83.79	1:08.94	26 85.59
4	24		Andrew SMITH	Cooper Monaco Sports	1960	27	31:41.93	48.44	83.76	1:08.61	2 86.00
5	115		Richard WILSON	Maserati 250S	1957	27	31:46.98	53.49	83.54	1:09.55	12 84.84
6	20		Ruediger FRIEDRICH	Jaguar C Type	1951	26	31:17.39	1 Lap	81.71	1:11.39	23 82.65 *
7	30		Marshall BAILEY	Cooper 39 Bobtail	1956	26	32:05.29	1 Lap	79.68	1:13.03	24 80.79
8	85		Stephen BOND	Lister Flat Iron	1955	25	31:05.12	2 Laps	79.09	1:13.42	22 80.37
9	27		Martyn CORFIELD	Frazer Nash Le Mans Repl	1952	25	31:12.01	2 Laps	78.80	1:13.74	11 80.02
10	12		James PATERSON	Lotus XI	1957	25	31:21.45	2 Laps	78.40	1:13.90	23 79.84
11	51		Philip HOOPER	Elva Mk V	1959	25	31:21.97	2 Laps	78.38	1:13.54	15 80.23
12	65		David COTTINGHAM	AC Ace Bristol	1957	23	31:02.43	4 Laps	72.87	1:19.33	17 74.38
13	42		Paul CHASE-GARDENER	Aston Martin DB2	1952	23	31:09.29	4 Laps	72.60	1:18.54	19 75.13
14	116		Mark BUTTERWORTH	Allard K3	1953	23	31:14.89	4 Laps	72.38	1:19.75	18 73.99
15	225		Stuart DEAN	MG Dick Jacobs Special	1954	23	31:34.47	4 Laps	71.63	1:19.90	19 73.85
Not-Classified											
	213		David BRAZELL	Jaguar C-Type	1953	22	29:05.42	DNF	74.37	1:16.59	4 77.04
	55		Harindra DE SILVA	Lotus Eleven	1957	16	20:13.34	DNF	77.81	1:12.49	14 81.40
	66		Justin MAEERS	Cooper Monaco T49	1958	13	15:01.44	DNF	85.09	1:07.97	11 86.81

Fastest Lap

15	Charlie MARTIN	Lotus 15	1959						1:07.46	4	87.47
----	----------------	----------	------	--	--	--	--	--	---------	---	-------

Car 66 - 2 Penalty Points for Q15.1 Ignoring a Black Flag

*** = handicap winner

Start Time : 13:43

Silverstone

22 Apr 18 14:22

Clerk of Course:

Time Issued:

Chief Timekeeper:

THESE RESULTS ARE PROVISIONAL UNTIL THE CONCLUSION OF ANY JUDICIAL AND TECHNICAL MATTERS

Timing by HS Sports Ltd - Results and Lap Times at www.theresultslive.co.uk/vintage-sports-car-club

RACE GRID

1950s SPORTS RACING CARS

RACE 14

ROW 10		
ROW 9	116 01:27.250 Mark BUTTERWORTH	42 01:22.330 Paul CHASE-GARDENE
ROW 8	225 01:20.940 Stuart DEAN	65 01:16.280 D. COTTINGHAM / A. KI
ROW 7	213 01:16.220 David BRAZELL	55 01:14.840 Harindra DE SILVA
ROW 6	12 01:14.430 James PATERSON	30 01:14.140 Marshall BAILEY
ROW 5	51 01:13.950 Philip HOOPER	27 01:13.740 M. CORFIELD / E. WILLI
ROW 4	85 01:13.480 Stephen BOND	20 01:12.170 Ruediger FRIEDRICHS
ROW 3	7 01:10.150 Tony BIANCHI	115 01:09.670 Richard WILSON
ROW 2	66 01:09.590 Justin MAEERS	24 01:08.450 Andrew SMITH
ROW 1	15 01:07.850 Charlie MARTIN	216 01:07.800 Frederic WAKEMAN

Grid Used: Yellow Markings

POLE

1950s SPORTS RACING CARS

LAP TIMES - RACE 14

7	Tony BIANCHI									
Lap	1	2	3	4	5	6	7	8	9	10
1	1:13.93	1:10.06	1:09.38	1:09.56	1:09.28	1:10.18	1:12.12	1:10.39	1:10.89	1:10.50
11	1:10.67	1:10.89	1:10.12	1:10.56	1:13.00	1:10.24	1:09.97	1:11.07	1:09.60	1:09.92
21	1:10.43	1:10.60	1:10.22	1:08.98	1:10.28	1:08.94	1:09.43			
12	James PATERSON									
Lap	1	2	3	4	5	6	7	8	9	10
1	1:21.77	1:15.39	1:15.05	1:16.53	1:14.84	1:15.26	1:15.34	1:15.06	1:16.00	1:15.82
11	1:14.93	1:15.13	1:15.74	1:14.28	1:15.58	1:15.05	1:14.66	1:14.59	1:14.32	1:14.22
21	1:14.57	1:14.26	1:13.90	1:14.86	1:14.30					
15	Charlie MARTIN									
Lap	1	2	3	4	5	6	7	8	9	10
1	1:11.01	1:08.75	1:08.11	1:07.46	1:07.56	1:08.18	1:07.87	1:08.20	1:08.37	1:08.63
11	1:08.32	1:09.57	1:10.82	1:07.89	1:08.05	1:08.08	1:10.01	1:08.24	1:08.86	1:08.65
21	1:08.42	1:08.68	1:08.31	1:08.89	1:08.69	1:09.84	1:08.03			
20	Ruediger FRIEDRICHS									
Lap	1	2	3	4	5	6	7	8	9	10
1	1:16.11	1:12.34	1:11.84	1:12.09	1:12.27	1:12.34	1:12.06	1:11.92	1:12.60	1:12.13
11	1:11.79	1:11.93	1:11.90	1:13.09	1:11.79	1:11.99	1:12.46	1:12.03	1:12.09	1:12.27
21	1:11.56	1:11.84	1:11.39	1:11.50	1:11.72	1:12.34				
24	Andrew SMITH									
Lap	1	2	3	4	5	6	7	8	9	10
1	1:14.37	1:08.61	1:08.62	1:09.28	1:09.85	1:12.32	1:13.34	1:09.27	1:10.79	1:10.24
11	1:10.73	1:10.88	1:10.27	1:10.24	1:13.23	1:10.48	1:09.55	1:11.68	1:09.91	1:09.13
21	1:11.20	1:09.63	1:10.76	1:10.00	1:08.91	1:09.02	1:09.62			
27	Martyn CORFIELD									
Lap	1	2	3	4	5	6	7	8	9	10
1	1:19.24	1:15.79	1:15.15	1:14.79	1:14.35	1:14.96	1:14.17	1:14.29	1:13.92	1:13.98
11	1:13.74	1:14.96	1:14.60	1:15.20	1:15.16	1:14.46	1:15.52	1:14.36	1:14.02	1:14.01
21	1:14.66	1:16.20	1:14.21	1:15.66	1:14.61					
30	Marshall BAILEY									
Lap	1	2	3	4	5	6	7	8	9	10
1	1:19.67	1:14.31	1:14.95	1:14.35	1:13.97	1:14.18	1:13.08	1:13.72	1:14.36	1:13.63
11	1:13.83	1:13.93	1:13.55	1:14.23	1:13.89	1:13.86	1:13.28	1:14.57	1:13.37	1:13.60
21	1:13.87	1:13.92	1:13.48	1:13.03	1:13.57	1:13.09				
42	Paul CHASE-GARDENER									
Lap	1	2	3	4	5	6	7	8	9	10
1	1:31.18	1:22.30	1:22.22	1:22.32	1:21.51	1:21.90	1:21.35	1:20.36	1:20.35	1:20.78
11	1:22.30	1:21.70	1:21.73	1:20.71	1:20.62	1:20.47	1:19.60	1:19.08	1:18.54	1:20.06
21	1:21.19	1:19.32	1:19.70							

51 Philip HOOPER

Lap	1	2	3	4	5	6	7	8	9	10
1	1:21.03	1:14.85	1:14.54	1:14.60	1:14.59	1:13.80	1:13.95	1:14.03	1:14.08	1:13.86
11	1:13.88	1:16.42	1:14.81	1:14.92	1:13.54	1:26.56	1:15.74	1:15.04	1:15.42	1:14.51
21	1:14.21	1:14.28	1:14.46	1:14.64	1:14.21					

55 Harindra DE SILVA

Lap	1	2	3	4	5	6	7	8	9	10
1	1:23.38	1:14.48	1:14.82	1:15.17	1:13.95	1:14.44	1:13.80	1:13.99	1:13.32	1:13.97
11	1:14.80	1:17.49	1:16.67	1:12.49	1:12.95	1:27.62				

65 David COTTINGHAM

Lap	1	2	3	4	5	6	7	8	9	10
1	1:27.28	1:21.35	1:21.64	1:21.13	1:22.27	1:23.87	1:21.62	1:20.97	1:19.97	1:21.05
11	1:22.13	1:19.95	1:20.82	1:20.01	1:19.56	1:20.07	1:19.33	1:20.60	1:19.63	1:19.58
21	1:19.62	1:20.23	1:19.75							

66 Justin MAEERS

Lap	1	2	3	4	5	6	7	8	9	10
1	1:13.25	1:09.38	1:08.65	1:08.79	1:08.47	1:08.34	1:11.30	1:08.60	1:08.42	1:09.80
11	1:07.97	1:08.65	1:09.82							

85 Stephen BOND

Lap	1	2	3	4	5	6	7	8	9	10
1	1:20.39	1:14.95	1:14.19	1:14.37	1:14.43	1:13.69	1:13.67	1:13.63	1:14.46	1:13.83
11	1:14.30	1:17.06	1:14.16	1:15.14	1:13.57	1:13.75	1:14.04	1:14.85	1:13.49	1:13.84
21	1:14.64	1:13.42	1:15.37	1:16.04	1:13.84					

115 Richard WILSON

Lap	1	2	3	4	5	6	7	8	9	10
1	1:16.46	1:11.63	1:09.79	1:09.80	1:09.72	1:09.99	1:10.36	1:10.87	1:10.48	1:10.48
11	1:10.00	1:09.55	1:10.01	1:10.20	1:12.87	1:10.52	1:09.72	1:10.58	1:11.13	1:10.36
21	1:10.45	1:10.44	1:10.39	1:09.77	1:09.96	1:10.86	1:10.59			

116 Mark BUTTERWORTH

Lap	1	2	3	4	5	6	7	8	9	10
1	1:30.68	1:22.02	1:21.57	1:21.79	1:21.25	1:21.18	1:21.27	1:19.97	1:20.28	1:20.86
11	1:21.89	1:24.14	1:21.95	1:20.46	1:21.09	1:20.82	1:20.81	1:19.75	1:20.14	1:22.36
21	1:20.06	1:19.91	1:20.64							

213 David BRAZELL

Lap	1	2	3	4	5	6	7	8	9	10
1	1:22.70	1:18.27	1:16.71	1:16.59	1:17.61	1:17.64	1:17.65	1:17.81	1:18.72	1:20.36
11	1:17.86	1:17.98	1:18.23	1:17.77	1:19.05	1:20.29	1:17.53	1:17.51	1:20.20	1:21.30
21	1:18.79	1:34.85								

216 Frederic WAKEMAN

Lap	1	2	3	4	5	6	7	8	9	10
1	1:13.03	1:08.93	1:08.91	1:09.00	1:08.38	1:09.07	1:09.66	1:09.02	1:09.00	1:09.80
11	1:09.77	1:08.95	1:10.08	1:09.97	1:10.14	1:09.87	1:09.87	1:09.55	1:10.12	1:09.88
21	1:10.68	1:09.91	1:09.62	1:09.71	1:10.13	1:11.25	1:11.30			

225 Stuart DEAN

Lap	1	2	3	4	5	6	7	8	9	10
-----	---	---	---	---	---	---	---	---	---	----

1	1:29.23	1:22.22	1:21.12	1:21.11	1:21.50	1:22.41	1:21.49	1:21.66	1:20.41	1:21.56
11	1:22.60	1:22.19	1:22.30	1:20.72	1:21.49	1:20.84	1:20.49	1:20.42	1:19.90	1:21.17
21	1:20.35	1:37.99	1:21.30							

Lap Chart

1950s SPORTS RACING CARS - RACE 14

Lap 1		Lap 2		Lap 3		Lap 4		Lap 5		Lap 6		Lap 7		Lap 8		Lap 9		Lap 10	
No	Time	No	Time	No	Time	No	Time	No	Time	No	Time	No	Time	No	Time	No	Time	No	Time
15	1:11.01	15	2:19.76	15	3:27.87	15	4:35.33	15	5:42.89	15	6:51.07	15	7:58.94	15	9:07.14	15	10:15.51	15	11:24.14
216	1:13.03	216	2:21.96	216	3:30.87	216	4:39.87	216	5:48.25	65	6:53.67 *1	216	8:06.98	213	9:07.17 *1	213	10:24.98 *1	12	11:25.24 *1
66	1:13.25	66	2:22.63	66	3:31.28	66	4:40.07	66	5:48.54	225	6:55.18 *1	66	8:08.18	216	9:16.00	216	10:25.00	216	11:34.80
7	1:13.93	24	2:22.98	24	3:31.60	24	4:40.88	24	5:50.73	66	6:56.88	7	8:14.51	66	9:16.78	66	10:25.20	66	11:35.00
24	1:14.37	7	2:23.99	7	3:33.37	7	4:42.93	7	5:52.21	116	6:57.31 *1	24	8:16.39	7	9:24.90	7	10:35.79	213	11:43.70 *1
20	1:16.11	115	2:28.09	115	3:37.88	115	4:47.68	115	5:57.40	216	6:57.32	65	8:17.54 *1	24	9:25.66	24	10:36.45	7	11:46.29
115	1:16.46	20	2:28.45	20	3:40.29	20	4:52.38	20	6:04.65	42	6:59.53 *1	225	8:17.59 *1	115	9:28.62	115	10:39.10	24	11:46.69
27	1:19.24	30	2:33.98	30	3:48.93	30	5:03.28	30	6:17.25	7	7:02.39	115	8:17.75	225	9:39.08 *1	20	10:53.57	115	11:49.58
30	1:19.67	27	2:35.03	85	3:49.53	85	5:03.90	85	6:18.33	24	7:03.05	116	8:18.49 *1	65	9:39.16 *1	116	10:59.73 *1	20	12:05.70
85	1:20.39	85	2:35.34	27	3:50.18	27	5:04.97	27	6:19.32	115	7:07.39	42	8:21.43 *1	116	9:39.76 *1	65	11:00.13 *1	116	12:20.01 *1
51	1:21.03	51	2:35.88	51	3:50.42	51	5:05.02	51	6:19.61	20	7:16.99	20	8:29.05	20	9:40.97	225	11:00.74 *1	65	12:20.10 *1
12	1:21.77	12	2:37.16	12	3:52.21	55	5:07.85	55	6:21.80	30	7:31.43	30	8:44.51	42	9:42.78 *1	42	11:03.14 *1	225	12:21.15 *1
213	1:22.70	55	2:37.86	55	3:52.68	12	5:08.74	12	6:23.58	85	7:32.02	85	8:45.69	30	9:58.23	30	11:12.59	42	12:23.49 *1
55	1:23.38	213	2:40.97	213	3:57.68	213	5:14.27	213	6:31.88	51	7:33.41	51	8:47.36	85	9:59.32	85	11:13.78	30	12:26.22
65	1:27.28	65	2:48.63	65	4:10.27	65	5:31.40			27	7:34.28	27	8:48.45	51	10:01.39	51	11:15.47	85	12:27.61
225	1:29.23	225	2:51.45	225	4:12.57	225	5:33.68			55	7:36.24	55	8:50.04	27	10:02.74	27	11:16.66	51	12:29.33
116	1:30.68	116	2:52.70	116	4:14.27	116	5:36.06			12	7:38.84	12	8:54.18	55	10:04.03	55	11:17.35	27	12:30.64
42	1:31.18	42	2:53.48	42	4:15.70	42	5:38.02			213	7:49.52			12	10:09.24			55	12:31.32

Lap Chart

1950s SPORTS RACING CARS - RACE 14

Lap 11		Lap 12		Lap 13		Lap 14		Lap 15		Lap 16		Lap 17		Lap 18		Lap 19		Lap 20	
No	Time	No	Time	No	Time	No	Time	No	Time	No	Time	No	Time	No	Time	No	Time	No	Time
15	12:32.46	15	13:42.03	15	14:52.85	15	16:00.74	15	17:08.79	15	18:16.87	15	19:26.88	15	20:35.12	15	21:43.98	15	22:52.63
12	12:41.06 *1	225	13:42.71 *2	30	14:53.98 *1	30	16:07.53 *1	30	17:21.76 *1	216	18:33.58	213	19:34.95 *2	216	20:53.00	116	21:51.22 *3	20	22:54.77 *1
66	12:42.97	51	13:43.21 *1	85	14:58.97 *1	85	16:13.13 *1	216	17:23.71	30	18:35.65 *1	216	19:43.45	213	20:55.24 *2	42	21:51.80 *3	65	23:03.02 *3
216	12:44.57	42	13:44.27 *2	27	14:59.34 *1	216	16:13.57	85	17:28.27 *1	85	18:41.84 *1	30	19:49.51 *1	30	21:02.79 *1	225	21:52.85 *3	42	23:11.40 *3
7	12:56.96	27	13:44.38 *1	51	14:59.63 *1	27	16:13.94 *1	27	17:29.14 *1	51	18:42.90 *1	85	19:55.59 *1	85	21:09.63 *1	216	22:03.12	116	23:12.03 *3
24	12:57.42	55	13:46.12 *1	66	15:01.44	51	16:14.44 *1	51	17:29.36 *1	27	18:44.30 *1	27	19:58.76 *1	7	21:12.81	213	22:12.77 *2	216	23:13.00
115	12:59.58	66	13:51.62	116	15:02.76 *2	55	16:20.28 *1	55	17:32.77 *1	55	18:45.72 *1	7	20:01.74	115	21:13.03	30	22:17.36 *1	225	23:13.34 *3
213	13:04.06 *1	216	13:53.52	65	15:03.28 *2	65	16:23.23 *2	12	17:41.14 *1	7	18:51.77	24	20:02.07	24	21:13.75	7	22:22.41	213	23:30.28 *2
20	13:17.49	12	13:55.99 *1	216	15:03.60	12	16:26.86 *1	7	17:41.53	24	18:52.52	115	20:02.45	27	21:14.28 *1	24	22:23.66	30	23:30.73 *1
30	13:40.05	7	14:07.85	55	15:03.61 *1	116	16:26.90 *2	24	17:42.04	115	18:52.73	51	20:09.46 *1	51	21:25.20 *1	115	22:24.16	7	23:32.33
116	13:40.87 *1	24	14:08.30	225	15:05.31 *2	225	16:27.50 *2	115	17:42.21	12	18:56.72 *1	12	20:11.77 *1	12	21:26.43 *1	85	22:24.48 *1	24	23:32.79
65	13:41.15 *1	115	14:09.13	42	15:06.57 *2	42	16:28.27 *2	65	17:44.05 *2	65	19:04.06 *2	55	20:13.34 *1	20	21:42.68	27	22:28.64 *1	115	23:34.52
85	13:41.91	213	14:21.92 *1	12	15:11.12 *1	7	16:28.53	116	17:48.85 *2	116	19:09.31 *2	65	20:23.62 *2	65	21:43.69 *2	51	22:40.24 *1	85	23:37.97 *1
		20	14:29.42	7	15:17.97	24	16:28.81	225	17:49.80 *2	225	19:10.52 *2	116	20:30.40 *2			12	22:41.02 *1	27	23:42.66 *1
				24	15:18.57	115	16:29.34	42	17:50.00 *2	42	19:10.71 *2	20	20:30.65					12	23:55.34 *1
				115	15:19.14	20	16:54.41	20	18:06.20	20	19:18.19	42	20:31.33 *2					51	23:55.66 *1
				213	15:39.90 *1	213	16:58.13 *1	213	18:15.90 *1			225	20:32.01 *2						
				20	15:41.32														

Lap Chart

1950s SPORTS RACING CARS - RACE 14

Lap 21		Lap 22		Lap 23		Lap 24		Lap 25		Lap 26		Lap 27		Lap 28		Lap 29		Lap 30	
No	Time	No	Time	No	Time	No	Time	No	Time	No	Time	No	Time	No	Time	No	Time	No	Time
15	24:01.05	15	25:09.73	15	26:18.04	15	27:26.93	15	28:35.62	15	29:45.46	15	30:53.49						
20	24:07.04 *1	51	25:10.17 *2	12	26:24.13 *2	27	27:27.53 *2	27	28:41.74 *2	42	29:49.59 *4	65	31:02.43 *4						
65	24:23.62 *3	20	25:18.60 *1	51	26:24.38 *2	213	27:30.57 *3	12	28:52.29 *2	85	29:51.28 *2	85	31:05.12 *2						
216	24:23.68	216	25:33.59	20	26:30.44 *1	12	27:38.39 *2	51	28:53.12 *2	116	29:54.25 *4	42	31:09.29 *4						
42	24:30.48 *3	65	25:43.25 *3	216	26:43.21	51	27:38.66 *2	20	28:53.33 *1	27	29:57.40 *2	27	31:12.01 *2						
116	24:31.78 *3	42	25:49.02 *3	65	27:02.83 *3	20	27:41.83 *1	216	29:03.05	20	30:05.05 *1	116	31:14.89 *4						
225	24:33.76 *3	116	25:51.92 *3	7	27:03.58	216	27:52.92	213	29:05.42 *3	12	30:07.15 *2	20	31:17.39 *1						
7	24:42.76	7	25:53.36	24	27:04.38	7	28:12.56	7	29:22.84	51	30:07.76 *2	12	31:21.45 *2						
24	24:43.99	24	25:53.62	115	27:05.80	24	28:14.38	24	29:23.29	225	30:13.17 *4	51	31:21.97 *2						
30	24:44.33 *1	225	25:53.66 *3	42	27:09.08 *3	115	28:15.57	115	29:25.53	216	30:14.30	216	31:25.60						
115	24:44.97	115	25:55.41	30	27:12.12 *1	65	28:22.45 *3	30	29:38.63 *1	7	30:31.78	225	31:34.47 *4						
213	24:50.48 *2	30	25:58.20 *1	116	27:14.28 *3	30	28:25.60 *1	65	29:42.68 *3	24	30:32.31	7	31:41.21						
85	24:51.81 *1	85	26:06.45 *1	225	27:14.83 *3	42	28:30.27 *3			115	30:36.39	24	31:41.93						
27	24:56.67 *1	27	26:11.33 *1	85	27:19.87 *1	116	28:34.34 *3			30	30:52.20 *1	115	31:46.98						
12	25:09.56 *1	213	26:11.78 *2			225	28:35.18 *3					30	32:05.29 *1						
						85	28:35.24 *1												



HGPCA RACE FOR PRE-1966 GRAND PRIX CARS (Race 2)

RESULT - RACE 15

PI	No	CI	Name	Car	Laps	Time	Behind	MPH	Best Lap on	MPH	
1	3	12	Barry CANNELL	Brabham BT11A	19	20:20.23		91.87	1:03.15	8	93.43
2	25	11	Andy MIDDLEHURST	Lotus 25 R4	19	20:28.59	8.36	91.25	1:03.56	13	92.83
3	11	12	Jon FAIRLEY	Brabham BT11/19	19	20:50.59	30.36	89.64	1:03.30	10	93.21
4	9	9	Mark DANIELL	Cooper T45	19	20:55.36	35.13	89.30	1:04.93	19	90.87
5	12	7b	Rudi FRIEDRICH	Cooper T53	19	20:55.80	35.57	89.27	1:04.35	19	91.69
6	2	7b	Rod JOLLEY	Cooper T45/51	19	20:57.67	37.44	89.14	1:04.95	19	90.85
7	24	7b	Charles McCABE	Lotus 18 907	19	20:59.38	39.15	89.02	1:04.26	15	91.82
8	43	9	Charles GILLETT	Cooper T43	19	21:24.32	1:04.09	87.29	1:06.38	17	88.89
9	99	12	John EVANS	Brabham BT4	19	21:25.44	1:05.21	87.21	1:06.28	11	89.02
10	37	10	Eddy PERK	Heron F1	18	20:21.36	1 Lap	86.96	1:06.32	10	88.97
11	21	10	Alex MORTON	Lotus 21 939/952	18	20:23.31	1 Lap	86.82	1:06.33	18	88.96
12	20	7b	Marshall BAILEY	JBW F1 (ir Cooper T51)	18	20:39.32	1 Lap	85.70	1:07.70	15	87.16
13	27	9	Steve HART	Cooper T51	18	20:50.24	1 Lap	84.95	1:08.32	8	86.36
14	17	10	Alan BAILLIE	LDS 007	18	21:04.88	1 Lap	83.97	1:08.76	16	85.81
15	28	11	Harindra DE SILVA	Scirocco BRM	18	21:05.58	1 Lap	83.92	1:07.72	8	87.13
16	38	Inv	Tony BEST	Ferrari Dino BR01	18	21:15.88	1 Lap	83.24	1:09.21	13	85.25
17	32	10	Bernardo HARTOGS	Lotus 18/21 916	18	21:30.95	1 Lap	82.27	1:09.92	8	84.39
18	34	7c	John BUSSEY	Cooper T43	17	20:23.50	2 Laps	81.98	1:10.79	11	83.35
19	19	Inv	Paul GRANT	Cooper Bristol Mk 2 3/52	17	20:32.68	2 Laps	81.37	1:11.06	11	83.03
20	143	7c	Robi BERNBERG	Cooper T43	17	20:37.42	2 Laps	81.06	1:11.31	6	82.74
21	45	7c	Scotty TAYLOR	Cooper T43	16	20:49.29	3 Laps	75.57	1:15.76	16	77.88

Not-Classified

14	7b		Tom DARK	Cooper T51	1960	15	16:54.68	DNF	87.23	1:04.75	11	91.13
36	10		John DELANE	Lotus 21 934	1961	8	9:53.70	DNF	79.51	1:09.59	5	84.79

Fastest Lap

37	10		Eddy PERK	Heron F1				1:06.32	10	88.97
25	11		Andy MIDDLEHURST	Lotus 25 R4				1:03.56	13	92.83
3	12		Barry CANNELL	Brabham BT11A				1:03.15	8	93.43
24	7b		Charles McCABE	Lotus 18 907				1:04.26	15	91.82
34	7c		John BUSSEY	Cooper T43				1:10.79	11	83.35
9	9		Mark DANIELL	Cooper T45				1:04.93	19	90.87
38	Inv		Tony BEST	Ferrari Dino BR01				1:09.21	13	85.25

Start Time : 14:30

Silverstone

22 Apr 18 14:53

Clerk of Course:

Time Issued:

Chief Timekeeper:

THESE RESULTS ARE PROVISIONAL UNTIL THE CONCLUSION OF ANY JUDICIAL AND TECHNICAL MATTERS

Timing by HS Sports Ltd - Results and Lap Times at www.theresultslive.co.uk/vintage-sports-car-club

RACE GRID

HGPCA RACE FOR PRE-1966 GRAND PRIX CARS (Race 2)

RACE 15 - Amended

34 John BUSSEY

128 Eddie McGUIRE

45 Scotty TAYLOR

19 Paul GRANT

17 Alan BAILLIE

38 Tony BEST

20 Marshall BAILEY

37 Eddy PERK

43 Charles GILLETT

9 Mark DANIELL

2 Rod JOLLEY

25 Andy MIDDLEHURST

11 Jon FAIRLEY

32 Bernardo HARTOGS

12 Rudi FRIEDRICHS

143 Robi BERNBERG

36 John DELANE

28 Harindra DE SILVA

27 Steve HART

21 Alex MORTON

99 John EVANS

24 Charles McCABE

14 Tom DARK

3 Barry CANNELL

POLE

HGPCA RACE FOR PRE-1966 GRAND PRIX CARS (Race 2)

LAP TIMES - RACE 15

2	Rod JOLLEY									
Lap	1	2	3	4	5	6	7	8	9	10
1	1:10.55	1:06.45	1:06.88	1:05.79	1:05.95	1:05.92	1:05.72	1:05.79	1:05.55	1:05.60
11	1:06.12	1:05.83	1:05.75	1:05.65	1:05.98	1:07.06	1:06.64	1:05.49	1:04.95	
3	Barry CANNELL									
Lap	1	2	3	4	5	6	7	8	9	10
1	1:08.28	1:04.39	1:04.35	1:04.17	1:03.99	1:03.39	1:03.34	1:03.15	1:04.31	1:04.35
11	1:03.69	1:03.96	1:03.55	1:03.72	1:03.50	1:04.84	1:04.66	1:04.08	1:04.51	
9	Mark DANIELL									
Lap	1	2	3	4	5	6	7	8	9	10
1	1:12.08	1:06.81	1:06.62	1:06.17	1:05.73	1:05.95	1:05.63	1:05.04	1:05.66	1:05.67
11	1:05.72	1:06.40	1:05.70	1:05.59	1:05.44	1:05.60	1:05.18	1:05.44	1:04.93	
11	Jon FAIRLEY									
Lap	1	2	3	4	5	6	7	8	9	10
1	1:17.20	1:07.38	1:15.33	1:05.37	1:04.06	1:05.15	1:04.90	1:04.02	1:03.62	1:03.30
11	1:03.93	1:05.53	1:05.21	1:04.76	1:03.55	1:03.72	1:03.90	1:04.64	1:05.02	
12	Rudi FRIEDRICHS									
Lap	1	2	3	4	5	6	7	8	9	10
1	1:16.18	1:07.44	1:07.26	1:06.28	1:05.28	1:05.59	1:05.31	1:05.54	1:05.08	1:05.19
11	1:04.89	1:05.28	1:04.85	1:05.18	1:05.30	1:06.41	1:05.41	1:04.98	1:04.35	
14	Tom DARK									
Lap	1	2	3	4	5	6	7	8	9	10
1	1:30.90	1:06.12	1:07.53	1:05.91	1:06.60	1:05.91	1:05.29	1:05.73	1:06.27	1:05.76
11	1:04.75	1:06.38	1:05.99	1:05.52	1:06.02					
17	Alan BAILLIE									
Lap	1	2	3	4	5	6	7	8	9	10
1	1:16.99	1:10.36	1:10.54	1:10.26	1:10.22	1:11.25	1:10.68	1:09.89	1:09.23	1:09.85
11	1:10.50	1:09.64	1:09.86	1:08.83	1:09.80	1:08.76	1:09.13	1:09.09		
19	Paul GRANT									
Lap	1	2	3	4	5	6	7	8	9	10
1	1:19.96	1:11.48	1:11.74	1:12.23	1:12.38	1:11.93	1:11.62	1:11.77	1:11.34	1:11.24
11	1:11.06	1:11.64	1:13.27	1:12.08	1:12.32	1:12.86	1:13.76			
20	Marshall BAILEY									
Lap	1	2	3	4	5	6	7	8	9	10
1	1:15.44	1:08.16	1:08.50	1:08.19	1:08.39	1:10.21	1:07.78	1:08.22	1:08.37	1:07.78
11	1:08.71	1:08.18	1:07.95	1:08.24	1:07.70	1:09.27	1:09.64	1:08.59		
21	Alex MORTON									
Lap	1	2	3	4	5	6	7	8	9	10
1	1:15.65	1:09.44	1:08.68	1:07.78	1:07.53	1:09.62	1:07.33	1:06.83	1:07.31	1:07.20
11	1:06.89	1:07.05	1:07.17	1:07.16	1:06.94	1:07.35	1:07.05	1:06.33		

24	Charles McCABE									
Lap	1	2	3	4	5	6	7	8	9	10
1	1:11.24	1:06.25	1:06.95	1:06.12	1:05.79	1:06.10	1:05.99	1:05.24	1:05.59	1:05.77
11	1:05.52	1:06.33	1:06.99	1:07.55	1:04.26	1:06.28	1:05.74	1:05.91	1:05.76	
25	Andy MIDDLEHURST									
Lap	1	2	3	4	5	6	7	8	9	10
1	1:07.81	1:04.24	1:04.37	1:04.04	1:04.00	1:03.93	1:04.24	1:03.68	1:04.53	1:04.67
11	1:04.59	1:04.52	1:03.56	1:04.57	1:04.03	1:03.56	1:04.27	1:06.76	1:07.22	
27	Steve HART									
Lap	1	2	3	4	5	6	7	8	9	10
1	1:16.01	1:10.33	1:08.64	1:08.60	1:08.51	1:08.41	1:09.48	1:08.32	1:08.84	1:08.90
11	1:08.53	1:08.93	1:09.91	1:09.09	1:09.15	1:09.45	1:09.69	1:09.45		
28	Harindra DE SILVA									
Lap	1	2	3	4	5	6	7	8	9	10
1	1:21.29	1:12.65	1:11.35	1:10.98	1:09.85	1:08.08	1:08.50	1:07.72	1:09.55	1:11.38
11	1:09.49	1:09.14	1:09.58	1:08.85	1:09.65	1:08.63	1:09.92	1:08.97		
32	Bernardo HARTOGS									
Lap	1	2	3	4	5	6	7	8	9	10
1	1:23.07	1:11.56	1:10.92	1:11.86	1:11.18	1:10.77	1:10.47	1:09.92	1:11.97	1:11.80
11	1:10.01	1:10.03	1:10.34	1:10.80	1:11.82	1:11.59	1:11.60	1:11.24		
34	John BUSSEY									
Lap	1	2	3	4	5	6	7	8	9	10
1	1:21.10	1:11.84	1:11.39	1:11.28	1:11.97	1:10.87	1:11.27	1:12.15	1:10.80	1:11.22
11	1:10.79	1:11.34	1:11.42	1:11.23	1:10.90	1:11.73	1:12.20			
36	John DELANE									
Lap	1	2	3	4	5	6	7	8	9	10
1	1:20.23	1:12.07	1:11.25	1:11.24	1:09.59	1:11.49	1:10.92	1:26.91		
37	Eddy PERK									
Lap	1	2	3	4	5	6	7	8	9	10
1	1:15.11	1:09.58	1:08.50	1:07.93	1:07.57	1:08.34	1:06.67	1:07.34	1:06.91	1:06.32
11	1:07.19	1:06.61	1:07.42	1:06.86	1:07.34	1:06.85	1:06.51	1:08.31		
38	Tony BEST									
Lap	1	2	3	4	5	6	7	8	9	10
1	1:18.10	1:09.41	1:10.75	1:10.52	1:10.20	1:10.81	1:10.57	1:09.48	1:09.98	1:11.42
11	1:11.24	1:10.05	1:09.21	1:09.77	1:12.55	1:10.42	1:10.95	1:10.45		
43	Charles GILLETT									
Lap	1	2	3	4	5	6	7	8	9	10
1	1:11.93	1:07.06	1:08.17	1:07.84	1:08.58	1:07.92	1:08.45	1:07.72	1:07.39	1:07.12
11	1:07.11	1:07.64	1:07.01	1:06.44	1:06.74	1:07.14	1:06.38	1:07.08	1:06.60	
45	Scotty TAYLOR									
Lap	1	2	3	4	5	6	7	8	9	10
1	1:24.45	1:16.32	1:16.24	1:17.67	1:18.90	1:19.39	1:19.42	1:18.33	1:16.58	1:19.50
11	1:19.09	1:17.43	1:17.95	1:16.24	1:16.02	1:15.76				

99 John EVANS

Lap	1	2	3	4	5	6	7	8	9	10
1	1:14.54	1:08.18	1:07.93	1:08.09	1:07.61	1:07.23	1:07.48	1:08.24	1:06.96	1:07.01
11	1:06.28	1:06.64	1:06.46	1:06.82	1:06.55	1:07.05	1:06.36	1:08.90	1:07.11	

143 Robi BERNBERG

Lap	1	2	3	4	5	6	7	8	9	10
1	1:19.79	1:13.30	1:12.04	1:12.15	1:11.76	1:11.31	1:11.96	1:11.80	1:11.54	1:12.94
11	1:12.29	1:12.88	1:12.83	1:13.17	1:12.96	1:12.26	1:12.44			

Lap Chart

HGPCA RACE FOR PRE-1966 GRAND PRIX CARS (Race 2) - RACE 15

Lap 1		Lap 2		Lap 3		Lap 4		Lap 5		Lap 6		Lap 7		Lap 8		Lap 9		Lap 10	
No	Time	No	Time	No	Time	No	Time	No	Time	No	Time	No	Time	No	Time	No	Time	No	Time
25	1:07.81	25	2:12.05	25	3:16.42	25	4:20.46	25	5:24.46	25	6:28.39	3	7:31.91	3	8:35.06	3	9:39.37	3	10:43.72
3	1:08.28	3	2:12.67	3	3:17.02	3	4:21.19	3	5:25.18	3	6:28.57	25	7:32.63	25	8:36.31	32	9:39.75 *1	25	10:45.51
2	1:10.55	2	2:17.00	2	3:23.88	2	4:29.67	2	5:35.62	45	6:33.58 *1	2	7:47.26	2	8:53.05	25	9:40.84	32	10:51.72 *1
24	1:11.24	24	2:17.49	24	3:24.44	24	4:30.56	24	5:36.35	2	6:41.54	24	7:48.44	24	8:53.68	34	9:41.87 *1	34	10:52.67 *1
43	1:11.93	9	2:18.89	9	3:25.51	9	4:31.68	9	5:37.41	24	6:42.45	9	7:48.99	9	8:54.03	19	9:43.11 *1	19	10:54.45 *1
9	1:12.08	43	2:18.99	43	3:27.16	43	4:35.00	12	5:42.44	9	6:43.36	45	7:52.97 *1	12	8:58.88	143	9:44.11 *1	143	10:55.65 *1
99	1:14.54	99	2:22.72	99	3:30.65	12	4:37.16	43	5:43.58	12	6:48.03	11	7:53.34	11	9:03.41	36	9:53.70 *1	2	11:04.20
37	1:15.11	20	2:23.60	12	3:30.88	99	4:38.74	99	5:46.35	43	6:51.50	11	7:59.39	43	9:07.67	43	9:58.60	24	11:05.04
20	1:15.44	12	2:23.62	20	3:32.10	20	4:40.29	20	5:48.68	99	6:53.58	43	7:59.95	99	9:09.30	24	9:59.27	9	11:05.36
21	1:15.65	11	2:24.58	37	3:33.19	37	4:41.12	37	5:48.69	11	6:54.49	99	8:01.06	37	9:11.04	9	9:59.69	12	11:09.15
27	1:16.01	37	2:24.69	21	3:33.77	21	4:41.55	21	5:49.08	37	6:57.03	37	8:03.70	37	9:12.39 *1	12	10:03.96	11	11:10.33
12	1:16.18	21	2:25.09	27	3:34.98	27	4:43.58	11	5:49.34	21	6:58.70	21	8:06.03	21	9:12.86	11	10:07.03	43	11:22.18
17	1:16.99	27	2:26.34	17	3:37.89	11	4:45.28	27	5:52.09	20	6:58.89	20	8:06.67	14	9:13.99	43	10:15.06	99	11:23.27
11	1:17.20	17	2:27.35	38	3:38.26	17	4:48.15	14	5:57.06	27	7:00.50	14	8:08.26	20	9:14.89	99	10:16.26	37	11:24.27
38	1:18.10	38	2:27.51	11	3:39.91	38	4:48.78	17	5:58.37	14	7:02.97	27	8:09.98	27	9:18.30	37	10:17.95	14	11:26.02
143	1:19.79	19	2:31.44	19	3:43.18	14	4:50.46	38	5:58.98	17	7:09.62	17	8:20.30	38	9:29.84	21	10:20.17	21	11:27.37
19	1:19.96	36	2:32.30	36	3:43.55	36	4:54.79	36	6:04.38	38	7:09.79	38	8:20.36	17	9:30.19	14	10:20.26	20	11:31.04
36	1:20.23	34	2:32.94	34	3:44.33	19	4:55.41	28	6:06.12	28	7:14.20	28	8:22.70	28	9:30.42	20	10:23.26	27	11:36.04
34	1:21.10	143	2:33.09	14	3:44.55	34	4:55.61	34	6:07.58	36	7:15.87	36	8:26.79			27	10:27.14	45	11:47.30 *1
28	1:21.29	28	2:33.94	143	3:45.13	28	4:56.27	19	6:07.79	34	7:18.45	34	8:29.72			45	10:30.72 *1		
32	1:23.07	32	2:34.63	28	3:45.29	143	4:57.28	32	6:08.59	32	7:19.36	32	8:29.83			17	10:39.42		
45	1:24.45	14	2:37.02	32	3:45.55	32	4:57.41	143	6:09.04	19	7:19.72	19	8:31.34			38	10:39.82		
14	1:30.90	45	2:40.77	45	3:57.01	45	5:14.68			143	7:20.35	143	8:32.31			28	10:39.97		

Lap Chart

HGPCA RACE FOR PRE-1966 GRAND PRIX CARS (Race 2) - RACE 15

Lap 11		Lap 12		Lap 13		Lap 14		Lap 15		Lap 16		Lap 17		Lap 18		Lap 19		Lap 20	
No	Time	No	Time	No	Time	No	Time	No	Time	No	Time	No	Time	No	Time	No	Time	No	Time
3	11:47.41	3	12:51.37	3	13:54.92	3	14:58.64	3	16:02.14	3	17:06.98	3	18:11.64	3	19:15.72	3	20:20.23		
17	11:49.27 *1	25	12:54.62	25	13:58.18	25	15:02.75	20	16:04.12 *1	25	17:10.34	143	18:12.72 *2	21	19:16.98 *1	37	20:21.36 *1		
25	11:50.10	17	12:59.77 *1	17	14:09.41 *1	27	15:03.41 *1	25	16:06.78	20	17:11.82 *1	25	18:14.61	19	19:18.92 *2	21	20:23.31 *1		
38	11:51.24 *1	28	13:00.84 *1	28	14:09.98 *1	17	15:19.27 *1	27	16:12.50 *1	27	17:21.65 *1	45	18:17.51 *3	25	19:21.37	34	20:23.50 *2		
28	11:51.35 *1	38	13:02.48 *1	38	14:12.53 *1	28	15:19.56 *1	17	16:28.10 *1	11	17:37.03	20	18:21.09 *1	143	19:24.98 *2	25	20:28.59		
32	12:03.52 *1	45	13:06.80 *2	2	14:21.90	38	15:21.74 *1	28	16:28.41 *1	17	17:37.90 *1	27	18:31.10 *1	20	19:30.73 *1	19	20:32.68 *2		
34	12:03.89 *1	32	13:13.53 *1	9	14:23.18	2	15:27.55	38	16:31.51 *1	28	17:38.06 *1	11	18:40.93	45	19:33.53 *3	143	20:37.42 *2		
19	12:05.69 *1	34	13:14.68 *1	32	14:23.56 *1	9	15:28.77	11	16:33.31	9	17:39.81	9	18:44.99	27	19:40.79 *1	20	20:39.32 *1		
143	12:08.59 *1	2	13:16.15	24	14:23.88	12	15:29.35	2	16:33.53	2	17:40.59	12	18:46.47	11	19:45.57	45	20:49.29 *3		
2	12:10.32	19	13:16.75 *1	12	14:24.17	11	15:29.76	9	16:34.21	12	17:41.06	17	18:46.66 *1	9	19:50.43	27	20:50.24 *1		
24	12:10.56	24	13:16.89	11	14:25.00	24	15:31.43	12	16:34.65	24	17:41.97	28	18:46.69 *1	12	19:51.45	11	20:50.59		
9	12:11.08	9	13:17.48	45	14:25.89 *2	32	15:33.90 *1	24	16:35.69	38	17:44.06 *1	2	18:47.23	2	19:52.72	9	20:55.36		
12	12:14.04	12	13:19.32	34	14:26.02 *1	34	15:37.44 *1	32	16:44.70 *1	32	17:56.52 *1	24	18:47.71	24	19:53.62	12	20:55.80		
11	12:14.26	11	13:19.79	19	14:28.39 *1	19	15:41.66 *1	34	16:48.67 *1	34	17:59.57 *1	38	18:54.48 *1	17	19:55.79 *1	2	20:57.67		
43	12:29.29	143	13:20.88 *1	143	14:33.76 *1	45	15:43.32 *2	19	16:53.74 *1	99	18:03.07	32	19:08.11 *1	28	19:56.61 *1	24	20:59.38		
99	12:29.55	99	13:36.19	99	14:42.65	143	15:46.59 *1	14	16:54.68	43	18:04.26	99	19:09.43	38	20:05.43 *1	17	21:04.88 *1		
14	12:30.77	43	13:36.93	14	14:43.14	14	15:48.66	99	16:56.02	19	18:06.06 *1	43	19:10.64	43	20:17.72	28	21:05.58 *1		
37	12:31.46	14	13:37.15	43	14:43.94	99	15:49.47	43	16:57.12	37	18:06.54	34	19:11.30 *1	99	20:18.33	38	21:15.88 *1		
21	12:34.26	37	13:38.07	37	14:45.49	43	15:50.38	37	16:59.69	21	18:09.93	37	19:13.05	32	20:19.71 *1	43	21:24.32		
20	12:39.75	21	13:41.31	21	14:48.48	37	15:52.35	143	16:59.76 *1							99	21:25.44		
27	12:44.57	20	13:47.93	20	14:55.88	21	15:55.64	45	17:01.27 *2							32	21:30.95 *1		
		27	13:53.50					21	17:02.58										



ALL-COMERS HANDICAP FOR PRE-WAR CARS (VSCC SET 6)

RESULT - RACE 16

PI	No	CI	Name	Car	Year	Laps	Time	Behind	MPH	Best Lap on	MPH
1	158		Douglas MARTIN	Hillegass Sprint Car	1937	5	7:50.25		68.57	1:23.39	3 70.76
2	136		Heinz STAMM	Aston Martin Speed Model	1937	5	7:50.54	0.29	68.52	1:24.47	3 69.85
3	120		William ELBOURN	Riley 12/4 Special	1933	5	7:52.01	1.76	68.29	1:23.59	3 70.59
4	94		Richard BRADLEY	Aston Martin Ulster	1935	5	7:52.09	1.84	68.28	1:24.26	5 70.03
5	82		Richard ILIFFE	Riley Elf	1934	5	7:52.24	1.99	72.44	1:18.75	2 74.93
6	179		Hugh BIRLEY	Austin 7 Ulster	1930	5	7:53.72	3.47	62.28	1:33.61	3 63.03
7	202		Vivian BUSH	Bentley 3 Litre	1925	5	7:54.09	3.84	57.00	1:39.69	2 59.19
8	135		Alexander HEWITSON	Riley 12/4 Special	1937	5	7:55.27	5.02	67.78	1:24.43	3 69.89
9	173		Charles GODDARD	MG PA-PB	1934	5	7:56.13	5.88	63.98	1:29.96	5 65.59
10	167		David ASPLIN	Austin 7 Ulster Replica	1931	5	8:00.44	10.19	61.41	1:34.49	2 62.44
11	183		Ian FYFE	Alvis 12/70 Special	1937	5	8:01.72	11.47	57.32	1:40.23	3 58.87
12	150		George SCHOLEY	Austin Ulster	1931	5	8:04.86	14.61	54.27	1:46.43	3 55.44
13	203		Martin NASH	Austin Seven Ulster	1930	5	8:06.34	16.09	50.07	1:55.80	3 50.95
14	97		Stephen RIDDINGTON	Riley TT Sprite Replica	1939	5	8:07.90	17.65	67.37	1:24.68	4 69.68
15	109		Nicholas POWELL	Austin/MG LA Special	1928/34	5	8:07.93	17.68	65.86	1:26.95	2 67.86
16	191		Philip PARKINSON	Austin AD Tourer	1928	5	8:13.27	23.02	55.11	1:43.27	4 57.14
17	185		Roland WOODTLI	Riley 15/6 Special	1935	5	8:14.09	23.84	55.65	1:43.05	4 57.26
18	201		Cyril HANCOCK	Fiat New Balilla	1938	5	8:15.01	24.76	53.04	1:45.63	2 55.86
19	193		Bartek BALICKI	Aston Martin 15/98	1937	5	8:15.34	25.09	55.49	1:43.10	4 57.23
20	95		Mark HAYWARD	Alvis FD 12/75 Fwd	1928	5	8:23.52	33.27	52.04	1:49.46	2 53.90

Not-Classified

156			Anthony FENWICK-WILSON	Railton LS Tourer	1935/37	2	4:06.09	DNF	51.07	2:12.50	2 44.53
-----	--	--	------------------------	-------------------	---------	---	---------	-----	-------	---------	---------

Fastest Lap

82			Richard ILIFFE	Riley Elf	1934					1:18.75	2 74.93
----	--	--	----------------	-----------	------	--	--	--	--	---------	---------

Start Time : 15:01

Silverstone

22 Apr 18 15:12

Clerk of Course:

Time Issued:

Chief Timekeeper:

THESE RESULTS ARE PROVISIONAL UNTIL THE CONCLUSION OF ANY JUDICIAL AND TECHNICAL MATTERS

Timing by HS Sports Ltd - Results and Lap Times at www.theresultslive.co.uk/vintage-sports-car-club

RACE GRID

ALL-COMERS HANDICAP FOR PRE-WAR CARS (VSCC SET 6)

RACE 16

ROW 14		
ROW 13		183 +70 Secs [1 CR] Ian FYFE
ROW 12	185 +70 Secs [1 CR] Roland WOODTLI	193 +70 Secs [1 CR] Bartek BALICKI
ROW 11	191 +65 Secs [1 CR] Philip PARKINSON	82 +65 Secs Richard ILIFFE
ROW 10		202 +60 Secs [1 CR] Vivian BUSH
ROW 9	201 +50 Secs [1 CR] Cyril HANCOCK	150 +50 Secs [1 CR] George SCHOLEY
ROW 8	95 +50 Secs [1 CR] Mark HAYWARD	97 +50 Secs Stephen RIDDINGTON
ROW 7		710 +40 Secs [1 CR] Michael BARBER
ROW 6	109 +40 Secs Nicholas POWELL	158 +40 Secs Douglas MARTIN
ROW 5	120 +40 Secs William ELBOURN	136 +40 Secs Heinz STAMM
ROW 4	135 +40 Secs Alexander HEWITSON	94 +40 Secs Richard BRADLEY
ROW 3	203 +15 Secs [1 CR] Martin NASH	33 +15 Secs Keith ASHWORTH
ROW 2	156 +15 Secs Anthony FENWICK-WILS	173 +15 Secs Charles GODDARD
ROW 1	179 - Hugh BIRLEY	167 - David ASPLIN

Grid Used: Yellow Markings

POLE

ALL-COMERS HANDICAP FOR PRE-WAR CARS (VSCC SET 6)

LAP TIMES - RACE 16

82	Richard ILIFFE										
	Lap	1	2	3	4	5	6	7	8	9	10
	1	2:35.38	1:18.75	1:18.76	1:19.42	1:19.93					
94	Richard BRADLEY										
	Lap	1	2	3	4	5	6	7	8	9	10
	1	2:12.98	1:24.96	1:24.85	1:25.04	1:24.26					
95	Mark HAYWARD										
	Lap	1	2	3	4	5	6	7	8	9	10
	1		2:47.77	1:49.46	1:51.59	1:54.70					
97	Stephen RIDDINGTON										
	Lap	1	2	3	4	5	6	7	8	9	10
	1	2:20.20	1:26.23	1:26.39	1:24.68	1:30.40					
109	Nicholas POWELL										
	Lap	1	2	3	4	5	6	7	8	9	10
	1	2:14.15	1:26.95	1:28.42	1:29.67	1:28.74					
120	William ELBOURN										
	Lap	1	2	3	4	5	6	7	8	9	10
	1	2:10.45	1:24.09	1:23.59	1:25.35	1:28.53					
135	Alexander HEWITSON										
	Lap	1	2	3	4	5	6	7	8	9	10
	1	2:13.04	1:24.78	1:24.43	1:26.25	1:26.77					
136	Heinz STAMM										
	Lap	1	2	3	4	5	6	7	8	9	10
	1	2:09.39	1:24.65	1:24.47	1:25.04	1:26.99					
150	George SCHOLEY										
	Lap	1	2	3	4	5	6	7	8	9	10
	1		2:14.90	2:14.91	1:46.43	1:48.62					
156	Anthony FENWICK-WILSON										
	Lap	1	2	3	4	5	6	7	8	9	10
	1	1:53.59	2:12.50								
158	Douglas MARTIN										
	Lap	1	2	3	4	5	6	7	8	9	10
	1	2:10.89	1:24.72	1:23.39	1:25.10	1:26.15					
167	David ASPLIN										
	Lap	1	2	3	4	5	6	7	8	9	10
	1	1:37.67	1:34.49	1:35.32	1:37.06	1:35.90					
173	Charles GODDARD										
	Lap	1	2	3	4	5	6	7	8	9	10
	1	1:52.48	1:31.19	1:31.01	1:31.49	1:29.96					

179	Hugh BIRLEY										
	Lap	1	2	3	4	5	6	7	8	9	10
	1	1:37.22	1:34.24	1:33.61	1:34.52	1:34.13					
183	Ian FYFE										
	Lap	1	2	3	4	5	6	7	8	9	10
	1		2:58.01	1:41.00	1:40.23	1:42.48					
185	Roland WOODTLI										
	Lap	1	2	3	4	5	6	7	8	9	10
	1		3:00.56	1:43.36	1:47.12	1:43.05					
191	Philip PARKINSON										
	Lap	1	2	3	4	5	6	7	8	9	10
	1		2:57.64	1:45.25	1:47.11	1:43.27					
193	Bartek BALICKI										
	Lap	1	2	3	4	5	6	7	8	9	10
	1		3:01.10	1:43.48	1:47.66	1:43.10					
201	Cyril HANCOCK										
	Lap	1	2	3	4	5	6	7	8	9	10
	1		2:43.96	1:45.63	1:46.52	1:58.90					
202	Vivian BUSH										
	Lap	1	2	3	4	5	6	7	8	9	10
	1		2:53.85	1:39.69	1:40.37	1:40.18					
203	Martin NASH										
	Lap	1	2	3	4	5	6	7	8	9	10
	1		2:18.73	1:55.97	1:55.80	1:55.84					

Lap Chart

ALL-COMERS HANDICAP FOR PRE-WAR CARS (VSCC SET 6) - RACE 16

Lap 1		Lap 2		Lap 3		Lap 4		Lap 5		Lap 6		Lap 7		Lap 8		Lap 9		Lap 10	
No	Time	No	Time	No	Time	No	Time	No	Time	No	Time	No	Time	No	Time	No	Time	No	Time
179	1:37.22	150	2:14.90	203	4:14.70	203	6:10.50	158	7:50.25										
167	1:37.67	203	2:18.73	201	4:29.59	202	6:13.91	136	7:50.54										
173	1:52.48	97	2:20.20 *1	150	4:29.81	201	6:16.11	120	7:52.01										
156	1:53.59	82	2:35.38 *1	202	4:33.54	150	6:16.24	94	7:52.09										
136	2:09.39	201	2:43.96	95	4:37.23	183	6:19.24	82	7:52.24										
120	2:10.45	95	2:47.77	183	4:39.01	179	6:19.59	179	7:53.72										
158	2:10.89	202	2:53.85	191	4:42.89	120	6:23.48	202	7:54.09										
94	2:12.98	191	2:57.64	185	4:43.92	136	6:23.55	135	7:55.27										
135	2:13.04	183	2:58.01	193	4:44.58	158	6:24.10	173	7:56.13										
109	2:14.15	185	3:00.56	179	4:45.07	167	6:24.54	167	8:00.44										
		193	3:01.10	167	4:47.48	173	6:26.17	183	8:01.72										
		179	3:11.46	173	4:54.68	94	6:27.83	150	8:04.86										
		167	3:12.16	120	4:58.13	135	6:28.50	203	8:06.34										
		173	3:23.67	136	4:58.51	95	6:28.82	97	8:07.90										
		136	3:34.04	158	4:59.00	191	6:30.00	109	8:07.93										
		120	3:34.54	135	5:02.25	185	6:31.04	191	8:13.27										
		158	3:35.61	94	5:02.79	193	6:32.24	185	8:14.09										
		135	3:37.82	109	5:09.52	82	6:32.31	201	8:15.01										
		94	3:37.94	97	5:12.82	97	6:37.50	193	8:15.34										
		109	3:41.10	82	5:12.89	109	6:39.19	95	8:23.52										
		97	3:46.43																
		82	3:54.13																
		156	4:06.09																



THE GP ITALIA AND LANCHESTER TROPHIES RACE

RESULT - RACE 17

PI	No	CI	Name	Car	Year	Laps	Time	Behind	MPH	Best Lap on	MPH
1	32		Robin TULUIE	Riley Menasco Pirate	1929	13	15:53.38		80.46	1:12.40	5 81.50
2	90		Tim LLEWELLYN	Bentley 3/8 2Str	1926/30	13	16:00.07	6.69	79.90	1:12.70	2 81.16
3	39		Julian MAJZUB	Bugatti Type 35B	1927	13	16:17.05	23.67	78.51	1:14.24	12 79.48
4	56		Patrick BLAKENEY-EDWARDS	Frazer Nash Super Sports	1930	13	16:30.02	36.64	77.48	1:15.41	4 78.24 *
5	61		Chris HUDSON	Bugatti T35B	1925	13	16:47.24	53.86	76.15	1:16.18	9 77.45
6	62		Dougal CAWLEY	GN/Ford Piglet	1929	13	16:48.52	55.14	76.06	1:16.49	11 77.14
7	331		Michael GRANT PETERKIN	Frazer Nash Super Sports	1928	13	17:06.70	1:13.32	74.71	1:17.90	8 75.74
8	54		Sue DARBYSHIRE	Morgan Super Aero	1929	12	15:56.24	1 Lap	74.05	1:18.52	4 75.15
9	218		Clive MORLEY	Bentley 3/4 1/2 Litre	1929	12	16:06.60	1 Lap	73.25	1:18.90	4 74.78
10	217		James MORLEY	Bentley 3/4 1/2 Litre	1929	12	16:19.58	1 Lap	72.28	1:19.48	4 74.24
11	101		Bruce STOPS	Bugatti T35/44	1928	12	16:52.77	1 Lap	69.91	1:22.74	2 71.31
12	108		Ralf EMMERLING	Riley Brooklands	1928	12	17:16.73	1 Lap	68.30	1:24.24	9 70.04
13	184		Guy NORTHAM	Bentley 4 1/2 Litre	1928	10	16:20.81	3 Laps	60.16	1:36.07	9 61.42
14	202		Vivian BUSH	Bentley 3 Litre	1925	10	16:48.50	3 Laps	58.51	1:38.96	10 59.62

Not-Classified

53	Tony LEES	AC/GN Cognac	1925	9	11:31.54	DNF	76.79	1:14.57	7 79.13
86	Oliver LLEWELLYN	Bentley 4.5	1927	6	8:02.69	DNF	73.34	1:18.10	4 75.55

Fastest Lap

32	Robin TULUIE	Riley Menasco Pirate	1929					1:12.40	5 81.50
----	--------------	----------------------	------	--	--	--	--	---------	---------

No 217 - Time Includes 5s Penalty For ExceedingTrack Limits

*** = handicap winner

Start Time : 15:22

Silverstone

22 Apr 18 15:41

Clerk of Course:

Time Issued:

Chief Timekeeper:

THESE RESULTS ARE PROVISIONAL UNTIL THE CONCLUSION OF ANY JUDICIAL AND TECHNICAL MATTERS

Timing by HS Sports Ltd - Results and Lap Times at www.theresultslive.co.uk/vintage-sports-car-club

RACE GRID

THE GP ITALIA AND LANCHESTER TROPHIES RACE

RACE 17

ROW 8	202 01:38.210 Vivian BUSH	184 01:36.640 Guy NORTHAM
ROW 7	108 01:27.430 Ralf EMMERLING	331 01:24.750 Michael GRANT PETERK
ROW 6	61 01:23.530 Chris HUDSON	54 01:22.140 Sue DARBYSHIRE
ROW 5	101 01:21.880 Bruce STOPS	218 01:20.610 Clive MORLEY
ROW 4	217 01:19.730 James MORLEY	86 01:18.790 Oliver LLEWELLYN
ROW 3	62 01:16.180 Dougal CAWLEY	53 01:15.840 Tony LEES
ROW 2	56 01:15.020 Patrick BLAKENEY-EDW	39 01:14.320 Julian MAJZUB
ROW 1	90 01:13.840 Tim LLEWELLYN	32 01:12.230 Robin TULUIE

Grid Used: Yellow Markings

POLE

THE GP ITALIA AND LANCHESTER TROPHIES RACE

LAP TIMES - RACE 17

32 Robin TULUIE

Lap	1	2	3	4	5	6	7	8	9	10
1	1:15.04	1:12.49	1:13.22	1:12.64	1:12.40	1:13.31	1:13.08	1:12.87	1:13.35	1:13.68
11	1:13.24	1:13.55	1:14.51							

39 Julian MAJZUB

Lap	1	2	3	4	5	6	7	8	9	10
1	1:16.98	1:14.91	1:14.73	1:15.01	1:14.89	1:14.48	1:14.73	1:16.40	1:15.30	1:15.14
11	1:15.30	1:14.24	1:14.94							

53 Tony LEES

Lap	1	2	3	4	5	6	7	8	9	10
1	1:17.56	1:14.92	1:14.75	1:15.01	1:14.92	1:14.92	1:14.57	1:15.60	1:29.29	

54 Sue DARBYSHIRE

Lap	1	2	3	4	5	6	7	8	9	10
1	1:25.82	1:19.37	1:18.70	1:18.52	1:18.67	1:19.14	1:19.00	1:18.85	1:18.63	1:20.10
11	1:19.69	1:19.75								

56 Patrick BLAKENEY-EDWARDS

Lap	1	2	3	4	5	6	7	8	9	10
1	1:19.66	1:15.78	1:15.83	1:15.41	1:16.18	1:15.86	1:16.03	1:16.04	1:15.56	1:15.63
11	1:16.21	1:15.70	1:16.13							

61 Chris HUDSON

Lap	1	2	3	4	5	6	7	8	9	10
1	1:26.45	1:17.24	1:17.06	1:16.33	1:16.79	1:16.87	1:16.31	1:16.88	1:16.18	1:17.15
11	1:16.48	1:16.30	1:17.20							

62 Dougal CAWLEY

Lap	1	2	3	4	5	6	7	8	9	10
1	1:20.22	1:17.71	1:17.53	1:17.71	1:18.03	1:18.35	1:17.92	1:17.42	1:16.67	1:16.70
11	1:16.49	1:16.61	1:17.16							

86 Oliver LLEWELLYN

Lap	1	2	3	4	5	6	7	8	9	10
1	1:27.65	1:19.99	1:18.85	1:18.10	1:19.44	1:18.66				

90 Tim LLEWELLYN

Lap	1	2	3	4	5	6	7	8	9	10
1	1:15.49	1:12.70	1:13.67	1:13.43	1:12.87	1:13.54	1:14.48	1:14.95	1:13.43	1:13.42
11	1:14.04	1:14.03	1:14.02							

101 Bruce STOPS

Lap	1	2	3	4	5	6	7	8	9	10
1	1:28.99	1:22.74	1:24.03	1:24.02	1:24.67	1:24.97	1:24.83	1:25.65	1:23.95	1:22.79
11	1:23.29	1:22.84								

108 Ralf EMMERLING

Lap	1	2	3	4	5	6	7	8	9	10
-----	---	---	---	---	---	---	---	---	---	----

1	1:33.45	1:28.69	1:26.37	1:25.80	1:25.93	1:26.37	1:25.33	1:25.22	1:24.24	1:24.90
11	1:25.85	1:24.58								

184 Guy NORTHAM

Lap	1	2	3	4	5	6	7	8	9	10
1	1:45.41	1:36.34	1:37.23	1:38.00	1:37.71	1:38.04	1:38.42	1:36.95	1:36.07	1:36.64

202 Vivian BUSH

Lap	1	2	3	4	5	6	7	8	9	10
1	1:49.44	1:39.39	1:40.06	1:41.05	1:39.99	1:39.64	1:40.11	1:40.48	1:39.38	1:38.96

217 James MORLEY

Lap	1	2	3	4	5	6	7	8	9	10
1	1:28.17	1:20.84	1:19.60	1:19.48	1:20.25	1:21.12	1:20.45	1:20.28	1:20.33	1:20.93
11	1:22.77	1:20.36								

218 Clive MORLEY

Lap	1	2	3	4	5	6	7	8	9	10
1	1:24.59	1:20.95	1:19.35	1:18.90	1:19.23	1:19.27	1:19.49	1:20.30	1:21.09	1:21.49
11	1:20.50	1:21.44								

331 Michael GRANT PETERKIN

Lap	1	2	3	4	5	6	7	8	9	10
1	1:24.70	1:19.55	1:18.94	1:18.17	1:18.74	1:18.79	1:18.29	1:17.90	1:18.47	1:18.90
11	1:18.01	1:18.11	1:18.13							

Lap Chart

THE GP ITALIA AND LANCHESTER TROPHIES RACE - RACE 17

Lap 1		Lap 2		Lap 3		Lap 4		Lap 5		Lap 6		Lap 7		Lap 8		Lap 9		Lap 10	
No	Time	No	Time	No	Time	No	Time	No	Time	No	Time	No	Time	No	Time	No	Time	No	Time
32	1:15.04	32	2:27.53	32	3:40.75	32	4:53.39	32	6:05.79	32	7:19.10	32	8:32.18	32	9:45.05	32	10:58.40	32	12:12.08
90	1:15.49	90	2:28.19	90	3:41.86	90	4:55.29	90	6:08.16	108	7:20.24 *1	90	8:36.18	90	9:51.13	90	11:04.56	90	12:17.98
39	1:16.98	39	2:31.89	39	3:46.62	184	4:58.98 *1	39	6:16.52	90	7:21.70	39	8:45.73	184	9:52.73 *2	39	11:17.43	39	12:32.57
53	1:17.56	53	2:32.48	53	3:47.23	39	5:01.63	53	6:17.16	39	7:31.00	108	8:46.61 *1	101	9:54.25 *1	101	11:19.90 *1	56	12:41.98
56	1:19.66	56	2:35.44	56	3:51.27	53	5:02.24	56	6:22.86	53	7:32.08	53	8:46.65	39	10:02.13	56	11:26.35	101	12:43.85 *1
62	1:20.22	62	2:37.93	62	3:55.46	56	5:06.68	62	6:31.20	56	7:38.72	56	8:54.75	53	10:02.25	184	11:31.15 *2	61	12:57.26
218	1:24.59	61	2:43.69	61	4:00.75	202	5:08.89 *1	61	6:33.87	62	7:49.55	61	9:07.05	202	10:09.57 *2	53	11:31.54	62	12:58.26
331	1:24.70	331	2:44.25	331	4:03.19	62	5:13.17	184	6:36.98 *1	61	7:50.74	62	9:07.47	56	10:10.79	108	11:37.16 *1	108	13:01.40 *1
54	1:25.82	54	2:45.19	54	4:03.89	61	5:17.08	331	6:40.10	331	7:58.89	331	9:17.18	108	10:11.94 *1	61	11:40.11	184	13:08.10 *2
61	1:26.45	218	2:45.54	218	4:04.89	331	5:21.36	54	6:41.08	54	8:00.22	54	9:19.22	61	10:23.93	62	11:41.56	331	13:12.45
86	1:27.65	86	2:47.64	86	4:06.49	54	5:22.41	218	6:43.02	218	8:02.29	218	9:21.78	62	10:24.89	202	11:49.68 *2	54	13:16.80
217	1:28.17	217	2:49.01	217	4:08.61	218	5:23.79	86	6:44.03	86	8:02.69	217	9:29.91	331	10:35.08	331	11:53.55	218	13:24.66
101	1:28.99	101	2:51.73	101	4:15.76	86	5:24.59	217	6:48.34	217	8:09.46	217	9:29.91	54	10:38.07	54	11:56.70	54	13:24.66
108	1:33.45	108	3:02.14	108	4:28.51	217	5:28.09	202	6:49.94 *1	184	8:14.69 *1	184	9:34.69	218	10:42.08	218	12:03.17	218	13:24.66
184	1:45.41	184	3:21.75	184	4:41.16	101	5:39.78	101	7:04.45	101	8:29.42	101	9:48.94	217	10:50.19	217	12:10.52	217	13:24.66
202	1:49.44	202	3:28.83	202	4:48.58	108	5:54.31	108	7:08.86	108	8:29.93 *1	108	9:49.42	108	10:50.19	108	12:10.52	108	13:24.66

Lap Chart

THE GP ITALIA AND LANCHESTER TROPHIES RACE - RACE 17

Lap 11		Lap 12		Lap 13		Lap 14		Lap 15		Lap 16		Lap 17		Lap 18		Lap 19		Lap 20	
No	Time	No	Time	No	Time	No	Time	No	Time	No	Time	No	Time	No	Time	No	Time	No	Time
32	13:25.32	32	14:38.87	32	15:53.38														
202	13:30.16 *3	184	14:44.17 *3	54	15:56.24 *1														
217	13:31.45 *1	218	14:45.16 *1	90	16:00.07														
90	13:32.02	90	14:46.05	218	16:06.60 *1														
39	13:47.87	217	14:54.22 *1	39	16:17.05														
56	13:58.19	39	15:02.11	217	16:19.58 *1														
101	14:06.64 *1	202	15:09.54 *3	184	16:20.81 *3														
61	14:13.74	56	15:13.89	56	16:30.02														
62	14:14.75	101	15:29.93 *1	61	16:47.24														
108	14:26.30 *1	61	15:30.04	202	16:48.50 *3														
331	14:30.46	62	15:31.36	62	16:48.52														
54	14:36.49	331	15:48.57	101	16:52.77 *1														
		108	15:52.15 *1	331	17:06.70														
				108	17:16.73 *1														



THE TOM COLE TROPHY RACE

RESULT - RACE 18

PI	No	CI	Name	Car	Year	Laps	Time	Behind	MPH	Best Lap on	MPH
1	46		M. HUNT / P. BLAKENEY-EDWARDS	HWM HWM	1954	25	30:37.69		80.27	1:09.63	4 84.74
2	115		Richard WILSON	Maserati 250S	1957	25	30:37.91	0.22	80.26	1:09.21	2 85.25
3	125		Richard WOOLMER	HWM Cadillac	1954	24	30:58.31	1 Lap	76.20	1:13.01	12 80.82
4	85		Stephen BOND	Lister Flat Iron	1955	24	31:00.48	1 Lap	76.11	1:13.05	15 80.77 *
5	27		M. CORFIELD / E. WILLIAMS	Frazer Nash Le Mans Repl	1952	24	31:24.50	1 Lap	75.14	1:13.49	3 80.29
6	17		Brian ARCULUS	Lotus Elite	1961	24	31:34.51	1 Lap	74.75	1:14.27	17 79.45
7	214		Tim PEARCE	A.C. Ace Bristol	1958	24	31:34.89	1 Lap	74.73	1:14.35	21 79.36
8	124		Jim CAMPBELL	Austin Healey 100/4	1954	23	30:53.91	2 Laps	73.20	1:15.67	16 77.98
9	65		D. COTTINGHAM / A. KING	AC Ace Bristol	1957	23	30:58.70	2 Laps	73.01	1:16.10	17 77.53
10	213		David BRAZELL	Jaguar C-Type	1953	23	31:12.12	2 Laps	72.49	1:15.51	16 78.14
11	42		Paul CHASE-GARDENER	Aston Martin DB2	1952	22	30:49.95	3 Laps	70.17	1:18.98	5 74.71
12	70		Alan HOUSE	Morgan Plus 4	1959	22	31:16.02	3 Laps	69.19	1:19.49	17 74.23
13	68		Justin BECKETT	AC Ace Bristol	1957	22	31:38.49	3 Laps	68.37	1:20.02	22 73.74
14	105		Matthew COLLINGS	Austin Healey 100M Bn2	1955	21	30:50.75	4 Laps	66.95	1:22.64	15 71.40
15	67		Mark SHEARS	Morgan Plus Four	1952	21	31:35.61	4 Laps	65.37	1:24.16	15 70.11
Not-Classified											
	117		A. HUGHES / M. BUTTERWORTH	Allard K3	1953	19	28:54.72	DNF	64.63	1:17.34	5 76.29
	43		R. TOLLETT / G. TOLLETT	MG A Sebring Coupe	1959	14	20:16.05	DNF	67.93	1:18.25	13 75.40
Fastest Lap											
	115		Richard WILSON	Maserati 250S	1957					1:09.21	2 85.25

No 117 - Time Includes 10s Penalty for Out Of Position Start

*** = handicap winner

Start Time : 15:47

Silverstone

22 Apr 18 16:23

Clerk of Course:

Time Issued:


Chief Timekeeper:

THESE RESULTS ARE PROVISIONAL UNTIL THE CONCLUSION OF ANY JUDICIAL AND TECHNICAL MATTERS

Timing by HS Sports Ltd - Results and Lap Times at www.theresultslive.co.uk/vintage-sports-car-club



RACE GRID



THE TOM COLE TROPHY RACE

RACE 18

ROW 10		
ROW 9	43 R. TOLLETT / G. TOLLET	67 01:26.350 Mark SHEARS
ROW 8	68 01:26.140 Justin BECKETT	133 01:25.540 Keith HAMPSON
ROW 7	105 01:23.170 Matthew COLLINGS	117 01:22.620 A. HUGHES / M. BUTTE
ROW 6	42 01:22.330 Paul CHASE-GARDENE	70 01:20.900 Alan HOUSE
ROW 5	124 01:16.650 Jim CAMPBELL	65 01:16.280 D. COTTINGHAM / A. KI
ROW 4	213 01:16.220 David BRAZELL	214 01:15.300 Tim PEARCE
ROW 3	17 01:15.090 Brian ARCULUS	27 01:13.740 M. CORFIELD / E. WILLI
ROW 2	85 01:13.480 Stephen BOND	125 01:12.810 Richard WOOLMER
ROW 1	46 01:11.210 M. HUNT / P. BLAKENEY	115 01:09.670 Richard WILSON

Grid Used: Yellow Markings

POLE



THE TOM COLE TROPHY RACE

LAP TIMES - RACE 18

17 Brian ARCULUS

Lap	1	2	3	4	5	6	7	8	9	10
1	1:21.95	1:16.62	1:15.18	1:15.13	1:15.15	1:15.58	1:16.44	1:21.10	2:28.89	1:16.16
11	1:15.13	1:15.34	1:16.00	1:15.95	1:15.35	1:14.45	1:14.27	1:16.10	1:14.53	1:15.27
21	1:14.52	1:15.04	1:15.15	1:15.21						

27 M. CORFIELD / E. WILLIAMS

Lap	1	2	3	4	5	6	7	8	9	10
1	1:18.21	1:14.11	1:13.49	1:14.34	1:13.64	1:13.59	1:14.26	1:23.68	2:36.37	1:14.96
11	1:14.57	1:16.36	1:14.13	1:14.37	1:15.45	1:14.32	1:14.89	1:14.44	1:14.89	1:14.52
21	1:14.66	1:15.24	1:15.29	1:14.72						

42 Paul CHASE-GARDENER

Lap	1	2	3	4	5	6	7	8	9	10
1	1:26.56	1:20.20	1:20.23	1:19.40	1:18.98	1:19.73	1:25.30	2:38.94	1:20.09	1:19.60
11	1:19.42	1:19.29	1:19.26	1:20.35	1:20.50	1:19.39	1:20.76	1:21.44	1:19.32	1:19.43
21	1:20.27	1:21.49								

43 R. TOLLETT / G. TOLLETT

Lap	1	2	3	4	5	6	7	8	9	10
1	1:27.49	1:20.98	1:20.57	1:20.84	1:20.89	1:21.76	1:21.11	1:20.99	1:20.97	1:28.40
11	2:35.99	1:19.35	1:18.25	1:18.46						

46 M. HUNT / P. BLAKENEY-EDWAR

Lap	1	2	3	4	5	6	7	8	9	10
1	1:12.98	1:09.91	1:09.93	1:09.63	1:10.02	1:10.53	1:10.00	1:10.75	1:10.78	1:10.04
11	1:10.98	1:10.08	1:09.66	1:10.46	1:10.31	1:10.96	1:11.47	1:13.83	2:18.08	1:11.15
21	1:11.08	1:11.71	1:10.87	1:11.55	1:10.93					

65 D. COTTINGHAM / A. KING

Lap	1	2	3	4	5	6	7	8	9	10
1	1:24.15	1:17.40	1:17.62	1:17.86	1:17.19	1:17.87	1:17.59	1:16.68	1:25.66	2:27.69
11	1:16.86	1:18.09	1:16.83	1:16.15	1:16.34	1:16.36	1:16.10	1:16.27	1:17.39	1:16.43
21	1:16.21	1:18.42	1:17.54							

67 Mark SHEARS

Lap	1	2	3	4	5	6	7	8	9	10
1	1:33.25	1:27.08	1:26.53	1:26.51	1:26.60	1:25.99	1:25.85	1:26.06	1:26.25	1:26.12
11	1:35.74	2:38.71	1:25.71	1:25.41	1:24.16	1:24.73	1:26.33	1:25.51	1:28.44	1:25.72
21	1:24.91									

68 Justin BECKETT

Lap	1	2	3	4	5	6	7	8	9	10
1	1:31.60	1:25.61	1:24.05	1:24.04	1:23.08	1:21.90	1:23.30	1:31.29	2:33.67	1:23.04
11	1:23.47	1:21.47	1:21.36	1:20.74	1:21.07	1:21.48	1:20.41	1:21.69	1:21.44	1:22.74
21	1:21.02	1:20.02								

70 Alan HOUSE

Lap	1	2	3	4	5	6	7	8	9	10
-----	---	---	---	---	---	---	---	---	---	----

1	1:31.24	1:23.31	1:23.09	1:21.69	1:22.23	1:20.50	1:26.62	2:40.58	1:20.06	1:20.13
11	1:21.34	1:20.85	1:19.67	1:19.92	1:21.56	1:20.26	1:19.49	1:20.30	1:20.15	1:20.72
21	1:21.37	1:20.94								

85 Stephen BOND

Lap	1	2	3	4	5	6	7	8	9	10
1	1:17.75	1:13.82	1:13.91	1:14.61	1:13.26	1:13.64	1:19.87	2:28.62	1:13.06	1:13.21
11	1:13.27	1:13.62	1:13.56	1:13.71	1:13.05	1:15.08	1:13.32	1:14.57	1:13.89	1:13.83
21	1:15.15	1:14.45	1:15.07	1:16.16						

105 Matthew COLLINGS

Lap	1	2	3	4	5	6	7	8	9	10
1	1:31.08	1:25.81	1:24.01	1:23.68	1:24.28	1:25.20	1:24.80	1:23.50	1:23.46	1:33.60
11	2:36.30	1:23.45	1:23.64	1:22.83	1:22.64	1:24.00	1:23.97	1:23.55	1:22.69	1:22.80
21	1:25.46									

115 Richard WILSON

Lap	1	2	3	4	5	6	7	8	9	10
1	1:14.58	1:09.21	1:09.43	1:09.74	1:09.88	1:10.59	1:09.96	1:10.30	1:09.62	1:09.42
11	1:11.41	1:09.67	1:10.70	1:10.13	1:16.62	2:29.16	1:09.99	1:09.85	1:09.55	1:09.61
21	1:09.30	1:10.01	1:09.65	1:09.21	1:10.32					

117 A. HUGHES / M. BUTTERWORTH

Lap	1	2	3	4	5	6	7	8	9	10
1	1:21.24	1:17.62	1:18.33	1:18.35	1:17.34	1:17.83	1:19.02	1:18.03	1:19.39	1:18.56
11	1:19.02	1:19.98	1:31.20	4:01.26	1:25.32	1:25.18	1:25.76	1:26.89	1:44.40	

124 Jim CAMPBELL

Lap	1	2	3	4	5	6	7	8	9	10
1	1:24.03	1:17.50	1:17.34	1:18.04	1:17.19	1:17.42	1:17.33	1:16.58	1:16.86	1:18.16
11	1:19.97	2:27.88	1:16.62	1:16.85	1:17.25	1:15.67	1:17.11	1:16.74	1:16.93	1:17.41
21	1:17.36	1:16.64	1:17.03							

125 Richard WOOLMER

Lap	1	2	3	4	5	6	7	8	9	10
1	1:16.59	1:13.96	1:14.30	1:14.12	1:13.38	1:13.69	1:13.48	1:13.89	1:17.05	2:22.26
11	1:13.29	1:13.01	1:13.33	1:13.62	1:14.09	1:13.29	1:13.04	1:13.13	1:13.53	1:14.08
21	1:13.45	1:13.27	1:14.66	1:29.80						

213 David BRAZELL

Lap	1	2	3	4	5	6	7	8	9	10
1	1:22.89	1:16.51	1:16.84	1:17.11	1:16.27	1:17.60	1:16.96	1:17.53	1:17.16	1:17.77
11	1:19.00	1:26.60	2:31.57	1:16.88	1:18.53	1:15.51	1:17.04	1:18.20	1:17.73	1:19.82
21	1:17.32	1:18.27	1:19.01							

214 Tim PEARCE

Lap	1	2	3	4	5	6	7	8	9	10
1	1:22.23	1:17.97	1:17.12	1:16.18	1:15.66	1:15.17	1:15.37	1:14.82	1:15.15	1:16.32
11	1:26.78	2:19.79	1:15.71	1:16.17	1:15.77	1:15.12	1:14.55	1:15.79	1:14.45	1:15.23
21	1:14.35	1:15.42	1:14.75	1:15.02						

Lap Chart

THE TOM COLE TROPHY RACE - RACE 18

Lap 1		Lap 2		Lap 3		Lap 4		Lap 5		Lap 6		Lap 7		Lap 8		Lap 9		Lap 10	
No	Time	No	Time	No	Time	No	Time	No	Time	No	Time	No	Time	No	Time	No	Time	No	Time
46	1:12.98	46	2:22.89	46	3:32.82	46	4:42.45	46	5:52.47	46	7:03.00	46	8:13.00	115	9:23.69	115	10:33.31	115	11:42.73
115	1:14.58	115	2:23.79	115	3:33.22	115	4:42.96	115	5:52.84	115	7:03.43	115	8:13.39	46	9:23.75	46	10:34.53	46	11:44.57
125	1:16.59	125	2:30.55	125	3:44.85	125	4:58.97	67	5:53.37 *1	68	7:08.38 *1	70	8:22.06 *1	42	9:30.40 *1	43	10:54.63 *1	117	11:47.15 *1
85	1:17.75	85	2:31.57	85	3:45.48	85	5:00.09	125	6:12.35	105	7:08.86 *1	68	8:30.28 *1	43	9:33.64 *1	125	11:10.46	65	11:52.02 *1
27	1:18.21	27	2:32.32	27	3:45.81	27	5:00.15	85	6:13.35	67	7:19.97 *1	105	8:34.06 *1	70	9:48.68 *1	85	11:15.48 *1	42	12:09.34 *2
117	1:21.24	17	2:38.57	17	3:53.75	17	5:08.88	27	6:13.79	125	7:26.04	125	8:39.52	125	9:53.41	105	11:22.36 *1	43	12:15.60 *1
17	1:21.95	117	2:38.86	213	3:56.24	213	5:13.35	17	6:24.03	85	7:26.99	27	8:41.64	68	9:53.58 *1	68	11:24.87 *1	85	12:28.54 *1
214	1:22.23	213	2:39.40	117	3:57.19	214	5:13.50	214	6:29.16	27	7:27.38	67	8:45.96 *1	105	9:58.86 *1	214	11:29.67	70	12:29.26 *2
213	1:22.89	214	2:40.20	214	3:57.32	117	5:15.54	213	6:29.62	17	7:39.61	85	8:46.86	27	10:05.32	67	11:37.87 *1	27	12:41.69 *1
124	1:24.03	124	2:41.53	124	3:58.87	124	5:16.91	117	6:32.88	214	7:44.33	17	8:56.05	67	10:11.81 *1	213	11:38.87	105	12:45.82 *1
65	1:24.15	65	2:41.55	65	3:59.17	65	5:17.03	124	6:34.10	213	7:47.22	214	8:59.70	214	10:14.52	124	11:42.29	214	12:45.99
42	1:26.56	42	2:46.76	42	4:06.99	42	5:26.39	65	6:34.22	117	7:50.71	213	9:04.18	17	10:17.15			17	12:46.04 *1
43	1:27.49	43	2:48.47	43	4:09.04	43	5:29.88	42	6:45.37	124	7:51.52	124	9:08.85	213	10:21.71				
105	1:31.08	70	2:54.55	70	4:17.64	70	5:39.33	43	6:50.77	65	7:52.09	65	9:09.68	124	10:25.43				
70	1:31.24	105	2:56.89	105	4:20.90	105	5:44.58	70	7:01.56	42	8:05.10	117	9:09.73	65	10:26.36				
68	1:31.60	68	2:57.21	68	4:21.26	68	5:45.30			43	8:12.53			117	10:27.76				
67	1:33.25	67	3:00.33	67	4:26.86														

Lap Chart

THE TOM COLE TROPHY RACE - RACE 18

Lap 11		Lap 12		Lap 13		Lap 14		Lap 15		Lap 16		Lap 17		Lap 18		Lap 19		Lap 20	
No	Time	No	Time	No	Time	No	Time	No	Time	No	Time	No	Time	No	Time	No	Time	No	Time
115	12:54.14	115	14:03.81	115	15:14.51	115	16:24.64	46	17:36.06	46	18:47.02	46	19:58.49	46	21:12.32	46	23:30.40	46	24:41.55
46	12:55.55	46	14:05.63	46	15:15.29	46	16:25.75	43	17:39.34 *3	27	18:56.08 *2	42	20:07.35 *3	117	21:17.17 *4	68	23:31.17 *3	85	24:45.82 *1
213	12:56.64 *1	214	14:12.77 *1	17	15:17.33 *2	27	16:27.58 *2	115	17:41.26	43	18:57.59 *3	67	20:10.40 *4	115	21:20.41 *1	85	23:31.93 *1	115	24:49.42
124	13:00.45 *1	213	14:15.64 *1	68	15:21.58 *3	70	16:30.79 *3	27	17:41.71 *2	214	19:04.44 *2	115	20:10.42 *1	27	21:25.85 *2	115	23:39.81	68	24:51.58 *3
67	13:04.12 *2	105	14:19.42 *2	65	15:36.57 *2	214	16:32.56 *2	214	17:48.27 *2	17	19:04.62 *2	27	20:11.53 *2	42	21:27.85 *3	105	23:52.28 *3	27	25:10.07 *1
117	13:05.71 *1	65	14:19.71 *2	213	15:42.24 *1	17	16:32.67 *2	17	17:48.67 *2	70	19:11.31 *3	43	20:16.05 *3	17	21:34.42 *2	27	23:55.18 *1	105	25:16.25 *3
42	13:29.43 *2	124	14:20.42 *1	117	15:44.71 *1	68	16:45.05 *3	70	17:51.64 *3	124	19:21.77 *2	17	20:19.97 *2	214	21:35.33 *2	17	24:04.79 *1	17	25:19.32 *1
125	13:32.72 *1	117	14:24.73 *1	125	15:59.02 *1	124	16:48.30 *2	124	18:04.92 *2	65	19:27.64 *2	214	20:20.21 *2	67	21:52.79 *4	214	24:05.67 *1	214	25:20.12 *1
85	13:41.75 *1	67	14:30.24 *2	67	16:05.98 *2	65	16:54.66 *2	68	18:06.52 *3	68	19:27.88 *3	70	20:31.23 *3	70	21:52.79 *3	117	24:07.67 *3	42	25:29.44 *2
43	13:44.00 *1	125	14:46.01 *1	42	16:08.45 *2	105	16:55.72 *3	65	18:11.49 *2	213	19:30.69 *2	124	20:39.02 *2	124	21:54.69 *2	42	24:08.00 *2	117	25:33.43 *3
70	13:49.32 *2	42	14:49.03 *2	85	16:08.64 *1	125	17:12.35 *1	213	18:13.81 *2	125	19:40.06 *1	65	20:43.98 *2	65	22:00.34 *2	67	24:24.70 *3	124	25:45.47 *1
27	13:56.65 *1	85	14:55.02 *1	43	16:19.99 *2	117	17:15.91 *1	105	18:19.17 *3	105	19:42.81 *3	68	20:48.62 *3	213	22:04.73 *2	124	24:28.54 *1	125	25:47.13
68	13:58.54 *2	70	15:09.45 *2			85	17:22.20 *1	125	18:25.97 *1	85	19:48.96 *1	213	20:49.22 *2	125	22:06.39 *1	70	24:32.54 *2	65	25:50.10 *1
17	14:02.20 *1	27	15:11.22 *1			42	17:27.74 *2	85	18:35.91 *1			125	20:53.35 *1	68	22:09.69 *3	65	24:32.71 *1	67	25:51.03 *3
								67	18:44.69 *3			85	21:04.04 *1	85	22:17.36 *1	125	24:33.05		
								42	18:47.00 *2			105	21:05.64 *3	105	22:28.28 *3	213	24:39.97 *1		
														115	22:30.26				
														27	22:40.74 *1				
														117	22:42.49 *3				
														42	22:47.24 *2				
														17	22:48.69 *1				
														214	22:49.88 *1				
														67	22:59.97 *3				
														124	23:11.80 *1				
														70	23:13.05 *2				
														65	23:16.44 *1				
														125	23:19.52				
														213	23:21.77 *1				

Lap Chart

THE TOM COLE TROPHY RACE - RACE 18

Lap 21		Lap 22		Lap 23		Lap 24		Lap 25		Lap 26		Lap 27		Lap 28		Lap 29		Lap 30	
No	Time	No	Time	No	Time	No	Time	No	Time	No	Time	No	Time	No	Time	No	Time	No	Time
46	25:52.63	46	27:04.34	46	28:15.21	46	29:26.76	46	30:37.69										
70	25:52.84 *3	65	27:06.53 *2	115	28:18.38	115	29:27.59	115	30:37.91										
213	25:57.70 *2	115	27:08.73	124	28:20.24 *2	42	29:28.46 *3	42	30:49.95 *3										
115	25:58.72	70	27:12.99 *3	65	28:22.74 *2	125	29:28.51 *1	105	30:50.75 *4										
85	25:59.65 *1	85	27:14.80 *1	85	28:29.25 *1	124	29:36.88 *2	124	30:53.91 *2										
68	26:13.27 *3	67	27:16.54 *4	70	28:33.71 *3	65	29:41.16 *2	125	30:58.31 *1										
27	26:24.59 *1	213	27:17.52 *2	213	28:34.84 *2	85	29:44.32 *1	65	30:58.70 *2										
17	26:34.59 *1	68	27:34.71 *3	67	28:44.98 *4	213	29:53.11 *2	85	31:00.48 *1										
214	26:35.35 *1	27	27:39.25 *1	27	28:54.49 *1	70	29:55.08 *3	213	31:12.12 *2										
105	26:39.80 *3	17	27:49.11 *1	117	28:54.72 *4	27	30:09.78 *1	70	31:16.02 *3										
42	26:48.76 *2	214	27:49.70 *1	68	28:57.45 *3	67	30:10.70 *4	27	31:24.50 *1										
117	27:00.32 *3	105	28:02.49 *3	17	29:04.15 *1	68	30:18.47 *3	17	31:34.51 *1										
125	27:00.58	42	28:08.19 *2	214	29:05.12 *1	17	30:19.30 *1	214	31:34.89 *1										
124	27:02.88 *1	125	28:13.85	105	29:25.29 *3	214	30:19.87 *1	67	31:35.61 *4										
								68	31:38.49 *3										



ALL-COMERS SCRATCH RACE FOR PRE-WAR CARS (VSCC SET 5)

RESULT - RACE 19

PI	No	CI	Name	Car	Year	Laps	Time	Behind	MPH	Best Lap on	MPH
1	34		Julian GRIMWADE	Frazer Nash Single Seat	1934	10	12:30.23		78.65	1:12.82	10 81.03
2	63		James BAXTER	Riley ERA	1934/35	10	12:30.43	0.20	78.63	1:11.30	9 82.75
3	190		Oliver LLEWELLYN	Bentley 3/8 2Str	1926/30	10	12:33.69	3.46	78.29	1:13.54	9 80.23
4	62		Dougal CAWLEY	GN/Ford Piglet	1929	10	12:57.04	26.81	75.93	1:16.68	3 76.95 *
5	96		Malcolm HILLS	MG KN Special	1934	10	13:40.09	1:09.86	71.95	1:20.35	2 73.43
6	109		Nicholas POWELL	Austin/MG LA Special	1928/34	9	13:26.54	1 Lap	65.84	1:27.02	5 67.81
7	179		Hugh BIRLEY	Austin 7 Ulster	1930	8	12:37.79	2 Laps	62.29	1:33.22	6 63.30
8	91		George PARKINSON	Austin AD Tourer	1928	8	12:38.30	2 Laps	62.25	1:33.04	4 63.42
9	93		Marian STOCH	Aston Martin 15/98	1937	8	13:32.82	2 Laps	58.07	1:38.48	7 59.91
10	710		Michael BARBER	MG PB	1935	7	12:53.91	3 Laps	53.37	1:47.29	6 54.99
Not-Classified											
	148		David LEWIS	Alvis Silver Eagle	1930	6	10:11.66	DNF	57.88	1:33.19	2 63.32
	120		William ELBOURN	Riley 12/4 Special	1933	0		Starter			
	58		Ian BAXTER	Alta 61 I.S. Single Seat	1937	0		Starter			

Fastest Lap

63	James BAXTER	Riley ERA	1934/35		1:11.30	9 82.75
----	--------------	-----------	---------	--	---------	---------

*** = handicap winner

Start Time : 16:31

Silverstone

22 Apr 18 16:46

Clerk of Course:

Time Issued:


Chief Timekeeper:

THESE RESULTS ARE PROVISIONAL UNTIL THE CONCLUSION OF ANY JUDICIAL AND TECHNICAL MATTERS

Timing by HS Sports Ltd - Results and Lap Times at www.theresultslive.co.uk/vintage-sports-car-club



RACE GRID



ALL-COMERS SCRATCH RACE FOR PRE-WAR CARS (VSCC SET 5)

RACE 19

ROW 8		
ROW 7	34 Julian GRIMWADE	710 01:49.800 Michael BARBER
ROW 6	93 01:42.310 Marian STOCH	91 01:35.900 George PARKINSON
ROW 5	179 01:33.650 Hugh BIRLEY	109 01:33.230 Nicholas POWELL
ROW 4	148 01:31.410 David LEWIS	135 01:23.990 Alexander HEWITSON
ROW 3	120 01:23.030 William ELBOURN	96 01:22.530 Malcolm HILLS
ROW 2	190 01:17.810 Oliver LLEWELLYN	62 01:16.180 Dougal CAWLEY
ROW 1	58 01:13.940 Ian BAXTER	63 01:13.300 James BAXTER

Grid Used: Yellow Markings

POLE

ALL-COMERS SCRATCH RACE FOR PRE-WAR CARS (VSCC SET 5)

LAP TIMES - RACE 19

34 Julian GRIMWADE

Lap	1	2	3	4	5	6	7	8	9	10
1	1:24.71	1:14.69	1:13.62	1:15.84	1:14.25	1:13.18	1:12.98	1:13.96	1:14.18	1:12.82

62 Dougal CAWLEY

Lap	1	2	3	4	5	6	7	8	9	10
1	1:19.29	1:18.50	1:16.68	1:16.97	1:17.20	1:17.16	1:17.75	1:17.69	1:17.85	1:17.95

63 James BAXTER

Lap	1	2	3	4	5	6	7	8	9	10
1	1:40.64	1:13.92	1:12.28	1:12.65	1:12.70	1:11.66	1:12.24	1:11.55	1:11.30	1:11.49

91 George PARKINSON

Lap	1	2	3	4	5	6	7	8	9	10
1	1:41.12	1:33.65	1:34.40	1:33.04	1:34.27	1:33.35	1:34.18	1:34.29		

93 Marian STOCH

Lap	1	2	3	4	5	6	7	8	9	10
1	1:48.62	1:42.94	1:42.15	1:41.01	1:40.70	1:40.20	1:38.48	1:38.72		

96 Malcolm HILLS

Lap	1	2	3	4	5	6	7	8	9	10
1	1:22.23	1:20.35	1:22.26	1:20.68	1:21.76	1:23.24	1:22.11	1:21.62	1:21.86	1:23.98

109 Nicholas POWELL

Lap	1	2	3	4	5	6	7	8	9	10
1	1:34.32	1:28.65	1:29.39	1:28.71	1:27.02	1:30.18	1:31.90	1:27.28	1:29.09	

148 David LEWIS

Lap	1	2	3	4	5	6	7	8	9	10
1	1:40.38	1:33.19	1:34.33	1:38.86	1:45.33	1:59.57				

179 Hugh BIRLEY

Lap	1	2	3	4	5	6	7	8	9	10
1	1:40.32	1:34.37	1:33.52	1:33.87	1:34.50	1:33.22	1:34.07	1:33.92		

190 Oliver LLEWELLYN

Lap	1	2	3	4	5	6	7	8	9	10
1	1:20.19	1:16.92	1:15.40	1:15.03	1:14.73	1:14.58	1:14.33	1:13.79	1:13.54	1:15.18

710 Michael BARBER

Lap	1	2	3	4	5	6	7	8	9	10
1	1:54.80	1:50.42	1:50.56	1:51.37	1:51.02	1:47.29	1:48.45			

Lap Chart

ALL-COMERS SCRATCH RACE FOR PRE-WAR CARS (VSCC SET 5) - RACE 19

Lap 1		Lap 2		Lap 3		Lap 4		Lap 5		Lap 6		Lap 7		Lap 8		Lap 9		Lap 10	
No	Time	No	Time	No	Time	No	Time	No	Time	No	Time	No	Time	No	Time	No	Time	No	Time
62	1:19.29	190	2:37.11	190	3:52.51	190	5:07.54	190	6:22.27	34	7:36.29	34	8:49.27	34	10:03.23	34	11:17.41	34	12:30.23
190	1:20.19	62	2:37.79	34	3:53.02	34	5:08.86	34	6:23.11	190	7:36.85	190	8:51.18	190	10:04.97	190	11:18.51	63	12:30.43
96	1:22.23	34	2:39.40	62	3:54.47	62	5:11.44	148	6:26.76 *1	63	7:43.85	63	8:56.09	63	10:07.64	63	11:18.94	190	12:33.69
34	1:24.71	96	2:42.58	96	4:04.84	93	5:13.71 *1	62	6:28.64	62	7:45.80	109	8:58.27 *1	148	10:11.66 *2	62	11:39.09	179	12:37.79 *2
109	1:34.32	63	2:54.56	63	4:06.84	63	5:19.49	63	6:32.19	91	7:56.48 *1	62	9:03.55	93	10:15.62 *2	93	11:54.10 *2	91	12:38.30 *2
179	1:40.32	109	3:02.97	109	4:32.36	96	5:25.52	96	6:47.28	179	7:56.58 *1	710	9:18.17 *2	62	10:21.24	109	11:57.45 *1	710	12:53.91 *3
148	1:40.38	148	3:13.57	148	4:47.90	710	5:35.78 *1	93	6:54.72 *1	96	8:10.52	179	9:29.80 *1	109	10:30.17 *1	96	12:16.11	62	12:57.04
63	1:40.64	179	3:14.69	179	4:48.21	109	6:01.07	710	7:27.15 *1	148	8:12.09 *1	91	9:29.83 *1	96	10:54.25	109	13:26.54 *1	93	13:32.82 *2
91	1:41.12	91	3:14.77	91	4:49.17	179	6:22.08	109	7:28.09	93	8:35.42 *1	96	9:32.63	179	11:03.87 *1	91	11:04.01 *1	96	13:40.09
93	1:48.62	93	3:31.56			91	6:22.21												
710	1:54.80	710	3:45.22											710	11:05.46 *2				