



THE VINTAGE SPORTS-CAR CLUB

FORMULA VINTAGE ROUND 2

FEATURING THE HAWTHORN MEMORIAL TROPHIES

Bonhams

HAGERTY
CLASSIC CAR INSURANCE



Saturday 19 May 2018


COMPETITORS INSTRUCTIONS

THE VINTAGE SPORTS-CAR CLUB PRESENTS

FORMULA VINTAGE

THE PINNACLE OF PRE-WAR RACING

ROUND 2



OULTON PARK

SAT 19 MAY 2018

Graphic: Steve Fox Creative, Macclesfield Park, Dove, Frothington

OULTON PARK CIRCUIT
LITTLE BUDWORTH
TARPORLEY
CHESHIRE CW6 9BW



www.FORMULAVINTAGE.co.uk



Oulton Park



PRINCIPAL ASSOCIATE:

Bonhams

HAGERTY
CLASSIC CAR INSURANCE





Vintage Sports-Car Club

FORMULA VINTAGE – ROUND 2 – OULTON PARK INTERNATIONAL



Saturday 19 May 2018

MSA Permit Numbers –104859 (National B) and 104862 (Clubmans)

COMPETITORS INSTRUCTIONS

1. AMENDMENTS AND ADDITIONS TO THE GENERAL AND SUPPLEMENTARY REGULATIONS

1.1 A full list of Officials, including Driving Standards Observers, will be posted on the Official Notice Board in Race Admin prior to practice commencing.

SR9	MSA Steward	John Arnold
	VSCC Club Stewards	John Gill, John Ryder
	Senior Clerk of the Course	John Felix
	Chief Scrutineer	Lee Clarke
	Chief Timekeeper	Anthony Smith
	Deputy Secretary of the Meeting	Dave Salmon
	Chief Handicapper	Tim Moore
	Competitor Safety Advisor	Tony Stephens

2. VENUE ENTRY PROCEDURES

Thank you for entering Oulton Park Race Meeting. You will find enclosed the event timetable, entry lists, safety guidance notes and paddock plan. If you have received these instructions by email, your entry tickets have been emailed to you separately directly by MSV (Please check your spam folder). Those with no registered email with the Club, please find your four entry tickets enclosed.

2.1 Please note that only one modern car and no trailers are allowed into the main paddock, you will need to park your support vehicle in the designated area shown on the enclosed paddock plan.

2.2 Should you require additional tickets, these can be purchased on the gate or by calling 01608 644999. Please purchase your tickets in advance, as this is the only way the Club receives any additional funds. If you pay on the gate the Circuit receives all the money!

3. EVENT TIMETABLE

Friday 18th May 2018

1700hrs – 1900hrs	Signing On & Scrutineering
1900hrs	Drivers Briefing – Old Hall Hospitality Suite

Saturday 19th May 2018

0730hrs – 0945hrs	Competitors Signing On & Scrutineering
0745hrs	Drivers Briefings Commence - Old Hall Hospitality Suite
0815hrs	Engines can be started
0830hrs – 0900hrs	Unofficial Practice
0908hrs – 1148hrs	Practice Sessions as per timetable
1000hrs – 1200hrs	Oulton Park AutoSolo within Paddock
1148hrs	Pre-war & Historic Park & Parade Lap
1215hrs – 1300hrs	Lunch Break
1300hrs	Race 1 – Special Pre-war Sports Cars
1329hrs	Race 2 – Classic Ferrari (Race 1)
1403hrs	Race 3 – Standard & Modified Pre-war Sports Cars (Race 1)
1432hrs	Race 4 – Vintage & Pre-1961 Racing Cars
1501hrs	Race 5 – Morgan Challenge
1545hrs	Race 6 – Short Handicap Race for Pre-war Cars
1614hrs	Race 7 – Classic Ferrari (Race 2)
1648hrs	Race 8 – Standard & Modified Pre-war Sports-Cars (Race 2)
1717hrs	Race 9 – F3 500s
1746hrs	Race 10 – Short Scratch for Pre-war Cars
1830hrs	Curfew for Racing

3.1 All timings are approximate; competitors should listen out for announcements over the paddock PA system.

3.2 Further briefings may be called by the Clerk of the Course.

3.3 In the event of a race being stopped by a red flag the organisers reserve the right to restart the race at the end of the programme time permitting.

4. NON STARTS

4.1 If you are unable to start, please contact the Secretary of the Meeting on 01608 644777 ext 4 up to 1200hrs on Thursday 17th May, or on 07734 030999 thereafter.

5. RESERVES

5.1 There are no reserves at this meeting.

6. CHANGE OF DRIVER OR CAR

6.1 Entries cannot be transferred to alternative races.

6.2 Any person wishing to change a driver or car must visit the Secretary of the Meeting, located in Race Control, and request this in writing.

6.3 Changes of driver or car will result in a 'new entry' being created, which will mean that any reserves will be given priority.

6.4 For handicap races, changes of car will not be entertained and changes of driver only at the discretion of the Chief Handicapper.

Saturday 19 May 2018

MSA Permit Numbers –104859 (National B) and 104862 (Clubmans)

COMPETITORS INSTRUCTIONS

7. PADDOCK

- 7.1 Please ensure you park as detailed on the enclosed map.
- 7.2 Please ensure that you park sensibly in the paddock as space is very limited.
- 7.3 Trailers must be parked in the trailer park on the outer paddock.
- 7.4 Fuel will be available from the circuit.
- 7.5 Motorhomes, transporters and modern cars must be parked in the overflow car park where possible, as they can spoil the period atmosphere within the paddock.
- 7.6 There is a 23mph speed limit in force in the paddock at all times.
- 7.7 Please note that competitors and entrants can be penalised for not complying with these parking arrangements.
- 7.8 The Chequers Restaurant is open as usual, as well as the VSCC Drivers Club and Members Lounge in the Fogarty Moss Centre.
- 7.9 The Formula Vintage Paddock Management Policy will be in force at this meeting. (See separate document)
- 7.10 Garages are available on a first come first served basis. To book a garage please email gemma.price@vsc.co.uk

8. SIGNING-ON PROCEDURE

- 8.1 Signing On takes place in the room next to the Scrutineering Bay.
- 8.2.1 Arrive at signing-on as per the timetable enclosed within your Entry Booklet.
- 8.2.2 Present your race licence
- 8.2.3 Collect your scrutineering chit, drivers briefing chit, pit wrist bands and small sticky number.
- 8.2.4 If required, race numbers will be available at £3 per set.
- 8.2.5 Proceed to collect your Transponder. You will need to surrender your Competition Licence at this point for collection when your Transponder is returned.
- 8.2.6 If you are depositing your Upgrade Card for signature, please deposit this when you collect your Transponder. Please ensure that your Upgrade Card is completed with your personal details and a photograph is attached to the Upgrade Card – the Clerk of the Course will not sign incomplete cards.
- 8.2.7 Fit and secure your race number and Transponder to your car.
- 8.2.8 Proceed to the scrutineering bay to complete Scrutineering.

9. SCRUTINEERING & NOISE TESTING

- 9.1 The scrutineers will be checking: -
- 9.1.2 The usual safety and eligibility items
- 9.1.3 Competition numbers are easily visible from a distance, secured to the side of the car, in a contrasting colour to the colour of the cars bodywork and comply with MSA size requirements. Legible Competition numbers are essential for the marshals to run our race and speed meeting. Please help our volunteers do the best job they can by making your competition numbers easy to read when you are travelling at high speed. Remember – numbers that are easy to read on a stationary car in a sunny paddock may not look the same on track moving at 80mph with rain blowing into your face!

1. Competition Numbers

- a. Must be displayed on both sides of each competition car in a clearly visible manner. (the top of the bonnet is not the side of the car)
- b. Must be in a clearly contrasting colour to the paint work of the vehicle. E.G. black numbers on a white car.
- c. Must meet MSA Yearbook requirements (J4.1) in terms of size and font. They must be a minimum of 23cm in height, with a stroke width of a minimum of 3.8cm.

2. Headlight Competition Numbers

- a. Will be provided by the Organiser at no cost to the competitor
- b. Must be displayed on the front of the car and easily visible.

3. Failure to comply with these regulations may result in you

- a. failing scrutineering
- b. failing to record a time at a Speed event
- c. being black flagged or disqualified from a race meeting



- 9.1.4 The small sticky number provided at Signing On is affixed to the front of the car.
- 9.1.5 All non-pump fuel cars are displaying a 3" day-glo orange disk immediately above the cars competition numbers.
- 9.1.6.1 All cars using methanol are required to run an additive which make the fuel burn with a coloured scented flame.
- 9.1.6 Novice drivers are displaying a yellow and black 'novice' cross.
- 9.1.6.1 Shared cars have (both) competition numbers affixed (i.e. car 91 and car 191) and have suitable means for blanking out the additional number(s) when required.
- 9.1.7 Driver's helmets and safety clothing must be presented to the Scrutineer, for both drivers of the vehicle if the car is being double driven.



Vintage Sports-Car Club

FORMULA VINTAGE – ROUND 2 – OULTON PARK INTERNATIONAL

Saturday 19 May 2018

MSA Permit Numbers –104859 (National B) and 104862 (Clubmans)



COMPETITORS INSTRUCTIONS

- 9.1.8 Secure mounting of any Onboard Camera Systems,
9.2 Should any car be judged not to fulfill entry requirements, the organisers have the right to move the car into an 'Invited Class' not eligible for any awards.
9.3 All Cars will be checked for fluid leaks by the scrutineering team and if deemed excessive or dangerous the offending car and driver will be reported to the Clerk of the Course who may choose to exclude the entry from the meeting. Competitors should have a catch tank for coolant fitted of a minimum of 1 litre capacity.
9.4 Noise Testing will take place as part of the Scrutineering Process.
9.4.1 Cars will be noise tested at this event in accordance with the details in the Entry List booklet.
9.5 Drive-by noise levels may also be monitored; any car deemed to have unacceptable noise levels may be black flagged.
- 10. DRIVERS BRIEFINGS**
10.1 Drivers Briefings are mandatory to attend. Failure to do so may result in you not being allowed onto the circuit for Practice or Racing.
10.2 You will need to hand in your Drivers Briefing Chit when you attend, or, if you have lost this sign in next to your name on the register. You will then be issued with a wristband.
10.3 Your wristband must be worn before you LEAVE the briefing and worn for the duration of the event.
- 11. FITMENT OF TRANSPONDERS**
11.1 Each competitor will be issued with a Transponder at Signing On, unless you have your own permanent Transponder as indicated on your entry form.
11.2 This must be mounted to your car in a location where it can transmit an uninterrupted signal vertically downwards to the track.
11.3 Failing to record a suitable practice time due to poor or non-fitment, may result in you starting from the back of the grid.
11.4 Transponder Brackets are available for purchase at a cost of £6.00.
- 12. FITMENT OF ONBOARD CAMERAS**
12.1 Competitors must make themselves familiar with MSA J5.21.
12.2 Should you wish to run an Onboard Camera, this must be securely mounted and ready for inspection at Scrutineering.
12.3 Once this inspection has been passed the Scrutineers will issue a 'Passed Onboard Camera Inspection' sticker.
12.4 This sticker will be inspected in the Assembly Area before you are permitted onto the circuit.
12.5 The presentation of a competing vehicle in Assembly with an Onboard Camera fitted but failing to display a Camera Inspection sticker may result in you not being allowed onto the circuit and will result in you being reported to the Clerk of the Course.
12.6 Should you have footage you are happy for the VSCC to share through social media please email it to iris.jenkins@vscc.co.uk
- 13. PIT LANE DISCIPLINE**
13.1 Smoking is forbidden anywhere in the pit lane.
13.2 Each competitor will be issued with two wristbands for their support crew at Signing-on. These must be worn at all times – NO WRISTBAND = NO ADMITTANCE.
13.3 At the end of each practice session and race, all cars must be cleared from the pit lane.
13.4 No car may rejoin the track after the chequered flag has been shown.
13.5 Whilst in the pit lane, through traffic should keep to the left, cars intending to visit the pits should stay central and stationary cars at a pit should be on the right.
13.6 All garage doors on the pit side must be kept shut at all times.
- 14. ASSEMBLY PROCEDURES**
14.1 Ensure you arrive in the assembly area in a race-ready condition, with your car, a minimum of 15 minutes prior to the due start time of your race.
14.2 Follow the Marshals' instructions closely.
14.3 Only leave the area on instruction of the assembly Marshals.
14.4 Do not leave your car unattended once you are in this area.
14.5 Once your race is released to the grid:-
14.5.1 Leave assembly under Marshals' instructions,
14.5.2 Complete 95% of a lap and take formation on the grid in readiness for the start of your race.
14.6 In the event of a delay following a race due to recovery of competing cars, the following race's cars may be led to the grid behind a Safety Car during the recovery operation at the discretion of the Clerk of the Course; drivers will be briefed in the Assembly Area accordingly.
- 15. PRACTICE**
15.1 Practice sessions will be of 20 or 30 minutes starting from 0830hrs.
15.2 Each driver is required to complete a minimum of three laps in each car entered in order to be allowed to race.
15.3 Paddock announcements will be made should any changes to the schedule take place.
15.4 Ensure that your car carries the correct transponder and competition number if you are sharing a car.
15.5 Changes in your allocated session can only be sanctioned by the Clerk of the Course in writing as sessions are very full this may not always be possible.
15.6 Scratch race grid positions will be allocated based on practice times.
15.7 On completion of the session, the chequered flag will be shown;
15.7.1 Slow down and complete 95% of a lap and return to the paddock, via the pit lane, following the Marshal's instructions.
15.8 Practice times and grid positions will be available from Race Admin as soon as possible following the end of each session.
15.9 Times for competitors taking part in Unofficial Practice will not count for grid positions. Every competitor is required to practice within their allocated Practice Session.



Vintage Sports-Car Club

FORMULA VINTAGE – ROUND 2 – OULTON PARK INTERNATIONAL

Saturday 19 May 2018

MSA Permit Numbers –104859 (National B) and 104862 (Clubmans)



COMPETITORS INSTRUCTIONS

16. RACE STARTS

- 16.1 Leave assembly in grid order and complete 95% of a lap. Maintain grid order, no overtaking.
- 16.2 All Scratch Races will be started by lights.
- 16.3 Once all cars are in position on the grid, the 5 second board will be shown; and the lights will come on and racing starts once the lights extinguish.
- 16.4 Any car unable to leave on time or arriving late in the assembly area may be permitted to start from the pit lane, only once the race has started.
- 16.5 Cars stopping on the grid in the wrong location may be given a jump start penalty.
- 16.6 Once on the grid, if you are unable to start, you must immediately raise your arm vertically so as to advise other drivers that you are in technical difficulties, yellow flags will then be deployed.

17. HANDICAP RACE

- 17.1 Handicap times are included in these instructions on the entry list pages.
- 17.2 These times may be changed following the practice sessions.
- 17.3 In the assembly area, each driver will be given a sticker with a number which corresponds to their batch.
- 17.4 On the instructions of the Marshals, the cars will leave the assembly area and complete just over one lap and form up on the grid. Maintain grid order, no overtaking.
- 17.5 Batch 1 will start at the drop of the National Flag.
- 17.6 As these cars leave the grid, the starting official will then hold aloft the sign for starting Batch 2.
- 17.7 This batch will start at the next drop of the National Flag then Batch 3, 4, 5 and so on, until all cars have left the grid.
- 17.8 The batch signs are a white number on a red background.

18. RACE FINISH

- 18.1 The Chequered Flag will be shown to the race leader once the race time has been completed.
- 18.2 Once you have been shown the chequered flag you must drive around the circuit at reduced speed, without overtaking, and return to the paddock via the pit lane.
- 18.3 Please acknowledge the Marshals during your slowing down lap if it is safe to do so, making sure you remain wearing all of your safety equipment until you are parked back in the Paddock.

19. PARC FERME

- 19.1 All competition cars may be subject to post race scrutineering and may be held under Parc Ferme conditions until released by the Chief Scrutineer, even if this is at their paddock location.

20. AWARDS AND PRESENTATIONS

- 20.1 Winners of certain races and/or trophies will be presented with awards. We would like to thank Louis Latour for sponsoring these awards.
- 20.2 After taking the chequered flag, the relevant cars in these races will be instructed to park on the hatched area next to the Medical Centre.
- 20.3 Please do not obstruct the flow of cars leaving and entering the pit lane.



21. CONDUCT

- 21.1 During the course of the meeting, Officials will be monitoring all reports received in relation to competitor's personal conduct and adverse behaviour.
- 21.2 Should any individual be included in two or more reports during one race season, a written warning will be issued and their behaviour will be closely monitored for the remainder of the season.
- 21.3 Any subsequent reports could result in a refusal of further race entries.
- 21.4 Competitors are also reminded that the consumption of alcohol and drugs are not permitted and may result in exclusion as per the MSA regulations.
- 21.5 Competitors are not permitted to sell any merchandise without the prior written permission of Silverstone Circuits Limited.
- 21.6 Competitors are reminded of the Race Code of Conduct, which will be in force throughout this meeting. (See separate document)
- 21.7 A new role of Competitor Safety Advisor will be in place at this meeting. This person is someone you can contact in an informal manner to discuss any concerns you may have over another competitor's health, conduct or car preparation. This role is in addition to the formal methods available through the Clerk of the Course and not a replacement.

21.8 **We have recently received a number of reports of competitors being abusive towards marshals. We strongly encourage all competitors to refrain from this type of behaviour. Abuse will not be tolerated and any such action may result in you being referred to the Clerk of the Course.**

22. ALCOHOL BREATHALYSER TEST

Competitors are reminded Alcohol Breath Testing will be taking place at this event in accordance with GR14.

23. HEALTH AND SAFETY

- 23.1 **The Health and Safety Guidance Notes from the circuit will be displayed on the official notice board.**
- 23.2 Any car which is having its transmission warmed by driving the wheels in the paddock area should have guards around them and with a competent person seated in the driving seat (K14.2). Stationary wheels should be firmly chocked.
- 23.2 Tow starting of cars is only permitted in the designated area.
- 23.3 A 23 mph speed limit is in force on the whole of the site (excluding the track) with the exception of the paddock which is restricted to 5mph.
- 23.4 Scooters are only permitted to be driven by a person holding the appropriate driving licence.
- 23.5 Any other type of vehicle, i.e. mini motos, are not permitted.
- 23.6 **In the event of a serious incident Dave Salmon, VSCC CEO, is nominated as spokesperson for the Club. Competitors, Marshals and Officials should not make any statement or comment to the press and refer all enquiries to Dave Salmon directly, who is contactable via Race Admin.**

COMPETITORS INSTRUCTIONS

25. LIVE TIMING AND RESULTS











We are delighted to confirm that VSCC will provide Live Results for this event in 2018. Competitors, Spectators, friends and family are invited to visit the below website, where live results for each Practice and Race will be published live by our time keepers. This website is accessible from PCs, Tablets and Mobiles.
www.theresultslive.co.uk/vintage-sports-car-club

26. COMPETITOR SAFETY ADVISOR

Tony Stephens has been nominated as Competitor Safety Advisor for this event and will be based within the Paddock and Race Admin building. A CSA is intended as an informal point of contact for competitors so that they may raise issues including poor driving standards, the medical fitness of other competitors and the mechanical fitness of any cars.



• FLAG SIGNALS •

	Steady: Another competitor is close Waved: Another competitor is trying to pass
	Service vehicle or very slow car on circuit
	Single Waved: Danger ahead, no overtaking, slow down Double Waved: Great danger ahead, no overtaking, slow down, be prepared to stop
	Slippery surface ahead
	Proceed, hazard indicated has cleared
	Stop racing, proceed slowly to pits or start line as instructed by marshals
	Displayed with white number: warning of mechanical failure which might not be obvious to driver, call into pit immediately
	Displayed with white number: warning to driver that his behaviour (i.e corner cutting) is suspect and he may be black flagged
	Displayed with white number: Driver must call in immediately and report to the Clerk of the Course
	End of the race