



**THE
VINTAGE SPORTS
CAR CLUB**

CADWELL PARK

19th JUNE 2021

RESULTS BY



**HS Sports Ltd
Kinetic House, Varey Road
Congleton, Cheshire CW12 1UW
Tel. +44 (0)1260 275708
Fax +44 (0)1260 295625
www.hssports.co.uk**



The Vintage Sports-Car Club

STANDARD AND MODIFIED PRE-WAR SPORTS CARS

PROVISIONAL RESULT - PRACTICE SESSION 1

PI	No	Cl Name	Car	Laps	Time on Lap	Behind	MPH
1	53	Jonathan SHARP	Riley 12/4 TT Sprite	7	2:09.11	7	60.98
2	97	Simon BLAKENEY-EDWARDS	Frazer Nash Super Sports	7	2:11.79	4 02.68	59.74
3	22	Jo BLAKENEY-EDWARDS	Frazer Nash Super Sports	6	2:11.89	5 02.78	59.70
4	16	Marcus BLACK	Talbot Lago T23	6	2:13.25	4 04.14	59.09
5	59	Jeremy FLANN	Frazer Nash 3 Seat Tourer	6	2:15.50	3 06.39	58.10
6	39	Ian STANDING	Riley Brooklands	6	2:20.91	5 11.80	55.87
7	37	Nigel DOWDING	Riley Brooklands	6	2:24.35	5 15.24	54.54
8	49	John REEVE	Riley Brooklands	6	2:25.01	4 15.90	54.29
9	17	Max SOWERBY	Talbot Lago T120	6	2:25.42	6 16.31	54.14
10	15	John GUYATT	Talbot Lago T150C	6	2:25.59	6 16.48	54.08
11	78	Andrew MORLAND	MG PA	6	2:29.06	6 19.95	52.82
12	36	Andrew BAKER	Riley Brooklands	6	2:30.14	6 21.03	52.44
13	27	Mark HAYWARD	Alvis FD 12/75 FWD	6	2:34.40	6 25.29	50.99
14	64	Yushan NG	Frazer Nash Super Sports	6	2:34.70	6 25.59	50.89
15	74	Christopher EDMONDSON	MG C Type	6	2:37.65	5 28.54	49.94
16	75	Chris CADMAN	MG Monthery	5	2:42.94	5 33.83	48.32
17	104	Nicholas MORLEY	Lagonda LG 45	5	2:43.37	5 34.26	48.19
18	76	David COOKSEY	MG Monthery	5	2:44.61	5 35.50	47.83
19	131	Adam MOODY	Alfa Romeo Sports	5	2:45.63	5 36.52	47.53
20	73	Emma POTTER	MG C Type	3	3:24.30	2 01:15.19	38.54
Not-Seen							
	40	Clive TEMPLE	Riley Brooklands				

Start Time : 09:07

Cadwell Park

19 Jun 21 09:28

Clerk of Course:

Time Issued:

Chief Timekeeper:

THESE RESULTS ARE PROVISIONAL UNTIL THE CONCLUSION OF ANY JUDICIAL AND TECHNICAL MATTERS

Timing by HS Sports Ltd - Results and Lap Times at www.theresultslive.co.uk/vintage-sports-car-club

STANDARD AND MODIFIED PRE-WAR SPORTS CARS

LAP TIMES - PRACTICE SESSION 1

15	John GUYATT										
	Lap	1	2	3	4	5	6	7	8	9	10
	1	2:44.84	2:34.74	2:32.93	2:27.84	2:27.60	2:25.59				
16	Marcus BLACK										
	Lap	1	2	3	4	5	6	7	8	9	10
	1	2:56.54	2:25.58	2:17.72	2:13.25	2:17.36	2:17.33				
17	Max SOWERBY										
	Lap	1	2	3	4	5	6	7	8	9	10
	1	2:49.33	2:33.97	2:29.69	2:27.61	2:26.93	2:25.42				
22	Jo BLAKENEY-EDWARDS										
	Lap	1	2	3	4	5	6	7	8	9	10
	1	3:01.15	2:17.26	2:13.34	2:12.44	2:11.89	2:12.05				
27	Mark HAYWARD										
	Lap	1	2	3	4	5	6	7	8	9	10
	1	2:56.42	2:43.88	2:39.71	2:38.59	2:36.56	2:34.40				
36	Andrew BAKER										
	Lap	1	2	3	4	5	6	7	8	9	10
	1	2:54.20	2:37.51	2:37.30	2:34.36	2:31.27	2:30.14				
37	Nigel DOWDING										
	Lap	1	2	3	4	5	6	7	8	9	10
	1	2:59.17	2:37.56	2:29.52	2:28.66	2:24.35	2:32.87				
39	Ian STANDING										
	Lap	1	2	3	4	5	6	7	8	9	10
	1	2:54.70	2:25.56	2:28.57	2:22.55	2:20.91	2:24.72				
49	John REEVE										
	Lap	1	2	3	4	5	6	7	8	9	10
	1	2:58.31	2:30.13	2:29.23	2:25.01	2:27.70	2:47.26				
53	Jonathan SHARP										
	Lap	1	2	3	4	5	6	7	8	9	10
	1	2:57.09	2:21.04	2:11.94	2:10.12	2:13.67	2:11.51	2:09.11			
59	Jeremy FLANN										
	Lap	1	2	3	4	5	6	7	8	9	10
	1	2:58.25	2:20.64	2:15.50	2:17.71	2:22.66	2:21.66				
64	Yushan NG										
	Lap	1	2	3	4	5	6	7	8	9	10
	1	2:51.55	2:41.45	2:35.62	2:46.42	2:36.14	2:34.70				
73	Emma POTTER										
	Lap	1	2	3	4	5	6	7	8	9	10
	1	3:50.98	3:24.30	3:44.46							

74	Christopher EDMONDSON									
Lap	1	2	3	4	5	6	7	8	9	10
1	2:52.45	2:41.70	2:37.77	2:53.33	2:37.65	3:14.98				
75	Chris CADMAN									
Lap	1	2	3	4	5	6	7	8	9	10
1	3:18.61	2:49.41	2:46.22	2:47.63	2:42.94					
76	David COOKSEY									
Lap	1	2	3	4	5	6	7	8	9	10
1	3:14.93	2:48.77	2:47.62	2:46.53	2:44.61					
78	Andrew MORLAND									
Lap	1	2	3	4	5	6	7	8	9	10
1	2:54.50	2:40.77	2:33.46	2:33.67	2:30.19	2:29.06				
97	Simon BLAKENEY-EDWARDS									
Lap	1	2	3	4	5	6	7	8	9	10
1	2:58.48	2:16.73	2:13.87	2:11.79	2:11.98	2:13.44	2:13.33			
104	Nicholas MORLEY									
Lap	1	2	3	4	5	6	7	8	9	10
1	2:52.86	3:05.07	2:59.46	2:49.74	2:43.37					
131	Adam MOODY									
Lap	1	2	3	4	5	6	7	8	9	10
1	2:54.97	2:48.90	2:46.55	2:55.03	2:45.63					



The Vintage Sports-Car Club

VSCC PRE-WAR CARS

PROVISIONAL RESULT - PRACTICE SESSION 2

PI	No	CI Name	Car	Laps	Time on Lap	Behind	MPH
1	155	Robert COBDEN	Riley Falcon Special	6	2:13.57	6	58.94
2	34	Mike JAMES	Riley 12/4 TT Sprite Rep	6	2:16.09	6 02.52	57.85
3	123	Harry PAINTER	MG PA	7	2:16.58	3 03.01	57.65
4	89	Charles GODDARD	MG PA-PB	6	2:16.71	6 03.14	57.59
5	63	David WYLIE	Frazer Nash AC	6	2:17.84	6 04.27	57.12
6	32	Alexander HEWITSON	Riley 12/4 Special	6	2:18.60	6 05.03	56.81
7	41	Dennis BINGHAM	Riley Falcon Special	6	2:23.14	6 09.57	55.00
8	90	Steven SMITH	Morris Minor	6	2:23.31	5 09.74	54.94
9	47	Colin WOLSTENHOLME	Riley Racing Mph	6	2:24.19	6 10.62	54.60
10	45	Richard ILIFFE	Riley TT Sprite Replica	6	2:26.64	6 13.07	53.69
11	120	Jeffrey EDWARDS	Alvis Silver Eagle	5	2:27.89	4 14.32	53.24
12	109	Wilfred CAWLEY	Austin 7 Special	6	2:31.33	6 17.76	52.03
13	38	Simon KELLEWAY	Riley Sprite 12/4	6	2:31.54	6 17.97	51.95
14	96	Tony SEBER	Wolseley Hornet Special	2	2:32.02	2 18.45	51.79
15	56	James RICKETTS	Riley Special	6	2:33.28	6 19.71	51.36
16	55	David MORLEY	Riley Special	6	2:34.64	6 21.07	50.91
17	108	George SCHOLEY	Austin Ulster	6	2:34.67	6 21.10	50.90
18	43	Rupert MANN	Riley Special	5	2:35.23	5 21.66	50.72
19	133	Robert MOORE	GN Special	4	2:36.56	3 22.99	50.29
20	126	William LEITH	Austin 7 Hummingbird	6	2:37.71	5 24.14	49.92
21	83	Nick HAYWARD-COOK	MG J2	5	2:38.39	5 24.82	49.71
22	130	Matthew MOORE	Austin 7 Ulster	6	2:38.41	6 24.84	49.70
23	54	Andrew CROYS DILL	Riley 12/4	5	3:00.07	4 46.50	43.72
Not-Seen							
	106	Ian GILES	Amilcar G				
	110	Archie WATERFIELD	Austin 7				
	92	Brian WALTON	Riley Sports				

Start Time : 09:30

Cadwell Park

19 Jun 21 09:49

Clerk of Course:

Time Issued:

Chief Timekeeper:

THESE RESULTS ARE PROVISIONAL UNTIL THE CONCLUSION OF ANY JUDICIAL AND TECHNICAL MATTERS

Timing by HS Sports Ltd - Results and Lap Times at www.theresultslive.co.uk/vintage-sports-car-club

VSCC PRE-WAR CARS

LAP TIMES - PRACTICE SESSION 2

32	Alexander HEWITSON										
	Lap	1	2	3	4	5	6	7	8	9	10
	1	2:45.05	2:38.38	2:21.98	2:21.40	2:19.74	2:18.60				
34	Mike JAMES										
	Lap	1	2	3	4	5	6	7	8	9	10
	1	2:31.57	2:29.18	2:25.05	2:19.89	2:17.39	2:16.09				
38	Simon KELLEWAY										
	Lap	1	2	3	4	5	6	7	8	9	10
	1	2:48.65	2:42.12	2:35.77	2:32.15	2:32.04	2:31.54				
41	Dennis BINGHAM										
	Lap	1	2	3	4	5	6	7	8	9	10
	1	2:35.49	2:29.74	2:25.68	2:25.45	2:23.74	2:23.14				
43	Rupert MANN										
	Lap	1	2	3	4	5	6	7	8	9	10
	1	2:56.77	2:50.45	2:43.86	2:40.65	2:35.23					
45	Richard ILIFFE										
	Lap	1	2	3	4	5	6	7	8	9	10
	1	2:46.83	2:39.42	2:33.47	2:33.45	2:27.04	2:26.64				
47	Colin WOLSTENHOLME										
	Lap	1	2	3	4	5	6	7	8	9	10
	1	2:46.88	2:37.87	2:34.63	2:25.42	2:27.51	2:24.19				
54	Andrew CROYS DILL										
	Lap	1	2	3	4	5	6	7	8	9	10
	1	3:12.57	3:00.37	3:01.03	3:00.07	3:00.90					
55	David MORLEY										
	Lap	1	2	3	4	5	6	7	8	9	10
	1	2:46.76	2:49.72	2:47.22	2:45.10	2:38.29	2:34.64				
56	James RICKETTS										
	Lap	1	2	3	4	5	6	7	8	9	10
	1	2:47.63	2:48.06	2:47.95	2:38.00	2:34.19	2:33.28				
63	David WYLIE										
	Lap	1	2	3	4	5	6	7	8	9	10
	1	2:31.75	2:28.57	2:30.88	2:21.34	2:18.73	2:17.84				
83	Nick HAYWARD-COOK										
	Lap	1	2	3	4	5	6	7	8	9	10
	1	3:03.31	2:45.71	2:38.85	2:39.72	2:38.39					
89	Charles GODDARD										
	Lap	1	2	3	4	5	6	7	8	9	10
	1	2:46.38	2:32.92	2:28.88	2:20.22	2:21.94	2:16.71				

90	Steven SMITH										
	Lap	1	2	3	4	5	6	7	8	9	10
	1	2:36.65	2:28.41	2:35.22	2:24.66	2:23.31	2:26.22				
96	Tony SEBER										
	Lap	1	2	3	4	5	6	7	8	9	10
	1	2:37.17	2:32.02								
108	George SCHOLEY										
	Lap	1	2	3	4	5	6	7	8	9	10
	1	2:47.56	2:48.24	2:46.78	2:45.21	2:38.15	2:34.67				
109	Wilfred CAWLEY										
	Lap	1	2	3	4	5	6	7	8	9	10
	1	2:46.03	2:39.16	2:35.16	2:35.15	2:42.18	2:31.33				
120	Jeffrey EDWARDS										
	Lap	1	2	3	4	5	6	7	8	9	10
	1	2:47.61	2:49.06	2:43.21	2:27.89	2:29.87					
123	Harry PAINTER										
	Lap	1	2	3	4	5	6	7	8	9	10
	1	2:31.01	2:22.77	2:16.58	2:16.84	2:17.25	2:19.01	2:18.25			
126	William LEITH										
	Lap	1	2	3	4	5	6	7	8	9	10
	1	2:54.49	2:47.22	2:54.30	2:38.65	2:37.71	2:38.57				
130	Matthew MOORE										
	Lap	1	2	3	4	5	6	7	8	9	10
	1	3:01.51	2:53.99	2:46.78	2:46.74	2:40.73	2:38.41				
133	Robert MOORE										
	Lap	1	2	3	4	5	6	7	8	9	10
	1	2:48.42	2:38.92	2:36.56	2:43.35						
155	Robert COBDEN										
	Lap	1	2	3	4	5	6	7	8	9	10
	1	2:38.86	2:36.31	2:28.40	2:16.86	2:17.54	2:13.57				



The Vintage Sports-Car Club

PRE-1961 RACING CARS

PROVISIONAL RESULT - PRACTICE SESSION 3

PI	No	CI	Name	Car	Laps	Time on Lap	Behind	MPH	
1	2		Mark GILLIES	ERA R3A	7	2:02.70	7	64.17	
2	211		Fred WAKEMAN	Frazer Nash Super Sports	7	2:03.70	7	01.00	63.65
3	18		Tom WATERFIELD	Frazer Nash Supersports	7	2:04.47	6	01.77	63.25
4	8		John URE	Cooper Bristol T24/25	7	2:04.61	7	01.91	63.18
5	68		James BAXTER	Riley ERA	7	2:05.05	7	02.35	62.96
6	171		Patrick BLAKENEY-EDWARDS	Frazer Nash Super Sports	7	2:05.90	6	03.20	62.54
7	4		Ben FIDLER	ERA AJM 1	6	2:07.08	6	04.38	61.95
8	7		Frederick HARPER	Kurtis Indy-Roadster	6	2:08.12	6	05.42	61.45
9	13		Duncan PITTAWAY	Bugatti T35	6	2:09.42	6	06.72	60.83
10	9		Graham BARRON	Gemini Mk2	7	2:12.01	7	09.31	59.64
11	23		Sandford ANDREWS	Morgan Aero 2Str	4	2:12.40	3	09.70	59.47
12	69		Dougal CAWLEY	GN/Ford Piglet	3	2:12.41	2	09.71	59.46
13	6		Ian BAXTER	Alta 61 I.S. Single Seat	6	2:13.64	5	10.94	58.91
14	112		Ben MAEERS	GN Parker	6	2:13.96	6	11.26	58.77
15	5		Julian WILTON	ERA R7B	3	2:26.13	2	23.43	53.88
16	135		Chris HUDSON	Bugatti T35B	3	2:27.22	3	24.52	53.48
17	66		Tony PEARSON	Bandini Test Car For Esc	2	2:28.37	2	25.67	53.06
18	3		Teifion SALISBURY	MG K3	6	2:40.15	5	37.45	49.16

Start Time : 09:53

Cadwell Park

19 Jun 21 10:11

Clerk of Course:

Time Issued:

Chief Timekeeper:

THESE RESULTS ARE PROVISIONAL UNTIL THE CONCLUSION OF ANY JUDICIAL AND TECHNICAL MATTERS

Timing by HS Sports Ltd - Results and Lap Times at www.theresultslive.co.uk/vintage-sports-car-club

PRE-1961 RACING CARS

LAP TIMES - PRACTICE SESSION 3

2	Mark GILLIES										
	Lap	1	2	3	4	5	6	7	8	9	10
	1	2:24.72	2:20.52	2:04.98	2:06.24	2:07.14	2:05.66	2:02.70			
3	Teifion SALISBURY										
	Lap	1	2	3	4	5	6	7	8	9	10
	1	2:47.91	2:44.95	2:44.97	2:43.67	2:40.15	2:42.41				
4	Ben FIDLER										
	Lap	1	2	3	4	5	6	7	8	9	10
	1	2:34.91	2:19.65	2:14.81	2:34.04	2:13.95	2:07.08				
5	Julian WILTON										
	Lap	1	2	3	4	5	6	7	8	9	10
	1	2:36.45	2:26.13	2:29.58							
6	Ian BAXTER										
	Lap	1	2	3	4	5	6	7	8	9	10
	1	2:35.73	2:25.26	2:25.16	2:16.55	2:13.64	2:13.81				
7	Frederick HARPER										
	Lap	1	2	3	4	5	6	7	8	9	10
	1	2:37.40	2:18.65	2:13.27	2:14.11	2:15.27	2:08.12				
8	John URE										
	Lap	1	2	3	4	5	6	7	8	9	10
	1	2:20.23	2:11.04	2:12.47	2:13.42	2:12.29	2:06.90	2:04.61			
9	Graham BARRON										
	Lap	1	2	3	4	5	6	7	8	9	10
	1	2:19.58	2:16.59	2:16.50	2:12.59	2:17.45	2:13.46	2:12.01			
13	Duncan PITTAWAY										
	Lap	1	2	3	4	5	6	7	8	9	10
	1	2:20.23	2:13.78	2:12.35	2:14.01	2:13.97	2:09.42				
18	Tom WATERFIELD										
	Lap	1	2	3	4	5	6	7	8	9	10
	1	2:15.03	2:11.73	2:07.69	2:09.36	2:11.97	2:04.47	2:05.37			
23	Sandford ANDREWS										
	Lap	1	2	3	4	5	6	7	8	9	10
	1	2:21.34	2:14.88	2:12.40	2:13.07						
66	Tony PEARSON										
	Lap	1	2	3	4	5	6	7	8	9	10
	1	2:37.38	2:28.37								
68	James BAXTER										
	Lap	1	2	3	4	5	6	7	8	9	10
	1	2:20.80	2:13.13	2:10.79	2:11.84	2:10.48	2:05.39	2:05.05			

69	Dougal CAWLEY										
	Lap	1	2	3	4	5	6	7	8	9	10
	1	2:14.96	2:12.41	6:03.32							

112	Ben MAEERS										
	Lap	1	2	3	4	5	6	7	8	9	10
	1	2:29.00	2:15.78	2:23.46	2:20.68	2:21.42	2:13.96				

135	Chris HUDSON										
	Lap	1	2	3	4	5	6	7	8	9	10
	1	2:39.47	2:32.90	2:27.22							

171	Patrick BLAKENEY-EDWARDS										
	Lap	1	2	3	4	5	6	7	8	9	10
	1	2:16.33	2:12.13	2:12.78	2:09.07	2:11.63	2:05.90	2:07.10			

211	Fred WAKEMAN										
	Lap	1	2	3	4	5	6	7	8	9	10
	1	2:14.81	2:11.47	2:05.76	2:14.52	2:14.14	2:05.25	2:03.70			



The Vintage Sports-Car Club

VSCC PRE-WAR CARS

PROVISIONAL RESULT - PRACTICE SESSION 4

PI	No	CI	Name	Car	Laps	Time on Lap	Behind	MPH
1	65		Tom WALKER	GN Special	6	2:22.34	2	55.31
2	26		Paul BAKER	Frazer Nash Sports	6	2:32.91	2 10.57	51.49
3	28		Clive FIDGEON	Frazer Nash Boulogne II	5	2:34.18	2 11.84	51.06
4	161		Matt WALTON	Wolseley Hornet Special	5	2:34.84	2 12.50	50.85
5	67		Mark WALKER	GN Thunderbug	5	2:41.58	3 19.24	48.73
6	124		Simon GALLON	Austin 7	5	2:44.60	2 22.26	47.83
7	128		Alistair LITTLEWOOD	Bentley 3/4.5 Litre	5	2:45.05	2 22.71	47.70
8	111		James MILES	Austin 7 Special	5	2:45.92	2 23.58	47.45
9	177		Richard LAKE	Aston Martin Speed Model	5	2:49.27	2 26.93	46.51
10	101		Jack BOND	MG Q Type	4	2:53.43	3 31.09	45.40
11	85		Barry FOSTER	MG Montlhery	5	2:54.36	2 32.02	45.15
12	58		Bill ROSTEN	GN 11.9 Annie	5	2:56.15	2 33.81	44.70
13	70		Justin MAEERS	GN Touring	5	2:57.02	2 34.68	44.48
14	44		Nicholas POWELL	Austin/MG LA Special	5	2:59.01	4 36.67	43.98
15	100		Andrew HOWE-DAVIES	Scat Racer	5	3:06.63	2 44.29	42.19
16	141		Francesca WILTON	Austin S/S	4	3:25.40	1 01:03.06	38.33
Not-Seen								
	33		Mark ELDER	Austin Sports Special				
	98		Nick LESTON	Lovell Elkhart Sprint Racer				

Start Time : 10:17

Cadwell Park

19 Jun 21 10:39

Clerk of Course:

Time Issued:

Chief Timekeeper:

THESE RESULTS ARE PROVISIONAL UNTIL THE CONCLUSION OF ANY JUDICIAL AND TECHNICAL MATTERS

Timing by HS Sports Ltd - Results and Lap Times at www.theresultslive.co.uk/vintage-sports-car-club

VSCC PRE-WAR CARS

LAP TIMES - PRACTICE SESSION 4

26	Paul BAKER										
	Lap	1	2	3	4	5	6	7	8	9	10
	1	2:39.78	2:32.91	2:36.65	2:38.81	2:44.01	2:43.30				
28	Clive FIDGEON										
	Lap	1	2	3	4	5	6	7	8	9	10
	1	3:07.83	2:34.18	2:35.29	2:37.70	2:38.12					
44	Nicholas POWELL										
	Lap	1	2	3	4	5	6	7	8	9	10
	1	3:09.70	3:01.25	2:59.44	2:59.01	3:03.22					
58	Bill ROSTEN										
	Lap	1	2	3	4	5	6	7	8	9	10
	1	3:01.59	2:56.15	2:57.33	2:56.16	2:59.95					
65	Tom WALKER										
	Lap	1	2	3	4	5	6	7	8	9	10
	1	2:27.29	2:22.34	2:26.38	2:30.39	2:46.92	2:41.11				
67	Mark WALKER										
	Lap	1	2	3	4	5	6	7	8	9	10
	1	2:49.24	2:44.53	2:41.58	2:42.92	2:41.82					
70	Justin MAEERS										
	Lap	1	2	3	4	5	6	7	8	9	10
	1	3:00.87	2:57.02	3:07.68	2:58.58	2:59.65					
85	Barry FOSTER										
	Lap	1	2	3	4	5	6	7	8	9	10
	1	3:00.86	2:54.36	2:56.28	3:04.70	2:54.39					
100	Andrew HOWE-DAVIES										
	Lap	1	2	3	4	5	6	7	8	9	10
	1	3:08.41	3:06.63	3:13.64	3:25.66	3:09.73					
101	Jack BOND										
	Lap	1	2	3	4	5	6	7	8	9	10
	1	3:09.40	2:54.26	2:53.43	3:03.54						
111	James MILES										
	Lap	1	2	3	4	5	6	7	8	9	10
	1	2:59.34	2:45.92	2:48.08	2:51.09	2:52.21					
124	Simon GALLON										
	Lap	1	2	3	4	5	6	7	8	9	10
	1	2:55.46	2:44.60	2:50.09	3:03.23	2:59.99					
128	Alistair LITTLEWOOD										
	Lap	1	2	3	4	5	6	7	8	9	10
	1	2:50.82	2:45.05	2:47.94	2:54.27	2:58.91					

141 Francesca WILTON

Lap	1	2	3	4	5	6	7	8	9	10
1	3:25.40	3:31.33	3:40.22	3:37.36						

161 Matt WALTON

Lap	1	2	3	4	5	6	7	8	9	10
1	3:09.23	2:34.84	2:35.73	2:38.03	2:42.82					

177 Richard LAKE

Lap	1	2	3	4	5	6	7	8	9	10
1	2:56.07	2:49.27	2:58.34	2:56.45	3:00.60					



The Vintage Sports-Car Club

VSCC PRE-WAR CARS

PROVISIONAL RESULT - PRACTICE SESSION 5

PI	No	CI	Name	Car	Laps	Time on Lap	Behind	MPH	
1	197		Tom WATERFIELD	Frazer Nash Super Sports	6	2:16.41	6	57.72	
2	93		Mark GILLIES	Aston Martin Speed Model	6	2:22.00	6	05.59	55.45
3	61		Jeremy BREWSTER	Frazer Nash Geoghegan S	6	2:28.59	5	12.18	52.99
4	25		Christopher BATTY	Frazer Nash Super Sports	6	2:31.81	5	15.40	51.86
5	190		Rebecca SMITH	Morris Minor	5	2:36.73	5	20.32	50.23
6	87		Simon JACKSON	MG PB	6	2:38.17	6	21.76	49.78
7	91		Duncan POTTER	MG Montlhery Midget	5	2:40.22	5	23.81	49.14
8	77		Paul WESTON	Frazer Nash TT Replica	6	2:42.53	5	26.12	48.44
9	137		Andy NEWBOUND	Frazer Nash Ulster 100	5	2:43.16	5	26.75	48.25
10	139		Steven PRYKE	Frazer Nash TT Replica	5	2:43.82	5	27.41	48.06
11	125		Adam GENTILLI	Frazer Nash TT Replica	5	2:43.88	5	27.47	48.04
12	81		Roger TUSHINGHAM	MG N Type Special	5	2:44.98	5	28.57	47.72
13	156		Nick HAYWARD-COOK	Riley Special	5	2:45.23	5	28.82	47.65
14	48		Paul BULLETT	Frazer Nash Super Sports	5	2:46.87	4	30.46	47.18
15	138		Matthew PARKIN	Frazer Nash Super Sports	4	2:57.47	3	41.06	44.36
16	140		Iain ROCHE	Frazer Nash TT Rep	5	2:57.85	5	41.44	44.27
17	29		Philip PARKINSON	Frazer Nash Boulogne	5	2:58.04	5	41.63	44.22
18	134		Richard MATTHEWS	Frazer Nash Special	5	2:58.20	5	41.79	44.18
19	132		John WISEMAN	Frazer Nash Interceptor	5	3:03.28	5	46.87	42.96
20	107		James EDWARDS	Morgan Super Aero 2Str	5	3:03.31	2	46.90	42.95

Start Time : 10:42

Cadwell Park

19 Jun 21 11:00

Clerk of Course:

Time Issued:

Chief Timekeeper:

THESE RESULTS ARE PROVISIONAL UNTIL THE CONCLUSION OF ANY JUDICIAL AND TECHNICAL MATTERS

Timing by HS Sports Ltd - Results and Lap Times at www.theresultslive.co.uk/vintage-sports-car-club

VSCC PRE-WAR CARS

LAP TIMES - PRACTICE SESSION 5

25	Christopher BATTY										
	Lap	1	2	3	4	5	6	7	8	9	10
	1	2:49.29	2:43.60	2:39.45	2:35.09	2:31.81	2:35.36				
29	Philip PARKINSON										
	Lap	1	2	3	4	5	6	7	8	9	10
	1	3:12.10	3:10.77	3:03.84	2:59.44	2:58.04					
48	Paul BULLETT										
	Lap	1	2	3	4	5	6	7	8	9	10
	1	3:04.82	2:55.21	2:51.97	2:46.87	2:47.35					
61	Jeremy BREWSTER										
	Lap	1	2	3	4	5	6	7	8	9	10
	1	2:50.94	2:41.77	2:34.14	2:32.30	2:28.59	2:33.23				
77	Paul WESTON										
	Lap	1	2	3	4	5	6	7	8	9	10
	1	2:53.93	2:49.44	2:43.98	2:43.78	2:42.53	2:42.61				
81	Roger TUSHINGHAM										
	Lap	1	2	3	4	5	6	7	8	9	10
	1	3:07.11	2:57.41	2:49.33	2:47.94	2:44.98					
87	Simon JACKSON										
	Lap	1	2	3	4	5	6	7	8	9	10
	1	2:51.15	2:46.67	2:52.62	2:38.78	2:38.81	2:38.17				
91	Duncan POTTER										
	Lap	1	2	3	4	5	6	7	8	9	10
	1	3:05.54	3:00.78	2:44.18	2:42.43	2:40.22					
93	Mark GILLIES										
	Lap	1	2	3	4	5	6	7	8	9	10
	1	2:36.79	2:28.99	2:24.55	2:25.15	2:29.74	2:22.00				
107	James EDWARDS										
	Lap	1	2	3	4	5	6	7	8	9	10
	1	3:06.71	3:03.31	3:05.21	3:05.00	3:05.16					
125	Adam GENTILLI										
	Lap	1	2	3	4	5	6	7	8	9	10
	1	2:56.02	2:47.79	2:45.02	2:44.64	2:43.88					
132	John WISEMAN										
	Lap	1	2	3	4	5	6	7	8	9	10
	1	3:09.75	3:14.09	3:05.85	3:04.15	3:03.28					
134	Richard MATTHEWS										
	Lap	1	2	3	4	5	6	7	8	9	10
	1	3:10.35	3:11.32	3:02.38	3:01.19	2:58.20					

137 Andy NEWBOUND

Lap	1	2	3	4	5	6	7	8	9	10
1	2:58.53	2:50.27	2:46.15	2:45.50	2:43.16					

138 Matthew PARKIN

Lap	1	2	3	4	5	6	7	8	9	10
1	3:05.43	3:05.71	2:57.47	2:58.36						

139 Steven PRYKE

Lap	1	2	3	4	5	6	7	8	9	10
1	2:46.08	2:46.77	2:44.86	2:44.81	2:43.82					

140 Iain ROCHE

Lap	1	2	3	4	5	6	7	8	9	10
1	3:08.37	3:06.04	3:01.97	3:00.21	2:57.85					

156 Nick HAYWARD-COOK

Lap	1	2	3	4	5	6	7	8	9	10
1	2:59.58	2:57.28	2:52.62	2:49.06	2:45.23					

190 Rebecca SMITH

Lap	1	2	3	4	5	6	7	8	9	10
1	3:03.94	2:53.99	2:39.74	2:37.20	2:36.73					

197 Tom WATERFIELD

Lap	1	2	3	4	5	6	7	8	9	10
1	2:28.51	2:23.51	2:19.88	2:19.09	2:32.98	2:16.41				



The Vintage Sports-Car Club

VSCC PRE-WAR CARS

PROVISIONAL RESULT - PRACTICE SESSION 6

PI	No	CI	Name	Car	Laps	Time on Lap	Behind	MPH
1	11		Patrick BLAKENEY-EDWARDS	Frazer Nash Super Sports	6	2:15.80	2	57.98
2	71		Frederic WAKEMAN	Frazer Nash Super Sports	5	2:25.52	2 09.72	54.10
3	12		Justin MAEERS	GN Parker	6	2:25.87	6 10.07	53.97
4	196		Rodney SEBER	Wolseley Hornet Special	6	2:30.38	4 14.58	52.36
5	110		Archie WATERFIELD	Austin 7	4	2:30.61	3 14.81	52.28
6	95		Mike PAINTER	MG Kayne	5	2:32.66	5 16.86	51.57
7	1		Christopher MANN	Alfa Romeo Monza	5	2:34.07	5 18.27	51.10
8	88		Fred BOOTHBY	MG J2	6	2:37.89	5 22.09	49.87
9	86		Vernon MACKENZIE	MG PB 'Cream Cracker'	6	2:37.98	6 22.18	49.84
10	80		Mark DOLTON	MG PB	5	2:39.23	4 23.43	49.45
11	42		Richard FRANKEL	MG K3	6	2:40.32	6 24.52	49.11
12	52		Steve WHITE	Riley Falcon Special	5	2:41.86	4 26.06	48.64
13	72		Mark DANIELL	MG Q Type	5	2:44.38	2 28.58	47.90
14	119		William TWELVETREES	Wolseley 16/20	5	2:56.90	5 41.10	44.51
15	79		Andy KING	MG PB Cream Cracker	5	2:57.30	5 41.50	44.41
16	82		Nigel STROUD	MG J2	5	2:57.35	5 41.55	44.39
17	147		Ian FYFE	Alvis 12/70 Special	4	3:04.96	2 49.16	42.57
18	102		Jamie QUARTERMAINE	Vauxhall Quartermaine Sp	4	3:07.19	4 51.39	42.06
19	62		Andy CAWLEY	Frazer Nash Super Sports	5	3:08.83	3 53.03	41.69
20	105		Henry KNIGHT	Alvis SA Speed 20	4	3:11.42	1 55.62	41.13

Not-Seen

127 India WALKER Austin 7 Special

Nos. 52, 72 & 105 - No working transponder

Start Time : 11:03

Cadwell Park

19 Jun 21 11:23

Clerk of Course:

Time Issued:

Chief Timekeeper:

THESE RESULTS ARE PROVISIONAL UNTIL THE CONCLUSION OF ANY JUDICIAL AND TECHNICAL MATTERS

Timing by HS Sports Ltd - Results and Lap Times at www.theresultslive.co.uk/vintage-sports-car-club

VSCC PRE-WAR CARS

LAP TIMES - PRACTICE SESSION 6

1	Christopher MANN										
	Lap	1	2	3	4	5	6	7	8	9	10
	1	2:57.86	2:44.56	2:39.53	2:34.29	2:34.07					
11	Patrick BLAKENEY-EDWARDS										
	Lap	1	2	3	4	5	6	7	8	9	10
	1	2:34.18	2:15.80	2:19.01	2:17.59	2:19.58	2:21.18				
12	Justin MAEERS										
	Lap	1	2	3	4	5	6	7	8	9	10
	1	2:45.33	2:33.61	2:29.96	2:30.59	2:30.26	2:25.87				
42	Richard FRANKEL										
	Lap	1	2	3	4	5	6	7	8	9	10
	1	3:05.36	2:52.01	2:43.33	2:41.47	2:40.88	2:40.32				
52	Steve WHITE										
	Lap	1	2	3	4	5	6	7	8	9	10
	1	3:02.97	2:54.59	2:42.23	2:41.86	2:45.94					
62	Andy CAWLEY										
	Lap	1	2	3	4	5	6	7	8	9	10
	1	3:23.80	3:17.43	3:08.83	3:11.04	3:10.40					
71	Frederic WAKEMAN										
	Lap	1	2	3	4	5	6	7	8	9	10
	1	2:37.79	2:25.52	3:18.14	2:39.78	2:27.93					
72	Mark DANIELL										
	Lap	1	2	3	4	5	6	7	8	9	10
	1	2:58.42	2:44.38	2:46.70	2:47.16	2:56.23					
79	Andy KING										
	Lap	1	2	3	4	5	6	7	8	9	10
	1	3:21.94	3:11.09	3:05.74	2:59.95	2:57.30					
80	Mark DOLTON										
	Lap	1	2	3	4	5	6	7	8	9	10
	1	3:05.79	2:48.90	2:46.24	2:39.23	2:40.34					
82	Nigel STROUD										
	Lap	1	2	3	4	5	6	7	8	9	10
	1	3:22.41	3:11.06	3:08.39	3:03.66	2:57.35					
86	Vernon MACKENZIE										
	Lap	1	2	3	4	5	6	7	8	9	10
	1	2:57.15	2:45.61	2:40.67	2:38.47	2:41.52	2:37.98				
88	Fred BOOTHBY										
	Lap	1	2	3	4	5	6	7	8	9	10
	1	3:04.29	2:47.30	2:44.15	2:40.36	2:37.89	2:43.95				

95	Mike PAINTER									
Lap	1	2	3	4	5	6	7	8	9	10
1	2:52.32	2:40.38	2:41.35	2:42.42	2:32.66					
102	Jamie QUARTERMAINE									
Lap	1	2	3	4	5	6	7	8	9	10
1	3:22.02	3:14.53	3:13.23	3:07.19						
105	Henry KNIGHT									
Lap	1	2	3	4	5	6	7	8	9	10
1	3:11.42	3:12.45	3:11.65	3:18.70						
110	Archie WATERFIELD									
Lap	1	2	3	4	5	6	7	8	9	10
1	2:37.49	2:31.52	2:30.61	2:35.54						
119	William TWELVETREES									
Lap	1	2	3	4	5	6	7	8	9	10
1	3:06.51	2:59.42	3:54.86	3:11.65	2:56.90					
147	Ian FYFE									
Lap	1	2	3	4	5	6	7	8	9	10
1	3:13.59	3:04.96	3:06.94	3:21.38						
196	Rodney SEBER									
Lap	1	2	3	4	5	6	7	8	9	10
1	2:43.91	2:39.16	2:31.99	2:30.38	2:30.66	2:33.71				



The Vintage Sports-Car Club

VSCC PRE-WAR CARS

PROVISIONAL RESULT - PRACTICE SESSION 7

PI	No	CI	Name	Car	Laps	Time on Lap	Behind	MPH	
1	14		Alex AMES	Bugatti T35C	7	2:06.44	7	62.27	
2	20		Edward WILLIAMS	Frazer Nash TT Rep	7	2:12.90	6	06.46	59.24
3	21		Charles KNILL-JONES	Bugatti T59	6	2:13.59	6	07.15	58.94
4	60		Bruce STOPS	Bugatti T35/44	6	2:21.54	6	15.10	55.63
5	51		Timothy DUTTON	Bugatti T51	6	2:22.20	5	15.76	55.37
6	10		Edmund BURGESS	Bugatti Type 51	6	2:22.42	6	15.98	55.28
7	35		Michael HUDSON	Bugatti T35B	6	2:22.78	6	16.34	55.14
8	57		Winston TEAGUE	Frazer Nash Falcon	6	2:23.87	6	17.43	54.72
9	198		Ollie LESTON	Lovell Elkhart Sprint Race	6	2:24.25	4	17.81	54.58
10	167		Hughie WALKER	GN Thunderbug	6	2:24.40	6	17.96	54.52
11	142		Tom THORNTON	BMW 329/28 K	3	2:26.49	2	20.05	53.75
12	24		Nick PANCISI	Bugatti T35B	6	2:31.61	6	25.17	51.93
13	277		William LAKE	Aston Martin Speed Model	6	2:33.80	6	27.36	51.19
14	46		Philip BEWLEY	Bugatti T35	6	2:35.05	5	28.61	50.78
15	143		Mike WRIGLEY	Bugatti T35B	3	2:35.72	3	29.28	50.56
16	129		Peter LIVESEY	Bugatti T13	5	3:08.46	5	01:02.02	41.78

Start Time : 11:26

Cadwell Park

19 Jun 21 11:46

Clerk of Course:

Time Issued:

Chief Timekeeper:

THESE RESULTS ARE PROVISIONAL UNTIL THE CONCLUSION OF ANY JUDICIAL AND TECHNICAL MATTERS

Timing by HS Sports Ltd - Results and Lap Times at www.theresultslive.co.uk/vintage-sports-car-club

VSCC PRE-WAR CARS

LAP TIMES - PRACTICE SESSION 7

10	Edmund BURGESS										
	Lap	1	2	3	4	5	6	7	8	9	10
	1	2:31.78	2:27.38	2:27.78	2:29.23	2:24.52	2:22.42				
14	Alex AMES										
	Lap	1	2	3	4	5	6	7	8	9	10
	1	2:21.03	2:14.06	2:11.92	2:10.83	2:15.89	2:14.04	2:06.44			
20	Edward WILLIAMS										
	Lap	1	2	3	4	5	6	7	8	9	10
	1	2:24.83	2:16.52	2:13.24	2:14.50	2:14.53	2:12.90	2:13.27			
21	Charles KNILL-JONES										
	Lap	1	2	3	4	5	6	7	8	9	10
	1	2:34.62	2:20.64	2:20.76	2:18.78	2:14.28	2:13.59				
24	Nick PANCISI										
	Lap	1	2	3	4	5	6	7	8	9	10
	1	2:51.01	2:44.73	2:43.23	2:39.09	2:33.40	2:31.61				
35	Michael HUDSON										
	Lap	1	2	3	4	5	6	7	8	9	10
	1	2:38.68	2:28.84	2:27.29	2:25.16	2:25.09	2:22.78				
46	Philip BEWLEY										
	Lap	1	2	3	4	5	6	7	8	9	10
	1	2:52.57	2:40.09	2:35.93	2:36.92	2:35.05	2:35.59				
51	Timothy DUTTON										
	Lap	1	2	3	4	5	6	7	8	9	10
	1	2:28.98	2:26.31	2:24.16	2:24.31	2:22.20	2:23.79				
57	Winston TEAGUE										
	Lap	1	2	3	4	5	6	7	8	9	10
	1	2:51.07	2:34.11	2:31.22	2:28.21	2:30.65	2:23.87				
60	Bruce STOPS										
	Lap	1	2	3	4	5	6	7	8	9	10
	1	2:57.46	2:39.54	2:34.87	2:31.11	2:25.28	2:21.54				
129	Peter LIVESEY										
	Lap	1	2	3	4	5	6	7	8	9	10
	1	3:24.00	3:14.82	3:12.65	3:10.25	3:08.46					
142	Tom THORNTON										
	Lap	1	2	3	4	5	6	7	8	9	10
	1	2:31.76	2:26.49	2:28.80							
143	Mike WRIGLEY										
	Lap	1	2	3	4	5	6	7	8	9	10
	1	2:52.17	2:39.97	2:35.72							

167 Hughie WALKER

Lap	1	2	3	4	5	6	7	8	9	10
1	2:38.69	2:33.77	2:29.27	2:27.79	2:28.16	2:24.40				

198 Ollie LESTON

Lap	1	2	3	4	5	6	7	8	9	10
1	2:52.91	2:32.26	2:27.14	2:24.25	2:27.82	2:27.67				

277 William LAKE

Lap	1	2	3	4	5	6	7	8	9	10
1	2:50.92	2:44.46	2:38.13	2:34.30	2:39.68	2:33.80				



STANDARD AND MODIFIED PRE-WAR SPORTS CARS

RESULT - RACE 1

PI	No	CI	Name	Car	Year	Laps	Time	Behind	MPH	Best Lap on	MPH
1	53		Jonathan SHARP	Riley 12/4 TT Sprite	1937	8	16:45.81		62.62	2:03.30	4 63.85
2	97		Simon BLAKENEY-EDWARDS	Frazer Nash Super Sports	1929	8	16:45.83	0.02	62.62	2:03.40	8 63.80
3	16		Marcus BLACK	Talbot Lago T23	1939	8	16:53.55	7.74	62.14	2:03.80	4 63.60
4	22		Jo BLAKENEY-EDWARDS	Frazer Nash Super Sports	1929	8	16:59.66	13.85	61.77	2:04.33	4 63.33 *
5	1		Christopher MANN	Alfa Romeo Monza	1932	8	17:08.80	22.99	61.22	2:01.21	5 64.96
6	59		Jeremy FLANN	Frazer Nash 3 Seat Tourer	1926	8	17:20.79	34.98	60.52	2:06.18	8 62.40
7	17		Max SOWERBY	Talbot Lago T120	1939	8	17:27.53	41.72	60.13	2:07.09	8 61.95
8	28		Clive FIDGEON	Frazer Nash Boulogne II	1932	8	17:43.45	57.64	59.23	2:06.79	5 62.10
9	39		Ian STANDING	Riley Brooklands	1929	8	17:51.65	1:05.84	58.77	2:09.59	5 60.75
10	15		John GUYATT	Talbot Lago T150C	1939	8	18:10.66	1:24.85	57.75	2:12.88	3 59.25
11	37		Nigel DOWDING	Riley Brooklands	1929	8	18:12.15	1:26.34	57.67	2:13.15	7 59.13
12	177		Richard LAKE	Aston Martin Speed Model	1937	8	18:35.92	1:50.11	56.44	2:13.97	5 58.77
13	49		John REEVE	Riley Brooklands	1928	8	18:52.24	2:06.43	55.63	2:16.77	3 57.57
14	78		Andrew MORLAND	MG PA	1934	7	16:52.73	1 Lap	54.42	2:20.91	5 55.87
15	36		Andrew BAKER	Riley Brooklands	1930	7	16:53.07	1 Lap	54.40	2:20.69	5 55.96
16	104		Nicholas MORLEY	Lagonda LG 45	1937	7	17:04.44	1 Lap	53.80	2:19.09	7 56.61
17	64		Yushan NG	Frazer Nash Super Sports	1928	7	17:44.00	1 Lap	51.80	2:28.08	6 53.17
18	75		Chris CADMAN	MG Monthery	1931	7	18:11.92	1 Lap	50.47	2:30.50	7 52.31
19	74		Christopher EDMONDSON	MG C Type	1932	7	18:22.30	1 Lap	50.00	2:33.00	6 51.46
20	62		Andy CAWLEY	Frazer Nash Super Sports	1930	7	18:52.32	1 Lap	48.67	2:37.72	3 49.92
21	131		Adam MOODY	Alfa Romeo Sports	1928	7	19:18.57	1 Lap	47.57	2:39.69	2 49.30

Not-Classified

27	Mark HAYWARD	Alvis FD 12/75 FWD	1928	4	10:31.13	DNF	49.90	2:30.26	2 52.40
----	--------------	--------------------	------	---	----------	-----	-------	---------	---------

Fastest Lap

1	Christopher MANN	Alfa Romeo Monza	1932					2:01.21	5 64.96
---	------------------	------------------	------	--	--	--	--	---------	---------

*** = handicap winner

Start Time : 13:07

Cadwell Park

19 Jun 21 13:27

Clerk of Course:	Time Issued:	Chief Timekeeper:
------------------	--------------	-------------------

THESE RESULTS ARE PROVISIONAL UNTIL THE CONCLUSION OF ANY JUDICIAL AND TECHNICAL MATTERS

Timing by HS Sports Ltd - Results and Lap Times at www.theresultslive.co.uk/vintage-sports-car-club

RACE GRID

STANDARD AND MODIFIED PRE-WAR SPORTS CARS

RACE 1

ROW 12	73 03:24.300 Emma POTTER	62 03:08.830 Andy CAWLEY
ROW 11	177 02:49.270 Richard LAKE	131 02:45.630 Adam MOODY
ROW 10	76 02:44.610 David COOKSEY	104 02:43.370 Nicholas MORLEY
ROW 9	75 02:42.940 Chris CADMAN	74 02:37.650 Christopher EDMONDSO
ROW 8	64 02:34.700 Yushan NG	27 02:34.400 Mark HAYWARD
ROW 7	28 02:34.180 Clive FIDGEON	1 02:34.070 Christopher MANN
ROW 6	36 02:30.140 Andrew BAKER	78 02:29.060 Andrew MORLAND
ROW 5	15 02:25.590 John GUYATT	17 02:25.420 Max SOWERBY
ROW 4	49 02:25.010 John REEVE	37 02:24.350 Nigel DOWDING
ROW 3	39 02:20.910 Ian STANDING	59 02:15.500 Jeremy FLANN
ROW 2	16 02:13.250 Marcus BLACK	22 02:11.890 Jo BLAKENEY-EDWARD
ROW 1	97 02:11.790 Simon BLAKENEY-EDW	53 02:09.110 Jonathan SHARP

POLE

STANDARD AND MODIFIED PRE-WAR SPORTS CARS

LAP TIMES - RACE 1

1	Christopher MANN										
	Lap	1	2	3	4	5	6	7	8	9	10
	1	2:16.08	2:05.32	2:05.64	2:02.10	2:01.21	2:05.70	2:22.36	2:03.87		
15	John GUYATT										
	Lap	1	2	3	4	5	6	7	8	9	10
	1	2:23.15	2:14.16	2:12.88	2:15.23	2:17.04	2:14.13	2:13.71	2:14.43		
16	Marcus BLACK										
	Lap	1	2	3	4	5	6	7	8	9	10
	1	2:10.39	2:06.04	2:04.82	2:03.80	2:06.81	2:08.80	2:04.90	2:04.42		
17	Max SOWERBY										
	Lap	1	2	3	4	5	6	7	8	9	10
	1	2:19.24	2:11.83	2:09.65	2:09.54	2:08.74	2:08.26	2:07.42	2:07.09		
22	Jo BLAKENEY-EDWARDS										
	Lap	1	2	3	4	5	6	7	8	9	10
	1	2:12.39	2:05.52	2:04.66	2:04.33	2:06.13	2:09.23	2:07.17	2:06.70		
27	Mark HAYWARD										
	Lap	1	2	3	4	5	6	7	8	9	10
	1	2:32.15	2:30.26	2:30.72	2:49.63						
28	Clive FIDGEON										
	Lap	1	2	3	4	5	6	7	8	9	10
	1	2:19.01	2:13.51	2:10.27	2:08.58	2:06.79	2:08.64	2:21.81	2:07.68		
36	Andrew BAKER										
	Lap	1	2	3	4	5	6	7	8	9	10
	1	2:34.10	2:24.60	2:21.80	2:21.54	2:20.69	2:21.79	2:21.36			
37	Nigel DOWDING										
	Lap	1	2	3	4	5	6	7	8	9	10
	1	2:22.96	2:16.66	2:15.21	2:16.11	2:15.68	2:13.57	2:13.15	2:13.52		
39	Ian STANDING										
	Lap	1	2	3	4	5	6	7	8	9	10
	1	2:20.11	2:16.40	2:10.79	2:09.70	2:09.59	2:12.90	2:17.16	2:10.91		
49	John REEVE										
	Lap	1	2	3	4	5	6	7	8	9	10
	1	2:26.54	2:20.11	2:16.77	2:19.69	2:18.05	2:19.93	2:18.49	2:26.77		
53	Jonathan SHARP										
	Lap	1	2	3	4	5	6	7	8	9	10
	1	2:11.80	2:04.22	2:04.14	2:03.30	2:06.40	2:04.87	2:04.74	2:03.62		
59	Jeremy FLANN										
	Lap	1	2	3	4	5	6	7	8	9	10
	1	2:14.68	2:09.93	2:07.20	2:09.48	2:08.61	2:13.43	2:06.48	2:06.18		

62	Andy CAWLEY									
Lap	1	2	3	4	5	6	7	8	9	10
1	2:43.41	2:38.34	2:37.72	2:42.03	2:41.33	2:39.16	2:38.75			
64	Yushan NG									
Lap	1	2	3	4	5	6	7	8	9	10
1	2:38.28	2:28.74	2:28.59	2:29.61	2:29.70	2:28.08	2:28.93			
74	Christopher EDMONDSON									
Lap	1	2	3	4	5	6	7	8	9	10
1	2:39.96	2:36.06	2:35.66	2:36.44	2:36.89	2:33.00	2:35.54			
75	Chris CADMAN									
Lap	1	2	3	4	5	6	7	8	9	10
1	2:45.02	2:33.89	2:31.35	2:34.33	2:33.87	2:32.32	2:30.50			
78	Andrew MORLAND									
Lap	1	2	3	4	5	6	7	8	9	10
1	2:32.82	2:25.52	2:21.81	2:21.52	2:20.91	2:21.78	2:21.76			
97	Simon BLAKENEY-EDWARDS									
Lap	1	2	3	4	5	6	7	8	9	10
1	2:10.55	2:05.24	2:04.35	2:04.40	2:07.12	2:04.08	2:04.20	2:03.40		
104	Nicholas MORLEY									
Lap	1	2	3	4	5	6	7	8	9	10
1	2:34.53	2:27.83	2:29.77	2:21.46	2:21.19	2:21.19	2:19.09			
131	Adam MOODY									
Lap	1	2	3	4	5	6	7	8	9	10
1	2:49.89	2:39.69	2:41.98	2:43.69	2:43.60	2:44.27	2:43.95			
177	Richard LAKE									
Lap	1	2	3	4	5	6	7	8	9	10
1	2:30.80	2:20.98	2:16.95	2:16.49	2:13.97	2:13.98	2:17.20	2:14.85		

Lap Chart

STANDARD AND MODIFIED PRE-WAR SPORTS CARS - RACE 1

Lap 1		Lap 2		Lap 3		Lap 4		Lap 5		Lap 6		Lap 7		Lap 8		Lap 9		Lap 10	
No	Time	No	Time	No	Time	No	Time	No	Time	No	Time	No	Time	No	Time	No	Time	No	Time
97	2:13.04	97	4:18.28	97	6:22.63	53	8:26.18	53	10:32.58	53	12:37.45	53	14:42.19	53	16:45.81				
16	2:13.96	53	4:18.74	53	6:22.88	97	8:27.03	97	10:34.15	97	12:38.23	97	14:42.43	97	16:45.83				
53	2:14.52	16	4:20.00	16	6:24.82	16	8:28.62	75	10:35.23 *1	1	12:42.57	104	14:45.35 *1	78	16:52.73 *1				
22	2:15.92	22	4:21.44	22	6:26.10	22	8:30.43	16	10:35.43	16	12:44.23	16	14:49.13	36	16:53.07 *1				
59	2:19.48	1	4:27.92	1	6:33.56	1	8:35.66	22	10:36.56	22	12:45.79	22	14:52.96	16	16:53.55				
1	2:22.60	59	4:29.41	59	6:36.61	59	8:46.09	74	10:36.87 *1	64	12:46.99 *1	1	15:04.93	22	16:59.66				
39	2:24.20	17	4:36.83	17	6:46.48	17	8:56.02	1	10:36.87	59	13:08.13	59	15:14.61	104	17:04.44 *1				
17	2:25.00	28	4:39.68	28	6:49.95	28	8:58.53	62	10:53.08 *1	75	13:09.10 *1	64	15:15.07 *1	1	17:08.80				
28	2:26.17	39	4:40.60	39	6:51.39	39	9:01.09	59	10:54.70	17	13:13.02	17	15:20.44	59	17:20.79				
37	2:28.25	15	4:43.24	15	6:56.12	15	9:11.35	17	11:04.76	74	13:13.76 *1	28	15:35.77	17	17:27.53				
15	2:29.08	37	4:44.91	37	7:00.12	37	9:16.23	28	11:05.32	28	13:13.96	39	15:40.74	28	17:43.45				
49	2:32.43	49	4:52.54	49	7:09.31	49	9:29.00	131	11:06.75 *1	39	13:23.58	75	15:41.42 *1	64	17:44.00 *1				
78	2:39.43	177	5:02.48	177	7:19.43	177	9:35.92	39	11:10.68	62	13:34.41 *1	74	15:46.76 *1	39	17:51.65				
27	2:40.52	78	5:04.95	78	7:26.76	78	9:48.28	15	11:28.39	15	13:42.52	15	15:56.23	15	18:10.66				
36	2:41.29	36	5:05.89	36	7:27.69	36	9:49.23	37	11:31.91	37	13:45.48	37	15:58.63	75	18:11.92 *1				
177	2:41.50	27	5:10.78	27	7:41.50	104	10:02.97	49	11:47.05	131	13:50.35 *1	62	16:13.57 *1	37	18:12.15				
104	2:43.91	104	5:11.74	104	7:41.51	64	10:17.29	177	11:49.89	177	14:03.87	177	16:21.07	74	18:22.30 *1				
74	2:48.71	64	5:19.09	64	7:47.68	27	10:31.13	78	12:09.19	49	14:06.98	49	16:25.47	177	18:35.92				
64	2:50.35	74	5:24.77	74	8:00.43			36	12:09.92	78	14:30.97	131	16:34.62 *1	49	18:52.24				
62	2:54.99	75	5:29.55	75	8:00.90			104	12:24.16	36	14:31.71			62	18:52.32 *1				
75	2:55.66	62	5:33.33	62	8:11.05									131	19:18.57 *1				
131	3:01.39	131	5:41.08	131	8:23.06														



VINTAGE AND PRE-1961 RACING CARS

RESULT - RACE 2

Pl	No	Cl	Name	Car	Year	Laps	Time	Behind	MPH	Best Lap on	MPH
1	2		Mark GILLIES	ERA R3A	1934	11	20:03.36		71.97	1:47.87	3 72.99
2	7		Frederick HARPER	Kurtis Indy-Roadster	1957	11	20:13.72	10.36	71.36	1:47.60	6 73.17
3	68		James BAXTER	Riley ERA	1934/35	11	20:17.42	14.06	71.14	1:48.55	3 72.53
4	9		Graham BARRON	Gemini Mk2	1959	11	20:44.83	41.47	69.57	1:50.87	5 71.01
5	4		Ben FIDLER	ERA AJM 1	1936	11	20:57.43	54.07	68.87	1:52.23	10 70.15 *
6	6		Ian BAXTER	Alta 61 I.S. Single Seat	1937	11	20:59.61	56.25	68.76	1:50.98	11 70.94
7	211		Fred WAKEMAN	Frazer Nash Super Sports	1930	11	21:42.59	1:39.23	66.49	1:56.08	3 67.83
8	69		Dougal CAWLEY	GN/Ford Piglet	1929	11	21:57.88	1:54.52	65.72	1:56.88	8 67.36
9	5		Julian WILTON	ERA R7B	1936	10	20:12.78	1 Lap	64.92	1:56.73	8 67.45
10	112		Ben MAEERS	GN Parker	1926	10	20:14.79	1 Lap	64.81	1:56.92	6 67.34
11	23		Sandford ANDREWS	Morgan Aero 2Str	1926	10	20:21.66	1 Lap	64.45	1:58.28	7 66.56
12	13		Duncan PITTAWAY	Bugatti T35	1925	10	20:41.45	1 Lap	63.42	2:01.45	4 64.83
13	135		Chris HUDSON	Bugatti T35B	1925	10	21:57.83	1 Lap	59.74	2:08.38	5 61.33

Not-Classified

8			John URE	Cooper Bristol T24/25	1953	4	7:26.39	DNF	70.55	1:49.12	4 72.15
171			Patrick BLAKENEY-EDWARDS	Frazer Nash Super Sports	1928	1	2:10.23	DNF	60.46	2:06.53	1 62.22
18			Tom WATERFIELD	Frazer Nash Supersports	1936	0		Starter			

Fastest Lap

7			Frederick HARPER	Kurtis Indy-Roadster	1957					1:47.60	6 73.17
---	--	--	------------------	----------------------	------	--	--	--	--	---------	---------

*** = handicap winner

Start Time : 13:39

Cadwell Park

19 Jun 21 14:02

Clerk of Course:

Time Issued:

Chief Timekeeper:

THESE RESULTS ARE PROVISIONAL UNTIL THE CONCLUSION OF ANY JUDICIAL AND TECHNICAL MATTERS

Timing by HS Sports Ltd - Results and Lap Times at www.theresultslive.co.uk/vintage-sports-car-club

RACE GRID

VINTAGE AND PRE-1961 RACING CARS

RACE 2

ROW 10		
ROW 9		66 02:28.370 Tony PEARSON
ROW 8	135 02:27.220 Chris HUDSON	5 02:26.130 Julian WILTON
ROW 7	112 02:13.960 Ben MAEERS	6 02:13.640 Ian BAXTER
ROW 6	69 02:12.410 Dougal CAWLEY	23 02:12.400 Sandford ANDREWS
ROW 5	9 02:12.010 Graham BARRON	13 02:09.420 Duncan PITTAWAY
ROW 4	7 02:08.120 Frederick HARPER	4 02:07.080 Ben FIDLER
ROW 3	171 02:05.900 Patrick BLAKENEY-EDW	68 02:05.050 James BAXTER
ROW 2	8 02:04.610 John URE	18 02:04.470 Tom WATERFIELD
ROW 1	211 02:03.700 Fred WAKEMAN	2 02:02.700 Mark GILLIES

POLE

VINTAGE AND PRE-1961 RACING CARS

LAP TIMES - RACE 2

2	Mark GILLIES										
Lap	1	2	3	4	5	6	7	8	9	10	
1	1:54.13	1:50.00	1:47.87	1:48.03	1:48.42	1:48.65	1:49.06	1:48.09	1:48.79	1:48.76	
11	1:49.15										

4	Ben FIDLER									
Lap	1	2	3	4	5	6	7	8	9	10
1	1:57.37	1:54.00	1:53.51	1:53.65	1:54.47	1:54.02	1:54.29	1:54.10	1:52.43	1:52.23
11	1:52.96									

5	Julian WILTON									
Lap	1	2	3	4	5	6	7	8	9	10
1	2:08.40	2:02.34	2:01.81	1:59.63	2:00.25	1:59.28	1:59.86	1:56.73	1:57.97	1:59.66

6	Ian BAXTER									
Lap	1	2	3	4	5	6	7	8	9	10
1	2:03.66	1:54.21	1:54.31	1:54.44	1:52.88	1:52.43	1:53.73	1:53.39	1:51.73	1:51.25
11	1:50.98									

7	Frederick HARPER									
Lap	1	2	3	4	5	6	7	8	9	10
1	1:59.37	1:52.49	1:48.93	1:48.44	1:48.06	1:47.60	1:47.94	1:47.77	1:48.10	1:49.13
11	1:51.56									

8	John URE									
Lap	1	2	3	4	5	6	7	8	9	10
1	1:54.97	1:49.70	1:49.40	1:49.12						

9	Graham BARRON									
Lap	1	2	3	4	5	6	7	8	9	10
1	1:58.21	1:54.64	1:52.81	1:51.89	1:50.87	1:52.01	1:52.53	1:51.84	1:52.10	1:51.81
11	1:51.47									

13	Duncan PITTAWAY									
Lap	1	2	3	4	5	6	7	8	9	10
1	2:08.00	2:02.36	2:01.71	2:01.45	2:03.45	2:02.83	2:02.61	2:03.08	2:06.12	2:04.79

23	Sandford ANDREWS									
Lap	1	2	3	4	5	6	7	8	9	10
1	2:10.37	2:02.71	2:01.52	1:59.53	2:02.75	1:59.55	1:58.28	2:00.87	1:58.85	2:00.51

68	James BAXTER									
Lap	1	2	3	4	5	6	7	8	9	10
1	1:53.65	1:50.45	1:48.55	1:50.21	1:48.90	1:49.33	1:51.81	1:49.85	1:48.87	1:50.45
11	1:51.43									

69	Dougal CAWLEY									
Lap	1	2	3	4	5	6	7	8	9	10
1	2:04.17	2:00.58	1:59.42	1:58.90	1:58.91	1:59.61	1:58.21	1:56.88	1:57.83	1:58.77
11	1:59.54									

112 Ben MAEERS

Lap	1	2	3	4	5	6	7	8	9	10
1	2:11.67	2:01.73	2:02.09	2:00.42	2:01.20	1:56.92	1:58.31	1:58.43	1:59.01	1:59.26

135 Chris HUDSON

Lap	1	2	3	4	5	6	7	8	9	10
1	2:13.55	2:08.84	2:08.89	2:08.93	2:08.38	2:14.30	2:12.37	2:10.88	2:14.14	2:10.29

171 Patrick BLAKENEY-EDWARDS

Lap	1	2	3	4	5	6	7	8	9	10
1	2:06.53									

211 Fred WAKEMAN

Lap	1	2	3	4	5	6	7	8	9	10
1	2:00.15	1:57.03	1:56.08	2:02.02	1:57.49	1:57.11	1:56.81	1:56.72	1:58.54	1:59.00
11	1:59.09									

Lap Chart

VINTAGE AND PRE-1961 RACING CARS - RACE 2

Lap 1		Lap 2		Lap 3		Lap 4		Lap 5		Lap 6		Lap 7		Lap 8		Lap 9		Lap 10	
No	Time	No	Time	No	Time	No	Time	No	Time	No	Time	No	Time	No	Time	No	Time	No	Time
2	1:56.54	2	3:46.54	2	5:34.41	2	7:22.44	2	9:10.86	2	10:59.51	2	12:48.57	2	14:36.66	2	16:25.45	2	18:14.21
68	1:57.57	8	3:47.87	68	5:36.57	8	7:26.39	68	9:15.68	68	11:05.01	68	12:56.82	7	14:44.93	13	16:30.54 *1	112	18:15.53 *1
8	1:58.17	68	3:48.02	8	5:37.27	68	7:26.78	7	9:21.62	7	11:09.22	7	12:57.16	68	14:46.67	7	16:33.03	23	18:21.15 *1
4	2:01.77	4	3:55.77	7	5:45.12	7	7:33.56	9	9:33.07	9	11:25.08	135	13:10.15 *1	9	15:09.45	68	16:35.54	7	18:22.16
211	2:02.70	7	3:56.19	4	5:49.28	9	7:42.20	4	9:37.40	4	11:31.42	9	13:17.61	4	15:19.81	9	17:01.55	68	18:25.99
9	2:02.86	9	3:57.50	9	5:50.31	4	7:42.93	6	9:46.10	6	11:38.53	4	13:25.71	135	15:22.52 *1	4	17:12.24	13	18:36.66 *1
7	2:03.70	211	3:59.73	211	5:55.81	6	7:53.22	211	9:55.32	211	11:52.43	6	13:32.26	6	15:25.65	6	17:17.38	9	18:53.36
69	2:09.23	6	4:04.47	6	5:58.78	211	7:57.83	69	10:07.04	69	12:06.65	211	13:49.24	211	15:45.96	135	17:33.40 *1	4	19:04.47
171	2:10.23	69	4:09.81	69	6:09.23	69	8:08.13	5	10:19.28	5	12:18.56	69	14:04.86	69	16:01.74	211	17:44.50	6	19:08.63
6	2:10.26	13	4:15.41	13	6:17.12	13	8:18.57	13	10:22.02	112	12:19.78	112	14:18.09	5	16:15.15	69	17:59.57	211	19:43.50
13	2:13.05	5	4:17.59	5	6:19.40	5	8:19.03	112	10:22.86	23	12:23.15	5	14:18.42	112	16:16.52	5	18:13.12	135	19:47.54 *1
5	2:15.25	112	4:19.15	112	6:21.24	23	8:20.85	23	10:23.60	13	12:24.85	23	14:21.43	23	16:22.30			69	19:58.34
23	2:17.09	23	4:19.80	23	6:21.32	112	8:21.66	135	10:55.85			13	14:27.46						
112	2:17.42	135	4:29.65	135	6:38.54	135	8:47.47												
135	2:20.81																		

Lap Chart

VINTAGE AND PRE-1961 RACING CARS - RACE 2

Lap 11		Lap 12		Lap 13		Lap 14		Lap 15		Lap 16		Lap 17		Lap 18		Lap 19		Lap 20	
No	Time	No	Time	No	Time	No	Time	No	Time	No	Time	No	Time	No	Time	No	Time	No	Time
2	20:03.36																		
5	20:12.78 *1																		
7	20:13.72																		
112	20:14.79 *1																		
68	20:17.42																		
23	20:21.66 *1																		
13	20:41.45 *1																		
9	20:44.83																		
4	20:57.43																		
6	20:59.61																		
211	21:42.59																		
135	21:57.83 *1																		
69	21:57.88																		



TRIPLE M REGISTER RACE FOR PRE-WAR MG CARS

RESULT - RACE 3

PI	No	CI	Name	Car	Year	Laps	Time	Behind	MPH	Best Lap on	MPH
1	123		Harry PAINTER	MG PA	1934	8	16:27.66		63.77	1:59.93	5 65.65
2	89		Charles GODDARD	MG PA-PB	1934	8	17:10.78	43.12	61.10	2:05.15	2 62.91
3	81		Roger TUSHINGHAM	MG N Type Special	1934	8	18:26.77	1:59.11	56.91	2:11.98	7 59.65
4	88		Fred BOOTHBY	MG J2	1933	8	18:38.52	2:10.86	56.31	2:17.95	6 57.07 *
5	86		Vernon MACKENZIE	MG PB 'Cream Cracker'	1935	7	16:29.62	1 Lap	55.69	2:18.22	2 56.96
6	42		Richard FRANKEL	MG K3	1933	7	16:31.84	1 Lap	55.57	2:14.89	6 58.37
7	78		Andrew MORLAND	MG PA	1934	7	16:32.26	1 Lap	55.54	2:19.12	7 56.59
8	85		Barry FOSTER	MG Monthery	1931	7	16:35.36	1 Lap	55.37	2:15.88	6 57.94
9	80		Mark DOLTON	MG PB	1935	7	16:36.22	1 Lap	55.32	2:18.88	6 56.69
10	87		Simon JACKSON	MG PB	1935	7	16:36.58	1 Lap	55.30	2:16.23	6 57.79
11	3		Teifion SALISBURY	MG K3	1934	7	16:58.74	1 Lap	54.10	2:21.38	5 55.69
12	74		Christopher EDMONDSON	MG C Type	1932	7	17:25.60	1 Lap	52.71	2:25.94	7 53.95
13	75		Chris CADMAN	MG Monthery	1931	7	17:25.79	1 Lap	52.70	2:24.61	6 54.44
14	79		Andy KING	MG PB Cream Cracker	1935	7	17:58.06	1 Lap	51.12	2:30.27	6 52.39
15	76		David COOKSEY	MG Monthery	1931	7	18:00.34	1 Lap	51.01	2:30.07	5 52.46
16	82		Nigel STROUD	MG J2	1932	7	18:29.30	1 Lap	49.68	2:32.84	7 51.51

Not-Classified

91	Duncan POTTER	MG Monthery Midget	1931	5	12:08.55	DNF	54.03	2:19.10	3 56.60
83	Nick HAYWARD-COOK	MG J2	1933	5	13:26.07	DNF	48.84	2:24.37	2 54.53
73	Emma POTTER	MG C Type	1931	4	13:10.32	DNF	39.85	3:10.77	2 41.27
95	Mike PAINTER	MG Kayne	1935	2	4:14.51	DNF	61.87	2:03.48	2 63.76
72	Mark DANIELL	MG Q Type	1934	0		Starter			

Fastest Lap

123	Harry PAINTER	MG PA	1934					1:59.93	5 65.65
-----	---------------	-------	------	--	--	--	--	---------	---------

*** = handicap winner

Start Time : 14:15

Cadwell Park

19 Jun 21 14:35

Clerk of Course:

Time Issued:

Chief Timekeeper:

THESE RESULTS ARE PROVISIONAL UNTIL THE CONCLUSION OF ANY JUDICIAL AND TECHNICAL MATTERS

Timing by HS Sports Ltd - Results and Lap Times at www.theresultslive.co.uk/vintage-sports-car-club

RACE GRID

TRIPLE M REGISTER RACE FOR PRE-WAR MG CARS

RACE 3

ROW 12		
ROW 11	73 03:24.300 Emma POTTER	82 02:57.350 Nigel STROUD
ROW 10	79 02:57.300 Andy KING	85 02:54.360 Barry FOSTER
ROW 9	101 02:53.430 Jack BOND	81 02:44.980 Roger TUSHINGHAM
ROW 8	76 02:44.610 David COOKSEY	72 02:44.380 Mark DANIELL
ROW 7	75 02:42.940 Chris CADMAN	42 02:40.320 Richard FRANKEL
ROW 6	91 02:40.220 Duncan POTTER	3 02:40.150 Teifion SALISBURY
ROW 5	80 02:39.230 Mark DOLTON	83 02:38.390 Nick HAYWARD-COOK
ROW 4	87 02:38.170 Simon JACKSON	86 02:37.980 Vernon MACKENZIE
ROW 3	88 02:37.890 Fred BOOTHBY	74 02:37.650 Christopher EDMONDSO
ROW 2	95 02:32.660 Mike PAINTER	78 02:29.060 Andrew MORLAND
ROW 1	89 02:16.710 Charles GODDARD	123 02:16.580 Harry PAINTER

POLE

TRIPLE M REGISTER RACE FOR PRE-WAR MG CARS

LAP TIMES - RACE 3

3	Teifion SALISBURY									
Lap	1	2	3	4	5	6	7	8	9	10
1	2:30.78	2:24.22	2:23.30	2:24.80	2:21.38	2:24.13	2:23.17			
42	Richard FRANKEL									
Lap	1	2	3	4	5	6	7	8	9	10
1	2:30.12	2:19.81	2:23.95	2:22.77	2:18.05	2:14.89	2:15.11			
73	Emma POTTER									
Lap	1	2	3	4	5	6	7	8	9	10
1	3:14.60	3:10.77	3:16.75	3:16.98						
74	Christopher EDMONDSON									
Lap	1	2	3	4	5	6	7	8	9	10
1	2:29.24	2:26.92	2:30.72	2:28.01	2:32.37	2:27.34	2:25.94			
75	Chris CADMAN									
Lap	1	2	3	4	5	6	7	8	9	10
1	2:36.26	2:25.63	2:28.62	2:26.03	2:30.06	2:24.61	2:27.04			
76	David COOKSEY									
Lap	1	2	3	4	5	6	7	8	9	10
1	2:40.20	2:31.30	2:31.58	2:32.41	2:30.07	2:32.53	2:34.46			
78	Andrew MORLAND									
Lap	1	2	3	4	5	6	7	8	9	10
1	2:22.03	2:20.93	2:22.44	2:22.02	2:21.85	2:20.69	2:19.12			
79	Andy KING									
Lap	1	2	3	4	5	6	7	8	9	10
1	2:39.44	2:31.68	2:32.22	2:31.35	2:31.14	2:30.27	2:32.82			
80	Mark DOLTON									
Lap	1	2	3	4	5	6	7	8	9	10
1	2:22.42	2:19.56	2:22.21	2:25.10	2:21.83	2:18.88	2:20.57			
81	Roger TUSHINGHAM									
Lap	1	2	3	4	5	6	7	8	9	10
1	2:30.04	2:19.84	2:14.70	2:20.37	2:12.42	2:15.03	2:11.98	2:14.07		
82	Nigel STROUD									
Lap	1	2	3	4	5	6	7	8	9	10
1	2:44.09	2:38.87	2:38.08	2:35.75	2:35.24	2:34.13	2:32.84			
83	Nick HAYWARD-COOK									
Lap	1	2	3	4	5	6	7	8	9	10
1	2:36.39	2:24.37	2:27.29	3:12.05	2:39.47					
85	Barry FOSTER									
Lap	1	2	3	4	5	6	7	8	9	10
1	2:26.50	2:19.81	2:20.52	2:21.75	2:16.39	2:15.88	2:26.43			

86	Vernon MACKENZIE									
Lap	1	2	3	4	5	6	7	8	9	10
1	2:26.34	2:18.22	2:20.89	2:20.95	2:18.95	2:19.51	2:20.09			
87	Simon JACKSON									
Lap	1	2	3	4	5	6	7	8	9	10
1	2:24.76	2:18.07	2:20.74	2:30.67	2:20.45	2:16.23	2:20.05			
88	Fred BOOTHBY									
Lap	1	2	3	4	5	6	7	8	9	10
1	2:22.91	2:19.68	2:18.53	2:18.56	2:18.28	2:17.95	2:18.11	2:20.71		
89	Charles GODDARD									
Lap	1	2	3	4	5	6	7	8	9	10
1	2:10.20	2:05.15	2:08.52	2:06.40	2:08.10	2:11.26	2:07.33	2:11.16		
91	Duncan POTTER									
Lap	1	2	3	4	5	6	7	8	9	10
1	2:26.06	2:19.77	2:19.10	2:27.23	2:30.36					
95	Mike PAINTER									
Lap	1	2	3	4	5	6	7	8	9	10
1	2:07.42	2:03.48								
123	Harry PAINTER									
Lap	1	2	3	4	5	6	7	8	9	10
1	2:05.99	2:01.18	2:01.84	2:00.69	1:59.93	2:04.68	2:01.40	2:09.66		

Lap Chart

TRIPLE M REGISTER RACE FOR PRE-WAR MG CARS - RACE 3

Lap 1		Lap 2		Lap 3		Lap 4		Lap 5		Lap 6		Lap 7		Lap 8		Lap 9		Lap 10			
No	Time	No	Time	No	Time	No	Time	No	Time	No	Time	No	Time	No	Time	No	Time	No	Time		
123	2:08.28	123	4:09.46	123	6:11.30	123	8:11.99	123	10:11.92	123	12:16.60	123	14:18.00	123	16:27.66						
95	2:11.03	95	4:14.51	89	6:26.53	89	8:32.93	76	10:23.28 *1	74	12:32.32 *1	3	14:35.57 *1	86	16:29.62 *1						
89	2:12.86	89	4:18.01	73	6:36.59 *1	88	9:23.47	79	10:23.83 *1	75	12:34.14 *1	75	14:58.75 *1	42	16:31.84 *1						
78	2:25.21	78	4:46.14	88	7:04.91	78	9:30.60	89	10:41.03	89	12:52.29	89	14:59.62	78	16:32.26 *1						
88	2:26.70	88	4:46.38	78	7:08.58	86	9:31.07	83	10:46.60 *1	76	12:53.35 *1	74	14:59.66 *1	85	16:35.36 *1						
80	2:28.07	80	4:47.63	87	7:09.18	81	9:33.27	82	10:47.09 *1	79	12:54.97 *1	79	15:25.24 *1	80	16:36.22 *1						
87	2:30.37	87	4:48.44	80	7:09.84	80	9:34.94	88	11:41.75	73	13:10.32 *2	76	15:25.88 *1	87	16:36.58 *1						
86	2:31.01	86	4:49.23	86	7:10.12	85	9:36.66	81	11:45.69	82	13:22.33 *1	82	15:56.46 *1	3	16:58.74 *1						
91	2:32.09	91	4:51.86	91	7:10.96	91	9:38.19	86	11:50.02	83	13:26.07 *1	81	16:12.70	89	17:10.78						
74	2:34.30	85	4:54.39	81	7:12.90	87	9:39.85	78	11:52.45	88	13:59.70	88	16:17.81	74	17:25.60 *1						
85	2:34.58	42	4:57.07	85	7:14.91	42	9:43.79	85	11:53.05	81	14:00.72			75	17:25.79 *1						
42	2:37.26	81	4:58.20	42	7:21.02	3	9:50.06	80	11:56.77	85	14:08.93			79	17:58.06 *1						
3	2:37.74	74	5:01.22	3	7:25.26	73	9:53.34 *1	87	12:00.30	86	14:09.53			76	18:00.34 *1						
81	2:38.36	3	5:01.96	74	7:31.94	74	9:59.95	42	12:01.84	78	14:13.14			81	18:26.77						
83	2:42.89	83	5:07.26	83	7:34.55	75	10:04.08	91	12:08.55	80	14:15.65			82	18:29.30 *1						
75	2:43.80	75	5:09.43	75	7:38.05			3	12:11.44	87	14:16.53			88	18:38.52						
76	2:47.99	76	5:19.29	76	7:50.87					42	14:16.73										
79	2:48.58	79	5:20.26	79	7:52.48																
82	2:54.39	82	5:33.26	82	8:11.34																
73	3:25.82																				



ALLCOMERS HANDICAP RACE

RESULT - RACE 4

Pl	No	Cl	Name	Car	Year	Laps	Time	Behind	MPH	Best Lap on	MPH
1	124		Simon GALLON	Austin 7	1936	5	11:12.43		58.54	2:11.73	3 59.77
2	147		Ian FYFE	Alvis 12/70 Special	1937	5	11:22.84	10.41	47.87	2:39.13	4 49.48
3	32		Alexander HEWITSON	Riley 12/4 Special	1937	5	11:53.13	40.70	62.18	2:04.70	3 63.14
4	130		Matthew MOORE	Austin 7 Ulster	1930	5	12:01.47	49.04	55.33	2:19.39	4 56.48
5	120		Jeffrey EDWARDS	Alvis Silver Eagle	1927	5	12:05.81	53.38	56.17	2:17.27	2 57.36
6	128		Alistair LITTLEWOOD	Bentley 3/4.5 Litre	1926	5	12:07.34	54.91	57.27	2:10.50	2 60.33
7	196		Rodney SEBER	Wolseley Hornet Special	1935	5	12:11.10	58.67	62.38	2:03.92	1 63.53
8	52		Steve WHITE	Riley Falcon Special	1937	5	12:28.59	1:16.16	55.56	2:15.82	2 57.97
9	111		James MILES	Austin 7 Special	1936	5	12:29.40	1:16.97	52.53	2:27.27	2 53.46
10	108		George SCHOLEY	Austin Ulster	1931	5	12:30.39	1:17.96	52.46	2:26.75	2 53.65
11	44		Nicholas POWELL	Austin/MG LA Special	1928/34	5	12:42.24	1:29.81	55.27	2:18.68	3 56.77

Not-Classified

161	Matt WALTON	Wolseley Hornet Special	1935	4	10:22.96	DNF	60.22	2:07.04	4 61.97
126	William LEITH	Austin 7 Hummingbird	1931	3	8:23.61	DNF	53.24	2:21.14	3 55.78
198	Ollie LESTON	Lovell Elkhart Sprint Racer		2	6:01.26	DNF	60.27	2:05.79	1 62.59
33	Mark ELDER	Austin Sports Special	1931	0		Starter			

Fastest Lap

196	Rodney SEBER	Wolseley Hornet Special	1935					2:03.92	1 63.53
-----	--------------	-------------------------	------	--	--	--	--	---------	---------

Start Time : 14:54

Cadwell Park

19 Jun 21 15:09

Clerk of Course:

Time Issued:

Chief Timekeeper:

THESE RESULTS ARE PROVISIONAL UNTIL THE CONCLUSION OF ANY JUDICIAL AND TECHNICAL MATTERS

Timing by HS Sports Ltd - Results and Lap Times at www.theresultslive.co.uk/vintage-sports-car-club

RACE NUMBER 4: 5 LAPS

Drop Number	Grid Row	Cars are shown with their number of credit laps ie how many laps they will start with.			Secs
8	10		161		1.40
	9		196	198	
7	8		32		1.20
	7		33	126	
6	6		44		0.50
	5		52	128	
5	4	120	147	1	0.25
	3			130	
4	2		108		0.10
	1		111	124	

Front Of Grid

Issue No 1
Car 147 will race for 4 Laps

Signed Handicapper

CoC

Issued at

19 Jun 2021 12:58

ALLCOMERS HANDICAP RACE

LAP TIMES - RACE 4

32	Alexander HEWITSON										
	Lap	1	2	3	4	5	6	7	8	9	10
	1	2:06.68	2:05.32	2:04.70	2:05.17	2:05.45					
44	Nicholas POWELL										
	Lap	1	2	3	4	5	6	7	8	9	10
	1	2:25.59	2:23.09	2:18.68	2:19.93	2:19.15					
52	Steve WHITE										
	Lap	1	2	3	4	5	6	7	8	9	10
	1	2:16.31	2:15.82	2:32.14	2:17.30	2:21.80					
108	George SCHOLEY										
	Lap	1	2	3	4	5	6	7	8	9	10
	1	2:29.01	2:26.75	2:30.68	2:27.12	2:32.89					
111	James MILES										
	Lap	1	2	3	4	5	6	7	8	9	10
	1	2:28.87	2:27.27	2:28.25	2:29.56	2:32.51					
120	Jeffrey EDWARDS										
	Lap	1	2	3	4	5	6	7	8	9	10
	1	2:19.01	2:17.27	2:22.51	2:17.77	2:20.22					
124	Simon GALLON										
	Lap	1	2	3	4	5	6	7	8	9	10
	1	2:14.18	2:11.83	2:11.73	2:16.68	2:15.33					
126	William LEITH										
	Lap	1	2	3	4	5	6	7	8	9	10
	1	2:26.12	2:30.47	2:21.14							
128	Alistair LITTLEWOOD										
	Lap	1	2	3	4	5	6	7	8	9	10
	1	2:14.87	2:10.50	2:20.18	2:19.28	2:17.43					
130	Matthew MOORE										
	Lap	1	2	3	4	5	6	7	8	9	10
	1	2:22.70	2:22.14	2:23.77	2:19.39	2:19.45					
147	Ian FYFE										
	Lap	1	2	3	4	5	6	7	8	9	10
	1		2:47.78	2:45.15	2:41.35	2:39.13					
161	Matt WALTON										
	Lap	1	2	3	4	5	6	7	8	9	10
	1	2:08.97	2:12.25	2:08.18	2:07.04						
196	Rodney SEBER										
	Lap	1	2	3	4	5	6	7	8	9	10
	1	2:03.92	2:04.93	2:05.54	2:05.25	2:04.14					

198 Ollie LESTON

Lap	1	2	3	4	5	6	7	8	9	10
1	2:05.79	2:10.23								

Lap Chart

ALLCOMERS HANDICAP RACE - RACE 4

Lap 1		Lap 2		Lap 3		Lap 4		Lap 5		Lap 6		Lap 7		Lap 8		Lap 9		Lap 10	
No	Time	No	Time	No	Time	No	Time	No	Time	No	Time	No	Time	No	Time	No	Time	No	Time
124	2:16.86	147	3:17.21	147	6:02.36	147	8:43.71	124	11:12.43										
111	2:31.81	44	3:21.39 *1	126	6:02.47 *1	124	8:57.10	147	11:22.84										
108	2:32.95	126	3:32.00 *1	161	6:07.74 *1	130	9:42.02	32	11:53.13										
130	2:36.72	32	3:32.49 *1	124	6:40.42	120	9:45.59	130	12:01.47										
120	2:48.04	198	3:51.03 *1	130	7:22.63	32	9:47.68	120	12:05.81										
128	2:59.95	196	3:51.24 *1	111	7:27.33	128	9:49.91	128	12:07.34										
52	3:01.53	161	3:55.49 *1	120	7:27.82	111	9:56.89	196	12:11.10										
		124	4:28.69	108	7:30.38	108	9:57.50	52	12:28.59										
		130	4:58.86	128	7:30.63	52	10:06.79	111	12:29.40										
		111	4:59.08	32	7:42.51	196	10:06.96	108	12:30.39										
		108	4:59.70	52	7:49.49	161	10:22.96	44	12:42.24										
		120	5:05.31	196	8:01.71	44	10:23.09												
		128	5:10.45	44	8:03.16														
		52	5:17.35	161	8:15.92														
		32	5:37.81	126	8:23.61														
		44	5:44.48																
		196	5:56.17																
		198	6:01.26																



FRAZER NASH / GN RACE

RESULT - RACE 5

PI	No	CI	Name	Car	Year	Laps	Time	Behind	MPH	Best Lap on	MPH
1	11		Patrick BLAKENEY-EDWARDS	Frazer Nash Super Sports	1930	8	15:48.67		66.39	1:54.05	2 69.03
2	112		Ben MAEERS	GN Parker	1926	8	15:53.19	4.52	66.08	1:55.54	2 68.14
3	197		Tom WATERFIELD	Frazer Nash Super Sports	1929	8	15:53.81	5.14	66.04	1:55.06	3 68.43
4	69		Dougal CAWLEY	GN/Ford Piglet	1929	8	16:03.28	14.61	65.39	1:55.73	2 68.03
5	20		Edward WILLIAMS	Frazer Nash TT Rep	1932	8	16:16.32	27.65	64.51	1:57.97	3 66.74
6	71		Frederic WAKEMAN	Frazer Nash Super Sports	1928	8	16:20.71	32.04	64.22	1:58.67	7 66.35
7	65		Tom WALKER	GN Special	1922/29	8	16:21.13	32.46	64.20	1:57.90	3 66.78
8	59		Jeremy FLANN	Frazer Nash 3 Seat Tourer	1926	8	17:05.31	1:16.64	61.43	2:05.78	2 62.60
9	61		Jeremy BREWSTER	Frazer Nash Geoghegan S	1928	8	17:07.37	1:18.70	61.31	2:04.03	3 63.48
10	63		David WYLIE	Frazer Nash AC	1928	8	17:15.41	1:26.74	60.83	2:06.50	3 62.24
11	25		Christopher BATTY	Frazer Nash Super Sports	1930	8	17:28.60	1:39.93	60.07	2:08.82	7 61.12 *
12	26		Paul BAKER	Frazer Nash Sports	1934	8	17:38.49	1:49.82	59.51	2:08.85	8 61.10
13	67		Mark WALKER	GN Thunderbug	1922/08	7	16:05.76	1 Lap	57.07	2:13.02	2 59.19
14	139		Steven PRYKE	Frazer Nash TT Replica	1933	7	16:13.76	1 Lap	56.60	2:15.37	7 58.16
15	77		Paul WESTON	Frazer Nash TT Replica	1933	7	16:31.92	1 Lap	55.56	2:17.10	3 57.43
16	125		Adam GENTILLI	Frazer Nash TT Replica	1934	7	16:34.01	1 Lap	55.44	2:19.01	3 56.64
17	133		Robert MOORE	GN Special	1923/29	7	16:35.14	1 Lap	55.38	2:19.18	4 56.57
18	48		Paul BULLETT	Frazer Nash Super Sports	1930	7	16:38.86	1 Lap	55.18	2:17.71	4 57.17
19	64		Yushan NG	Frazer Nash Super Sports	1928	7	17:12.52	1 Lap	53.38	2:24.66	6 54.43
20	137		Andy NEWBOUND	Frazer Nash Ulster 100	1936	7	17:24.27	1 Lap	52.78	2:23.35	5 54.92
21	70		Justin MAEERS	GN Touring	1921	7	17:42.17	1 Lap	51.89	2:28.15	6 53.14
22	62		Andy CAWLEY	Frazer Nash Super Sports	1930	6	15:52.64	2 Laps	49.59	2:33.36	6 51.34
23	58		Bill ROSTEN	GN 11.9 Annie	1924	6	15:54.63	2 Laps	49.48	2:33.51	6 51.29
24	138		Matthew PARKIN	Frazer Nash Super Sports	1927	6	15:56.54	2 Laps	49.39	2:34.15	4 51.07
25	29		Philip PARKINSON	Frazer Nash Boulogne	1928	6	16:06.26	2 Laps	48.89	2:35.66	4 50.58
26	132		John WISEMAN	Frazer Nash Interceptor	1929/30	6	16:50.86	2 Laps	46.73	2:44.07	6 47.99

Not-Classified

134	Richard MATTHEWS	Frazer Nash Special	1935	6	15:48.24	DNF	49.82	2:32.16	6 51.74
57	Winston TEAGUE	Frazer Nash Falcon	1931	1	2:25.58	DNF	54.08	2:20.09	1 56.20
140	Iain ROCHE	Frazer Nash TT Rep	1937	1	2:43.19	DNF	48.25	2:31.72	1 51.89

Fastest Lap

11	Patrick BLAKENEY-EDWARDS	Frazer Nash Super Sports	1930					1:54.05	2 69.03
----	--------------------------	--------------------------	------	--	--	--	--	---------	---------

*** = handicap winner

Start Time : 15:20

Cadwell Park

19 Jun 21 15:41

Clerk of Course:	Time Issued:	Chief Timekeeper:
------------------	--------------	-------------------

THESE RESULTS ARE PROVISIONAL UNTIL THE CONCLUSION OF ANY JUDICIAL AND TECHNICAL MATTERS

Timing by HS Sports Ltd - Results and Lap Times at www.theresultslive.co.uk/vintage-sports-car-club

RACE GRID

FRAZER NASH / GN RACE

RACE 5

ROW 16		62 03:08.830 Andy CAWLEY	
ROW 15	132 03:03.280 John WISEMAN		134 02:58.200 Richard MATTHEWS
ROW 14	29 02:58.040 Philip PARKINSON	140 02:57.850 Iain ROCHE	
ROW 13	138 02:57.470 Matthew PARKIN		70 02:57.020 Justin MAEERS
ROW 12	58 02:56.150 Bill ROSTEN	48 02:46.870 Paul BULLETT	
ROW 11	125 02:43.880 Adam GENTILLI		139 02:43.820 Steven PRYKE
ROW 10	137 02:43.160 Andy NEWBOUND	77 02:42.530 Paul WESTON	
ROW 9	67 02:41.580 Mark WALKER		133 02:36.560 Robert MOORE
ROW 8	64 02:34.700 Yushan NG	28 02:34.180 Clive FIDGEON	
ROW 7	26 02:32.910 Paul BAKER		25 02:31.810 Christopher BATTY
ROW 6	61 02:28.590 Jeremy BREWSTER	71 02:25.520 Frederic WAKEMAN	
ROW 5	57 02:23.870 Winston TEAGUE		65 02:22.340 Tom WALKER
ROW 4	63 02:17.840 David WYLIE	197 02:16.410 Tom WATERFIELD	
ROW 3	11 02:15.800 Patrick BLAKENEY-EDW		59 02:15.500 Jeremy FLANN
ROW 2	112 02:13.960 Ben MAEERS	20 02:12.900 Edward WILLIAMS	
ROW 1	69 02:12.410 Dougal CAWLEY		22 02:11.890 Jo BLAKENEY-EDWARD

POLE

FRAZER NASH / GN RACE

LAP TIMES - RACE 5

11	Patrick BLAKENEY-EDWARDS										
	Lap	1	2	3	4	5	6	7	8	9	10
	1	1:58.94	1:54.05	1:54.19	1:58.57	2:00.58	1:58.84	1:58.56	2:01.10		
20	Edward WILLIAMS										
	Lap	1	2	3	4	5	6	7	8	9	10
	1	2:04.11	1:59.17	1:57.97	2:03.17	2:01.31	2:01.40	2:02.64	2:03.96		
25	Christopher BATTY										
	Lap	1	2	3	4	5	6	7	8	9	10
	1	2:13.72	2:10.78	2:08.83	2:09.74	2:09.61	2:11.70	2:08.82	2:09.47		
26	Paul BAKER										
	Lap	1	2	3	4	5	6	7	8	9	10
	1	2:16.94	2:13.49	2:10.92	2:10.04	2:10.00	2:12.53	2:09.41	2:08.85		
29	Philip PARKINSON										
	Lap	1	2	3	4	5	6	7	8	9	10
	1	2:46.75	2:38.43	2:38.46	2:35.66	2:36.45	2:37.51				
48	Paul BULLETT										
	Lap	1	2	3	4	5	6	7	8	9	10
	1	2:30.19	2:21.31	2:19.31	2:17.71	2:21.60	2:18.84	2:19.99			
57	Winston TEAGUE										
	Lap	1	2	3	4	5	6	7	8	9	10
	1	2:20.09									
58	Bill ROSTEN										
	Lap	1	2	3	4	5	6	7	8	9	10
	1	2:39.65	2:39.10	2:37.18	2:35.39	2:38.61	2:33.51				
59	Jeremy FLANN										
	Lap	1	2	3	4	5	6	7	8	9	10
	1	2:09.20	2:05.78	2:06.52	2:07.43	2:11.18	2:07.01	2:08.35	2:05.98		
61	Jeremy BREWSTER										
	Lap	1	2	3	4	5	6	7	8	9	10
	1	2:09.69	2:04.22	2:04.03	2:07.11	2:12.44	2:07.22	2:05.75	2:11.76		
62	Andy CAWLEY										
	Lap	1	2	3	4	5	6	7	8	9	10
	1	2:44.56	2:35.55	2:38.42	2:34.27	2:33.54	2:33.36				
63	David WYLIE										
	Lap	1	2	3	4	5	6	7	8	9	10
	1	2:15.60	2:07.86	2:06.50	2:06.92	2:09.97	2:08.94	2:06.80	2:08.31		
64	Yushan NG										
	Lap	1	2	3	4	5	6	7	8	9	10
	1	2:29.37	2:26.19	2:25.86	2:26.42	2:25.88	2:24.66	2:26.00			

65	Tom WALKER									
Lap	1	2	3	4	5	6	7	8	9	10
1	2:02.49	1:59.79	1:57.90	2:05.38	2:03.37	2:03.58	2:02.02	2:01.87		
67	Mark WALKER									
Lap	1	2	3	4	5	6	7	8	9	10
1	2:22.08	2:13.02	2:17.87	2:21.79	2:14.43	2:14.58	2:13.93			
69	Dougal CAWLEY									
Lap	1	2	3	4	5	6	7	8	9	10
1	2:01.38	1:55.73	1:57.30	2:04.15	1:58.21	2:02.18	1:58.88	2:02.89		
70	Justin MAEERS									
Lap	1	2	3	4	5	6	7	8	9	10
1	2:31.75	2:30.61	2:31.53	2:31.43	2:28.48	2:28.15	2:29.23			
71	Frederic WAKEMAN									
Lap	1	2	3	4	5	6	7	8	9	10
1	2:08.42	2:01.10	2:01.07	2:01.66	2:04.23	1:59.48	1:58.67	2:00.62		
77	Paul WESTON									
Lap	1	2	3	4	5	6	7	8	9	10
1	2:24.51	2:19.91	2:17.10	2:18.43	2:18.94	2:22.81	2:22.28			
112	Ben MAEERS									
Lap	1	2	3	4	5	6	7	8	9	10
1	2:01.18	1:55.54	1:55.91	2:04.81	1:58.17	1:57.39	1:57.92	1:58.95		
125	Adam GENTILLI									
Lap	1	2	3	4	5	6	7	8	9	10
1	2:25.89	2:20.83	2:19.01	2:19.01	2:20.62	2:19.12	2:19.79			
132	John WISEMAN									
Lap	1	2	3	4	5	6	7	8	9	10
1	2:47.95	2:44.77	2:47.40	2:46.08	2:46.60	2:44.07				
133	Robert MOORE									
Lap	1	2	3	4	5	6	7	8	9	10
1	2:27.63	2:21.18	2:21.02	2:19.18	2:19.61	2:19.66	2:19.90			
134	Richard MATTHEWS									
Lap	1	2	3	4	5	6	7	8	9	10
1	2:42.97	2:37.16	2:37.54	2:33.39	2:33.01	2:32.16				
137	Andy NEWBOUND									
Lap	1	2	3	4	5	6	7	8	9	10
1	2:33.90	2:35.23	2:27.21	2:25.24	2:23.35	2:26.29	2:23.97			
138	Matthew PARKIN									
Lap	1	2	3	4	5	6	7	8	9	10
1	2:43.87	2:38.21	2:39.58	2:34.15	2:34.45	2:34.19				
139	Steven PRYKE									
Lap	1	2	3	4	5	6	7	8	9	10
1	2:24.24	2:17.71	2:17.69	2:16.67	2:15.51	2:18.12	2:15.37			

140	Iain ROCHE										
Lap	1	2	3	4	5	6	7	8	9	10	
1	2:31.72										

197	Tom WATERFIELD										
Lap	1	2	3	4	5	6	7	8	9	10	
1	2:04.65	1:57.12	1:55.06	2:01.73	1:57.13	1:57.53	1:58.03	1:58.35			

Lap Chart

FRAZER NASH / GN RACE - RACE 5

Lap 1		Lap 2		Lap 3		Lap 4		Lap 5		Lap 6		Lap 7		Lap 8		Lap 9		Lap 10			
No	Time	No	Time	No	Time	No	Time	No	Time	No	Time	No	Time	No	Time	No	Time	No	Time		
11	2:02.78	11	3:56.83	11	5:51.02	11	7:49.59	11	9:50.17	11	11:49.01	11	13:47.57	11	15:48.67						
69	2:03.94	69	3:59.67	112	5:55.95	112	8:00.76	64	9:55.98 *1	125	11:55.10 *1	67	13:51.83 *1	62	15:52.64 *2						
112	2:04.50	112	4:00.04	69	5:56.97	69	8:01.12	112	9:58.93	133	11:55.58 *1	112	13:54.24	112	15:53.19						
20	2:06.70	20	4:05.87	197	6:01.04	197	8:02.77	69	9:59.33	112	11:56.32	197	13:55.46	197	15:53.81						
65	2:07.22	197	4:05.98	20	6:03.84	20	8:07.01	197	9:59.90	197	11:57.43	139	13:58.39 *1	58	15:54.63 *2						
197	2:08.86	65	4:07.01	65	6:04.91	58	8:07.12 *1	20	10:08.32	48	12:00.03 *1	69	14:00.39	138	15:56.54 *2						
59	2:13.06	71	4:14.98	71	6:16.05	134	8:09.68 *1	137	10:10.66 *1	69	12:01.51	132	14:06.79 *2	69	16:03.28						
71	2:13.88	59	4:18.84	61	6:23.09	65	8:10.29	65	10:13.66	20	12:09.72	77	14:09.64 *1	67	16:05.76 *1						
61	2:14.84	61	4:19.06	59	6:25.36	62	8:11.47 *1	70	10:16.31 *1	65	12:17.24	20	14:12.36	29	16:06.26 *2						
25	2:19.65	63	4:27.97	63	6:34.47	138	8:13.75 *1	71	10:21.94	71	12:21.42	125	14:14.22 *1	139	16:13.76 *1						
63	2:20.11	25	4:30.43	25	6:39.26	29	8:16.64 *1	58	10:42.51 *1	64	12:21.86 *1	133	14:15.24 *1	20	16:16.32						
26	2:23.25	26	4:36.74	26	6:47.66	71	8:17.71	61	10:42.64	137	12:34.01 *1	48	14:18.87 *1	71	16:20.71						
57	2:25.58	67	4:43.16	67	7:01.03	61	8:30.20	134	10:43.07 *1	70	12:44.79 *1	65	14:19.26	65	16:21.13						
67	2:30.14	139	4:50.40	139	7:08.09	59	8:32.79	59	10:43.97	61	12:49.86	71	14:20.09	77	16:31.92 *1						
77	2:32.45	77	4:52.36	77	7:09.46	132	8:34.11 *1	62	10:45.74 *1	59	12:50.98	64	14:46.52 *1	125	16:34.01 *1						
139	2:32.69	133	4:55.77	125	7:15.47	63	8:41.39	138	10:47.90 *1	63	13:00.30	61	14:55.61	133	16:35.14 *1						
133	2:34.59	125	4:56.46	133	7:16.79	25	8:49.00	63	10:51.36	25	13:10.31	59	14:59.33	48	16:38.86 *1						
125	2:35.63	48	5:01.41	48	7:20.72	26	8:57.70	29	10:52.30 *1	134	13:16.08 *1	137	15:00.30 *1	132	16:50.86 *2						
64	2:37.51	64	5:03.70	64	7:29.56	67	9:22.82	25	10:58.61	62	13:19.28 *1	63	15:07.10	59	17:05.31						
48	2:40.10	70	5:13.35	70	7:44.88	139	9:24.76	26	11:07.70	26	13:20.23	70	15:12.94 *1	61	17:07.37						
70	2:42.74	137	5:18.21	137	7:45.42	77	9:27.89	132	11:20.19 *1	58	13:21.12 *1	25	15:19.13	64	17:12.52 *1						
137	2:42.98	58	5:29.94					125	9:34.48	67	11:37.25	138	13:22.35 *1	26	15:29.64	63	17:15.41				
140	2:43.19	134	5:32.14					133	9:35.97	139	11:40.27	29	13:28.75 *1	134	15:48.24 *1	137	17:24.27 *1				
58	2:50.84	62	5:33.05					48	9:38.43	77	11:46.83					25	17:28.60				
134	2:54.98	138	5:34.17													26	17:38.49				
138	2:55.96	29	5:38.18													70	17:42.17 *1				
62	2:57.50	132	5:46.71																		
29	2:59.75																				
132	3:01.94																				



GARRY WHYTE MEMORIAL RILEY TROPHY RACE

RESULT - RACE 6

Pl	No	Cl	Name	Car	Year	Laps	Time	Behind	MPH	Best Lap on	MPH
1	49		John REEVE	Riley Brooklands	1928	5	11:26.28		57.36	2:14.07	3 58.72
2	55		David MORLEY	Riley Special	1932	5	11:27.96	1.68	57.22	2:14.88	4 58.37
3	34		Mike JAMES	Riley 12/4 TT Sprite Rep	1935	5	11:32.18	5.90	64.30	1:59.44	2 65.92
4	47		Colin WOLSTENHOLME	Riley Racing Mph	1935	5	11:32.78	6.50	60.31	2:07.08	5 61.95
5	43		Rupert MANN	Riley Special	1935	5	11:40.51	14.23	57.01	2:13.45	5 59.00
6	41		Dennis BINGHAM	Riley Falcon Special	1935	5	11:41.81	15.53	58.16	2:11.35	4 59.94
7	37		Nigel DOWDING	Riley Brooklands	1929	5	11:46.39	20.11	56.53	2:16.76	2 57.57
8	52		Steve WHITE	Riley Falcon Special	1937	5	11:55.49	29.21	57.01	2:15.60	5 58.06
9	45		Richard ILIFFE	Riley TT Sprite Replica	1939	5	12:01.03	34.75	61.41	2:04.51	3 63.23
10	156		Nick HAYWARD-COOK	Riley Special	1937	5	12:07.63	41.35	56.03	2:17.75	4 57.16
11	36		Andrew BAKER	Riley Brooklands	1930	5	12:11.50	45.22	54.56	2:19.44	2 56.46
12	54		Andrew CROYS DILL	Riley 12/4	1936	5	12:31.90	1:05.62	52.36	2:25.48	4 54.12

Not-Classified

32		Alexander HEWITSON	Riley 12/4 Special	1937	4	9:32.08	DNF	62.72	2:02.41	2 64.32
38		Simon KELLEWAY	Riley Sprite 12/4	1937	3	7:20.05	DNF	60.56	2:06.62	2 62.18

Fastest Lap

34		Mike JAMES	Riley 12/4 TT Sprite Rep	1935					1:59.44	2 65.92
----	--	------------	--------------------------	------	--	--	--	--	---------	---------

Start Time : 15:50

Cadwell Park

19 Jun 21 16:05

Clerk of Course:

Time Issued:

Chief Timekeeper:

THESE RESULTS ARE PROVISIONAL UNTIL THE CONCLUSION OF ANY JUDICIAL AND TECHNICAL MATTERS

Timing by HS Sports Ltd - Results and Lap Times at www.theresultslive.co.uk/vintage-sports-car-club

RACE NUMBER 6: 5 LAPS

Drop Number	Grid Row	Cars are shown with their number of credit laps ie how many laps they will start with.			Secs
7	10	34		45	1.20
6	9			32	1.10
5	8			38	0.50
4	7			47	0.40
3	6	41		52	0.25
	5		156	39	
2	4			36	0.10
	3		43	37	
1	2			49	0.00
	1		54	55	

Front Of Grid

Issue No 1
0

Signed Handicapper

CoC

Issued at

19 Jun 2021 12:59

GARRY WHYTE MEMORIAL RILEY TROPHY RACE

LAP TIMES - RACE 6

32	Alexander HEWITSON										
	Lap	1	2	3	4	5	6	7	8	9	10
	1	2:04.90	2:02.41	2:04.03	2:04.38						
34	Mike JAMES										
	Lap	1	2	3	4	5	6	7	8	9	10
	1	2:01.42	1:59.44	2:00.73	2:01.94	2:02.20					
36	Andrew BAKER										
	Lap	1	2	3	4	5	6	7	8	9	10
	1	2:25.64	2:19.44	2:23.38	2:23.04	2:24.48					
37	Nigel DOWDING										
	Lap	1	2	3	4	5	6	7	8	9	10
	1	2:24.22	2:16.76	2:16.82	2:17.02	2:17.59					
38	Simon KELLEWAY										
	Lap	1	2	3	4	5	6	7	8	9	10
	1	2:10.08	2:06.62	2:07.15							
41	Dennis BINGHAM										
	Lap	1	2	3	4	5	6	7	8	9	10
	1	2:18.30	2:15.17	2:13.82	2:11.35	2:11.90					
43	Rupert MANN										
	Lap	1	2	3	4	5	6	7	8	9	10
	1	2:22.87	2:16.83	2:17.25	2:16.50	2:13.45					
45	Richard ILIFFE										
	Lap	1	2	3	4	5	6	7	8	9	10
	1	2:09.28	2:05.48	2:04.51	2:05.63	2:09.38					
47	Colin WOLSTENHOLME										
	Lap	1	2	3	4	5	6	7	8	9	10
	1	2:11.68	2:09.94	2:07.69	2:10.38	2:07.08					
49	John REEVE										
	Lap	1	2	3	4	5	6	7	8	9	10
	1	2:23.21	2:14.18	2:14.07	2:14.44	2:16.22					
52	Steve WHITE										
	Lap	1	2	3	4	5	6	7	8	9	10
	1	2:17.82	2:18.89	2:16.61	2:15.86	2:15.60					
54	Andrew CROYS DILL										
	Lap	1	2	3	4	5	6	7	8	9	10
	1	2:37.90	2:30.73	2:28.02	2:25.48	2:26.98					
55	David MORLEY										
	Lap	1	2	3	4	5	6	7	8	9	10
	1	2:20.84	2:17.44	2:16.55	2:14.88	2:15.90					

156 Nick HAYWARD-COOK

Lap	1	2	3	4	5	6	7	8	9	10
1	2:21.29	2:19.53	2:18.26	2:17.75	2:20.27					

Lap Chart

GARRY WHYTE MEMORIAL RILEY TROPHY RACE - RACE 6

Lap 1		Lap 2		Lap 3		Lap 4		Lap 5		Lap 6		Lap 7		Lap 8		Lap 9		Lap 10	
No	Time	No	Time	No	Time	No	Time	No	Time	No	Time	No	Time	No	Time	No	Time	No	Time
55	2:23.19	55	4:40.63	49	6:55.62	49	9:10.06	49	11:26.28										
49	2:27.37	49	4:41.55	55	6:57.18	55	9:12.06	55	11:27.96										
43	2:36.48	43	4:53.31	43	7:10.56	47	9:25.70	34	11:32.18										
37	2:38.20	37	4:54.96	37	7:11.78	43	9:27.06	47	11:32.78										
54	2:40.69	36	5:00.60	47	7:15.32	37	9:28.80	43	11:40.51										
36	2:41.16	41	5:04.74	41	7:18.56	41	9:29.91	41	11:41.81										
52	2:48.53	52	5:07.42	38	7:20.05	34	9:29.98	37	11:46.39										
41	2:49.57	47	5:07.63	36	7:23.98	32	9:32.08	52	11:55.49										
156	2:51.82	156	5:11.35	52	7:24.03	52	9:39.89	45	12:01.03										
47	2:57.69	54	5:11.42	32	7:27.70	36	9:47.02	156	12:07.63										
38	3:06.28	38	5:12.90	34	7:28.04	156	9:47.36	36	12:11.50										
32	3:21.26	32	5:23.67	156	7:29.61	45	9:51.65	54	12:31.90										
34	3:27.87	34	5:27.31	54	7:39.44	54	10:04.92												
45	3:36.03	45	5:41.51	45	7:46.02														



WILLIAMS TROPHY RACE FOR PRE-1935 GRAND PRIX CARS

RESULT - RACE 7

Pl	No	Cl	Name	Car	Year	Laps	Time	Behind	MPH	Best Lap on	MPH
1	14		Alex AMES	Bugatti T35C	1927	8	15:43.42		66.76	1:55.96	2 67.90
2	20		Edward WILLIAMS	Frazer Nash TT Rep	1932	8	16:00.65	17.23	65.57	1:57.31	3 67.11
3	13		Duncan PITTAWAY	Bugatti T35	1925	8	16:01.36	17.94	65.52	1:57.46	5 67.03
4	21		Charles KNILL-JONES	Bugatti T59	1934	8	16:19.05	35.63	64.33	1:56.94	5 67.33
5	51		Timothy DUTTON	Bugatti T51	1933	8	16:29.85	46.43	63.63	2:01.03	2 65.05
6	35		Michael HUDSON	Bugatti T35B	1925	8	16:32.63	49.21	63.45	2:01.80	6 64.64
7	1		Christopher MANN	Alfa Romeo Monza	1932	8	16:35.79	52.37	63.25	2:00.74	8 65.21
8	10		Edmund BURGESS	Bugatti Type 51	1932	8	16:37.42	54.00	63.15	2:02.37	5 64.34
9	60		Bruce STOPS	Bugatti T35/44	1928	8	17:48.98	2:05.56	58.92	2:11.42	2 59.91
10	24		Nick PANCISI	Bugatti T35B	1927	7	16:08.33	1 Lap	56.91	2:14.27	4 58.64
11	85		Barry FOSTER	MG Monthlery	1931	7	16:12.52	1 Lap	56.67	2:16.77	2 57.57 *
12	46		Philip BEWLEY	Bugatti T35	1926	7	16:26.47	1 Lap	55.87	2:16.43	7 57.71
13	3		Teifion SALISBURY	MG K3	1934	7	16:30.79	1 Lap	55.62	2:18.61	3 56.80
14	129		Peter LIVESEY	Bugatti T13	1924	6	17:31.21	2 Laps	44.94	2:49.44	6 46.47

Fastest Lap

14	Alex AMES	Bugatti T35C	1927		1:55.96	2 67.90
----	-----------	--------------	------	--	---------	---------

*** = handicap winner

Start Time : 16:14

Cadwell Park

19 Jun 21 16:33


Clerk of Course:

Time Issued:


Chief Timekeeper:

THESE RESULTS ARE PROVISIONAL UNTIL THE CONCLUSION OF ANY JUDICIAL AND TECHNICAL MATTERS

Timing by HS Sports Ltd - Results and Lap Times at www.theresultslive.co.uk/vintage-sports-car-club



RACE GRID




WILLIAMS TROPHY RACE FOR PRE-1935 GRAND PRIX CARS

RACE 7

ROW 10			
ROW 9			129 03:08.460 Peter LIVESEY
ROW 8	85 02:54.360 Barry FOSTER		42 02:40.320 Richard FRANKEL
ROW 7		3 02:40.150 Teifion SALISBURY	143 02:35.720 Mike WRIGLEY
ROW 6	46 02:35.050 Philip BEWLEY		1 02:34.070 Christopher MANN
ROW 5		24 02:31.610 Nick PANCISI	57 02:23.870 Winston TEAGUE
ROW 4	35 02:22.780 Michael HUDSON		10 02:22.420 Edmund BURGESS
ROW 3		51 02:22.200 Timothy DUTTON	60 02:21.540 Bruce STOPS
ROW 2	21 02:13.590 Charles KNILL-JONES		20 02:12.900 Edward WILLIAMS
ROW 1		13 02:09.420 Duncan PITTAWAY	14 02:06.440 Alex AMES

POLE



WILLIAMS TROPHY RACE FOR PRE-1935 GRAND PRIX CARS

LAP TIMES - RACE 7

1	Christopher MANN									
Lap	1	2	3	4	5	6	7	8	9	10
1	2:11.74	2:03.54	2:04.74	2:03.47	2:01.55	2:01.35	2:03.06	2:00.74		
3	Teifion SALISBURY									
Lap	1	2	3	4	5	6	7	8	9	10
1	2:22.20	2:18.66	2:18.61	2:19.46	2:21.88	2:21.09	2:21.58			
10	Edmund BURGESS									
Lap	1	2	3	4	5	6	7	8	9	10
1	2:10.10	2:03.32	2:03.31	2:03.26	2:02.37	2:03.11	2:04.19	2:03.13		
13	Duncan PITTAWAY									
Lap	1	2	3	4	5	6	7	8	9	10
1	2:04.22	2:00.57	1:58.99	1:58.15	1:57.46	1:59.06	2:01.13	1:59.08		
14	Alex AMES									
Lap	1	2	3	4	5	6	7	8	9	10
1	1:59.70	1:55.96	1:57.48	1:57.28	1:57.83	1:57.15	1:56.92	1:58.60		
20	Edward WILLIAMS									
Lap	1	2	3	4	5	6	7	8	9	10
1	2:03.94	2:00.26	1:57.31	1:58.82	1:58.94	1:57.48	2:01.79	1:58.84		
21	Charles KNILL-JONES									
Lap	1	2	3	4	5	6	7	8	9	10
1	2:09.68	1:59.73	2:01.11	2:00.30	1:56.94	2:02.17	2:03.44	2:02.47		
24	Nick PANCISI									
Lap	1	2	3	4	5	6	7	8	9	10
1	2:24.11	2:18.87	2:17.75	2:14.27	2:16.25	2:16.04	2:14.63			
35	Michael HUDSON									
Lap	1	2	3	4	5	6	7	8	9	10
1	2:08.73	2:02.81	2:03.10	2:03.40	2:02.28	2:01.80	2:02.59	2:02.88		
46	Philip BEWLEY									
Lap	1	2	3	4	5	6	7	8	9	10
1	2:28.00	2:21.08	2:18.56	2:17.88	2:17.75	2:19.41	2:16.43			
51	Timothy DUTTON									
Lap	1	2	3	4	5	6	7	8	9	10
1	2:05.22	2:01.03	2:02.82	2:03.44	2:02.48	2:02.72	2:03.01	2:04.97		
60	Bruce STOPS									
Lap	1	2	3	4	5	6	7	8	9	10
1	2:16.73	2:11.42	2:13.69	2:13.92	2:12.82	2:12.81	2:11.63	2:11.72		
85	Barry FOSTER									
Lap	1	2	3	4	5	6	7	8	9	10
1	2:18.99	2:16.77	2:16.90	2:17.79	2:18.99	2:20.16	2:17.07			

129 Peter LIVESEY

Lap	1	2	3	4	5	6	7	8	9	10
1	2:59.37	2:55.75	2:53.30	2:50.60	2:52.25	2:49.44				

Lap Chart

WILLIAMS TROPHY RACE FOR PRE-1935 GRAND PRIX CARS - RACE 7

Lap 1		Lap 2		Lap 3		Lap 4		Lap 5		Lap 6		Lap 7		Lap 8		Lap 9		Lap 10	
No	Time	No	Time	No	Time	No	Time	No	Time	No	Time	No	Time	No	Time	No	Time	No	Time
14	2:02.20	14	3:58.16	14	5:55.64	14	7:52.92	14	9:50.75	14	11:47.90	14	13:44.82	14	15:43.42				
13	2:06.92	20	4:07.47	20	6:04.78	20	8:03.60	13	10:02.09	3	11:48.12 *1	24	13:53.70 *1	20	16:00.65				
20	2:07.21	13	4:07.49	129	6:05.62 *1	13	8:04.63	20	10:02.54	129	11:49.52 *2	85	13:55.45 *1	13	16:01.36				
51	2:09.38	51	4:10.41	13	6:06.48	21	8:14.03	21	10:10.97	46	11:50.63 *1	20	14:01.81	24	16:08.33 *1				
21	2:12.89	21	4:12.62	51	6:13.23	51	8:16.67	51	10:19.15	20	12:00.02	13	14:02.28	85	16:12.52 *1				
35	2:13.77	35	4:16.58	21	6:13.73	35	8:23.08	35	10:25.36	13	12:01.15	3	14:09.21 *1	21	16:19.05				
10	2:14.73	10	4:18.05	35	6:19.68	10	8:24.62	10	10:26.99	21	12:13.14	46	14:10.04 *1	46	16:26.47 *1				
1	2:17.34	1	4:20.88	10	6:21.36	1	8:29.09	1	10:30.64	51	12:21.87	21	14:16.58	51	16:29.85				
60	2:20.97	60	4:32.39	1	6:25.62	129	8:58.92 *1	60	11:12.82	35	12:27.16	51	14:24.88	3	16:30.79 *1				
85	2:24.84	85	4:41.61	60	6:46.08	60	9:00.00	85	11:35.29	10	12:30.10	35	14:29.75	35	16:32.63				
3	2:29.51	3	4:48.17	85	6:58.51	85	9:16.30	24	11:37.66	1	12:31.99	10	14:34.29	1	16:35.79				
24	2:30.52	24	4:49.39	3	7:06.78	24	9:21.41			60	13:25.63	1	14:35.05	10	16:37.42				
46	2:35.36	46	4:56.44	24	7:07.14	3	9:26.24					129	14:41.77 *2	129	17:31.21 *2				
129	3:09.87			46	7:15.00	46	9:32.88					60	15:37.26	60	17:48.98				



MELVILLE TROPHY RACE FOR VSCC SPECIALS

RESULT - RACE 8

PI	No	CI	Name	Car	Year	Laps	Time	Behind	MPH	Best Lap on	MPH
1	69		Dougal CAWLEY	GN/Ford Piglet	1929	8	15:49.39		66.34	1:56.07	3 67.83
2	155		Robert COBDEN	Riley Falcon Special	1937	8	15:50.00	0.61	66.30	1:54.81	3 68.58
3	34		Mike JAMES	Riley 12/4 TT Sprite Rep	1935	8	15:56.14	6.75	65.87	1:55.27	3 68.30
4	123		Harry PAINTER	MG PA	1934	8	16:00.12	10.73	65.60	1:58.10	3 66.67 *
5	12		Justin MAEERS	GN Parker	1926	8	16:19.42	30.03	64.31	1:56.46	2 67.60
6	93		Mark GILLIES	Aston Martin Speed Model	1936	8	16:26.65	37.26	63.84	1:59.34	3 65.97
7	96		Tony SEBER	Wolseley Hornet Special	1935	8	16:33.10	43.71	63.42	2:00.87	8 65.14
8	32		Alexander HEWITSON	Riley 12/4 Special	1937	8	16:33.55	44.16	63.39	2:00.57	8 65.30
9	45		Richard ILIFFE	Riley TT Sprite Replica	1939	8	16:38.08	48.69	63.11	2:01.19	3 64.97
10	47		Colin WOLSTENHOLME	Riley Racing Mph	1935	8	17:09.01	1:19.62	61.21	2:05.14	3 62.92
11	63		David WYLIE	Frazer Nash AC	1928	8	17:09.32	1:19.93	61.19	2:05.98	5 62.50
12	89		Charles GODDARD	MG PA-PB	1934	8	17:09.90	1:20.51	61.16	2:04.86	7 63.06
13	41		Dennis BINGHAM	Riley Falcon Special	1935	8	17:16.72	1:27.33	60.75	2:06.75	4 62.12
14	142		Tom THORNTON	BMW 329/28 K	1936	8	17:43.16	1:53.77	59.24	1:58.89	2 66.22
15	43		Rupert MANN	Riley Special	1935	8	17:55.88	2:06.49	58.54	2:11.49	6 59.88
16	167		Hughie WALKER	GN Thunderbug		7	15:53.19	1 Lap	57.82	2:10.47	6 60.34
17	130		Matthew MOORE	Austin 7 Ulster	1930	7	15:54.90	1 Lap	57.72	2:11.51	6 59.87
18	110		Archie WATERFIELD	Austin 7	1934	7	15:56.66	1 Lap	57.61	2:11.44	2 59.90
19	90		Steven SMITH	Morris Minor	1929	7	16:00.75	1 Lap	57.36	2:13.83	7 58.83
20	56		James RICKETTS	Riley Special	1937	7	16:20.39	1 Lap	56.21	2:15.96	7 57.91
21	133		Robert MOORE	GN Special	1923/29	7	16:26.64	1 Lap	55.86	2:16.19	3 57.81
22	108		George SCHOLEY	Austin Ulster	1931	7	16:28.54	1 Lap	55.75	2:17.66	6 57.19
Not-Classified											
	109		Wilfred CAWLEY	Austin 7 Special	1925	6	14:49.42	DNF	53.11	2:24.34	2 54.55
	54		Andrew CROYSBILL	Riley 12/4	1936	6	14:51.04	DNF	53.02	2:23.89	2 54.72
	126		William LEITH	Austin 7 Hummingbird	1931	3	7:32.16	DNF	52.24	2:20.43	2 56.06
	161		Matt WALTON	Wolseley Hornet Special	1935	2	4:39.99	DNF	56.24	2:03.44	2 63.78

Fastest Lap

155	Robert COBDEN	Riley Falcon Special	1937						1:54.81	3	68.58
-----	---------------	----------------------	------	--	--	--	--	--	---------	---	-------

*** = handicap winner

Start Time : 16:42

Cadwell Park

19 Jun 21 17:02

Clerk of Course:

Time Issued:

Chief Timekeeper:

THESE RESULTS ARE PROVISIONAL UNTIL THE CONCLUSION OF ANY JUDICIAL AND TECHNICAL MATTERS

Timing by HS Sports Ltd - Results and Lap Times at www.theresultslive.co.uk/vintage-sports-car-club

RACE GRID

MELVILLE TROPHY RACE FOR VSCC SPECIALS

RACE 8

ROW 16		
ROW 15		54 03:00.070 Andrew CROYSDILL
ROW 14	130 02:38.410 Matthew MOORE	83 02:38.390 Nick HAYWARD-COOK
ROW 13	126 02:37.710 William LEITH	133 02:36.560 Robert MOORE
ROW 12	43 02:35.230 Rupert MANN	161 02:34.840 Matt WALTON
ROW 11	108 02:34.670 George SCHOLEY	56 02:33.280 James RICKETTS
ROW 10	96 02:32.020 Tony SEBER	38 02:31.540 Simon KELLEWAY
ROW 9	109 02:31.330 Wilfred CAWLEY	110 02:30.610 Archie WATERFIELD
ROW 8	120 02:27.890 Jeffrey EDWARDS	45 02:26.640 Richard ILIFFE
ROW 7	142 02:26.490 Tom THORNTON	12 02:25.870 Justin MAEERS
ROW 6	167 02:24.400 Hughie WALKER	47 02:24.190 Colin WOLSTENHOLME
ROW 5	90 02:23.310 Steven SMITH	41 02:23.140 Dennis BINGHAM
ROW 4	93 02:22.000 Mark GILLIES	32 02:18.600 Alexander HEWITSON
ROW 3	63 02:17.840 David WYLIE	89 02:16.710 Charles GODDARD
ROW 2	123 02:16.580 Harry PAINTER	34 02:16.090 Mike JAMES
ROW 1	155 02:13.570 Robert COBDEN	69 02:12.410 Dougal CAWLEY

POLE

MELVILLE TROPHY RACE FOR VSCC SPECIALS

LAP TIMES - RACE 8

12	Justin MAEERS										
	Lap	1	2	3	4	5	6	7	8	9	10
	1	2:07.33	1:56.46	1:56.58	2:12.12	1:58.96	2:02.91	1:57.44	2:01.28		
32	Alexander HEWITSON										
	Lap	1	2	3	4	5	6	7	8	9	10
	1	2:09.02	2:02.34	2:03.92	2:03.67	2:03.12	2:01.64	2:04.76	2:00.57		
34	Mike JAMES										
	Lap	1	2	3	4	5	6	7	8	9	10
	1	2:02.93	1:57.17	1:55.27	2:01.16	1:58.95	2:00.39	1:58.57	1:58.21		
41	Dennis BINGHAM										
	Lap	1	2	3	4	5	6	7	8	9	10
	1	2:18.35	2:07.65	2:07.16	2:06.75	2:07.21	2:08.47	2:07.59	2:08.28		
43	Rupert MANN										
	Lap	1	2	3	4	5	6	7	8	9	10
	1	2:17.98	2:12.51	2:12.87	2:12.34	2:12.34	2:11.49	2:13.38	2:14.28		
45	Richard ILIFFE										
	Lap	1	2	3	4	5	6	7	8	9	10
	1	2:12.69	2:02.63	2:01.19	2:03.44	2:02.66	2:03.11	2:03.16	2:02.42		
47	Colin WOLSTENHOLME										
	Lap	1	2	3	4	5	6	7	8	9	10
	1	2:13.48	2:06.33	2:05.14	2:06.74	2:05.99	2:06.95	2:07.45	2:11.11		
54	Andrew CROYSBILL										
	Lap	1	2	3	4	5	6	7	8	9	10
	1	2:30.21	2:23.89	2:26.18	2:24.49	2:27.73	2:28.45				
56	James RICKETTS										
	Lap	1	2	3	4	5	6	7	8	9	10
	1	2:23.76	2:22.06	2:18.80	2:16.70	2:16.83	2:18.15	2:15.96			
63	David WYLIE										
	Lap	1	2	3	4	5	6	7	8	9	10
	1	2:12.28	2:08.17	2:07.32	2:06.95	2:05.98	2:06.62	2:07.29	2:10.84		
69	Dougal CAWLEY										
	Lap	1	2	3	4	5	6	7	8	9	10
	1	2:01.48	1:57.16	1:56.07	1:57.91	1:59.43	1:57.06	1:59.55	1:58.11		
89	Charles GODDARD										
	Lap	1	2	3	4	5	6	7	8	9	10
	1	2:19.80	2:07.77	2:07.13	2:06.74	2:07.07	2:06.32	2:04.86	2:05.93		
90	Steven SMITH										
	Lap	1	2	3	4	5	6	7	8	9	10
	1	2:17.98	2:15.69	2:20.03	2:16.93	2:15.95	2:15.43	2:13.83			

93	Mark GILLIES										
	Lap	1	2	3	4	5	6	7	8	9	10
	1	2:15.19	2:01.89	1:59.34	2:00.70	2:00.35	2:00.13	2:01.27	2:00.67		
96	Tony SEBER										
	Lap	1	2	3	4	5	6	7	8	9	10
	1	2:13.14	2:02.52	2:01.34	2:02.90	2:02.28	2:01.29	2:01.52	2:00.87		
108	George SCHOLEY										
	Lap	1	2	3	4	5	6	7	8	9	10
	1	2:25.69	2:20.39	2:19.50	2:18.08	2:19.83	2:17.66	2:17.84			
109	Wilfred CAWLEY										
	Lap	1	2	3	4	5	6	7	8	9	10
	1	2:31.67	2:24.34	2:26.03	2:24.85	2:28.12	2:25.43				
110	Archie WATERFIELD										
	Lap	1	2	3	4	5	6	7	8	9	10
	1	2:21.38	2:11.44	2:16.37	2:15.38	2:15.66	2:13.43	2:15.22			
123	Harry PAINTER										
	Lap	1	2	3	4	5	6	7	8	9	10
	1	2:05.18	1:58.25	1:58.10	1:59.24	1:59.01	1:58.43	2:00.33	1:58.52		
126	William LEITH										
	Lap	1	2	3	4	5	6	7	8	9	10
	1	2:26.76	2:20.43	2:34.55							
130	Matthew MOORE										
	Lap	1	2	3	4	5	6	7	8	9	10
	1	2:21.64	2:15.57	2:13.82	2:14.58	2:14.89	2:11.51	2:11.89			
133	Robert MOORE										
	Lap	1	2	3	4	5	6	7	8	9	10
	1	2:23.84	2:17.87	2:16.19	2:18.47	2:22.52	2:21.26	2:17.88			
142	Tom THORNTON										
	Lap	1	2	3	4	5	6	7	8	9	10
	1	2:04.59	1:58.89	2:14.57	2:19.67	2:25.02	2:09.55	2:11.27	2:13.29		
155	Robert COBDEN										
	Lap	1	2	3	4	5	6	7	8	9	10
	1	2:02.03	1:56.22	1:54.81	1:56.63	1:59.07	1:58.68	1:59.27	2:00.03		
161	Matt WALTON										
	Lap	1	2	3	4	5	6	7	8	9	10
	1	2:28.81	2:03.44								
167	Hughie WALKER										
	Lap	1	2	3	4	5	6	7	8	9	10
	1	2:22.32	2:13.33	2:21.14	2:13.02	2:13.80	2:10.47	2:13.11			

Lap Chart

MELVILLE TROPHY RACE FOR VSCC SPECIALS - RACE 8

Lap 1		Lap 2		Lap 3		Lap 4		Lap 5		Lap 6		Lap 7		Lap 8		Lap 9		Lap 10	
No	Time	No	Time	No	Time	No	Time	No	Time	No	Time	No	Time	No	Time	No	Time	No	Time
69	2:04.10	69	4:01.26	155	5:56.32	155	7:52.95	155	9:52.02	155	11:50.70	155	13:49.97	69	15:49.39				
155	2:05.29	155	4:01.51	69	5:57.33	69	7:55.24	69	9:54.67	69	11:51.73	69	13:51.28	155	15:50.00				
34	2:06.42	34	4:03.59	34	5:58.86	34	8:00.02	54	9:54.86 *1	108	11:53.04 *1	34	13:57.93	167	15:53.19 *1				
123	2:08.24	123	4:06.49	123	6:04.59	123	8:03.83	109	9:55.87 *1	34	11:59.36	123	14:01.60	130	15:54.90 *1				
142	2:10.90	142	4:09.79	12	6:06.71	12	8:18.83	34	9:58.97	123	12:01.27	56	14:04.43 *1	34	15:56.14				
32	2:13.53	12	4:10.13	32	6:19.79	32	8:23.46	123	10:02.84	12	12:20.70	133	14:08.76 *1	110	15:56.66 *1				
12	2:13.67	32	4:15.87	45	6:23.29	93	8:24.23	12	10:17.79	54	12:22.59 *1	108	14:10.70 *1	123	16:00.12				
63	2:16.15	45	4:22.10	93	6:23.53	45	8:26.73	93	10:24.58	109	12:23.99 *1	12	14:18.14	90	16:00.75 *1				
47	2:19.30	96	4:22.90	96	6:24.24	96	8:27.14	32	10:26.58	93	12:24.71	93	14:25.98	12	16:19.42				
45	2:19.47	93	4:24.19	142	6:24.36	47	8:37.51	45	10:29.39	32	12:28.22	96	14:32.23	56	16:20.39 *1				
96	2:20.38	63	4:24.32	47	6:30.77	63	8:38.59	96	10:29.42	96	12:30.71	32	14:32.98	133	16:26.64 *1				
93	2:22.30	47	4:25.63	63	6:31.64	142	8:44.03	47	10:43.50	45	12:32.50	45	14:35.66	93	16:26.65				
90	2:22.89	41	4:31.26	41	6:38.42	41	8:45.17	63	10:44.57	47	12:50.45	109	14:49.42 *1	108	16:28.54 *1				
41	2:23.61	89	4:31.85	89	6:38.98	89	8:45.72	41	10:52.38	63	12:51.19	54	14:51.04 *1	96	16:33.10				
89	2:24.08	90	4:38.58	43	6:52.05	43	9:04.39	89	10:52.79	89	12:59.11	47	14:57.90	32	16:33.55				
43	2:26.67	43	4:39.18	110	6:56.97	110	9:12.35	142	11:09.05	41	13:00.85	63	14:58.48	45	16:38.08				
167	2:28.32	161	4:39.99	90	6:58.61	90	9:15.54	43	11:16.73	142	13:18.60	89	15:03.97	47	17:09.01				
110	2:29.16	110	4:40.60	130	7:02.03	167	9:15.81	110	11:28.01	43	13:28.22	41	15:08.44	63	17:09.32				
56	2:31.89	167	4:41.65	167	7:02.79	130	9:16.61	167	11:29.61	167	13:40.08	142	15:29.87	89	17:09.90				
133	2:32.45	130	4:48.21	133	7:06.51	133	9:24.98	90	11:31.49	110	13:41.44	43	15:41.60	41	17:16.72				
130	2:32.64	133	4:50.32	56	7:12.75	56	9:29.45	130	11:31.50	130	13:43.01			142	17:43.16				
108	2:35.24	56	4:53.95	108	7:15.13	108	9:33.21	56	11:46.28	90	13:46.92			43	17:55.88				
161	2:36.55	108	4:55.63	54	7:30.37			133	11:47.50										
126	2:37.18	126	4:57.61	109	7:31.02														
54	2:40.30	54	5:04.19	126	7:32.16														
109	2:40.65	109	5:04.99																



ALLCOMERS HANDICAP RACE

RESULT - RACE 9

Pl	No	Cl	Name	Car	Year	Laps	Time	Behind	MPH	Best Lap on	MPH
1	119		William TWELVETREES	Wolseley 16/20	1910/11	5	12:32.66		50.17	2:32.29	4 51.70
2	277		William LAKE	Aston Martin Speed Model	1937	5	12:46.27	13.61	59.08	2:08.18	4 61.42
3	46		Philip BEWLEY	Bugatti T35	1926	5	12:57.63	24.97	56.43	2:17.36	4 57.32
4	81		Roger TUSHINGHAM	MG N Type Special	1934	5	13:08.90	36.24	58.42	2:10.75	2 60.22
5	96		Tony SEBER	Wolseley Hornet Special	1935	5	13:21.09	48.43	63.74	2:00.23	3 65.48
6	87		Simon JACKSON	MG PB	1935	5	13:28.10	55.44	54.82	2:19.32	2 56.51
7	27		Mark HAYWARD	Alvis FD 12/75 FWD	1928	5	13:32.61	59.95	50.95	2:31.44	4 51.99
8	25		Christopher BATTY	Frazer Nash Super Sports	1930	5	13:35.93	1:03.27	60.49	2:06.25	2 62.36
9	147		Ian FYFE	Alvis 12/70 Special	1937	5	13:45.39	1:12.73	48.28	2:39.61	4 49.33
10	102		Jamie QUARTERMAINE	Vauxhall Quartermaine Sp	1924	5	13:50.77	1:18.11	49.78	2:35.51	2 50.63
11	131		Adam MOODY	Alfa Romeo Sports	1928	5	13:52.82	1:20.16	47.27	2:40.99	4 48.90
12	107		James EDWARDS	Morgan Super Aero 2Str	1930	5	14:18.90	1:46.24	45.83	2:44.35	5 47.91
13	100		Andrew HOWE-DAVIES	Scat Racer	1911	5	14:33.44	2:00.78	48.39	2:28.93	5 52.87
14	127		India WALKER	Austin 7 Special	1927/31	5	14:53.22	2:20.56	48.41	2:38.88	5 49.55

Fastest Lap

96	Tony SEBER	Wolseley Hornet Special	1935							2:00.23	3 65.48
----	------------	-------------------------	------	--	--	--	--	--	--	---------	---------

Start Time : 17:13

Cadwell Park

19 Jun 21 17:29

Clerk of Course:

Time Issued:

Chief Timekeeper:

THESE RESULTS ARE PROVISIONAL UNTIL THE CONCLUSION OF ANY JUDICIAL AND TECHNICAL MATTERS

Timing by HS Sports Ltd - Results and Lap Times at www.theresultslive.co.uk/vintage-sports-car-club

RACE NUMBER 9: 5 LAPS

Drop Number	Grid Row	Cars are shown with their number of credit laps ie how many laps they will start with.			Secs
7	9			119 <small>1</small>	2.00
	8	105 <small>1</small>		81	
6	7			147 <small>1</small>	1.40
	6	277		91	
5	5		127	46	1.20
4	4	100		96 <small>-1</small>	1.00
	3		102	27	
2	2	87		25 <small>-1</small>	0.35
	1		131	107	

Front Of Grid

Issue No 1

Cars 25 & 96 will race for 6 laps; cars 105,199 & 147 will race for 4 Laps

Signed

Handicapper

CoC

Issued at

19 Jun 2021 12:56

ALLCOMERS HANDICAP RACE

LAP TIMES - RACE 9

25	Christopher BATTY										
	Lap	1	2	3	4	5	6	7	8	9	10
	1	2:06.25	2:08.02	2:08.81	2:07.49	2:11.68					
27	Mark HAYWARD										
	Lap	1	2	3	4	5	6	7	8	9	10
	1	2:35.53	2:34.48	2:33.00	2:31.44	2:31.85					
46	Philip BEWLEY										
	Lap	1	2	3	4	5	6	7	8	9	10
	1	2:26.29	2:18.09	2:20.42	2:17.36	2:18.53					
81	Roger TUSHINGHAM										
	Lap	1	2	3	4	5	6	7	8	9	10
	1	2:14.94	2:10.75	2:12.71	2:16.06	2:12.78					
87	Simon JACKSON										
	Lap	1	2	3	4	5	6	7	8	9	10
	1	2:29.14	2:19.32	2:19.45	2:20.81	2:21.99					
96	Tony SEBER										
	Lap	1	2	3	4	5	6	7	8	9	10
	1	2:03.89	2:00.23	2:02.65	2:00.49	2:03.92					
100	Andrew HOWE-DAVIES										
	Lap	1	2	3	4	5	6	7	8	9	10
	1	3:24.15	2:32.31	2:30.84	2:30.80	2:28.93					
102	Jamie QUARTERMAINE										
	Lap	1	2	3	4	5	6	7	8	9	10
	1	2:39.21	2:35.51	2:38.94	2:36.14	2:35.85					
107	James EDWARDS										
	Lap	1	2	3	4	5	6	7	8	9	10
	1	2:59.64	2:53.47	2:50.17	2:47.28	2:44.35					
119	William TWELVETREES										
	Lap	1	2	3	4	5	6	7	8	9	10
	1		2:39.23	2:33.53	2:33.26	2:32.29					
127	India WALKER										
	Lap	1	2	3	4	5	6	7	8	9	10
	1	2:50.41	2:41.68	2:42.77	2:42.87	2:38.88					
131	Adam MOODY										
	Lap	1	2	3	4	5	6	7	8	9	10
	1	3:01.19	2:41.49	2:43.17	2:40.99	2:42.70					
147	Ian FYFE										
	Lap	1	2	3	4	5	6	7	8	9	10
	1	2:48.98	2:41.73	2:41.93	2:39.61	2:39.79					

277 William LAKE

Lap	1	2	3	4	5	6	7	8	9	10
1	2:19.72	2:10.99	2:10.79	2:08.18	2:09.57					

Lap Chart

ALLCOMERS HANDICAP RACE - RACE 9

Lap 1		Lap 2		Lap 3		Lap 4		Lap 5		Lap 6		Lap 7		Lap 8		Lap 9		Lap 10	
No	Time	No	Time	No	Time	No	Time	No	Time	No	Time	No	Time	No	Time	No	Time	No	Time
147	3:02.33	119	4:53.58	119	7:27.11	119	10:00.37	119	12:32.66										
107	3:03.63	25	4:59.93 *1	46	8:21.74	277	10:36.70	277	12:46.27										
131	3:04.47	96	5:13.80 *1	147	8:25.99	46	10:39.10	46	12:57.63										
27	3:21.84	147	5:44.06	277	8:28.52	81	10:56.12	81	13:08.90										
102	3:24.33	131	5:45.96	131	8:29.13	27	11:00.76	96	13:21.09										
46	3:43.23	27	5:56.32	27	8:29.32	147	11:05.60	87	13:28.10										
87	4:06.53	107	5:57.10	102	8:38.78	87	11:06.11	27	13:32.61										
277	4:06.74	102	5:59.84	81	8:40.06	131	11:10.12	25	13:35.93										
127	4:07.02	46	6:01.32	87	8:45.30	102	11:14.92	147	13:45.39										
81	4:16.60	277	6:17.73	107	8:47.27	96	11:17.17	102	13:50.77										
100	4:30.56	87	6:25.85	96	9:16.68	25	11:24.25	131	13:52.82										
		81	6:27.35	25	9:16.76	107	11:34.55	107	14:18.90										
		127	6:48.70	127	9:31.47	100	12:04.51	100	14:33.44										
		100	7:02.87	100	9:33.71	127	12:14.34	127	14:53.22										
		25	7:07.95																
		96	7:14.03																



ALLCOMERS SCRATCH RACE FOR PRE-WAR CARS

RESULT - RACE 10

Pl	No	Cl	Name	Car	Year	Laps	Time	Behind	MPH	Best Lap on	MPH
1	14		Alex AMES	Bugatti T35C	1927	8	15:49.42		66.34	1:56.02	2 67.86
2	34		Mike JAMES	Riley 12/4 TT Sprite Rep	1935	8	16:07.63	18.21	65.09	1:58.67	6 66.35
3	5		Julian WILTON	ERA R7B	1936	8	16:27.73	38.31	63.77	2:00.63	7 65.27
4	6		Ian BAXTER	Alta 61 I.S. Single Seat	1937	8	16:31.35	41.93	63.54	1:54.27	7 68.90
5	33		Mark ELDER	Austin Sports Special	1931	8	17:17.67	1:28.25	60.70	2:06.66	5 62.16
6	26		Paul BAKER	Frazer Nash Sports	1934	8	17:36.07	1:46.65	59.64	2:07.38	8 61.81
7	124		Simon GALLON	Austin 7	1936	8	17:53.68	2:04.26	58.66	2:10.71	8 60.23
8	24		Nick PANCISI	Bugatti T35B	1927	7	15:59.55	1 Lap	57.44	2:11.21	5 60.00
9	128		Alistair LITTLEWOOD	Bentley 3/4.5 Litre	1926	7	16:24.29	1 Lap	55.99	2:14.35	5 58.60
10	190		Rebecca SMITH	Morris Minor	1929	7	16:33.09	1 Lap	55.50	2:17.89	6 57.10
11	44		Nicholas POWELL	Austin/MG LA Special	1928/34	7	16:39.04	1 Lap	55.17	2:17.25	6 57.36
12	3		Teifion SALISBURY	MG K3	1934	7	16:51.61	1 Lap	54.48	2:21.79	5 55.53 *
13	141		Francesca WILTON	Austin S/S	1935	6	16:52.01	2 Laps	46.68	2:41.79	1 48.66
Not-Classified											
	142		Tom THORNTON	BMW 329/28 K	1936	6	13:38.62	DNF	57.71	2:03.99	1 63.50
	23		Sandford ANDREWS	Morgan Aero 2Str	1926	5	10:51.44	DNF	60.43	2:03.28	4 63.86
	161		Matt WALTON	Wolseley Hornet Special	1935	4	9:02.23	DNF	58.08	2:07.47	2 61.77
	110		Archie WATERFIELD	Austin 7	1934	2	5:15.89	DNF	49.85	2:27.19	2 53.49

Fastest Lap

6	Ian BAXTER	Alta 61 I.S. Single Seat	1937						1:54.27	7	68.90
---	------------	--------------------------	------	--	--	--	--	--	---------	---	-------

*** = handicap winner

Start Time : 17:38

Cadwell Park

19 Jun 21 17:57

Clerk of Course:

Time Issued:

Chief Timekeeper:

THESE RESULTS ARE PROVISIONAL UNTIL THE CONCLUSION OF ANY JUDICIAL AND TECHNICAL MATTERS

Timing by HS Sports Ltd - Results and Lap Times at www.theresultslive.co.uk/vintage-sports-car-club

RACE GRID

ALLCOMERS SCRATCH RACE FOR PRE-WAR CARS

RACE 10

ROW 12		
ROW 11	33 Mark ELDER	141 03:25.400 Francesca WILTON
ROW 10	44 02:59.010 Nicholas POWELL	111 02:45.920 James MILES
ROW 9	128 02:45.050 Alistair LITTLEWOOD	124 02:44.600 Simon GALLON
ROW 8	3 02:40.150 Teifion SALISBURY	126 02:37.710 William LEITH
ROW 7	190 02:36.730 Rebecca SMITH	143 02:35.720 Mike WRIGLEY
ROW 6	161 02:34.840 Matt WALTON	26 02:32.910 Paul BAKER
ROW 5	24 02:31.610 Nick PANCISI	110 02:30.610 Archie WATERFIELD
ROW 4	45 02:26.640 Richard ILIFFE	142 02:26.490 Tom THORNTON
ROW 3	5 02:26.130 Julian WILTON	198 02:24.250 Ollie LESTON
ROW 2	34 02:16.090 Mike JAMES	6 02:13.640 Ian BAXTER
ROW 1	23 02:12.400 Sandford ANDREWS	14 02:06.440 Alex AMES

POLE

ALLCOMERS SCRATCH RACE FOR PRE-WAR CARS

LAP TIMES - RACE 10

3	Teifion SALISBURY									
Lap	1	2	3	4	5	6	7	8	9	10
1	2:25.62	2:22.63	2:22.35	2:22.18	2:21.79	2:24.97	2:24.08			
5	Julian WILTON									
Lap	1	2	3	4	5	6	7	8	9	10
1	2:04.67	2:02.78	2:04.33	2:01.01	2:02.54	2:01.34	2:00.63	2:06.25		
6	Ian BAXTER									
Lap	1	2	3	4	5	6	7	8	9	10
1	1:54.67	1:55.66	2:52.39	1:59.28	1:54.29	1:54.80	1:54.27	2:02.67		
14	Alex AMES									
Lap	1	2	3	4	5	6	7	8	9	10
1	1:58.06	1:56.02	1:58.89	1:58.50	1:58.97	2:00.03	1:57.92	1:58.57		
23	Sandford ANDREWS									
Lap	1	2	3	4	5	6	7	8	9	10
1	2:07.67	2:15.36	2:07.29	2:03.28	2:14.45					
24	Nick PANCISI									
Lap	1	2	3	4	5	6	7	8	9	10
1	2:20.59	2:20.78	2:18.14	2:15.44	2:11.21	2:15.51	2:11.91			
26	Paul BAKER									
Lap	1	2	3	4	5	6	7	8	9	10
1	2:20.91	2:12.76	2:10.16	2:10.71	2:09.66	2:09.81	2:08.40	2:07.38		
33	Mark ELDER									
Lap	1	2	3	4	5	6	7	8	9	10
1	2:12.71	2:09.70	2:09.85	2:09.64	2:06.66	2:06.74	2:06.85	2:07.83		
34	Mike JAMES									
Lap	1	2	3	4	5	6	7	8	9	10
1	2:03.35	1:58.74	2:00.04	1:59.81	1:59.35	1:58.67	2:02.20	2:01.81		
44	Nicholas POWELL									
Lap	1	2	3	4	5	6	7	8	9	10
1	2:26.78	2:23.21	2:22.68	2:19.88	2:19.95	2:17.25	2:20.35			
110	Archie WATERFIELD									
Lap	1	2	3	4	5	6	7	8	9	10
1	2:42.66	2:27.19								
124	Simon GALLON									
Lap	1	2	3	4	5	6	7	8	9	10
1	2:16.71	2:17.37	2:14.66	2:14.31	2:11.23	2:10.93	2:10.73	2:10.71		
128	Alistair LITTLEWOOD									
Lap	1	2	3	4	5	6	7	8	9	10
1	2:28.45	2:23.04	2:19.23	2:17.25	2:14.35	2:15.23	2:18.52			

141 Francesca WILTON

Lap	1	2	3	4	5	6	7	8	9	10
1	2:41.79	2:44.07	2:56.11	2:45.68	2:45.86	2:48.50				

142 Tom THORNTON

Lap	1	2	3	4	5	6	7	8	9	10
1	2:03.99	2:04.09	2:22.57	2:12.34	2:18.79	2:32.62				

161 Matt WALTON

Lap	1	2	3	4	5	6	7	8	9	10
1	2:11.44	2:07.47	2:29.45	2:08.24						

190 Rebecca SMITH

Lap	1	2	3	4	5	6	7	8	9	10
1	2:25.08	2:22.12	2:22.22	2:19.68	2:19.98	2:17.89	2:19.43			

Lap Chart

ALLCOMERS SCRATCH RACE FOR PRE-WAR CARS - RACE 10

Lap 1		Lap 2		Lap 3		Lap 4		Lap 5		Lap 6		Lap 7		Lap 8		Lap 9		Lap 10	
No	Time	No	Time	No	Time	No	Time	No	Time	No	Time	No	Time	No	Time	No	Time	No	Time
6	1:57.99	6	3:53.65	14	5:55.43	14	7:53.93	14	9:52.90	14	11:52.93	14	13:50.85	14	15:49.42				
14	2:00.52	14	3:56.54	34	6:05.79	34	8:05.60	34	10:04.95	190	11:55.77 *1	141	14:03.51 *2	24	15:59.55 *1				
34	2:07.01	34	4:05.75	5	6:15.96	5	8:16.97	5	10:19.51	44	12:01.44 *1	128	14:05.77 *1	34	16:07.63				
142	2:08.21	5	4:11.63	23	6:33.71	141	8:31.97 *1	6	10:39.61	3	12:02.56 *1	34	14:05.82	128	16:24.29 *1				
5	2:08.85	142	4:12.30	142	6:34.87	23	8:36.99	23	10:51.44	34	12:03.62	190	14:13.66 *1	5	16:27.73				
23	2:11.06	161	4:24.54	33	6:39.95	6	8:45.32	33	10:56.25	5	12:20.85	44	14:18.69 *1	6	16:31.35				
161	2:17.07	23	4:26.42	6	6:46.04	142	8:47.21	142	11:06.00	6	12:34.41	5	14:21.48	190	16:33.09 *1				
33	2:20.40	33	4:30.10	26	6:50.11	33	8:49.59	26	11:10.48	33	13:02.99	3	14:27.53 *1	44	16:39.04 *1				
124	2:23.74	26	4:39.95	161	6:53.99	26	9:00.82	141	11:17.65 *1	26	13:20.29	6	14:28.68	3	16:51.61 *1				
24	2:26.56	124	4:41.11	124	6:55.77	161	9:02.23	124	11:21.31	124	13:32.24	33	15:09.84	141	16:52.01 *2				
26	2:27.19	24	4:47.34	24	7:05.48	124	9:10.08	24	11:32.13	142	13:38.62	26	15:28.69	33	17:17.67				
190	2:31.77	190	4:53.89	190	7:16.11	24	9:20.92	128	11:50.54	24	13:47.64	124	15:42.97	26	17:36.07				
3	2:33.61	3	4:56.24	3	7:18.59	190	9:35.79							124	17:53.68				
44	2:35.72	44	4:58.93	128	7:18.94	128	9:36.19												
128	2:36.67	128	4:59.71	44	7:21.61	3	9:40.77												
110	2:48.70	110	5:15.89			44	9:41.49												
141	2:51.79	141	5:35.86																