



**THE  
VINTAGE SPORTS  
CAR CLUB**

**DONINGTON PARK**

**5<sup>th</sup> JUNE 2022**

**RESULTS BY**



**HS Sports Ltd  
Kinetic House, Varey Road  
Congleton, Cheshire CW12 1UW  
Tel. +44 (0)1260 275708  
Fax +44 (0)1260 295625  
[www.hssports.co.uk](http://www.hssports.co.uk)**



# The Vintage Sports-Car Club

## VSCC PRE-WAR SPORTS CARS

### PROVISIONAL RESULT - PRACTICE SESSION 1

PI	No	CI	Name	Car	Laps	Time on Lap	Behind	MPH
1	1		Christopher MANN	Alfa Romeo Monza	3	1:54.96	3	61.97
2	47		Max SOWERBY	Talbot Lago T23	8	1:55.40	8	00.44
3	41		Mark BRETT	Ballamy-Ford (LMB) V8 Sp	8	1:56.14	4	01.18
4	44		Sue DARBYSHIRE	Morgan Super Aero	8	1:56.29	6	01.33
5	4		Edward BRADLEY	Aston Martin Ulster	8	1:57.19	8	02.23
6	53		Jeremy FLANN	Frazer Nash Super Sports	8	1:57.34	8	02.38
7	56		Jo BLAKENEY-EDWARDS	Frazer Nash Super Sports	7	1:58.31	5	03.35
8	68		Simon EDWARDS	Morgan Aero Supersport	8	1:59.00	4	04.04
9	114		Heinz STAMM	Aston Martin 2 Litre Speed	5	2:01.05	4	06.09
10	63		Nigel DOWDING	Riley Brooklands	8	2:01.68	8	06.72
11	102		David JOHNSON	Frazer Nash Super Sports	7	2:03.42	4	08.46
12	32		Fred BOOTHBY	MG J2	6	2:06.34	5	11.38
13	125		David SAXL	Roesch Talbot AV105	7	2:12.86	4	17.90
14	115		Andrew BAKER	Riley Brooklands	7	2:12.93	7	17.97
15	80		Bill ROSTEN	GN 11.9 Annie	6	2:14.31	6	19.35
16	27		Mark HAYWARD	Alvis FD 12/75 Fwd	7	2:15.46	5	20.50
17	135		Christopher EDMONDSON	MG C Type Replica	6	2:15.96	5	21.00
18	118		Hugh APHORP	Bentley 4.5 Litre	6	2:17.74	6	22.78
19	93		Philip PARKINSON	Frazer Nash Boulogne	6	2:19.88	6	24.92
20	58		Mark MORGAN	Frazer Nash Shelsley	6	2:21.60	5	26.64
21	113		Nicholas MORLEY	Lagonda LG 45	6	2:22.60	5	27.64
22	138		Chris TOWNSEND	Bugatti T37A	6	2:24.10	6	29.14
23	148		Jonathan LUPTON	Aston Martin Team Car	6	2:24.97	5	30.01
24	129		Tim WADSWORTH	Lagonda 2 Ltr L/C Tourer	6	2:25.19	6	30.23
25	124		Alex PILKINGTON	Alfa Romeo 6C 1750	6	2:28.20	6	33.24
26	127		Dennis JOHNSON	Frazer Nash Colmore	6	2:29.57	6	34.61
27	73		Simon JACKSON	MG PB	1	2:34.35	1	39.39

#### Not-Seen

126	Henry DAY	Alvis 12/50
62	Trevor SWETE	Invicta S Type

Car 1 - Fit Working Transponder

Start Time : 09:00

Donington Park

05 Jun 22 09:22

Clerk of Course:

Time Issued:

Chief Timekeeper: Anthony Smith

THESE RESULTS ARE PROVISIONAL UNTIL THE CONCLUSION OF ANY JUDICIAL AND TECHNICAL MATTERS

Timing by HS Sports Ltd - Results and Lap Times at [www.theresultslive.co.uk/vintage-sports-car-club](http://www.theresultslive.co.uk/vintage-sports-car-club)

# VSCC PRE-WAR SPORTS CARS

## LAP TIMES - PRACTICE SESSION 1

<b>1</b>	<b>Christopher MANN</b>										
<b>Lap</b>	<b>1</b>	<b>2</b>	<b>3</b>	<b>4</b>	<b>5</b>	<b>6</b>	<b>7</b>	<b>8</b>	<b>9</b>	<b>10</b>	
1	2:03.34	1:59.43	1:54.96								
<b>4</b>	<b>Edward BRADLEY</b>										
<b>Lap</b>	<b>1</b>	<b>2</b>	<b>3</b>	<b>4</b>	<b>5</b>	<b>6</b>	<b>7</b>	<b>8</b>	<b>9</b>	<b>10</b>	
1	2:27.75	2:09.90	2:04.96	1:59.35	1:57.36	1:59.26	1:58.75	1:57.19			
<b>27</b>	<b>Mark HAYWARD</b>										
<b>Lap</b>	<b>1</b>	<b>2</b>	<b>3</b>	<b>4</b>	<b>5</b>	<b>6</b>	<b>7</b>	<b>8</b>	<b>9</b>	<b>10</b>	
1	2:33.63	2:39.07	2:17.07	2:18.34	2:15.46	2:16.90	2:17.53				
<b>32</b>	<b>Fred BOOTHBY</b>										
<b>Lap</b>	<b>1</b>	<b>2</b>	<b>3</b>	<b>4</b>	<b>5</b>	<b>6</b>	<b>7</b>	<b>8</b>	<b>9</b>	<b>10</b>	
1	2:33.67	2:21.24	2:08.72	2:07.69	2:06.34	2:06.57					
<b>41</b>	<b>Mark BRETT</b>										
<b>Lap</b>	<b>1</b>	<b>2</b>	<b>3</b>	<b>4</b>	<b>5</b>	<b>6</b>	<b>7</b>	<b>8</b>	<b>9</b>	<b>10</b>	
1	2:21.23	1:59.98	1:57.20	1:56.14	2:05.26	2:05.70	1:59.85	1:56.24			
<b>44</b>	<b>Sue DARBYSHIRE</b>										
<b>Lap</b>	<b>1</b>	<b>2</b>	<b>3</b>	<b>4</b>	<b>5</b>	<b>6</b>	<b>7</b>	<b>8</b>	<b>9</b>	<b>10</b>	
1	2:10.85	1:58.65	1:57.80	1:57.80	2:03.35	1:56.29	1:56.61	1:57.27			
<b>47</b>	<b>Max SOWERBY</b>										
<b>Lap</b>	<b>1</b>	<b>2</b>	<b>3</b>	<b>4</b>	<b>5</b>	<b>6</b>	<b>7</b>	<b>8</b>	<b>9</b>	<b>10</b>	
1	2:18.71	2:00.93	2:03.93	1:57.33	2:03.00	2:03.69	1:55.79	1:55.40			
<b>53</b>	<b>Jeremy FLANN</b>										
<b>Lap</b>	<b>1</b>	<b>2</b>	<b>3</b>	<b>4</b>	<b>5</b>	<b>6</b>	<b>7</b>	<b>8</b>	<b>9</b>	<b>10</b>	
1	2:21.02	2:04.06	2:03.55	1:59.50	2:03.68	2:08.33	1:59.72	1:57.34			
<b>56</b>	<b>Jo BLAKENEY-EDWARDS</b>										
<b>Lap</b>	<b>1</b>	<b>2</b>	<b>3</b>	<b>4</b>	<b>5</b>	<b>6</b>	<b>7</b>	<b>8</b>	<b>9</b>	<b>10</b>	
1	2:30.95	2:09.62	2:03.92	2:00.17	1:58.31	2:01.81	2:00.27				
<b>58</b>	<b>Mark MORGAN</b>										
<b>Lap</b>	<b>1</b>	<b>2</b>	<b>3</b>	<b>4</b>	<b>5</b>	<b>6</b>	<b>7</b>	<b>8</b>	<b>9</b>	<b>10</b>	
1	2:44.36	2:33.71	2:26.96	2:28.02	2:21.60	2:24.14					
<b>63</b>	<b>Nigel DOWDING</b>										
<b>Lap</b>	<b>1</b>	<b>2</b>	<b>3</b>	<b>4</b>	<b>5</b>	<b>6</b>	<b>7</b>	<b>8</b>	<b>9</b>	<b>10</b>	
1	2:19.14	2:05.88	2:06.25	2:05.67	2:08.04	2:05.55	2:05.39	2:01.68			
<b>68</b>	<b>Simon EDWARDS</b>										
<b>Lap</b>	<b>1</b>	<b>2</b>	<b>3</b>	<b>4</b>	<b>5</b>	<b>6</b>	<b>7</b>	<b>8</b>	<b>9</b>	<b>10</b>	
1	2:20.45	2:01.50	2:01.09	1:59.00	2:04.19	2:07.68	2:02.34	1:59.57			
<b>73</b>	<b>Simon JACKSON</b>										
<b>Lap</b>	<b>1</b>	<b>2</b>	<b>3</b>	<b>4</b>	<b>5</b>	<b>6</b>	<b>7</b>	<b>8</b>	<b>9</b>	<b>10</b>	
1	2:34.35										

<b>80</b>	<b>Bill ROSTEN</b>										
	<b>Lap</b>	<b>1</b>	<b>2</b>	<b>3</b>	<b>4</b>	<b>5</b>	<b>6</b>	<b>7</b>	<b>8</b>	<b>9</b>	<b>10</b>
	1	2:43.88	2:32.45	2:24.68	2:19.65	2:26.71	2:14.31				
<b>93</b>	<b>Philip PARKINSON</b>										
	<b>Lap</b>	<b>1</b>	<b>2</b>	<b>3</b>	<b>4</b>	<b>5</b>	<b>6</b>	<b>7</b>	<b>8</b>	<b>9</b>	<b>10</b>
	1	2:42.16	2:30.31	2:25.05	2:22.77	2:20.21	2:19.88				
<b>102</b>	<b>David JOHNSON</b>										
	<b>Lap</b>	<b>1</b>	<b>2</b>	<b>3</b>	<b>4</b>	<b>5</b>	<b>6</b>	<b>7</b>	<b>8</b>	<b>9</b>	<b>10</b>
	1	2:26.76	2:12.68	2:07.20	2:03.42	2:03.88	2:04.45	2:08.88			
<b>113</b>	<b>Nicholas MORLEY</b>										
	<b>Lap</b>	<b>1</b>	<b>2</b>	<b>3</b>	<b>4</b>	<b>5</b>	<b>6</b>	<b>7</b>	<b>8</b>	<b>9</b>	<b>10</b>
	1	2:44.23	2:36.38	2:28.54	2:26.97	2:22.60	2:24.67				
<b>114</b>	<b>Heinz STAMM</b>										
	<b>Lap</b>	<b>1</b>	<b>2</b>	<b>3</b>	<b>4</b>	<b>5</b>	<b>6</b>	<b>7</b>	<b>8</b>	<b>9</b>	<b>10</b>
	1	2:31.46	2:18.86	2:07.96	2:01.05	2:04.24					
<b>115</b>	<b>Andrew BAKER</b>										
	<b>Lap</b>	<b>1</b>	<b>2</b>	<b>3</b>	<b>4</b>	<b>5</b>	<b>6</b>	<b>7</b>	<b>8</b>	<b>9</b>	<b>10</b>
	1	2:35.05	2:23.10	2:19.53	2:16.52	2:16.13	2:15.10	2:12.93			
<b>118</b>	<b>Hugh APTHORP</b>										
	<b>Lap</b>	<b>1</b>	<b>2</b>	<b>3</b>	<b>4</b>	<b>5</b>	<b>6</b>	<b>7</b>	<b>8</b>	<b>9</b>	<b>10</b>
	1	2:45.97	2:28.29	2:25.55	2:23.96	2:33.33	2:17.74				
<b>124</b>	<b>Alex PILKINGTON</b>										
	<b>Lap</b>	<b>1</b>	<b>2</b>	<b>3</b>	<b>4</b>	<b>5</b>	<b>6</b>	<b>7</b>	<b>8</b>	<b>9</b>	<b>10</b>
	1	2:40.45	2:32.71	2:36.02	2:38.57	2:29.73	2:28.20				
<b>125</b>	<b>David SAXL</b>										
	<b>Lap</b>	<b>1</b>	<b>2</b>	<b>3</b>	<b>4</b>	<b>5</b>	<b>6</b>	<b>7</b>	<b>8</b>	<b>9</b>	<b>10</b>
	1	2:27.88	2:16.87	2:16.68	2:12.86	2:16.28	2:27.87	2:14.99			
<b>127</b>	<b>Dennis JOHNSON</b>										
	<b>Lap</b>	<b>1</b>	<b>2</b>	<b>3</b>	<b>4</b>	<b>5</b>	<b>6</b>	<b>7</b>	<b>8</b>	<b>9</b>	<b>10</b>
	1	2:31.75	2:30.94	2:30.02	2:30.39	2:38.52	2:29.57				
<b>129</b>	<b>Tim WADSWORTH</b>										
	<b>Lap</b>	<b>1</b>	<b>2</b>	<b>3</b>	<b>4</b>	<b>5</b>	<b>6</b>	<b>7</b>	<b>8</b>	<b>9</b>	<b>10</b>
	1	2:36.96	2:33.61	2:28.56	2:26.80	2:26.84	2:25.19				
<b>135</b>	<b>Christopher EDMONDSON</b>										
	<b>Lap</b>	<b>1</b>	<b>2</b>	<b>3</b>	<b>4</b>	<b>5</b>	<b>6</b>	<b>7</b>	<b>8</b>	<b>9</b>	<b>10</b>
	1	2:45.96	2:28.06	2:24.55	2:19.17	2:15.96	2:25.00				
<b>138</b>	<b>Chris TOWNSEND</b>										
	<b>Lap</b>	<b>1</b>	<b>2</b>	<b>3</b>	<b>4</b>	<b>5</b>	<b>6</b>	<b>7</b>	<b>8</b>	<b>9</b>	<b>10</b>
	1	2:45.38	2:34.74	2:32.24	2:28.39	2:25.39	2:24.10				
<b>148</b>	<b>Jonathan LUPTON</b>										
	<b>Lap</b>	<b>1</b>	<b>2</b>	<b>3</b>	<b>4</b>	<b>5</b>	<b>6</b>	<b>7</b>	<b>8</b>	<b>9</b>	<b>10</b>
	1	2:47.11	2:37.98	2:31.92	2:28.90	2:24.97	2:25.85				



# The Vintage Sports-Car Club

## CLASSIC & MODERN MOTORSPORT CLUB

### PROVISIONAL RESULT - PRACTICE SESSION 2

PI	No	CI	Name	Car	Laps	Time on Lap	Behind	MPH	
1	25	H	Rob NEWALL	Jaguar MK1	7	1:49.07	3	65.32	
2	72	A	David MOORHOUSE	Austin Mini	6	1:50.87	6	01.80	64.26
3	17	B	Gary THOMAS	Lotus Seven	6	1:53.55	5	04.48	62.74
4	57	D	Alan CHARLTON	Triumph TR6	6	1:56.40	6	07.33	61.21
5	12	B	Louis FRANKEL	Alfa Romeo	5	1:57.83	5	08.76	60.46
6	678	C	Martin STOWE	TVR Grantora MK3	6	1:59.49	6	10.42	59.62
7	22	A	Richard FRANKEL	Alfa Romeo	5	2:04.71	4	15.64	57.13
8	5	I	Chris TOWNSEND	Bentley MK VI	5	2:05.93	2	16.86	56.57
<b>Not-Seen</b>									
	11		Andrew COX	Triumph TR3					
	33		Glenn PEARSON	Jaguar Mk1					
	50		Charles COLLEDGE	Min Marcos Mk3					
	55		Alistair DYSON	Jaguar Mk2					
	65		Geoff TURRAL	Alfa Romeo					

Start Time : 09:21

Donington Park

05 Jun 22 09:40

Clerk of Course:

Time Issued:

Chief Timekeeper: Anthony Smith

THESE RESULTS ARE PROVISIONAL UNTIL THE CONCLUSION OF ANY JUDICIAL AND TECHNICAL MATTERS

Timing by HS Sports Ltd - Results and Lap Times at [www.theresultslive.co.uk/vintage-sports-car-club](http://www.theresultslive.co.uk/vintage-sports-car-club)

# CLASSIC & MODERN MOTORSPORT CLUB

## LAP TIMES - PRACTICE SESSION 2

---

<b>5</b>	<b>Chris TOWNSEND</b>										
	<b>Lap</b>	<b>1</b>	<b>2</b>	<b>3</b>	<b>4</b>	<b>5</b>	<b>6</b>	<b>7</b>	<b>8</b>	<b>9</b>	<b>10</b>
	1	2:06.01	2:05.93	2:08.80	2:12.09	2:07.03					

---

<b>12</b>	<b>Louis FRANKEL</b>										
	<b>Lap</b>	<b>1</b>	<b>2</b>	<b>3</b>	<b>4</b>	<b>5</b>	<b>6</b>	<b>7</b>	<b>8</b>	<b>9</b>	<b>10</b>
	1	2:47.66	2:01.62	2:00.17	2:02.88	1:57.83					

---

<b>17</b>	<b>Gary THOMAS</b>										
	<b>Lap</b>	<b>1</b>	<b>2</b>	<b>3</b>	<b>4</b>	<b>5</b>	<b>6</b>	<b>7</b>	<b>8</b>	<b>9</b>	<b>10</b>
	1	2:12.00	1:58.48	1:57.77	1:54.27	1:53.55	1:54.63				

---

<b>22</b>	<b>Richard FRANKEL</b>										
	<b>Lap</b>	<b>1</b>	<b>2</b>	<b>3</b>	<b>4</b>	<b>5</b>	<b>6</b>	<b>7</b>	<b>8</b>	<b>9</b>	<b>10</b>
	1	2:15.93	2:10.38	2:07.40	2:04.71	2:04.85					

---

<b>25</b>	<b>Rob NEWALL</b>										
	<b>Lap</b>	<b>1</b>	<b>2</b>	<b>3</b>	<b>4</b>	<b>5</b>	<b>6</b>	<b>7</b>	<b>8</b>	<b>9</b>	<b>10</b>
	1	1:54.88	1:55.65	1:49.07	1:50.75	1:51.07	1:51.78	1:52.31			

---

<b>57</b>	<b>Alan CHARLTON</b>										
	<b>Lap</b>	<b>1</b>	<b>2</b>	<b>3</b>	<b>4</b>	<b>5</b>	<b>6</b>	<b>7</b>	<b>8</b>	<b>9</b>	<b>10</b>
	1	2:12.90	2:03.61	2:00.19	2:04.18	2:04.46	1:56.40				

---

<b>72</b>	<b>David MOORHOUSE</b>										
	<b>Lap</b>	<b>1</b>	<b>2</b>	<b>3</b>	<b>4</b>	<b>5</b>	<b>6</b>	<b>7</b>	<b>8</b>	<b>9</b>	<b>10</b>
	1	2:08.19	1:55.04	1:52.61	1:58.50	1:55.58	1:50.87				

---

<b>678</b>	<b>Martin STOWE</b>										
	<b>Lap</b>	<b>1</b>	<b>2</b>	<b>3</b>	<b>4</b>	<b>5</b>	<b>6</b>	<b>7</b>	<b>8</b>	<b>9</b>	<b>10</b>
	1	2:12.84	2:01.78	2:00.63	2:02.87	2:05.12	1:59.49				

---



# The Vintage Sports-Car Club

## VSCC PRE-WAR CARS

### PROVISIONAL RESULT - PRACTICE SESSION 3

PI	No	CI	Name	Car	Laps	Time on Lap	Behind	MPH	
1	69		Dougal CAWLEY	GN/Ford Piglet	8	1:50.82	6	64.29	
2	36		Michael JAMES	Riley 12/4 TT Sprite Rep	8	1:51.44	6	00.62	63.93
3	52		Simon BLAKENEY-EDWARDS	Frazer Nash Super Sports	8	1:53.01	8	02.19	63.04
4	54		David WYLIE	Frazer Nash Acedes	8	1:53.10	7	02.28	62.99
5	48		Charles GODDARD	MG PA-PB	8	1:54.87	8	04.05	62.02
6	49		Richard ILIFFE	Riley TT Sprite Replica	8	1:58.43	6	07.61	60.16
7	73		Simon JACKSON	MG PB	8	1:58.54	7	07.72	60.10
8	20		Rodney SEBER	Wolseley Hornet Special	8	1:59.20	7	08.38	59.77
9	59		Jeffrey EDWARDS	Alvis Sports Special	8	1:59.23	7	08.41	59.75
10	92		Rebecca SMITH	Morris Minor	8	1:59.31	7	08.49	59.71
11	82		Matthew MOORE	Austin 7 Ulster	8	1:59.49	7	08.67	59.62
12	105		Angus FROST	Morgan Super Aero	7	1:59.58	6	08.76	59.58
13	66		Hughie WALKER	GN Thunderbug	6	2:01.02	6	10.20	58.87
14	45		Simon GALLON	BMW Frazer Nash 329/8	7	2:01.84	7	11.02	58.47
15	72		Rupert MANN	Riley Special	7	2:01.96	7	11.14	58.42
16	50		Andrew LONG	MG N Magnette	8	2:02.15	5	11.33	58.33
17	85		John MOSS	Austin Seven Sports	8	2:03.06	5	12.24	57.89
18	91		David GOLDSPIK	Frazer Nash Acedes	8	2:03.54	7	12.72	57.67
19	107		Nick HAYWARD-COOK	Riley Special	7	2:03.91	6	13.09	57.50
20	74		Mark DOLTON	MG PB	7	2:05.87	7	15.05	56.60
21	62		Trevor SWETE	Invicta S Type	7	2:06.19	7	15.37	56.46
22	16		Ollie LESTON	Austin 7 Special	4	2:07.02	4	16.20	56.09
23	57		Archie WATERFIELD	Austin 7	5	2:07.84	5	17.02	55.73
24	128		Iain ROCHE	Frazer Nash TT Rep	6	2:13.10	6	22.28	53.53
25	110		George SCHOLEY	Austin Ulster	7	2:16.23	6	25.41	52.30
26	98		Kerry WILSON	Alvis SA 16.95 Special	6	2:26.22	6	35.40	48.72
27	111		Robert MOORE	GN Special	2	2:26.36	1	35.54	48.68
28	140		Alastair BAILEY	Riley 9 2 Seat Special	6	2:38.83	5	48.01	44.86
<b>Not-Seen</b>									
	116		Ian GILES	Amilcar G					
	22		James MORLEY	Bentley 3/4 1/2 Litre					
	37		Mike PAINTER	MG Kayne					

Start Time : 09:45

Donington Park

05 Jun 22 10:04

Clerk of Course:

Time Issued:

Chief Timekeeper: Anthony Smith

THESE RESULTS ARE PROVISIONAL UNTIL THE CONCLUSION OF ANY JUDICIAL AND TECHNICAL MATTERS

Timing by HS Sports Ltd - Results and Lap Times at [www.theresultslive.co.uk/vintage-sports-car-club](http://www.theresultslive.co.uk/vintage-sports-car-club)

# VSCC PRE-WAR CARS

## LAP TIMES - PRACTICE SESSION 3

<b>16</b>	<b>Ollie LESTON</b>										
	<b>Lap</b>	<b>1</b>	<b>2</b>	<b>3</b>	<b>4</b>	<b>5</b>	<b>6</b>	<b>7</b>	<b>8</b>	<b>9</b>	<b>10</b>
	1	2:41.80	2:11.61	2:11.95	2:07.02						
<b>20</b>	<b>Rodney SEBER</b>										
	<b>Lap</b>	<b>1</b>	<b>2</b>	<b>3</b>	<b>4</b>	<b>5</b>	<b>6</b>	<b>7</b>	<b>8</b>	<b>9</b>	<b>10</b>
	1	2:18.52	2:01.77	1:59.93	2:00.32	2:03.35	2:01.40	1:59.20	2:00.07		
<b>36</b>	<b>Michael JAMES</b>										
	<b>Lap</b>	<b>1</b>	<b>2</b>	<b>3</b>	<b>4</b>	<b>5</b>	<b>6</b>	<b>7</b>	<b>8</b>	<b>9</b>	<b>10</b>
	1	2:14.02	2:00.54	1:55.86	1:57.23	1:57.74	1:51.44	1:52.88	1:51.54		
<b>45</b>	<b>Simon GALLON</b>										
	<b>Lap</b>	<b>1</b>	<b>2</b>	<b>3</b>	<b>4</b>	<b>5</b>	<b>6</b>	<b>7</b>	<b>8</b>	<b>9</b>	<b>10</b>
	1	2:33.33	2:09.33	2:11.23	2:06.74	2:07.54	2:05.99	2:01.84			
<b>48</b>	<b>Charles GODDARD</b>										
	<b>Lap</b>	<b>1</b>	<b>2</b>	<b>3</b>	<b>4</b>	<b>5</b>	<b>6</b>	<b>7</b>	<b>8</b>	<b>9</b>	<b>10</b>
	1	2:03.97	1:57.14	1:56.71	1:58.18	1:55.83	1:55.49	1:59.15	1:54.87		
<b>49</b>	<b>Richard ILIFFE</b>										
	<b>Lap</b>	<b>1</b>	<b>2</b>	<b>3</b>	<b>4</b>	<b>5</b>	<b>6</b>	<b>7</b>	<b>8</b>	<b>9</b>	<b>10</b>
	1	2:25.25	2:15.93	2:04.26	2:01.85	2:01.01	1:58.43	2:01.74	2:00.18		
<b>50</b>	<b>Andrew LONG</b>										
	<b>Lap</b>	<b>1</b>	<b>2</b>	<b>3</b>	<b>4</b>	<b>5</b>	<b>6</b>	<b>7</b>	<b>8</b>	<b>9</b>	<b>10</b>
	1	2:13.25	2:05.59	2:06.95	2:05.32	2:02.15	2:09.79	2:08.57	2:08.70		
<b>52</b>	<b>Simon BLAKENEY-EDWARDS</b>										
	<b>Lap</b>	<b>1</b>	<b>2</b>	<b>3</b>	<b>4</b>	<b>5</b>	<b>6</b>	<b>7</b>	<b>8</b>	<b>9</b>	<b>10</b>
	1	2:15.29	2:01.44	1:59.82	1:57.52	1:57.99	1:54.45	1:54.88	1:53.01		
<b>54</b>	<b>David WYLIE</b>										
	<b>Lap</b>	<b>1</b>	<b>2</b>	<b>3</b>	<b>4</b>	<b>5</b>	<b>6</b>	<b>7</b>	<b>8</b>	<b>9</b>	<b>10</b>
	1	2:14.27	2:15.19	2:02.00	1:56.17	1:57.88	1:56.24	1:53.10	1:56.40		
<b>57</b>	<b>Archie WATERFIELD</b>										
	<b>Lap</b>	<b>1</b>	<b>2</b>	<b>3</b>	<b>4</b>	<b>5</b>	<b>6</b>	<b>7</b>	<b>8</b>	<b>9</b>	<b>10</b>
	1	2:15.03	8:21.92	2:12.98	2:10.86	2:07.84					
<b>59</b>	<b>Jeffrey EDWARDS</b>										
	<b>Lap</b>	<b>1</b>	<b>2</b>	<b>3</b>	<b>4</b>	<b>5</b>	<b>6</b>	<b>7</b>	<b>8</b>	<b>9</b>	<b>10</b>
	1	2:22.85	2:11.39	2:05.60	2:02.15	2:01.22	2:01.89	1:59.23	2:05.60		
<b>62</b>	<b>Trevor SWETE</b>										
	<b>Lap</b>	<b>1</b>	<b>2</b>	<b>3</b>	<b>4</b>	<b>5</b>	<b>6</b>	<b>7</b>	<b>8</b>	<b>9</b>	<b>10</b>
	1	2:29.21	2:22.56	2:10.92	2:11.25	2:10.01	2:10.17	2:06.19			
<b>66</b>	<b>Hughie WALKER</b>										
	<b>Lap</b>	<b>1</b>	<b>2</b>	<b>3</b>	<b>4</b>	<b>5</b>	<b>6</b>	<b>7</b>	<b>8</b>	<b>9</b>	<b>10</b>
	1	2:31.57	2:06.15	2:03.63	2:04.55	2:03.45	2:01.02				



<b>69</b>	<b>Dougal CAWLEY</b>										
	<b>Lap</b>	<b>1</b>	<b>2</b>	<b>3</b>	<b>4</b>	<b>5</b>	<b>6</b>	<b>7</b>	<b>8</b>	<b>9</b>	<b>10</b>
	1	2:13.85	1:56.42	1:54.17	1:52.30	1:51.46	1:50.82	1:51.15	1:51.72		
<b>72</b>	<b>Rupert MANN</b>										
	<b>Lap</b>	<b>1</b>	<b>2</b>	<b>3</b>	<b>4</b>	<b>5</b>	<b>6</b>	<b>7</b>	<b>8</b>	<b>9</b>	<b>10</b>
	1	2:26.30	2:13.82	2:08.17	2:06.99	2:03.71	2:05.72	2:01.96			
<b>73</b>	<b>Simon JACKSON</b>										
	<b>Lap</b>	<b>1</b>	<b>2</b>	<b>3</b>	<b>4</b>	<b>5</b>	<b>6</b>	<b>7</b>	<b>8</b>	<b>9</b>	<b>10</b>
	1	2:18.25	2:04.27	2:05.36	2:06.09	2:01.37	2:05.76	1:58.54	2:01.86		
<b>74</b>	<b>Mark DOLTON</b>										
	<b>Lap</b>	<b>1</b>	<b>2</b>	<b>3</b>	<b>4</b>	<b>5</b>	<b>6</b>	<b>7</b>	<b>8</b>	<b>9</b>	<b>10</b>
	1	2:24.43	2:14.08	2:05.92	2:11.58	2:05.93	2:08.44	2:05.87			
<b>82</b>	<b>Matthew MOORE</b>										
	<b>Lap</b>	<b>1</b>	<b>2</b>	<b>3</b>	<b>4</b>	<b>5</b>	<b>6</b>	<b>7</b>	<b>8</b>	<b>9</b>	<b>10</b>
	1	2:06.82	2:04.81	2:12.34	2:05.67	2:01.45	1:59.87	1:59.49	2:00.20		
<b>85</b>	<b>John MOSS</b>										
	<b>Lap</b>	<b>1</b>	<b>2</b>	<b>3</b>	<b>4</b>	<b>5</b>	<b>6</b>	<b>7</b>	<b>8</b>	<b>9</b>	<b>10</b>
	1	2:18.84	2:06.56	2:05.54	2:05.15	2:03.06	2:03.52	2:03.36	2:04.25		
<b>91</b>	<b>David GOLDSPINK</b>										
	<b>Lap</b>	<b>1</b>	<b>2</b>	<b>3</b>	<b>4</b>	<b>5</b>	<b>6</b>	<b>7</b>	<b>8</b>	<b>9</b>	<b>10</b>
	1	2:21.02	2:08.64	2:04.58	2:06.95	2:04.20	2:03.63	2:03.54	2:07.44		
<b>92</b>	<b>Rebecca SMITH</b>										
	<b>Lap</b>	<b>1</b>	<b>2</b>	<b>3</b>	<b>4</b>	<b>5</b>	<b>6</b>	<b>7</b>	<b>8</b>	<b>9</b>	<b>10</b>
	1	2:21.04	2:13.16	2:06.32	2:09.04	2:02.05	2:00.17	1:59.31	2:06.09		
<b>98</b>	<b>Kerry WILSON</b>										
	<b>Lap</b>	<b>1</b>	<b>2</b>	<b>3</b>	<b>4</b>	<b>5</b>	<b>6</b>	<b>7</b>	<b>8</b>	<b>9</b>	<b>10</b>
	1	2:43.32	2:33.71	2:29.44	2:26.54	2:30.32	2:26.22				
<b>105</b>	<b>Angus FROST</b>										
	<b>Lap</b>	<b>1</b>	<b>2</b>	<b>3</b>	<b>4</b>	<b>5</b>	<b>6</b>	<b>7</b>	<b>8</b>	<b>9</b>	<b>10</b>
	1	2:31.17	3:42.22	2:03.49	1:59.98	2:05.31	1:59.58	2:04.08			
<b>107</b>	<b>Nick HAYWARD-COOK</b>										
	<b>Lap</b>	<b>1</b>	<b>2</b>	<b>3</b>	<b>4</b>	<b>5</b>	<b>6</b>	<b>7</b>	<b>8</b>	<b>9</b>	<b>10</b>
	1	2:23.15	2:18.15	2:11.60	2:05.74	2:05.54	2:03.91	2:05.23			
<b>110</b>	<b>George SCHOLEY</b>										
	<b>Lap</b>	<b>1</b>	<b>2</b>	<b>3</b>	<b>4</b>	<b>5</b>	<b>6</b>	<b>7</b>	<b>8</b>	<b>9</b>	<b>10</b>
	1	2:29.80	2:24.98	2:19.00	2:21.24	2:19.75	2:16.23	2:28.80			
<b>111</b>	<b>Robert MOORE</b>										
	<b>Lap</b>	<b>1</b>	<b>2</b>	<b>3</b>	<b>4</b>	<b>5</b>	<b>6</b>	<b>7</b>	<b>8</b>	<b>9</b>	<b>10</b>
	1	2:26.36	2:50.05								
<b>128</b>	<b>Iain ROCHE</b>										
	<b>Lap</b>	<b>1</b>	<b>2</b>	<b>3</b>	<b>4</b>	<b>5</b>	<b>6</b>	<b>7</b>	<b>8</b>	<b>9</b>	<b>10</b>
	1	2:29.31	2:22.21	2:18.02	2:40.41	3:46.54	2:13.10				

---

**140 Alastair BAILEY**

<b>Lap</b>	<b>1</b>	<b>2</b>	<b>3</b>	<b>4</b>	<b>5</b>	<b>6</b>	<b>7</b>	<b>8</b>	<b>9</b>	<b>10</b>
1	2:56.19	2:45.81	2:51.43	2:42.88	2:38.83	2:43.91				



# The Vintage Sports-Car Club

## 500 OWNERS ASSOCIATION

### PROVISIONAL RESULT - PRACTICE SESSION 4

PI	No	CI Name	Car	Laps	Time on Lap	Behind	MPH	
1	60	Tom WATERFIELD	Cooper-Norton MK 9	7	1:48.20	7	65.84	
2	99 P3	Alex WILSON	Cooper MK10	7	1:54.11	7	05.91	62.43
3	78 P2	Harry GEORGE PAINTER	Cooper MK 7	6	1:58.49	3	10.29	60.13
4	29 P2	Chris WILSON	Mackson MS 001	7	2:00.13	7	11.93	59.31
5	53 P3	Simon DEDMAN	Cooper Mk 10	6	2:04.81	5	16.61	57.08
6	36 P2	Kerry HORAN	Trenberth Vincent	6	2:04.94	6	16.74	57.02
7	16 P3	Wright STUART	Cooper MK XI	5	2:05.42	4	17.22	56.80
8	92 P3	Richard FULLER	Cooper MK 8	6	2:05.70	4	17.50	56.68
9	33 P2	Jonathan MORRIS	Waye 500	6	2:07.51	6	19.31	55.87
10	64 P1	Richard KELLY	Cooper MK V	6	2:08.65	4	20.45	55.38
11	94 P3	Douglas McLAY	Cooper MK 8	1	2:40.38	1	52.18	44.42

#### Not-Seen

3	Andy RAYNOR	Kieft CK54
44	Michael BROUGH	BJR

Start Time : 10:14

Donington Park

05 Jun 22 10:33

Clerk of Course:

Time Issued:

Chief Timekeeper: Anthony Smith

THESE RESULTS ARE PROVISIONAL UNTIL THE CONCLUSION OF ANY JUDICIAL AND TECHNICAL MATTERS

Timing by HS Sports Ltd - Results and Lap Times at [www.theresultslive.co.uk/vintage-sports-car-club](http://www.theresultslive.co.uk/vintage-sports-car-club)

# 500 OWNERS ASSOCIATION

## LAP TIMES - PRACTICE SESSION 4

---

**16 Wright STUART**

Lap	1	2	3	4	5	6	7	8	9	10
1	2:08.98	2:08.25	2:08.08	2:05.42	2:13.56					

---

**29 Chris WILSON**

Lap	1	2	3	4	5	6	7	8	9	10
1	2:10.28	2:06.56	2:04.91	2:02.74	2:01.72	2:01.10	2:00.13			

---

**33 Jonathan MORRIS**

Lap	1	2	3	4	5	6	7	8	9	10
1	2:11.81	2:09.83	2:10.36	2:08.74	2:08.22	2:07.51				

---

**36 Kerry HORAN**

Lap	1	2	3	4	5	6	7	8	9	10
1	2:21.36	2:14.43	2:11.66	2:08.33	2:07.54	2:04.94				

---

**53 Simon DEDMAN**

Lap	1	2	3	4	5	6	7	8	9	10
1	2:15.31	2:13.07	2:09.04	2:05.05	2:04.81	2:06.00				

---

**60 Tom WATERFIELD**

Lap	1	2	3	4	5	6	7	8	9	10
1	1:52.92	1:49.96	1:48.99	1:50.93	1:52.54	1:49.03	1:48.20			

---

**64 Richard KELLY**

Lap	1	2	3	4	5	6	7	8	9	10
1	2:17.42	2:14.40	2:09.53	2:08.65	2:17.27	2:23.13				

---

**78 Harry GEORGE PAINTER**

Lap	1	2	3	4	5	6	7	8	9	10
1	2:03.03	1:59.59	1:58.49	2:06.34	3:13.20	1:58.81				

---

**92 Richard FULLER**

Lap	1	2	3	4	5	6	7	8	9	10
1	2:18.19	2:19.24	2:11.09	2:05.70	2:07.50	2:05.80				

---

**94 Douglas McLAY**

Lap	1	2	3	4	5	6	7	8	9	10
1	2:40.38									

---

**99 Alex WILSON**

Lap	1	2	3	4	5	6	7	8	9	10
1	2:02.76	2:00.52	1:58.98	1:58.25	1:56.59	1:55.50	1:54.11			



# The Vintage Sports-Car Club

## VSCC RACING CARS

### PROVISIONAL RESULT - PRACTICE SESSION 5

PI	No	CI	Name	Car	Laps	Time on Lap	Behind	MPH
1	77		Geraint OWEN	Kurtis 500 C	9	1:44.26	7	68.33
2	28		Alex AMES	Bugatti T35B	9	1:44.65	4 00.39	68.08
3	61		Edward WILLIAMS	Frazer Nash TT Rep	8	1:46.38	8 02.12	66.97
4	19		Sandford ANDREWS	Morgan Aero 2Str	9	1:46.43	7 02.17	66.94
5	33		Frederick HARPER	Kurtis Indy Roadster	9	1:48.21	8 03.95	65.84
6	70		Gareth BURNETT	Alta 2-Litre Sports	8	1:48.87	6 04.61	65.44
7	15		Ben FIDLER	ERA AJM 1	8	1:50.09	5 05.83	64.71
8	25		Tom WALKER	Amilcar Hispano Special	8	1:50.13	7 05.87	64.69
9	8		Malcolm COOK	Cooper T51	5	1:51.01	4 06.75	64.18
10	79		Ian BAXTER	Alta 61 I.S. Single Seat	8	1:51.32	8 07.06	64.00
11	31		Rob HUBBARD	AC Monoposto	8	1:51.66	8 07.40	63.80
12	106		Harvey SYKES	Cooper T45	8	1:51.72	7 07.46	63.77
13	10		Martyn ASTLEY	Elva 100	8	1:52.78	8 08.52	63.17
14	38		Tom THORNTON	BMW 329/28 K	8	1:53.39	6 09.13	62.83
15	43		Mike WRIGLEY	Bugatti T35B	6	1:54.95	3 10.69	61.98
16	51		Timothy DUTTON	Bugatti Type 51	8	1:55.16	7 10.90	61.87
17	39		Bo WILLIAMS	Bugatti T35B	8	1:55.27	8 11.01	61.81
18	29		Matt RICKETTS	Cooper T41	5	1:57.64	5 13.38	60.56
19	67		Bruce STOPS	Bugatti T35/44	8	1:58.19	8 13.93	60.28
20	103		Richard FRANKEL	MG K3	7	1:59.98	7 15.72	59.38
21	55		Duncan POTTER	MG Montlhery Midget	7	2:01.01	6 16.75	58.87
22	35		Chris HUDSON	Bugatti T35B	5	2:03.03	4 18.77	57.91
23	133		Duncan RICKETTS	ERA Parnell Challenger	3	2:03.45	2 19.19	57.71
24	121		David BRAZELL	Lea-Francis R Type	5	2:06.17	5 21.91	56.47
25	101		Ian BALMFORTH	Frazer Nash Semmence	7	2:07.39	7 23.13	55.93
26	14		Barry FOSTER	MG Montlhery	7	2:07.43	6 23.17	55.91
27	119		Charles PITHER	Frazer Nash Ulster	7	2:11.84	7 27.58	54.04

#### Not-Seen

112	Charles MAEERS	GN Parker
17	Alex QUATTLEBAUM	Leco Sports
21	Tania PILKINGTON	Cooper T43
30	Stephanie WILTON	Cooper Bristol Mk II T23
42	William DE JONG CLEYNDERT	Bugatti Type 35C
46	Philip BEWLEY	Bugatti T35
60	Tom WATERFIELD	Cooper Norton Mk9

Start Time : 10:36

Donington Park

05 Jun 22 10:57

Clerk of Course:

Time Issued:

Chief Timekeeper: Anthony Smith

THESE RESULTS ARE PROVISIONAL UNTIL THE CONCLUSION OF ANY JUDICIAL AND TECHNICAL MATTERS

Timing by HS Sports Ltd - Results and Lap Times at [www.theresultslive.co.uk/vintage-sports-car-club](http://www.theresultslive.co.uk/vintage-sports-car-club)

# VSCC RACING CARS

## LAP TIMES - PRACTICE SESSION 5

<b>8</b>	<b>Malcolm COOK</b>										
	<b>Lap</b>	<b>1</b>	<b>2</b>	<b>3</b>	<b>4</b>	<b>5</b>	<b>6</b>	<b>7</b>	<b>8</b>	<b>9</b>	<b>10</b>
	1	1:54.36	1:52.56	1:54.58	1:51.01	2:21.45					
<b>10</b>	<b>Martyn ASTLEY</b>										
	<b>Lap</b>	<b>1</b>	<b>2</b>	<b>3</b>	<b>4</b>	<b>5</b>	<b>6</b>	<b>7</b>	<b>8</b>	<b>9</b>	<b>10</b>
	1	2:20.03	2:03.72	2:03.35	2:00.54	1:56.28	1:54.71	1:56.83	1:52.78		
<b>14</b>	<b>Barry FOSTER</b>										
	<b>Lap</b>	<b>1</b>	<b>2</b>	<b>3</b>	<b>4</b>	<b>5</b>	<b>6</b>	<b>7</b>	<b>8</b>	<b>9</b>	<b>10</b>
	1	2:37.59	2:18.90	2:12.23	2:11.33	2:08.93	2:07.43	2:22.67			
<b>15</b>	<b>Ben FIDLER</b>										
	<b>Lap</b>	<b>1</b>	<b>2</b>	<b>3</b>	<b>4</b>	<b>5</b>	<b>6</b>	<b>7</b>	<b>8</b>	<b>9</b>	<b>10</b>
	1	2:17.56	2:06.28	1:56.60	1:50.60	1:50.09	1:51.28	1:50.15	1:51.44		
<b>19</b>	<b>Sandford ANDREWS</b>										
	<b>Lap</b>	<b>1</b>	<b>2</b>	<b>3</b>	<b>4</b>	<b>5</b>	<b>6</b>	<b>7</b>	<b>8</b>	<b>9</b>	<b>10</b>
	1	2:01.64	1:51.29	1:48.42	1:47.38	1:47.22	1:47.11	1:46.43	1:48.97	1:46.82	
<b>25</b>	<b>Tom WALKER</b>										
	<b>Lap</b>	<b>1</b>	<b>2</b>	<b>3</b>	<b>4</b>	<b>5</b>	<b>6</b>	<b>7</b>	<b>8</b>	<b>9</b>	<b>10</b>
	1	2:03.32	1:55.55	1:53.25	1:50.45	1:50.92	1:50.41	1:50.13	1:52.30		
<b>28</b>	<b>Alex AMES</b>										
	<b>Lap</b>	<b>1</b>	<b>2</b>	<b>3</b>	<b>4</b>	<b>5</b>	<b>6</b>	<b>7</b>	<b>8</b>	<b>9</b>	<b>10</b>
	1	1:54.93	1:48.35	1:45.17	1:44.65	1:45.88	1:46.06	1:45.69	1:46.86	1:45.20	
<b>29</b>	<b>Matt RICKETTS</b>										
	<b>Lap</b>	<b>1</b>	<b>2</b>	<b>3</b>	<b>4</b>	<b>5</b>	<b>6</b>	<b>7</b>	<b>8</b>	<b>9</b>	<b>10</b>
	1	2:21.40	2:10.26	2:22.11	6:14.46	1:57.64					
<b>31</b>	<b>Rob HUBBARD</b>										
	<b>Lap</b>	<b>1</b>	<b>2</b>	<b>3</b>	<b>4</b>	<b>5</b>	<b>6</b>	<b>7</b>	<b>8</b>	<b>9</b>	<b>10</b>
	1	2:03.41	1:53.85	1:56.57	1:55.08	1:55.88	1:54.31	1:53.43	1:51.66		
<b>33</b>	<b>Frederick HARPER</b>										
	<b>Lap</b>	<b>1</b>	<b>2</b>	<b>3</b>	<b>4</b>	<b>5</b>	<b>6</b>	<b>7</b>	<b>8</b>	<b>9</b>	<b>10</b>
	1	2:04.10	1:55.55	1:56.33	1:55.29	1:52.31	1:48.75	1:51.19	1:48.21	-	
<b>35</b>	<b>Chris HUDSON</b>										
	<b>Lap</b>	<b>1</b>	<b>2</b>	<b>3</b>	<b>4</b>	<b>5</b>	<b>6</b>	<b>7</b>	<b>8</b>	<b>9</b>	<b>10</b>
	1	2:16.93	2:10.93	2:16.57	2:03.03	2:13.01					
<b>38</b>	<b>Tom THORNTON</b>										
	<b>Lap</b>	<b>1</b>	<b>2</b>	<b>3</b>	<b>4</b>	<b>5</b>	<b>6</b>	<b>7</b>	<b>8</b>	<b>9</b>	<b>10</b>
	1	2:18.29	2:03.73	2:05.41	1:56.52	1:55.15	1:53.39	2:08.44	2:03.62		
<b>39</b>	<b>Bo WILLIAMS</b>										
	<b>Lap</b>	<b>1</b>	<b>2</b>	<b>3</b>	<b>4</b>	<b>5</b>	<b>6</b>	<b>7</b>	<b>8</b>	<b>9</b>	<b>10</b>
	1	2:18.14	2:05.54	2:00.44	1:55.70	1:59.17	1:57.93	1:58.36	1:55.27		

<b>43</b>	<b>Mike WRIGLEY</b>									
<b>Lap</b>	<b>1</b>	<b>2</b>	<b>3</b>	<b>4</b>	<b>5</b>	<b>6</b>	<b>7</b>	<b>8</b>	<b>9</b>	<b>10</b>
1		1:55.50	1:54.95	2:09.60	1:55.73	2:03.06				
<b>51</b>	<b>Timothy DUTTON</b>									
<b>Lap</b>	<b>1</b>	<b>2</b>	<b>3</b>	<b>4</b>	<b>5</b>	<b>6</b>	<b>7</b>	<b>8</b>	<b>9</b>	<b>10</b>
1	2:03.23	2:01.24	1:56.88	1:56.25	1:57.67	1:55.67	1:55.16	1:57.99		
<b>55</b>	<b>Duncan POTTER</b>									
<b>Lap</b>	<b>1</b>	<b>2</b>	<b>3</b>	<b>4</b>	<b>5</b>	<b>6</b>	<b>7</b>	<b>8</b>	<b>9</b>	<b>10</b>
1	2:20.97	2:15.65	2:10.38	2:03.46	2:02.60	2:01.01	2:04.64			
<b>61</b>	<b>Edward WILLIAMS</b>									
<b>Lap</b>	<b>1</b>	<b>2</b>	<b>3</b>	<b>4</b>	<b>5</b>	<b>6</b>	<b>7</b>	<b>8</b>	<b>9</b>	<b>10</b>
1	2:11.37	1:54.19	1:50.31	1:48.01	1:46.46	1:46.52	1:49.06	1:46.38		
<b>67</b>	<b>Bruce STOPS</b>									
<b>Lap</b>	<b>1</b>	<b>2</b>	<b>3</b>	<b>4</b>	<b>5</b>	<b>6</b>	<b>7</b>	<b>8</b>	<b>9</b>	<b>10</b>
1	2:15.67	2:11.41	2:10.17	2:03.62	2:02.37	2:01.42	2:01.26	1:58.19		
<b>70</b>	<b>Gareth BURNETT</b>									
<b>Lap</b>	<b>1</b>	<b>2</b>	<b>3</b>	<b>4</b>	<b>5</b>	<b>6</b>	<b>7</b>	<b>8</b>	<b>9</b>	<b>10</b>
1	2:09.95	1:58.51	1:52.01	1:51.67	1:49.48	1:48.87	1:49.61	1:49.82		
<b>77</b>	<b>Geraint OWEN</b>									
<b>Lap</b>	<b>1</b>	<b>2</b>	<b>3</b>	<b>4</b>	<b>5</b>	<b>6</b>	<b>7</b>	<b>8</b>	<b>9</b>	<b>10</b>
1	1:58.17	1:49.96	1:47.22	1:45.63	1:46.76	1:45.14	1:44.26	1:47.32	1:57.86	
<b>79</b>	<b>Ian BAXTER</b>									
<b>Lap</b>	<b>1</b>	<b>2</b>	<b>3</b>	<b>4</b>	<b>5</b>	<b>6</b>	<b>7</b>	<b>8</b>	<b>9</b>	<b>10</b>
1	2:18.15	2:02.94	1:58.46	1:53.63	1:53.55	1:53.86	1:54.91	1:51.32		
<b>101</b>	<b>Ian BALMFORTH</b>									
<b>Lap</b>	<b>1</b>	<b>2</b>	<b>3</b>	<b>4</b>	<b>5</b>	<b>6</b>	<b>7</b>	<b>8</b>	<b>9</b>	<b>10</b>
1	2:30.17	2:15.57	2:14.29	2:11.43	2:08.01	2:12.27	2:07.39			
<b>103</b>	<b>Richard FRANKEL</b>									
<b>Lap</b>	<b>1</b>	<b>2</b>	<b>3</b>	<b>4</b>	<b>5</b>	<b>6</b>	<b>7</b>	<b>8</b>	<b>9</b>	<b>10</b>
1	2:18.08	2:05.86	2:03.97	2:02.26	2:01.05	2:02.49	1:59.98			
<b>106</b>	<b>Harvey SYKES</b>									
<b>Lap</b>	<b>1</b>	<b>2</b>	<b>3</b>	<b>4</b>	<b>5</b>	<b>6</b>	<b>7</b>	<b>8</b>	<b>9</b>	<b>10</b>
1	2:15.64	2:05.43	1:57.70	1:55.30	1:54.17	1:53.64	1:51.72	1:54.65		
<b>119</b>	<b>Charles PITHER</b>									
<b>Lap</b>	<b>1</b>	<b>2</b>	<b>3</b>	<b>4</b>	<b>5</b>	<b>6</b>	<b>7</b>	<b>8</b>	<b>9</b>	<b>10</b>
1	2:25.57	2:23.22	2:21.22	2:21.71	2:19.16	2:15.70	2:11.84			
<b>121</b>	<b>David BRAZELL</b>									
<b>Lap</b>	<b>1</b>	<b>2</b>	<b>3</b>	<b>4</b>	<b>5</b>	<b>6</b>	<b>7</b>	<b>8</b>	<b>9</b>	<b>10</b>
1	2:15.39	2:48.39	2:48.40	2:48.40	2:06.17					
<b>133</b>	<b>Duncan RICKETTS</b>									
<b>Lap</b>	<b>1</b>	<b>2</b>	<b>3</b>	<b>4</b>	<b>5</b>	<b>6</b>	<b>7</b>	<b>8</b>	<b>9</b>	<b>10</b>
1	2:15.30	2:03.45	2:17.52							



# The Vintage Sports-Car Club

## VSCC PRE-WAR CARS

### PROVISIONAL RESULT - PRACTICE SESSION 6

PI	No	CI Name	Car	Laps	Time on Lap	Behind	MPH
1	252	Tom WATERFIELD	Frazer Nash Super Sports	7	1:46.91	6	66.64
2	201	Christian PEDERSEN	Austin 7 Special	8	1:54.09	2 07.18	62.45
3	220	Anthony SEBER	Wolseley Hornet Special	8	1:56.43	2 09.52	61.19
4	192	Steven SMITH	Morris Minor	8	1:56.72	7 09.81	61.04
5	169	Mark GROVES	GN/Ford Piglet	8	1:56.78	8 09.87	61.01
6	191	Charles GOLDSPINK	Frazer Nash Acedes	8	1:58.28	7 11.37	60.23
7	122	Mark ELDER	Austin Sports Special	7	2:01.86	6 14.95	58.46
8	11	James MILES	Austin 7 Special	7	2:07.46	5 20.55	55.90
9	193	George PARKINSON	Frazer Nash Boulogne	7	2:08.56	6 21.65	55.42
10	65	Geoff TURAL	Alfa Romeo	6	2:14.73	4 27.82	52.88
11	3	Teifion SALISBURY	MG K3	7	2:15.78	7 28.87	52.47
12	139	Roland WOODTLI	Riley 15/6 Special	7	2:15.88	4 28.97	52.43
13	120	Graeme WHITING	Railton 8 Special	7	2:16.13	7 29.22	52.34
14	180	Mark ROSTEN-EDWARDS	GN 11.9 Annie	7	2:16.52	7 29.61	52.19
15	198	Sam MORTON	Alvis SA 16.95 Special	7	2:16.94	7 30.03	52.03
16	104	Anthony FENWICK-WILSON	Railton LS Tourer	7	2:16.97	7 30.06	52.01
17	137	Ian FYFE	Alvis 12/70 Special	7	2:18.22	5 31.31	51.54
18	3	Andy RAYNOR	Kieft CK54	5	2:19.26	2 32.35	51.16
19	5	Henry LEES	Austin 7 Ulster TT	7	2:21.37	6 34.46	50.40
20	132	William TWELVETREES	Wolseley 16/20	6	2:22.63	6 35.72	49.95
21	131	Francesca WILTON	Austin S/S	5	2:27.48	4 40.57	48.31
22	130	William COLLEDGE	Wolseley Hornet Special	6	2:28.49	6 41.58	47.98
23	134	Olivia MANN	Austin 7 Nippy	6	2:36.77	4 49.86	45.44

#### Not-Seen

136	Nicholas PELLETT	Sunbeam Tourist Trophy
138	Chris TOWNSEND	Bugatti T37A
222	Stuart MORLEY	Bentley 3/4 1/2 Litre
65	N.HILDYARD/ R.SMITH	Rolls-Royce Twenty
94	Patrick BLAKENEY-EDWARDS	Frazer Nash Super Sports

No. 94 - Did not complete one timed lap

Start Time : 11:00

Donington Park

05 Jun 22 11:21

Clerk of Course:

Time Issued:

Chief Timekeeper: Anthony Smith

THESE RESULTS ARE PROVISIONAL UNTIL THE CONCLUSION OF ANY JUDICIAL AND TECHNICAL MATTERS

Timing by HS Sports Ltd - Results and Lap Times at [www.theresultslive.co.uk/vintage-sports-car-club](http://www.theresultslive.co.uk/vintage-sports-car-club)



# VSCC PRE-WAR CARS

## LAP TIMES - PRACTICE SESSION 6

<b>3</b>	<b>Andy RAYNOR</b>										
	<b>Lap</b>	<b>1</b>	<b>2</b>	<b>3</b>	<b>4</b>	<b>5</b>	<b>6</b>	<b>7</b>	<b>8</b>	<b>9</b>	<b>10</b>
	1	2:25.72	2:19.26	2:22.49	2:19.29	2:21.57					
<b>3</b>	<b>Teifion SALISBURY</b>										
	<b>Lap</b>	<b>1</b>	<b>2</b>	<b>3</b>	<b>4</b>	<b>5</b>	<b>6</b>	<b>7</b>	<b>8</b>	<b>9</b>	<b>10</b>
	1	2:34.34	2:24.70	2:21.81	2:25.66	2:18.05	2:17.31	2:15.78			
<b>5</b>	<b>Henry LEES</b>										
	<b>Lap</b>	<b>1</b>	<b>2</b>	<b>3</b>	<b>4</b>	<b>5</b>	<b>6</b>	<b>7</b>	<b>8</b>	<b>9</b>	<b>10</b>
	1	2:34.89	2:29.65	2:24.78	2:26.65	2:28.05	2:21.37	2:22.78			
<b>11</b>	<b>James MILES</b>										
	<b>Lap</b>	<b>1</b>	<b>2</b>	<b>3</b>	<b>4</b>	<b>5</b>	<b>6</b>	<b>7</b>	<b>8</b>	<b>9</b>	<b>10</b>
	1	2:20.41	2:11.06	2:08.66	2:08.31	2:07.46	2:12.03	2:08.61			
<b>65</b>	<b>Geoff TURAL</b>										
	<b>Lap</b>	<b>1</b>	<b>2</b>	<b>3</b>	<b>4</b>	<b>5</b>	<b>6</b>	<b>7</b>	<b>8</b>	<b>9</b>	<b>10</b>
	1	2:41.38	2:21.33	2:20.27	2:14.73	2:25.57	2:20.02				
<b>104</b>	<b>Anthony FENWICK-WILSON</b>										
	<b>Lap</b>	<b>1</b>	<b>2</b>	<b>3</b>	<b>4</b>	<b>5</b>	<b>6</b>	<b>7</b>	<b>8</b>	<b>9</b>	<b>10</b>
	1	2:31.21	2:30.25	2:30.24	2:26.52	2:24.40	2:26.57	2:16.97			
<b>120</b>	<b>Graeme WHITING</b>										
	<b>Lap</b>	<b>1</b>	<b>2</b>	<b>3</b>	<b>4</b>	<b>5</b>	<b>6</b>	<b>7</b>	<b>8</b>	<b>9</b>	<b>10</b>
	1	2:32.62	2:25.40	2:21.09	2:25.40	2:18.36	2:16.97	2:16.13			
<b>122</b>	<b>Mark ELDER</b>										
	<b>Lap</b>	<b>1</b>	<b>2</b>	<b>3</b>	<b>4</b>	<b>5</b>	<b>6</b>	<b>7</b>	<b>8</b>	<b>9</b>	<b>10</b>
	1	2:30.25	2:15.92	2:13.57	2:04.80	2:02.91	2:01.86	2:02.31			
<b>130</b>	<b>William COLLEDGE</b>										
	<b>Lap</b>	<b>1</b>	<b>2</b>	<b>3</b>	<b>4</b>	<b>5</b>	<b>6</b>	<b>7</b>	<b>8</b>	<b>9</b>	<b>10</b>
	1	2:57.41	2:48.54	2:37.62	2:31.38	2:31.10	2:28.49				
<b>131</b>	<b>Francesca WILTON</b>										
	<b>Lap</b>	<b>1</b>	<b>2</b>	<b>3</b>	<b>4</b>	<b>5</b>	<b>6</b>	<b>7</b>	<b>8</b>	<b>9</b>	<b>10</b>
	1	2:35.38	2:32.53	2:29.73	2:27.48	2:37.21					
<b>132</b>	<b>William TWELVETREES</b>										
	<b>Lap</b>	<b>1</b>	<b>2</b>	<b>3</b>	<b>4</b>	<b>5</b>	<b>6</b>	<b>7</b>	<b>8</b>	<b>9</b>	<b>10</b>
	1	2:37.34	2:30.35	2:25.98	2:23.69	3:19.43	2:22.63				
<b>134</b>	<b>Olivia MANN</b>										
	<b>Lap</b>	<b>1</b>	<b>2</b>	<b>3</b>	<b>4</b>	<b>5</b>	<b>6</b>	<b>7</b>	<b>8</b>	<b>9</b>	<b>10</b>
	1	2:53.70	3:30.11	2:46.54	2:36.77	2:41.98	2:37.95				
<b>137</b>	<b>Ian FYFE</b>										
	<b>Lap</b>	<b>1</b>	<b>2</b>	<b>3</b>	<b>4</b>	<b>5</b>	<b>6</b>	<b>7</b>	<b>8</b>	<b>9</b>	<b>10</b>
	1	2:28.92	2:26.83	2:25.08	2:22.49	2:18.22	2:21.56	2:20.77			

<b>139</b>	<b>Roland WOODTLI</b>									
<b>Lap</b>	<b>1</b>	<b>2</b>	<b>3</b>	<b>4</b>	<b>5</b>	<b>6</b>	<b>7</b>	<b>8</b>	<b>9</b>	<b>10</b>
1	2:37.38	2:21.70	2:18.14	2:15.88	2:25.36	2:18.55	2:16.65			
<b>169</b>	<b>Mark GROVES</b>									
<b>Lap</b>	<b>1</b>	<b>2</b>	<b>3</b>	<b>4</b>	<b>5</b>	<b>6</b>	<b>7</b>	<b>8</b>	<b>9</b>	<b>10</b>
1	2:18.62	1:58.09	2:01.74	1:56.86	1:56.98	1:57.63	2:01.87	1:56.78		
<b>180</b>	<b>Mark ROSTEN-EDWARDS</b>									
<b>Lap</b>	<b>1</b>	<b>2</b>	<b>3</b>	<b>4</b>	<b>5</b>	<b>6</b>	<b>7</b>	<b>8</b>	<b>9</b>	<b>10</b>
1	2:36.84	2:27.42	2:20.36	2:21.89	2:24.27	2:20.52	2:16.52			
<b>191</b>	<b>Charles GOLDSPINK</b>									
<b>Lap</b>	<b>1</b>	<b>2</b>	<b>3</b>	<b>4</b>	<b>5</b>	<b>6</b>	<b>7</b>	<b>8</b>	<b>9</b>	<b>10</b>
1	2:28.04	2:09.90	2:08.26	2:02.01	2:01.82	1:59.70	1:58.28	2:08.24		
<b>192</b>	<b>Steven SMITH</b>									
<b>Lap</b>	<b>1</b>	<b>2</b>	<b>3</b>	<b>4</b>	<b>5</b>	<b>6</b>	<b>7</b>	<b>8</b>	<b>9</b>	<b>10</b>
1	2:03.56	1:56.96	2:02.65	1:57.45	2:01.51	2:07.89	1:56.72	1:56.84		
<b>193</b>	<b>George PARKINSON</b>									
<b>Lap</b>	<b>1</b>	<b>2</b>	<b>3</b>	<b>4</b>	<b>5</b>	<b>6</b>	<b>7</b>	<b>8</b>	<b>9</b>	<b>10</b>
1	2:29.77	2:23.31	2:19.50	2:12.25	2:10.49	2:08.56	2:11.10			
<b>198</b>	<b>Sam MORTON</b>									
<b>Lap</b>	<b>1</b>	<b>2</b>	<b>3</b>	<b>4</b>	<b>5</b>	<b>6</b>	<b>7</b>	<b>8</b>	<b>9</b>	<b>10</b>
1	2:32.22	2:24.08	2:21.59	2:19.63	2:21.72	2:18.04	2:16.94			
<b>201</b>	<b>Christian PEDERSEN</b>									
<b>Lap</b>	<b>1</b>	<b>2</b>	<b>3</b>	<b>4</b>	<b>5</b>	<b>6</b>	<b>7</b>	<b>8</b>	<b>9</b>	<b>10</b>
1	2:11.05	1:54.09	2:01.77	1:59.49	2:04.07	2:12.84	2:11.04	2:16.42		
<b>220</b>	<b>Anthony SEBER</b>									
<b>Lap</b>	<b>1</b>	<b>2</b>	<b>3</b>	<b>4</b>	<b>5</b>	<b>6</b>	<b>7</b>	<b>8</b>	<b>9</b>	<b>10</b>
1	2:04.99	1:56.43	2:10.02	1:58.12	1:58.35	2:02.10	2:03.75	1:57.74		
<b>252</b>	<b>Tom WATERFIELD</b>									
<b>Lap</b>	<b>1</b>	<b>2</b>	<b>3</b>	<b>4</b>	<b>5</b>	<b>6</b>	<b>7</b>	<b>8</b>	<b>9</b>	<b>10</b>
1	1:54.77	1:47.89	1:47.92	1:49.12	1:51.69	1:46.91	1:47.63			



# The Vintage Sports-Car Club

## LONGSTONE TYRES LONGCAR CARS

### PROVISIONAL RESULT - PRACTICE SESSION 7

PI	No	CI	Name	Car	Laps	Time on Lap	Behind	MPH	
1	37		Mike PAINTER	MG Kayne	6	2:00.91	5	58.92	
2	78		J.GHOSH/ R.HUBBARD	Vauxhall OE 30-98	11	2:15.65	9	14.74	52.52
3	99		J.BREWSTER/ M.GROVES	Lea-Francis P Type	10	2:16.71	9	15.80	52.11
4	9		Richard FRANKEL	Bentley TT	12	2:16.82	7	15.91	52.07
5	95		Charles MAEERS	Vauxhall 30-98 Velox	9	2:21.04	7	20.13	50.51
6	64		A.HOWE-DAVIES/ T.PARKER	Lagonda 3 Litre	9	2:21.13	9	20.22	50.48
7	131		Francesca WILTON	Austin S/S	6	2:25.13	5	24.22	49.09
8	151		D.CAWLEY/ E.WILLIAMS	Delage Dis	10	2:29.65	8	28.74	47.61
9	144		Tobias BRUCE	Bean 18/50	10	2:30.40	9	29.49	47.37
10	88		A.MILLER/ J.MILLER	Hudson Super Six	8	2:31.06	8	30.15	47.16
11	117		S.STEVENS/ T.HARDMAN	Vauxhall 30/98	10	2:31.32	8	30.41	47.08
12	141		Andy NEWBOUND	Vauxhall 30/98	8	2:31.73	6	30.82	46.95
13	150		T.DUFFIN/ J.DUFFIN	Vauxhall 23-60	10	2:33.05	7	32.14	46.55
14	87		E.WAY/ W.WAY	Bentley 3 Litre	10	2:33.82	8	32.91	46.32
15	153		Peter LOCKWOOD	Alvis 12/60 Beetleback	10	2:38.35	7	37.44	44.99
16	76		J.BLAKENEY-EDWARDS/ S.BLAKENEY-EDWARDS	Sunbeam Super Sports	10	2:40.31	3	39.40	44.44
17	81		J.WISEMAN/ R.WISEMAN	Delage Dis	10	2:41.99	9	41.08	43.98
18	90		A.BULLETT/ J.EDWARDS	Chevrolet AC International	8	2:42.98	7	42.07	43.71
19	16		Ollie LESTON	Austin 7 Special	9	2:43.49	9	42.58	43.58
20	152		W.CAWLEY/ O.LESTON	Ford Model A	9	2:43.49	9	42.58	43.58
21	145		C.CROOK/ B.WILLIAMS	Dodge Four	9	2:44.65	8	43.74	43.27
22	65		N.HILDYARD/ R.SMITH	Rolls-Royce Twenty	9	2:47.19	8	46.28	42.61
23	89		R.HENNESSY/ S.BARRINGER	Crossley 19.6	8	2:52.30	3	51.39	41.35
24	97		S.PRYKE/ P.WESTON	Vauxhall D Type	2	3:01.55	2	01:00.64	39.24

#### Not-Seen

108	Gillian CARR	Bentley 3 Litre Speed
109	Chris TOWNSEND	Bentley 3 Litre
6	Kelvin NEW	Sunbeam Speed 20
83	C.PITHER/ A.PUGH	Panhard ET Levassor
84	P.BULLETT/ W.TEAGUE	Vauxhall 30-98 Velox
86	A.JONES/ P.ROGERS	Vauxhall 30-98

No. 151 - Improve Numbers

Start Time : 11:22

Donington Park

05 Jun 22 12:41

Clerk of Course:

Time Issued:

Chief Timekeeper:

THESE RESULTS ARE PROVISIONAL UNTIL THE CONCLUSION OF ANY JUDICIAL AND TECHNICAL MATTERS

Timing by HS Sports Ltd - Results and Lap Times at [www.theresultslive.co.uk/vintage-sports-car-club](http://www.theresultslive.co.uk/vintage-sports-car-club)

# LONGSTONE TYRES LONGCAR CARS

## LAP TIMES - PRACTICE SESSION 7

<b>9</b>	<b>Richard FRANKEL</b>										
<b>Lap</b>	<b>1</b>	<b>2</b>	<b>3</b>	<b>4</b>	<b>5</b>	<b>6</b>	<b>7</b>	<b>8</b>	<b>9</b>	<b>10</b>	
1	2:40.96	10:10.64	2:17.45	2:17.39	2:23.94	2:19.89	2:16.82	2:21.70	2:25.26	2:18.87	
11	2:23.05	2:46.73									
<b>16</b>	<b>Ollie LESTON</b>										
<b>Lap</b>	<b>1</b>	<b>2</b>	<b>3</b>	<b>4</b>	<b>5</b>	<b>6</b>	<b>7</b>	<b>8</b>	<b>9</b>	<b>10</b>	
1	3:04.20	10:50.38	2:44.40	2:44.53	2:48.62	6:22.79	2:43.92	2:49.00	2:43.49		
<b>37</b>	<b>Mike PAINTER</b>										
<b>Lap</b>	<b>1</b>	<b>2</b>	<b>3</b>	<b>4</b>	<b>5</b>	<b>6</b>	<b>7</b>	<b>8</b>	<b>9</b>	<b>10</b>	
1	2:16.13	10:35.04	2:10.80	2:06.54	2:00.91	2:36.72					
<b>64</b>	<b>A.HOWE-DAVIES/ T.PARKER</b>										
<b>Lap</b>	<b>1</b>	<b>2</b>	<b>3</b>	<b>4</b>	<b>5</b>	<b>6</b>	<b>7</b>	<b>8</b>	<b>9</b>	<b>10</b>	
1	3:05.81	10:36.42	2:33.66	2:36.14	3:43.67	2:29.14	2:28.51	2:23.90	2:21.13		
<b>65</b>	<b>N.HILDYARD/ R.SMITH</b>										
<b>Lap</b>	<b>1</b>	<b>2</b>	<b>3</b>	<b>4</b>	<b>5</b>	<b>6</b>	<b>7</b>	<b>8</b>	<b>9</b>	<b>10</b>	
1	3:00.60	11:12.15	2:52.34	2:49.39	2:56.82	4:03.12	2:50.21	2:47.19	2:47.48		
<b>76</b>	<b>J.BLAKENEY-EDWARDS/ S.BLA</b>										
<b>Lap</b>	<b>1</b>	<b>2</b>	<b>3</b>	<b>4</b>	<b>5</b>	<b>6</b>	<b>7</b>	<b>8</b>	<b>9</b>	<b>10</b>	
1	2:57.55	10:43.00	2:40.31	2:47.05	4:03.60	2:44.61	2:46.07	2:48.43	2:44.01	2:42.84	
<b>78</b>	<b>J.GHOSH/ R.HUBBARD</b>										
<b>Lap</b>	<b>1</b>	<b>2</b>	<b>3</b>	<b>4</b>	<b>5</b>	<b>6</b>	<b>7</b>	<b>8</b>	<b>9</b>	<b>10</b>	
1	3:08.26	11:03.68	2:32.01	2:27.20	2:34.48	3:09.36	2:16.92	2:16.18	2:15.65	2:18.73	
11	2:20.70										
<b>81</b>	<b>J.WISEMAN/ R.WISEMAN</b>										
<b>Lap</b>	<b>1</b>	<b>2</b>	<b>3</b>	<b>4</b>	<b>5</b>	<b>6</b>	<b>7</b>	<b>8</b>	<b>9</b>	<b>10</b>	
1	3:02.31	10:51.18	2:51.03	2:45.53	2:49.89	3:34.34	2:44.16	2:42.98	2:41.99	2:54.53	
<b>87</b>	<b>E.WAY/ W.WAY</b>										
<b>Lap</b>	<b>1</b>	<b>2</b>	<b>3</b>	<b>4</b>	<b>5</b>	<b>6</b>	<b>7</b>	<b>8</b>	<b>9</b>	<b>10</b>	
1	3:03.93	11:03.07	2:39.01	2:35.82	3:28.02	2:37.34	2:41.79	2:33.82	2:35.92	2:36.18	
<b>88</b>	<b>A.MILLER/ J.MILLER</b>										
<b>Lap</b>	<b>1</b>	<b>2</b>	<b>3</b>	<b>4</b>	<b>5</b>	<b>6</b>	<b>7</b>	<b>8</b>	<b>9</b>	<b>10</b>	
1	3:08.81	11:08.58	2:49.73	2:42.27	2:47.72	7:24.50	2:37.59	2:31.06			
<b>89</b>	<b>R.HENNESSY/ S.BARRINGER</b>										
<b>Lap</b>	<b>1</b>	<b>2</b>	<b>3</b>	<b>4</b>	<b>5</b>	<b>6</b>	<b>7</b>	<b>8</b>	<b>9</b>	<b>10</b>	
1	3:02.56	10:48.78	2:52.30	3:46.66	3:04.53	3:00.85	3:05.33	3:01.67			
<b>90</b>	<b>A.BULLETT/ J.EDWARDS</b>										
<b>Lap</b>	<b>1</b>	<b>2</b>	<b>3</b>	<b>4</b>	<b>5</b>	<b>6</b>	<b>7</b>	<b>8</b>	<b>9</b>	<b>10</b>	
1	11:00.40	2:52.13	2:49.26	3:39.44	2:50.51	2:46.50	2:42.98	2:43.86			

<b>95</b>	<b>Charles MAEERS</b>									
<b>Lap</b>	<b>1</b>	<b>2</b>	<b>3</b>	<b>4</b>	<b>5</b>	<b>6</b>	<b>7</b>	<b>8</b>	<b>9</b>	<b>10</b>
1	3:00.88	10:37.82	2:30.52	6:51.21	2:31.47	2:21.09	2:21.04	2:40.44	2:29.65	
<b>97</b>	<b>S.PRYKE/ P.WESTON</b>									
<b>Lap</b>	<b>1</b>	<b>2</b>	<b>3</b>	<b>4</b>	<b>5</b>	<b>6</b>	<b>7</b>	<b>8</b>	<b>9</b>	<b>10</b>
1	27:10.01	3:01.55								
<b>99</b>	<b>J.BREWSTER/ M.GROVES</b>									
<b>Lap</b>	<b>1</b>	<b>2</b>	<b>3</b>	<b>4</b>	<b>5</b>	<b>6</b>	<b>7</b>	<b>8</b>	<b>9</b>	<b>10</b>
1	2:39.13	3:32.55	8:31.54	2:19.63	2:20.70	3:48.55	2:22.85	2:18.26	2:16.71	2:19.37
<b>117</b>	<b>S.STEVENS/ T.HARDMAN</b>									
<b>Lap</b>	<b>1</b>	<b>2</b>	<b>3</b>	<b>4</b>	<b>5</b>	<b>6</b>	<b>7</b>	<b>8</b>	<b>9</b>	<b>10</b>
1	3:04.53	11:06.07	2:49.75	2:51.03	2:49.38	2:51.01	3:16.57	2:31.32	2:39.47	2:35.07
<b>131</b>	<b>Francesca WILTON</b>									
<b>Lap</b>	<b>1</b>	<b>2</b>	<b>3</b>	<b>4</b>	<b>5</b>	<b>6</b>	<b>7</b>	<b>8</b>	<b>9</b>	<b>10</b>
1	2:53.09	11:11.11	2:31.53	2:29.81	2:25.13	2:38.91				
<b>141</b>	<b>Andy NEWBOUND</b>									
<b>Lap</b>	<b>1</b>	<b>2</b>	<b>3</b>	<b>4</b>	<b>5</b>	<b>6</b>	<b>7</b>	<b>8</b>	<b>9</b>	<b>10</b>
1	3:01.33	10:42.55	9:30.66	2:37.74	2:33.39	2:31.73	2:35.33	2:40.66		
<b>144</b>	<b>Tobias BRUCE</b>									
<b>Lap</b>	<b>1</b>	<b>2</b>	<b>3</b>	<b>4</b>	<b>5</b>	<b>6</b>	<b>7</b>	<b>8</b>	<b>9</b>	<b>10</b>
1	2:58.82	10:38.83	2:34.36	2:32.56	2:30.89	2:31.16	2:36.91	2:30.76	2:30.40	2:33.60
<b>145</b>	<b>C.CROOK/ B.WILLIAMS</b>									
<b>Lap</b>	<b>1</b>	<b>2</b>	<b>3</b>	<b>4</b>	<b>5</b>	<b>6</b>	<b>7</b>	<b>8</b>	<b>9</b>	<b>10</b>
1	3:17.18	11:24.34	2:50.43	3:02.53	4:00.61	2:51.54	2:46.06	2:44.65	2:52.37	
<b>150</b>	<b>T.DUFFIN/ J.DUFFIN</b>									
<b>Lap</b>	<b>1</b>	<b>2</b>	<b>3</b>	<b>4</b>	<b>5</b>	<b>6</b>	<b>7</b>	<b>8</b>	<b>9</b>	<b>10</b>
1	3:06.39	10:49.11	2:57.63	3:39.23	2:50.70	2:36.68	2:33.05	2:42.43	2:48.76	2:47.78
<b>151</b>	<b>D.CAWLEY/ E.WILLIAMS</b>									
<b>Lap</b>	<b>1</b>	<b>2</b>	<b>3</b>	<b>4</b>	<b>5</b>	<b>6</b>	<b>7</b>	<b>8</b>	<b>9</b>	<b>10</b>
1	2:51.57	10:30.52	2:32.21	2:34.75	2:36.11	3:57.04	2:30.48	2:29.65	2:30.68	2:32.67
<b>152</b>	<b>W.CAWLEY/ O.LESTON</b>									
<b>Lap</b>	<b>1</b>	<b>2</b>	<b>3</b>	<b>4</b>	<b>5</b>	<b>6</b>	<b>7</b>	<b>8</b>	<b>9</b>	<b>10</b>
1	3:04.20	10:50.38	2:44.40	2:44.53	2:48.62	6:22.79	2:43.92	2:49.00	2:43.49	
<b>153</b>	<b>Peter LOCKWOOD</b>									
<b>Lap</b>	<b>1</b>	<b>2</b>	<b>3</b>	<b>4</b>	<b>5</b>	<b>6</b>	<b>7</b>	<b>8</b>	<b>9</b>	<b>10</b>
1	3:16.65	11:18.71	2:48.31	2:47.69	2:43.51	2:42.41	2:38.35	2:42.55	2:40.87	2:40.80



## STANDARD & MODIFIED PRE-WAR SPORTS CARS

### RESULT - RACE 1

Pl	No	Cl	Name	Car	Year	Laps	Time	Behind	MPH	Best Lap on	MPH
1	1		Christopher MANN	Alfa Romeo Monza	1932	6	11:42.36		60.86	1:54.61	3 62.16
2	44		Sue DARBYSHIRE	Morgan Super Aero	1929	6	11:43.05	0.69	60.80	1:53.93	2 62.53
3	53		Jeremy FLANN	Frazer Nash Super Sports	1926/29	6	11:44.85	2.49	60.65	1:53.19	3 62.94
4	47		Max SOWERBY	Talbot Lago T23	1939	6	11:56.93	14.57	59.62	1:53.58	3 62.73
5	56		Jo BLAKENEY-EDWARDS	Frazer Nash Super Sports	1929	6	12:03.45	21.09	59.09	1:56.38	3 61.22
6	41		Mark BRETT	Ballamy-Ford (LMB) V8 Spl	1937	6	12:04.01	21.65	59.04	1:56.79	3 61.00
7	4		Edward BRADLEY	Aston Martin Ulster	1935	6	12:06.14	23.78	58.87	1:57.25	3 60.76
8	63		Nigel DOWDING	Riley Brooklands	1929	6	12:15.85	33.49	58.09	1:58.20	3 60.27
9	114		Heinz STAMM	Aston Martin 2 Litre Speed	1937	6	12:17.50	35.14	57.96	1:57.24	2 60.77
10	102		David JOHNSON	Frazer Nash Super Sports	1929	6	13:03.10	1:20.74	54.59	2:06.49	2 56.32
11	62		Trevor SWETE	Invicta S Type	1931	6	13:15.88	1:33.52	53.71	2:09.59	2 54.98 *
12	135		Christopher EDMONDSON	MG C Type Replica	1932	6	13:29.98	1:47.62	52.77	2:09.19	2 55.15
13	113		Nicholas MORLEY	Lagonda LG 45	1937	6	13:34.26	1:51.90	52.50	2:11.57	2 54.15
14	80		Bill ROSTEN	GN 11.9 Annie	1924	6	13:43.65	2:01.29	51.90	2:12.12	2 53.92
15	115		Andrew BAKER	Riley Brooklands	1930	6	13:45.67	2:03.31	51.77	2:13.98	3 53.18
16	125		David SAXL	Roesch Talbot AV105	1933	6	13:49.27	2:06.91	51.55	2:09.71	2 54.93
17	118		Hugh APHORP	Bentley 4.5 Litre	1930	6	13:53.56	2:11.20	51.28	2:14.07	3 53.14
18	27		Mark HAYWARD	Alvis FD 12/75 Fwd	1928	5	11:46.30	1 Lap	50.43	2:15.44	2 52.60
19	138		Chris TOWNSEND	Bugatti T37A	1927	5	11:57.30	1 Lap	49.66	2:19.01	2 51.25
20	93		Philip PARKINSON	Frazer Nash Boulogne	1928	5	12:02.78	1 Lap	49.28	2:19.52	2 51.06
21	127		Dennis JOHNSON	Frazer Nash Colmore	1933	5	12:24.06	1 Lap	47.88	2:22.01	2 50.17
22	148		Jonathan LUPTON	Aston Martin Team Car	1930	5	12:28.16	1 Lap	47.61	2:22.60	2 49.96
23	124		Alex PILKINGTON	Alfa Romeo 6C 1750	1930	5	12:43.64	1 Lap	46.65	2:27.94	2 48.16
<b>Not-Classified</b>											
	68		Simon EDWARDS	Morgan Aero Supersport	1930	3	6:17.82	DNF	56.57	1:58.52	2 60.11
	32		Fred BOOTHBY	MG J2	1933	2	4:30.37	DNF	52.70	2:10.30	2 54.68
<b>Fastest Lap</b>											
	53		Jeremy FLANN	Frazer Nash Super Sports	1926/29					1:53.19	3 62.94

\*\*\* = handicap winner

Start Time : 13:25

Donington Park

05 Jun 22 14:30

Clerk of Course:

Time Issued:

Chief Timekeeper: Anthony Smith

THESE RESULTS ARE PROVISIONAL UNTIL THE CONCLUSION OF ANY JUDICIAL AND TECHNICAL MATTERS

Timing by HS Sports Ltd - Results and Lap Times at [www.theresultslive.co.uk/vintage-sports-car-club](http://www.theresultslive.co.uk/vintage-sports-car-club)

# RACE GRID

## STANDARD & MODIFIED PRE-WAR SPORTS CARS

### RACE 1

ROW 14	<b>73</b> Simon JACKSON	<b>62</b> Trevor SWETE
ROW 13	<b>124</b> 02:28.200 Alex PILKINGTON	<b>127</b> 02:29.570 Dennis JOHNSON
ROW 12	<b>148</b> 02:24.970 Jonathan LUPTON	<b>129</b> 02:25.190 Tim WADSWORTH
ROW 11	<b>113</b> 02:22.600 Nicholas MORLEY	<b>138</b> 02:24.100 Chris TOWNSEND
ROW 10	<b>93</b> 02:19.880 Philip PARKINSON	<b>58</b> 02:21.600 Mark MORGAN
ROW 9	<b>135</b> 02:15.960 Christopher EDMONDSO	<b>118</b> 02:17.740 Hugh APHORP
ROW 8	<b>80</b> 02:14.310 Bill ROSTEN	<b>27</b> 02:15.460 Mark HAYWARD
ROW 7	<b>125</b> 02:12.860 David SAXL	<b>115</b> 02:12.930 Andrew BAKER
ROW 6	<b>102</b> 02:03.420 David JOHNSON	<b>32</b> 02:06.340 Fred BOOTHBY
ROW 5	<b>114</b> 02:01.050 Heinz STAMM	<b>63</b> 02:01.680 Nigel DOWDING
ROW 4	<b>56</b> 01:58.310 Jo BLAKENEY-EDWARD	<b>68</b> 01:59.000 Simon EDWARDS
ROW 3	<b>4</b> 01:57.190 Edward BRADLEY	<b>53</b> 01:57.340 Jeremy FLANN
ROW 2	<b>41</b> 01:56.140 Mark BRETT	<b>44</b> 01:56.290 Sue DARBYSHIRE
ROW 1	<b>1</b> 01:54.960 Christopher MANN	<b>47</b> 01:55.400 Max SOWERBY

POLE

# STANDARD & MODIFIED PRE-WAR SPORTS CARS

## LAP TIMES - RACE 1

<b>1</b>	<b>Christopher MANN</b>										
	<b>Lap</b>	<b>1</b>	<b>2</b>	<b>3</b>	<b>4</b>	<b>5</b>	<b>6</b>	<b>7</b>	<b>8</b>	<b>9</b>	<b>10</b>
	1	1:59.24	1:55.23	1:54.61	1:57.41	1:58.26	1:57.61				
<b>4</b>	<b>Edward BRADLEY</b>										
	<b>Lap</b>	<b>1</b>	<b>2</b>	<b>3</b>	<b>4</b>	<b>5</b>	<b>6</b>	<b>7</b>	<b>8</b>	<b>9</b>	<b>10</b>
	1	2:06.74	1:58.08	1:57.25	1:59.64	2:01.28	2:03.15				
<b>27</b>	<b>Mark HAYWARD</b>										
	<b>Lap</b>	<b>1</b>	<b>2</b>	<b>3</b>	<b>4</b>	<b>5</b>	<b>6</b>	<b>7</b>	<b>8</b>	<b>9</b>	<b>10</b>
	1	2:34.69	2:15.44	2:16.36	2:18.87	2:20.94					
<b>32</b>	<b>Fred BOOTHBY</b>										
	<b>Lap</b>	<b>1</b>	<b>2</b>	<b>3</b>	<b>4</b>	<b>5</b>	<b>6</b>	<b>7</b>	<b>8</b>	<b>9</b>	<b>10</b>
	1	2:20.07	2:10.30								
<b>41</b>	<b>Mark BRETT</b>										
	<b>Lap</b>	<b>1</b>	<b>2</b>	<b>3</b>	<b>4</b>	<b>5</b>	<b>6</b>	<b>7</b>	<b>8</b>	<b>9</b>	<b>10</b>
	1	2:04.45	1:58.56	1:56.79	2:00.34	2:00.89	2:02.98				
<b>44</b>	<b>Sue DARBYSHIRE</b>										
	<b>Lap</b>	<b>1</b>	<b>2</b>	<b>3</b>	<b>4</b>	<b>5</b>	<b>6</b>	<b>7</b>	<b>8</b>	<b>9</b>	<b>10</b>
	1	2:01.32	1:53.93	1:54.43	1:57.21	1:58.45	1:57.71				
<b>47</b>	<b>Max SOWERBY</b>										
	<b>Lap</b>	<b>1</b>	<b>2</b>	<b>3</b>	<b>4</b>	<b>5</b>	<b>6</b>	<b>7</b>	<b>8</b>	<b>9</b>	<b>10</b>
	1	2:02.77	1:55.44	1:53.58	2:05.85	1:57.23	2:02.06				
<b>53</b>	<b>Jeremy FLANN</b>										
	<b>Lap</b>	<b>1</b>	<b>2</b>	<b>3</b>	<b>4</b>	<b>5</b>	<b>6</b>	<b>7</b>	<b>8</b>	<b>9</b>	<b>10</b>
	1	2:04.95	1:54.12	1:53.19	1:59.03	1:55.30	1:58.26				
<b>56</b>	<b>Jo BLAKENEY-EDWARDS</b>										
	<b>Lap</b>	<b>1</b>	<b>2</b>	<b>3</b>	<b>4</b>	<b>5</b>	<b>6</b>	<b>7</b>	<b>8</b>	<b>9</b>	<b>10</b>
	1	2:05.92	1:58.12	1:56.38	1:59.47	2:03.34	2:00.22				
<b>62</b>	<b>Trevor SWETE</b>										
	<b>Lap</b>	<b>1</b>	<b>2</b>	<b>3</b>	<b>4</b>	<b>5</b>	<b>6</b>	<b>7</b>	<b>8</b>	<b>9</b>	<b>10</b>
	1	2:22.12	2:09.59	2:09.88	2:12.88	2:10.69	2:10.72				
<b>63</b>	<b>Nigel DOWDING</b>										
	<b>Lap</b>	<b>1</b>	<b>2</b>	<b>3</b>	<b>4</b>	<b>5</b>	<b>6</b>	<b>7</b>	<b>8</b>	<b>9</b>	<b>10</b>
	1	2:07.67	1:58.39	1:58.20	2:01.57	2:05.29	2:04.73				
<b>68</b>	<b>Simon EDWARDS</b>										
	<b>Lap</b>	<b>1</b>	<b>2</b>	<b>3</b>	<b>4</b>	<b>5</b>	<b>6</b>	<b>7</b>	<b>8</b>	<b>9</b>	<b>10</b>
	1	2:12.42	1:58.52	2:06.88							
<b>80</b>	<b>Bill ROSTEN</b>										
	<b>Lap</b>	<b>1</b>	<b>2</b>	<b>3</b>	<b>4</b>	<b>5</b>	<b>6</b>	<b>7</b>	<b>8</b>	<b>9</b>	<b>10</b>
	1	2:23.54	2:12.12	2:16.95	2:16.50	2:16.29	2:18.25				



<b>93</b>	<b>Philip PARKINSON</b>									
<b>Lap</b>	<b>1</b>	<b>2</b>	<b>3</b>	<b>4</b>	<b>5</b>	<b>6</b>	<b>7</b>	<b>8</b>	<b>9</b>	<b>10</b>
1	2:33.96	2:19.52	2:23.60	2:22.72	2:22.98					
<b>102</b>	<b>David JOHNSON</b>									
<b>Lap</b>	<b>1</b>	<b>2</b>	<b>3</b>	<b>4</b>	<b>5</b>	<b>6</b>	<b>7</b>	<b>8</b>	<b>9</b>	<b>10</b>
1	2:14.84	2:06.49	2:09.91	2:09.88	2:11.27	2:10.71				
<b>113</b>	<b>Nicholas MORLEY</b>									
<b>Lap</b>	<b>1</b>	<b>2</b>	<b>3</b>	<b>4</b>	<b>5</b>	<b>6</b>	<b>7</b>	<b>8</b>	<b>9</b>	<b>10</b>
1	2:24.93	2:11.57	2:14.41	2:12.93	2:14.40	2:16.02				
<b>114</b>	<b>Heinz STAMM</b>									
<b>Lap</b>	<b>1</b>	<b>2</b>	<b>3</b>	<b>4</b>	<b>5</b>	<b>6</b>	<b>7</b>	<b>8</b>	<b>9</b>	<b>10</b>
1	2:11.54	1:57.24	1:58.05	1:58.86	2:07.99	2:03.82				
<b>115</b>	<b>Andrew BAKER</b>									
<b>Lap</b>	<b>1</b>	<b>2</b>	<b>3</b>	<b>4</b>	<b>5</b>	<b>6</b>	<b>7</b>	<b>8</b>	<b>9</b>	<b>10</b>
1	2:28.71	2:15.47	2:13.98	2:15.60	2:15.96	2:15.95				
<b>118</b>	<b>Hugh APHORP</b>									
<b>Lap</b>	<b>1</b>	<b>2</b>	<b>3</b>	<b>4</b>	<b>5</b>	<b>6</b>	<b>7</b>	<b>8</b>	<b>9</b>	<b>10</b>
1	2:30.50	2:15.13	2:14.07	2:17.58	2:18.28	2:18.00				
<b>124</b>	<b>Alex PILKINGTON</b>									
<b>Lap</b>	<b>1</b>	<b>2</b>	<b>3</b>	<b>4</b>	<b>5</b>	<b>6</b>	<b>7</b>	<b>8</b>	<b>9</b>	<b>10</b>
1	2:40.34	2:27.94	2:29.71	2:31.32	2:34.33					
<b>125</b>	<b>David SAXL</b>									
<b>Lap</b>	<b>1</b>	<b>2</b>	<b>3</b>	<b>4</b>	<b>5</b>	<b>6</b>	<b>7</b>	<b>8</b>	<b>9</b>	<b>10</b>
1	2:21.32	2:09.71	2:13.13	2:17.14	2:16.39	2:31.58				
<b>127</b>	<b>Dennis JOHNSON</b>									
<b>Lap</b>	<b>1</b>	<b>2</b>	<b>3</b>	<b>4</b>	<b>5</b>	<b>6</b>	<b>7</b>	<b>8</b>	<b>9</b>	<b>10</b>
1	2:35.03	2:22.01	2:27.26	2:28.00	2:31.76					
<b>135</b>	<b>Christopher EDMONDSON</b>									
<b>Lap</b>	<b>1</b>	<b>2</b>	<b>3</b>	<b>4</b>	<b>5</b>	<b>6</b>	<b>7</b>	<b>8</b>	<b>9</b>	<b>10</b>
1	2:18.40	2:09.19	2:12.45	2:16.52	2:16.18	2:17.24				
<b>138</b>	<b>Chris TOWNSEND</b>									
<b>Lap</b>	<b>1</b>	<b>2</b>	<b>3</b>	<b>4</b>	<b>5</b>	<b>6</b>	<b>7</b>	<b>8</b>	<b>9</b>	<b>10</b>
1	2:30.02	2:19.01	2:20.46	2:22.64	2:25.17					
<b>148</b>	<b>Jonathan LUPTON</b>									
<b>Lap</b>	<b>1</b>	<b>2</b>	<b>3</b>	<b>4</b>	<b>5</b>	<b>6</b>	<b>7</b>	<b>8</b>	<b>9</b>	<b>10</b>
1	2:40.52	2:22.60	2:27.83	2:28.56	2:28.65					

# Lap Chart

## STANDARD & MODIFIED PRE-WAR SPORTS CARS - RACE 1

Lap 1		Lap 2		Lap 3		Lap 4		Lap 5		Lap 6		Lap 7		Lap 8		Lap 9		Lap 10	
No	Time	No	Time	No	Time	No	Time	No	Time	No	Time	No	Time	No	Time	No	Time	No	Time
1	1:59.24	1	3:54.47	1	5:49.08	1	7:46.49	1	9:44.75	1	11:42.36								
44	2:01.32	44	3:55.25	44	5:49.68	44	7:46.89	44	9:45.34	44	11:43.05								
47	2:02.77	47	3:58.21	47	5:51.79	53	7:51.29	53	9:46.59	53	11:44.85								
41	2:04.45	53	3:59.07	53	5:52.26	47	7:57.64	127	9:52.30 *1	27	11:46.30 *1								
53	2:04.95	41	4:03.01	41	5:59.80	56	7:59.89	47	9:54.87	47	11:56.93								
56	2:05.92	56	4:04.04	56	6:00.42	41	8:00.14	148	9:59.51 *1	138	11:57.30 *1								
4	2:06.74	4	4:04.82	4	6:02.07	4	8:01.71	41	10:01.03	93	12:02.78 *1								
63	2:07.67	63	4:06.06	63	6:04.26	114	8:05.69	4	10:02.99	56	12:03.45								
114	2:11.54	114	4:08.78	114	6:06.83	63	8:05.83	56	10:03.23	41	12:04.01								
68	2:12.42	68	4:10.94	68	6:17.82	102	8:41.12	124	10:09.31 *1	4	12:06.14								
102	2:14.84	102	4:21.33	102	6:31.24	62	8:54.47	63	10:11.12	63	12:15.85								
135	2:18.40	135	4:27.59	135	6:40.04	135	8:56.56	114	10:13.68	114	12:17.50								
32	2:20.07	32	4:30.37	62	6:41.59	125	9:01.30	102	10:52.39	127	12:24.06 *1								
125	2:21.32	125	4:31.03	125	6:44.16	113	9:03.84	62	11:05.16	148	12:28.16 *1								
62	2:22.12	62	4:31.71	113	6:50.91	80	9:09.11	135	11:12.74	124	12:43.64 *1								
80	2:23.54	80	4:35.66	80	6:52.61	115	9:13.76	125	11:17.69	102	13:03.10								
113	2:24.93	113	4:36.50	115	6:58.16	118	9:17.28	113	11:18.24	62	13:15.88								
115	2:28.71	115	4:44.18	118	6:59.70	27	9:25.36	80	11:25.40	135	13:29.98								
138	2:30.02	118	4:45.63	27	7:06.49	138	9:32.13	115	11:29.72	113	13:34.26								
118	2:30.50	138	4:49.03	138	7:09.49	93	9:39.80	118	11:35.56	80	13:43.65								
93	2:33.96	27	4:50.13	93	7:17.08					115	13:45.67								
27	2:34.69	93	4:53.48	127	7:24.30					125	13:49.27								
127	2:35.03	127	4:57.04	148	7:30.95					118	13:53.56								
124	2:40.34	148	5:03.12	124	7:37.99														
148	2:40.52	124	5:08.28																



## DONINGTON MUG TROPHY RACE FOR VSCC SPECIALS

### RESULT - RACE 2

Pl	No	Cl	Name	Car	Year	Laps	Time	Behind	MPH	Best Lap on	MPH
1	19		Sandford ANDREWS	Morgan Aero 2Str	1926	9	16:31.16		64.69	1:46.79	9 66.71
2	36		Michael JAMES	Riley 12/4 TT Sprite Rep	1935	9	17:19.30	48.14	61.69	1:53.54	5 62.75
3	54		David WYLIE	Frazer Nash AC	1928	9	17:33.88	1:02.72	60.84	1:54.67	3 62.13
4	169		Mark GROVES	GN/Ford Piglet	1929	9	17:51.67	1:20.51	59.83	1:56.68	4 61.06
5	48		Charles GODDARD	MG PA-PB	1934	9	18:06.22	1:35.06	59.03	1:57.84	4 60.46
6	92		Rebecca SMITH	Morris Minor	1929	9	18:18.27	1:47.11	58.38	1:58.50	7 60.12
7	105		Angus FROST	Morgan Super Aero	1929	8	16:46.86	1 Lap	56.61	2:03.14	7 57.86
8	59		Jeffrey EDWARDS	Alvis Sports Special	1934/35	8	16:49.34	1 Lap	56.47	2:03.56	2 57.66
9	72		Rupert MANN	Riley Special	1935	8	16:51.47	1 Lap	56.35	2:04.04	6 57.44
10	16		Ollie LESTON	Austin 7 Special	1930/34	8	16:53.27	1 Lap	56.25	2:01.42	8 58.68
11	220		Anthony SEBER	Wolseley Hornet Special	1935	8	16:55.78	1 Lap	56.11	2:03.85	3 57.52
12	82		Matthew MOORE	Austin 7 Ulster	1930	8	16:56.20	1 Lap	56.09	2:04.96	7 57.01 *
13	85		John MOSS	Austin Seven Sports	1933	8	16:56.70	1 Lap	56.06	2:03.41	8 57.73
14	45		Simon GALLON	BMW Frazer Nash 329/8	1937	8	17:08.44	1 Lap	55.42	2:04.86	6 57.06
15	37		Mike PAINTER	MG Kayne	1935	8	17:09.91	1 Lap	55.34	2:05.19	3 56.91
16	49		Richard ILIFFE	Riley TT Sprite Replica	1939	8	17:10.96	1 Lap	55.28	2:04.15	3 57.39
17	74		Mark DOLTON	MG PB	1936	8	17:11.36	1 Lap	55.26	2:05.05	5 56.97
18	107		Nick HAYWARD-COOK	Riley Special	1937	8	17:19.35	1 Lap	54.84	2:05.95	4 56.57
19	50		Andrew LONG	MG N Magnette	1933	8	17:21.70	1 Lap	54.71	2:07.07	5 56.07
20	128		Iain ROCHE	Frazer Nash TT Rep	1937	8	18:17.77	1 Lap	51.92	2:13.83	6 53.23
21	110		George SCHOLEY	Austin Ulster	1931	8	18:22.20	1 Lap	51.71	2:14.45	6 52.99
22	140		Alastair BAILEY	Riley 9 2 Seat Special	1930	7	18:32.64	2 Laps	44.82	2:35.67	2 45.77

#### Not-Classified

38	Tom THORNTON	BMW 329/28 K	1936	2	4:03.02	DNF	58.63	2:00.11	2	59.32
----	--------------	--------------	------	---	---------	-----	-------	---------	---	-------

#### Fastest Lap

19	Sandford ANDREWS	Morgan Aero 2Str	1926					1:46.79	9	66.71
----	------------------	------------------	------	--	--	--	--	---------	---	-------

\*\*\* = handicap winner

Start Time : 13:49

Donington Park

05 Jun 22 14:22

Clerk of Course:

Time Issued:

Chief Timekeeper: Anthony Smith

THESE RESULTS ARE PROVISIONAL UNTIL THE CONCLUSION OF ANY JUDICIAL AND TECHNICAL MATTERS

Timing by HS Sports Ltd - Results and Lap Times at [www.theresultslive.co.uk/vintage-sports-car-club](http://www.theresultslive.co.uk/vintage-sports-car-club)

# RACE GRID

## DONINGTON MUG TROPHY RACE FOR VSCC SPECIALS

### RACE 2

ROW 14		
ROW 13	<b>140</b> 02:38.830 Alastair BAILEY	<b>37</b> Mike PAINTER
ROW 12	<b>110</b> 02:16.230 George SCHOLEY	<b>111</b> 02:26.360 Robert MOORE
ROW 11	<b>57</b> 02:07.840 Archie WATERFIELD	<b>128</b> 02:13.100 Iain ROCHE
ROW 10	<b>74</b> 02:05.870 Mark DOLTON	<b>16</b> 02:07.020 Ollie LESTON
ROW 9	<b>91</b> 02:03.540 David GOLDSPINK	<b>107</b> 02:03.910 Nick HAYWARD-COOK
ROW 8	<b>50</b> 02:02.150 Andrew LONG	<b>85</b> 02:03.060 John MOSS
ROW 7	<b>45</b> 02:01.840 Simon GALLON	<b>72</b> 02:01.960 Rupert MANN
ROW 6	<b>82</b> 01:59.490 Matthew MOORE	<b>105</b> 01:59.580 Angus FROST
ROW 5	<b>59</b> 01:59.230 Jeffrey EDWARDS	<b>92</b> 01:59.310 Rebecca SMITH
ROW 4	<b>169</b> 01:56.780 Mark GROVES	<b>49</b> 01:58.430 Richard ILIFFE
ROW 3	<b>48</b> 01:54.870 Charles GODDARD	<b>220</b> 01:56.430 Anthony SEBER
ROW 2	<b>54</b> 01:53.100 David WYLIE	<b>38</b> 01:53.390 Tom THORNTON
ROW 1	<b>19</b> 01:46.430 Sandford ANDREWS	<b>36</b> 01:51.440 Michael JAMES

POLE

# DONINGTON MUG TROPHY RACE FOR VSCC SPECIALS

## LAP TIMES - RACE 2

<b>16</b>	<b>Ollie LESTON</b>										
	<b>Lap</b>	<b>1</b>	<b>2</b>	<b>3</b>	<b>4</b>	<b>5</b>	<b>6</b>	<b>7</b>	<b>8</b>	<b>9</b>	<b>10</b>
	1	2:16.37	2:06.43	2:04.23	2:06.78	2:07.73	2:06.72	2:03.59	2:01.42		
<b>19</b>	<b>Sandford ANDREWS</b>										
	<b>Lap</b>	<b>1</b>	<b>2</b>	<b>3</b>	<b>4</b>	<b>5</b>	<b>6</b>	<b>7</b>	<b>8</b>	<b>9</b>	<b>10</b>
	1	1:57.64	1:47.68	1:48.00	1:50.11	1:49.40	1:47.89	1:51.17	1:52.48	1:46.79	
<b>36</b>	<b>Michael JAMES</b>										
	<b>Lap</b>	<b>1</b>	<b>2</b>	<b>3</b>	<b>4</b>	<b>5</b>	<b>6</b>	<b>7</b>	<b>8</b>	<b>9</b>	<b>10</b>
	1	1:57.50	1:55.73	1:54.12	1:53.92	1:53.54	1:54.12	1:58.56	1:55.95	1:55.86	
<b>37</b>	<b>Mike PAINTER</b>										
	<b>Lap</b>	<b>1</b>	<b>2</b>	<b>3</b>	<b>4</b>	<b>5</b>	<b>6</b>	<b>7</b>	<b>8</b>	<b>9</b>	<b>10</b>
	1	2:18.85	2:07.10	2:05.19	2:07.32	2:06.04	2:06.84	2:09.69	2:08.88		
<b>38</b>	<b>Tom THORNTON</b>										
	<b>Lap</b>	<b>1</b>	<b>2</b>	<b>3</b>	<b>4</b>	<b>5</b>	<b>6</b>	<b>7</b>	<b>8</b>	<b>9</b>	<b>10</b>
	1	2:02.91	2:00.11								
<b>45</b>	<b>Simon GALLON</b>										
	<b>Lap</b>	<b>1</b>	<b>2</b>	<b>3</b>	<b>4</b>	<b>5</b>	<b>6</b>	<b>7</b>	<b>8</b>	<b>9</b>	<b>10</b>
	1	2:17.15	2:10.10	2:08.32	2:05.71	2:05.37	2:04.86	2:07.36	2:09.57		
<b>48</b>	<b>Charles GODDARD</b>										
	<b>Lap</b>	<b>1</b>	<b>2</b>	<b>3</b>	<b>4</b>	<b>5</b>	<b>6</b>	<b>7</b>	<b>8</b>	<b>9</b>	<b>10</b>
	1	2:08.46	2:01.29	1:59.43	1:57.84	2:00.04	1:59.66	1:58.72	1:58.72	2:02.06	
<b>49</b>	<b>Richard ILIFFE</b>										
	<b>Lap</b>	<b>1</b>	<b>2</b>	<b>3</b>	<b>4</b>	<b>5</b>	<b>6</b>	<b>7</b>	<b>8</b>	<b>9</b>	<b>10</b>
	1	2:10.17	2:05.58	2:04.15	2:08.38	2:11.70	2:10.70	2:10.22	2:10.06		
<b>50</b>	<b>Andrew LONG</b>										
	<b>Lap</b>	<b>1</b>	<b>2</b>	<b>3</b>	<b>4</b>	<b>5</b>	<b>6</b>	<b>7</b>	<b>8</b>	<b>9</b>	<b>10</b>
	1	2:21.84	2:08.63	2:10.02	2:08.42	2:07.07	2:10.08	2:07.30	2:08.34		
<b>54</b>	<b>David WYLIE</b>										
	<b>Lap</b>	<b>1</b>	<b>2</b>	<b>3</b>	<b>4</b>	<b>5</b>	<b>6</b>	<b>7</b>	<b>8</b>	<b>9</b>	<b>10</b>
	1	2:04.05	1:55.32	1:54.67	1:57.41	1:56.11	1:56.15	1:55.67	1:57.33	1:57.17	
<b>59</b>	<b>Jeffrey EDWARDS</b>										
	<b>Lap</b>	<b>1</b>	<b>2</b>	<b>3</b>	<b>4</b>	<b>5</b>	<b>6</b>	<b>7</b>	<b>8</b>	<b>9</b>	<b>10</b>
	1	2:12.74	2:03.56	2:04.17	2:05.26	2:06.47	2:05.70	2:06.92	2:04.52		
<b>72</b>	<b>Rupert MANN</b>										
	<b>Lap</b>	<b>1</b>	<b>2</b>	<b>3</b>	<b>4</b>	<b>5</b>	<b>6</b>	<b>7</b>	<b>8</b>	<b>9</b>	<b>10</b>
	1	2:13.21	2:05.08	2:06.71	2:05.20	2:07.94	2:04.04	2:04.57	2:04.72		
<b>74</b>	<b>Mark DOLTON</b>										
	<b>Lap</b>	<b>1</b>	<b>2</b>	<b>3</b>	<b>4</b>	<b>5</b>	<b>6</b>	<b>7</b>	<b>8</b>	<b>9</b>	<b>10</b>
	1	2:20.17	2:07.60	2:06.84	2:05.47	2:05.05	2:08.44	2:09.21	2:08.58		

<b>82</b>	<b>Matthew MOORE</b>									
<b>Lap</b>	<b>1</b>	<b>2</b>	<b>3</b>	<b>4</b>	<b>5</b>	<b>6</b>	<b>7</b>	<b>8</b>	<b>9</b>	<b>10</b>
1	2:13.60	2:05.26	2:06.99	2:07.17	2:07.50	2:05.58	2:04.96	2:05.14		
<b>85</b>	<b>John MOSS</b>									
<b>Lap</b>	<b>1</b>	<b>2</b>	<b>3</b>	<b>4</b>	<b>5</b>	<b>6</b>	<b>7</b>	<b>8</b>	<b>9</b>	<b>10</b>
1	2:15.21	2:07.59	2:05.53	2:05.83	2:07.40	2:07.82	2:03.91	2:03.41		
<b>92</b>	<b>Rebecca SMITH</b>									
<b>Lap</b>	<b>1</b>	<b>2</b>	<b>3</b>	<b>4</b>	<b>5</b>	<b>6</b>	<b>7</b>	<b>8</b>	<b>9</b>	<b>10</b>
1	2:07.25	2:05.38	2:02.16	2:01.40	2:02.82	1:59.83	1:58.50	1:59.29	2:01.64	
<b>105</b>	<b>Angus FROST</b>									
<b>Lap</b>	<b>1</b>	<b>2</b>	<b>3</b>	<b>4</b>	<b>5</b>	<b>6</b>	<b>7</b>	<b>8</b>	<b>9</b>	<b>10</b>
1	2:10.19	2:07.12	2:04.39	2:06.60	2:08.24	2:03.78	2:03.14	2:03.40		
<b>107</b>	<b>Nick HAYWARD-COOK</b>									
<b>Lap</b>	<b>1</b>	<b>2</b>	<b>3</b>	<b>4</b>	<b>5</b>	<b>6</b>	<b>7</b>	<b>8</b>	<b>9</b>	<b>10</b>
1	2:20.07	2:09.22	2:09.40	2:05.95	2:07.55	2:09.80	2:08.37	2:08.99		
<b>110</b>	<b>George SCHOLEY</b>									
<b>Lap</b>	<b>1</b>	<b>2</b>	<b>3</b>	<b>4</b>	<b>5</b>	<b>6</b>	<b>7</b>	<b>8</b>	<b>9</b>	<b>10</b>
1	2:26.82	2:17.56	2:19.04	2:15.54	2:15.25	2:14.45	2:18.34	2:15.20		
<b>128</b>	<b>Iain ROCHE</b>									
<b>Lap</b>	<b>1</b>	<b>2</b>	<b>3</b>	<b>4</b>	<b>5</b>	<b>6</b>	<b>7</b>	<b>8</b>	<b>9</b>	<b>10</b>
1	2:24.69	2:16.50	2:16.46	2:16.23	2:17.72	2:13.83	2:16.21	2:16.13		
<b>140</b>	<b>Alastair BAILEY</b>									
<b>Lap</b>	<b>1</b>	<b>2</b>	<b>3</b>	<b>4</b>	<b>5</b>	<b>6</b>	<b>7</b>	<b>8</b>	<b>9</b>	<b>10</b>
1	2:39.12	2:35.67	2:40.82	2:43.49	2:39.41	2:35.72	2:38.41			
<b>169</b>	<b>Mark GROVES</b>									
<b>Lap</b>	<b>1</b>	<b>2</b>	<b>3</b>	<b>4</b>	<b>5</b>	<b>6</b>	<b>7</b>	<b>8</b>	<b>9</b>	<b>10</b>
1	2:05.97	1:58.49	2:00.18	1:56.68	1:57.68	1:58.21	1:56.73	1:58.42	1:59.31	
<b>220</b>	<b>Anthony SEBER</b>									
<b>Lap</b>	<b>1</b>	<b>2</b>	<b>3</b>	<b>4</b>	<b>5</b>	<b>6</b>	<b>7</b>	<b>8</b>	<b>9</b>	<b>10</b>
1	2:05.40	2:14.95	2:03.85	2:04.18	2:09.74	2:06.56	2:05.20	2:05.90		

# Lap Chart

## DONINGTON MUG TROPHY RACE FOR VSSC SPECIALS - RACE 2

Lap 1		Lap 2		Lap 3		Lap 4		Lap 5		Lap 6		Lap 7		Lap 8		Lap 9		Lap 10	
No	Time	No	Time	No	Time	No	Time	No	Time	No	Time	No	Time	No	Time	No	Time	No	Time
36	1:57.50	19	3:45.32	19	5:33.32	19	7:23.43	19	9:12.83	19	11:00.72	19	12:51.89	19	14:44.37	19	16:31.16		
19	1:57.64	36	3:53.23	36	5:47.35	36	7:41.27	128	9:13.88 *1	36	11:28.93	74	12:53.57 *1	59	14:44.82 *1	105	16:46.86 *1		
38	2:02.91	54	3:59.37	54	5:54.04	54	7:51.45	110	9:18.96 *1	128	11:31.60 *1	107	13:01.99 *1	72	14:46.75 *1	59	16:49.34 *1		
54	2:04.05	38	4:03.02	169	6:04.64	140	7:55.61 *1	36	9:34.81	110	11:34.21 *1	50	13:06.06 *1	220	14:49.88 *1	72	16:51.47 *1		
220	2:05.40	169	4:04.46	48	6:09.18	169	8:01.32	54	9:47.56	54	11:43.71	140	13:18.51 *2	82	14:51.06 *1	16	16:53.27 *1		
169	2:05.97	48	4:09.75	92	6:14.79	48	8:07.02	169	9:59.00	169	11:57.21	36	13:27.49	16	14:51.85 *1	220	16:55.78 *1		
92	2:07.25	92	4:12.63	49	6:19.90	92	8:16.19	48	10:07.06	48	12:06.72	54	13:39.38	85	14:53.29 *1	82	16:56.20 *1		
48	2:08.46	49	4:15.75	59	6:20.47	59	8:25.73	92	10:19.01	92	12:18.84	128	13:45.43 *1	45	14:58.87 *1	85	16:56.70 *1		
49	2:10.17	59	4:16.30	105	6:21.70	49	8:28.28	59	10:32.20	59	12:37.90	110	13:48.66 *1	49	15:00.90 *1	45	17:08.44 *1		
105	2:10.19	105	4:17.31	220	6:24.20	105	8:28.30	105	10:36.54	105	12:40.32	169	13:53.94	37	15:01.03 *1	37	17:09.91 *1		
59	2:12.74	72	4:18.29	72	6:25.00	220	8:28.38	220	10:38.12	72	12:42.18	48	14:05.44	74	15:02.78 *1	49	17:10.96 *1		
72	2:13.21	82	4:18.86	82	6:25.85	72	8:30.20	72	10:38.14	220	12:44.68	92	14:17.34	107	15:10.36 *1	74	17:11.36 *1		
82	2:13.60	220	4:20.35	16	6:27.03	82	8:33.02	140	10:39.10 *1	82	12:46.10	105	14:43.46	50	15:13.36 *1	36	17:19.30		
85	2:15.21	16	4:22.80	85	6:28.33	16	8:33.81	49	10:39.98	16	12:48.26			36	15:23.44	107	17:19.35 *1		
16	2:16.37	85	4:22.80	37	6:31.14	85	8:34.16	82	10:40.52	85	12:49.38			54	15:36.71	50	17:21.70 *1		
45	2:17.15	37	4:25.95	74	6:34.61	37	8:38.46	16	10:41.54	49	12:50.68			169	15:52.36	54	17:33.88		
37	2:18.85	45	4:27.25	45	6:35.57	74	8:40.08	85	10:41.56	37	12:51.34			140	15:54.23 *2	169	17:51.67		
107	2:20.07	74	4:27.77	107	6:38.69	45	8:41.28	37	10:44.50	45	12:51.51			128	16:01.64 *1	48	18:06.22		
74	2:20.17	107	4:29.29	50	6:40.49	107	8:44.64	74	10:45.13					48	16:04.16	128	18:17.77 *1		
50	2:21.84	50	4:30.47	128	6:57.65	50	8:48.91	45	10:46.65					110	16:07.00 *1	92	18:18.27		
128	2:24.69	128	4:41.19	110	7:03.42			107	10:52.19					92	16:16.63	110	18:22.20 *1		
110	2:26.82	110	4:44.38					50	10:55.98							140	18:32.64 *2		
140	2:39.12	140	5:14.79																



## WILLIAMS TROPHY RACE FOR PRE-1935 GRAND PRIX CARS

### RESULT - RACE 3

Pl	No	Cl	Name	Car	Year	Laps	Time	Behind	MPH	Best Lap on	MPH
1	28		Alex AMES	Bugatti T35B		9	16:19.19		65.48	1:47.64	2 66.19
2	61		Edward WILLIAMS	Frazer Nash TT Rep	1932	9	16:34.72	15.53	64.46	1:48.88	6 65.43
3	52		Simon BLAKENEY-EDWARDS	Frazer Nash Super Sports	1929	9	17:46.57	1:27.38	60.12	1:57.01	9 60.89
4	51		Timothy DUTTON	Bugatti Type 51	1931	9	17:49.06	1:29.87	59.98	1:56.56	2 61.12
5	43		Mike WRIGLEY	Bugatti T35B	1928	9	17:50.21	1:31.02	59.91	1:56.21	5 61.31
6	1		Christopher MANN	Alfa Romeo Monza	1932	9	17:51.78	1:32.59	59.83	1:56.68	5 61.06
7	39		Bo WILLIAMS	Bugatti T35B	1926/27	9	18:13.34	1:54.15	58.65	1:58.36	4 60.19
8	67		Bruce STOPS	Bugatti T35/44	1928	8	16:35.22	1 Lap	57.27	2:00.01	2 59.37
9	103		Richard FRANKEL	MG K3	1933	8	16:39.62	1 Lap	57.02	2:02.29	5 58.26
10	55		Duncan POTTER	MG Montlhery Midget	1931	8	16:41.26	1 Lap	56.92	2:02.70	2 58.06 *
11	14		Barry FOSTER	MG Montlhery	1931	8	18:08.97	1 Lap	52.34	2:12.63	3 53.72
12	3		Teifion SALISBURY	MG K3	1934	8	18:35.16	1 Lap	51.11	2:14.15	2 53.11
13	119		Charles PITHER	Frazer Nash Ulster	1931	8	18:38.78	1 Lap	50.94	2:14.99	5 52.78
<b>Not-Classified</b>											
	35		Chris HUDSON	Bugatti T35B	1925	8	16:18.65	DNF	58.24	1:59.76	5 59.49
	121		David BRAZELL	Lea-Francis R Type	1928	7	14:48.84	DNF	56.11	2:03.48	2 57.70

#### Fastest Lap

28 Alex AMES Bugatti T35B 1:47.64 2 66.19

\*\*\* = handicap winner

Start Time : 14:18

Donington Park

05 Jun 22 14:38

Clerk of Course:

Time Issued:

Chief Timekeeper: Anthony Smith

THESE RESULTS ARE PROVISIONAL UNTIL THE CONCLUSION OF ANY JUDICIAL AND TECHNICAL MATTERS

Timing by HS Sports Ltd - Results and Lap Times at [www.theresultslive.co.uk/vintage-sports-car-club](http://www.theresultslive.co.uk/vintage-sports-car-club)




# RACE GRID

## WILLIAMS TROPHY RACE FOR PRE-1935 GRAND PRIX CARS

### RACE 3

ROW 8	<b>3</b> 02:15.780 Teifion SALISBURY	
ROW 7	<b>14</b> 02:07.430 Barry FOSTER	<b>119</b> 02:11.840 Charles PITHER
ROW 6	<b>35</b> 02:03.030 Chris HUDSON	<b>121</b> 02:06.170 David BRAZELL
ROW 5	<b>103</b> 01:59.980 Richard FRANKEL	<b>55</b> 02:01.010 Duncan POTTER
ROW 4	<b>39</b> 01:55.270 Bo WILLIAMS	<b>67</b> 01:58.190 Bruce STOPS
ROW 3	<b>1</b> 01:54.960 Christopher MANN	<b>51</b> 01:55.160 Timothy DUTTON
ROW 2	<b>52</b> 01:53.010 Simon BLAKENEY-EDWA	<b>43</b> 01:54.950 Mike WRIGLEY
ROW 1	<b>28</b> 01:44.650 Alex AMES	<b>61</b> 01:46.380 Edward WILLIAMS
<b>POLE</b>		



# WILLIAMS TROPHY RACE FOR PRE-1935 GRAND PRIX CARS

## LAP TIMES - RACE 3

<b>1</b>	<b>Christopher MANN</b>										
	<b>Lap</b>	<b>1</b>	<b>2</b>	<b>3</b>	<b>4</b>	<b>5</b>	<b>6</b>	<b>7</b>	<b>8</b>	<b>9</b>	<b>10</b>
	1	2:03.33	1:58.29	1:58.02	1:57.65	1:56.68	1:59.38	1:59.33	1:59.19	1:59.91	
<b>3</b>	<b>Teifion SALISBURY</b>										
	<b>Lap</b>	<b>1</b>	<b>2</b>	<b>3</b>	<b>4</b>	<b>5</b>	<b>6</b>	<b>7</b>	<b>8</b>	<b>9</b>	<b>10</b>
	1	2:21.33	2:14.15	2:15.79	2:20.21	2:20.67	2:20.42	2:20.72	2:21.87		
<b>14</b>	<b>Barry FOSTER</b>										
	<b>Lap</b>	<b>1</b>	<b>2</b>	<b>3</b>	<b>4</b>	<b>5</b>	<b>6</b>	<b>7</b>	<b>8</b>	<b>9</b>	<b>10</b>
	1	2:29.96	2:15.91	2:12.63	2:13.85	2:14.49	2:13.34	2:14.25	2:14.54		
<b>28</b>	<b>Alex AMES</b>										
	<b>Lap</b>	<b>1</b>	<b>2</b>	<b>3</b>	<b>4</b>	<b>5</b>	<b>6</b>	<b>7</b>	<b>8</b>	<b>9</b>	<b>10</b>
	1	1:50.90	1:47.64	1:48.90	1:48.79	1:48.47	1:48.55	1:48.84	1:47.95	1:49.15	
<b>35</b>	<b>Chris HUDSON</b>										
	<b>Lap</b>	<b>1</b>	<b>2</b>	<b>3</b>	<b>4</b>	<b>5</b>	<b>6</b>	<b>7</b>	<b>8</b>	<b>9</b>	<b>10</b>
	1	2:08.33	2:00.23	2:02.60	1:59.93	1:59.76	2:01.31	2:02.14	2:04.35		
<b>39</b>	<b>Bo WILLIAMS</b>										
	<b>Lap</b>	<b>1</b>	<b>2</b>	<b>3</b>	<b>4</b>	<b>5</b>	<b>6</b>	<b>7</b>	<b>8</b>	<b>9</b>	<b>10</b>
	1	2:03.45	2:00.05	1:58.70	1:58.36	2:01.29	1:59.89	2:00.87	2:04.77	2:05.96	
<b>43</b>	<b>Mike WRIGLEY</b>										
	<b>Lap</b>	<b>1</b>	<b>2</b>	<b>3</b>	<b>4</b>	<b>5</b>	<b>6</b>	<b>7</b>	<b>8</b>	<b>9</b>	<b>10</b>
	1	2:02.75	1:57.40	1:56.29	1:59.20	1:56.21	2:00.14	1:59.61	1:59.34	1:59.27	
<b>51</b>	<b>Timothy DUTTON</b>										
	<b>Lap</b>	<b>1</b>	<b>2</b>	<b>3</b>	<b>4</b>	<b>5</b>	<b>6</b>	<b>7</b>	<b>8</b>	<b>9</b>	<b>10</b>
	1	2:00.18	1:56.56	1:57.66	1:58.65	1:57.41	2:00.08	1:59.75	1:58.56	2:00.21	
<b>52</b>	<b>Simon BLAKENEY-EDWARDS</b>										
	<b>Lap</b>	<b>1</b>	<b>2</b>	<b>3</b>	<b>4</b>	<b>5</b>	<b>6</b>	<b>7</b>	<b>8</b>	<b>9</b>	<b>10</b>
	1	2:04.85	1:57.18	1:58.31	1:57.46	1:57.08	1:57.46	1:58.84	1:58.38	1:57.01	
<b>55</b>	<b>Duncan POTTER</b>										
	<b>Lap</b>	<b>1</b>	<b>2</b>	<b>3</b>	<b>4</b>	<b>5</b>	<b>6</b>	<b>7</b>	<b>8</b>	<b>9</b>	<b>10</b>
	1	2:10.38	2:02.70	2:05.24	2:04.54	2:04.92	2:03.41	2:05.12	2:04.95		
<b>61</b>	<b>Edward WILLIAMS</b>										
	<b>Lap</b>	<b>1</b>	<b>2</b>	<b>3</b>	<b>4</b>	<b>5</b>	<b>6</b>	<b>7</b>	<b>8</b>	<b>9</b>	<b>10</b>
	1	1:53.96	1:49.83	1:49.72	1:51.06	1:49.00	1:48.88	1:49.34	1:50.23	1:52.70	
<b>67</b>	<b>Bruce STOPS</b>										
	<b>Lap</b>	<b>1</b>	<b>2</b>	<b>3</b>	<b>4</b>	<b>5</b>	<b>6</b>	<b>7</b>	<b>8</b>	<b>9</b>	<b>10</b>
	1	2:07.36	2:00.01	2:03.38	2:02.91	2:04.39	2:07.04	2:05.17	2:04.96		
<b>103</b>	<b>Richard FRANKEL</b>										
	<b>Lap</b>	<b>1</b>	<b>2</b>	<b>3</b>	<b>4</b>	<b>5</b>	<b>6</b>	<b>7</b>	<b>8</b>	<b>9</b>	<b>10</b>
	1	2:13.50	2:03.22	2:03.37	2:03.72	2:02.29	2:04.05	2:03.56	2:05.91		

---

**119 Charles PITHER**

<b>Lap</b>	<b>1</b>	<b>2</b>	<b>3</b>	<b>4</b>	<b>5</b>	<b>6</b>	<b>7</b>	<b>8</b>	<b>9</b>	<b>10</b>
1	2:17.18	2:19.14	2:21.17	2:21.80	2:14.99	2:16.21	2:18.03	2:30.26		

---

**121 David BRAZELL**

<b>Lap</b>	<b>1</b>	<b>2</b>	<b>3</b>	<b>4</b>	<b>5</b>	<b>6</b>	<b>7</b>	<b>8</b>	<b>9</b>	<b>10</b>
1	2:10.90	2:03.48	2:06.18	2:04.19	2:04.10	2:03.93	2:16.10			

# Lap Chart

## WILLIAMS TROPHY RACE FOR PRE-1935 GRAND PRIX CARS - RACE 3

Lap 1		Lap 2		Lap 3		Lap 4		Lap 5		Lap 6		Lap 7		Lap 8		Lap 9		Lap 10	
No	Time	No	Time	No	Time	No	Time	No	Time	No	Time	No	Time	No	Time	No	Time	No	Time
28	1:50.90	28	3:38.54	28	5:27.44	28	7:16.23	28	9:04.70	28	10:53.25	28	12:42.09	28	14:30.04	28	16:19.19		
61	1:53.96	61	3:43.79	61	5:33.51	61	7:24.57	3	9:11.48 *1	61	11:02.45	61	12:51.79	67	14:30.26 *1	61	16:34.72		
51	2:00.18	51	3:56.74	51	5:54.40	51	7:53.05	14	9:12.35 *1	14	11:26.84 *1	14	13:40.18 *1	103	14:33.71 *1	67	16:35.22 *1		
43	2:02.75	43	4:00.15	43	5:56.44	43	7:55.64	61	9:13.57	3	11:32.15 *1	51	13:50.29	55	14:36.31 *1	103	16:39.62 *1		
1	2:03.33	1	4:01.62	1	5:59.64	1	7:57.29	119	9:19.29 *1	119	11:34.28 *1	119	13:50.49 *1	61	14:42.02	55	16:41.26 *1		
39	2:03.45	52	4:02.03	52	6:00.34	52	7:57.80	51	9:50.46	51	11:50.54	52	13:51.18	121	14:48.84 *1	52	17:46.57		
52	2:04.85	39	4:03.50	39	6:02.20	39	8:00.56	43	9:51.85	43	11:51.99	43	13:51.60	51	15:48.85	51	17:49.06		
67	2:07.36	67	4:07.37	67	6:10.75	35	8:11.09	1	9:53.97	52	11:52.34	3	13:52.57 *1	52	15:49.56	43	17:50.21		
35	2:08.33	35	4:08.56	35	6:11.16	67	8:13.66	52	9:54.88	1	11:53.35	1	13:52.68	43	15:50.94	1	17:51.78		
55	2:10.38	55	4:13.08	55	6:18.32	55	8:22.86	39	10:01.85	39	12:01.74	39	14:02.61	1	15:51.87	14	18:08.97 *1		
121	2:10.90	121	4:14.38	103	6:20.09	103	8:23.81	35	10:10.85	35	12:12.16	35	14:14.30	14	15:54.43 *1	39	18:13.34		
103	2:13.50	103	4:16.72	121	6:20.56	121	8:24.75	67	10:18.05	67	12:25.09			39	16:07.38	3	18:35.16 *1		
119	2:17.18	3	4:35.48	3	6:51.27			103	10:26.10	103	12:30.15			119	16:08.52 *1	119	18:38.78 *1		
3	2:21.33	119	4:36.32	119	6:57.49			55	10:27.78	55	12:31.19			3	16:13.29 *1				
14	2:29.96	14	4:45.87	14	6:58.50			121	10:28.85	121	12:32.78			35	16:18.65				



## ALLCOMERS HANDICAP RACE

### RESULT - RACE 4

Pl	No	Cl	Name	Car	Year	Laps	Time	Behind	MPH	Best Lap on	MPH
1	114		Heinz STAMM	Aston Martin 2 Litre Speed	1937	5	12:03.51		56.23	2:03.75	5 57.57
2	48		Charles GODDARD	MG PA-PB	1934	5	12:06.24	2.73	56.88	2:01.50	4 58.64
3	72		Rupert MANN	Riley Special	1935	5	12:07.84	4.33	54.15	2:08.61	5 55.40
4	137		Ian FYFE	Alvis 12/70 Special	1937	5	12:11.76	8.25	48.68	2:23.27	2 49.73
5	11		James MILES	Austin 7 Special	1936	5	12:12.31	8.80	53.38	2:12.22	5 53.88
6	107		Nick HAYWARD-COOK	Riley Special	1937	5	12:13.95	10.44	53.25	2:12.40	3 53.81
7	62		Trevor SWETE	Invicta S Type	1931	5	12:15.62	12.11	53.52	2:11.01	2 54.38
8	45		Simon GALLON	BMW Frazer Nash 329/8	1937	5	12:17.92	14.41	55.84	2:02.99	2 57.93
9	59		Jeffrey EDWARDS	Alvis Sports Special	1934/35	5	12:20.21	16.70	54.79	2:04.74	5 57.11
10	138		Chris TOWNSEND	Bugatti T37A	1927	5	12:22.94	19.43	47.95	2:25.50	2 48.96
11	85		John MOSS	Austin Seven Sports	1933	5	12:24.77	21.26	54.40	2:06.62	5 56.27
12	120		Graeme WHITING	Railton 8 Special	1935	5	12:26.06	22.55	50.81	2:16.53	5 52.18
13	101		Ian BALMFORTH	Frazer Nash Semmence	1937	5	12:33.41	29.90	52.12	2:09.97	5 54.82
14	118		Hugh APHORP	Bentley 4.5 Litre	1930	5	12:41.05	37.54	49.75	2:16.47	5 52.20
15	193		George PARKINSON	Frazer Nash Boulogne	1928	5	12:52.23	48.72	50.37	2:15.60	2 52.54
16	731		Steph WILTON	Austin S/S	1935	5	12:59.49	55.98	46.29	2:31.18	5 47.13
17	5		Henry LEES	Austin 7 Ulster TT	1930	5	12:59.79	56.28	47.51	2:24.50	5 49.30
18	104		Anthony FENWICK-WILSON	Railton LS Tourer	1935/37	5	13:07.19	1:03.68	49.32	2:20.86	4 50.58
19	134		Olivia MANN	Austin 7 Nippy	1931/36	5	13:30.82	1:27.31	44.48	2:32.57	4 46.70
20	201		Christian PEDERSEN	Austin 7 Special	1932	5	13:34.95	1:31.44	55.52	2:06.50	4 56.32
<b>Not-Classified</b>											
220			Anthony SEBER	Wolseley Hornet Special	1935	5	12:53.12	NCF	52.92	2:08.87	2 55.28
198			Sam MORTON	Alvis SA 16.95 Special	1930	3	8:19.35	DNF	45.54	2:30.85	2 47.23
132			William TWELVETREES	Wolseley 16/20	1910/11	1	2:46.54	DNF	45.51		0 0.00

#### Fastest Lap

48	Charles GODDARD	MG PA-PB	1934		2:01.50	4	58.64
----	-----------------	----------	------	--	---------	---	-------

Start Time : 14:47

Donington Park

05 Jun 22 15:04

Clerk of Course:

Time Issued:

Chief Timekeeper: Anthony Smith

THESE RESULTS ARE PROVISIONAL UNTIL THE CONCLUSION OF ANY JUDICIAL AND TECHNICAL MATTERS

Timing by HS Sports Ltd - Results and Lap Times at [www.theresultslive.co.uk/vintage-sports-car-club](http://www.theresultslive.co.uk/vintage-sports-car-club)

# RACE NUMBER 4: 5 LAPS

Drop Number	Grid Row	Cars are shown with their number of credit laps ie how many laps they will start with.			Secs
<b>8</b>	14		45 <input type="text"/>	220 <input type="text"/>	<b>1.40</b>
	13	48 <input type="text"/>		49 <input type="text"/>	
<b>7</b>	12		114 <input type="text"/>	<input type="text"/>	<b>1.30</b>
	11	85 <input type="text"/>		59 <input type="text"/>	
<b>6</b>	10		72 <input type="text"/>	73 <input type="text"/>	<b>1.10</b>
	9	101 <input type="text"/>		62 <input type="text"/>	
<b>5</b>	8		104 <input type="text"/>	107 <input type="text"/>	<b>1.05</b>
	7	193 <input type="text"/>		11 <input type="text"/>	
<b>4</b>	6		120 <input type="text"/>	<input type="text"/>	<b>0.45</b>
	5	201 <input type="text"/>		118 <input type="text"/>	
<b>3</b>	4		198 <input type="text"/>	5 <input type="text"/>	<b>0.30</b>
	3	135 <input type="text"/>		731 <input type="text"/>	
<b>2</b>	2		132 <input type="text"/>	134 <input type="text"/>	<b>0.10</b>
	1	137 <input type="text"/>		138 <input type="text"/>	

## Front Of Grid

Issue No 1  
Car 201 will race for 6 laps

Signed \_\_\_\_\_ Handicapper

CoC

Issued at

05 Jun 2022 12:32

# ALLCOMERS HANDICAP RACE

## LAP TIMES - RACE 4

<b>5</b>	<b>Henry LEES</b>										
	<b>Lap</b>	<b>1</b>	<b>2</b>	<b>3</b>	<b>4</b>	<b>5</b>	<b>6</b>	<b>7</b>	<b>8</b>	<b>9</b>	<b>10</b>
	1	3:03.81	2:33.38	2:28.83	2:29.27	2:24.50					
<b>11</b>	<b>James MILES</b>										
	<b>Lap</b>	<b>1</b>	<b>2</b>	<b>3</b>	<b>4</b>	<b>5</b>	<b>6</b>	<b>7</b>	<b>8</b>	<b>9</b>	<b>10</b>
	1	3:19.26	2:13.65	2:13.50	2:13.68	2:12.22					
<b>45</b>	<b>Simon GALLON</b>										
	<b>Lap</b>	<b>1</b>	<b>2</b>	<b>3</b>	<b>4</b>	<b>5</b>	<b>6</b>	<b>7</b>	<b>8</b>	<b>9</b>	<b>10</b>
	1	3:53.16	2:02.99	2:10.83	2:05.13	2:05.81					
<b>48</b>	<b>Charles GODDARD</b>										
	<b>Lap</b>	<b>1</b>	<b>2</b>	<b>3</b>	<b>4</b>	<b>5</b>	<b>6</b>	<b>7</b>	<b>8</b>	<b>9</b>	<b>10</b>
	1	3:51.92	2:02.55	2:06.74	2:01.50	2:03.53					
<b>59</b>	<b>Jeffrey EDWARDS</b>										
	<b>Lap</b>	<b>1</b>	<b>2</b>	<b>3</b>	<b>4</b>	<b>5</b>	<b>6</b>	<b>7</b>	<b>8</b>	<b>9</b>	<b>10</b>
	1	3:44.26	2:10.35	2:12.54	2:08.32	2:04.74					
<b>62</b>	<b>Trevor SWETE</b>										
	<b>Lap</b>	<b>1</b>	<b>2</b>	<b>3</b>	<b>4</b>	<b>5</b>	<b>6</b>	<b>7</b>	<b>8</b>	<b>9</b>	<b>10</b>
	1	3:26.15	2:11.01	2:13.11	2:12.40	2:12.95					
<b>72</b>	<b>Rupert MANN</b>										
	<b>Lap</b>	<b>1</b>	<b>2</b>	<b>3</b>	<b>4</b>	<b>5</b>	<b>6</b>	<b>7</b>	<b>8</b>	<b>9</b>	<b>10</b>
	1	3:28.14	2:10.62	2:11.74	2:08.73	2:08.61					
<b>85</b>	<b>John MOSS</b>										
	<b>Lap</b>	<b>1</b>	<b>2</b>	<b>3</b>	<b>4</b>	<b>5</b>	<b>6</b>	<b>7</b>	<b>8</b>	<b>9</b>	<b>10</b>
	1	3:46.14	2:09.72	2:13.40	2:08.89	2:06.62					
<b>101</b>	<b>Ian BALMFORTH</b>										
	<b>Lap</b>	<b>1</b>	<b>2</b>	<b>3</b>	<b>4</b>	<b>5</b>	<b>6</b>	<b>7</b>	<b>8</b>	<b>9</b>	<b>10</b>
	1	3:31.70	2:17.87	2:19.12	2:14.75	2:09.97					
<b>104</b>	<b>Anthony FENWICK-WILSON</b>										
	<b>Lap</b>	<b>1</b>	<b>2</b>	<b>3</b>	<b>4</b>	<b>5</b>	<b>6</b>	<b>7</b>	<b>8</b>	<b>9</b>	<b>10</b>
	1	3:30.15	2:24.46	2:26.08	2:20.86	2:25.64					
<b>107</b>	<b>Nick HAYWARD-COOK</b>										
	<b>Lap</b>	<b>1</b>	<b>2</b>	<b>3</b>	<b>4</b>	<b>5</b>	<b>6</b>	<b>7</b>	<b>8</b>	<b>9</b>	<b>10</b>
	1	3:20.13	2:14.87	2:12.40	2:13.96	2:12.59					
<b>114</b>	<b>Heinz STAMM</b>										
	<b>Lap</b>	<b>1</b>	<b>2</b>	<b>3</b>	<b>4</b>	<b>5</b>	<b>6</b>	<b>7</b>	<b>8</b>	<b>9</b>	<b>10</b>
	1	3:42.90	2:04.23	2:06.96	2:05.67	2:03.75					
<b>118</b>	<b>Hugh APTHORP</b>										
	<b>Lap</b>	<b>1</b>	<b>2</b>	<b>3</b>	<b>4</b>	<b>5</b>	<b>6</b>	<b>7</b>	<b>8</b>	<b>9</b>	<b>10</b>
	1	3:08.51	2:30.60	2:27.87	2:17.60	2:16.47					

<b>120</b>	<b>Graeme WHITING</b>									
<b>Lap</b>	<b>1</b>	<b>2</b>	<b>3</b>	<b>4</b>	<b>5</b>	<b>6</b>	<b>7</b>	<b>8</b>	<b>9</b>	<b>10</b>
1	3:11.45	2:23.38	2:18.12	2:16.58	2:16.53					
<b>132</b>	<b>William TWELVETREES</b>									
<b>Lap</b>	<b>1</b>	<b>2</b>	<b>3</b>	<b>4</b>	<b>5</b>	<b>6</b>	<b>7</b>	<b>8</b>	<b>9</b>	<b>10</b>
1	2:46.54									
<b>134</b>	<b>Olivia MANN</b>									
<b>Lap</b>	<b>1</b>	<b>2</b>	<b>3</b>	<b>4</b>	<b>5</b>	<b>6</b>	<b>7</b>	<b>8</b>	<b>9</b>	<b>10</b>
1	3:00.03	2:44.01	2:39.22	2:32.57	2:34.99					
<b>137</b>	<b>Ian FYFE</b>									
<b>Lap</b>	<b>1</b>	<b>2</b>	<b>3</b>	<b>4</b>	<b>5</b>	<b>6</b>	<b>7</b>	<b>8</b>	<b>9</b>	<b>10</b>
1	2:26.04	2:23.27	2:27.42	2:27.03	2:28.00					
<b>138</b>	<b>Chris TOWNSEND</b>									
<b>Lap</b>	<b>1</b>	<b>2</b>	<b>3</b>	<b>4</b>	<b>5</b>	<b>6</b>	<b>7</b>	<b>8</b>	<b>9</b>	<b>10</b>
1	2:30.07	2:25.50	2:29.75	2:28.75	2:28.87					
<b>193</b>	<b>George PARKINSON</b>									
<b>Lap</b>	<b>1</b>	<b>2</b>	<b>3</b>	<b>4</b>	<b>5</b>	<b>6</b>	<b>7</b>	<b>8</b>	<b>9</b>	<b>10</b>
1	3:29.71	2:15.60	2:27.57	2:19.35	2:20.00					
<b>198</b>	<b>Sam MORTON</b>									
<b>Lap</b>	<b>1</b>	<b>2</b>	<b>3</b>	<b>4</b>	<b>5</b>	<b>6</b>	<b>7</b>	<b>8</b>	<b>9</b>	<b>10</b>
1	2:58.95	2:30.85	2:49.55							
<b>201</b>	<b>Christian PEDERSEN</b>									
<b>Lap</b>	<b>1</b>	<b>2</b>	<b>3</b>	<b>4</b>	<b>5</b>	<b>6</b>	<b>7</b>	<b>8</b>	<b>9</b>	<b>10</b>
1	2:06.37	2:08.43	2:06.50	2:08.69	2:08.52					
<b>220</b>	<b>Anthony SEBER</b>									
<b>Lap</b>	<b>1</b>	<b>2</b>	<b>3</b>	<b>4</b>	<b>5</b>	<b>6</b>	<b>7</b>	<b>8</b>	<b>9</b>	<b>10</b>
1	4:01.24	2:08.87	2:10.03	2:09.76	2:23.22					
<b>731</b>	<b>Steph WILTON</b>									
<b>Lap</b>	<b>1</b>	<b>2</b>	<b>3</b>	<b>4</b>	<b>5</b>	<b>6</b>	<b>7</b>	<b>8</b>	<b>9</b>	<b>10</b>
1	2:45.26	2:35.61	2:35.37	2:32.07	2:31.18					



# Lap Chart

## ALLCOMERS HANDICAP RACE - RACE 4

Lap 1		Lap 2		Lap 3		Lap 4		Lap 5		Lap 6		Lap 7		Lap 8		Lap 9		Lap 10	
No	Time	No	Time	No	Time	No	Time	No	Time	No	Time	No	Time	No	Time	No	Time	No	Time
137	2:26.04	137	4:49.31	137	7:16.73	137	9:43.76	114	12:03.51										
138	2:30.07	138	4:55.57	138	7:25.32	138	9:54.07	48	12:06.24										
731	2:45.26	201	5:02.81 *1	11	7:46.41	72	9:59.23	72	12:07.84										
132	2:46.54	731	5:20.87	107	7:47.40	114	9:59.76	137	12:11.76										
198	2:58.95	198	5:29.80	62	7:50.27	11	10:00.09	11	12:12.31										
134	3:00.03	11	5:32.91	72	7:50.50	107	10:01.36	107	12:13.95										
5	3:03.81	120	5:34.83	120	7:52.95	62	10:02.67	62	12:15.62										
118	3:08.51	107	5:35.00	114	7:54.09	48	10:02.71	45	12:17.92										
120	3:11.45	62	5:37.16	731	7:56.24	120	10:09.53	59	12:20.21										
11	3:19.26	5	5:37.19	48	8:01.21	45	10:12.11	138	12:22.94										
107	3:20.13	72	5:38.76	5	8:06.02	59	10:15.47	85	12:24.77										
62	3:26.15	118	5:39.11	118	8:06.98	85	10:18.15	120	12:26.06										
72	3:28.14	134	5:44.04	45	8:06.98	101	10:23.44	101	12:33.41										
193	3:29.71	193	5:45.31	59	8:07.15	118	10:24.58	118	12:41.05										
104	3:30.15	114	5:47.13	101	8:08.69	731	10:28.31	193	12:52.23										
101	3:31.70	101	5:49.57	85	8:09.26	220	10:29.90	220	12:53.12										
114	3:42.90	48	5:54.47	193	8:12.88	193	10:32.23	731	12:59.49										
59	3:44.26	59	5:54.61	198	8:19.35	5	10:35.29	5	12:59.79										
85	3:46.14	104	5:54.61	220	8:20.14	104	10:41.55	104	13:07.19										
48	3:51.92	85	5:55.86	104	8:20.69	134	10:55.83	134	13:30.82										
45	3:53.16	45	5:56.15	134	8:23.26	201	11:26.43	201	13:34.95										
220	4:01.24	220	6:10.11	201	9:17.74														
		201	7:11.24																



## VINTAGE AND PRE-1966 RACING CARS

### RESULT - RACE 5

Pl	No	Cl	Name	Car	Year	Laps	Time	Behind	MPH	Best Lap on	MPH
1	77		Geraint OWEN	Kurtis 500 C	1954	12	21:48.43		65.34	1:47.91	7 66.02
2	94		Patrick BLAKENEY-EDWARDS	Frazer Nash Super Sports	1930	12	22:02.40	13.97	64.65	1:46.92	7 66.63
3	33		Frederick HARPER	Kurtis Indy Roadster	1957	12	22:32.45	44.02	63.21	1:51.29	8 64.02
4	60		Tom WATERFIELD	Cooper Norton Mk9	1955	12	22:47.72	59.29	62.51	1:53.07	11 63.01 *
5	79		Ian BAXTER	Alta 61 I.S. Single Seat	1937	12	23:26.53	1:38.10	60.78	1:55.10	12 61.90
6	15		Ben FIDLER	ERA AJM 1	1936	12	23:26.56	1:38.13	60.78	1:54.95	8 61.98
7	10		Martyn ASTLEY	Elva 100	1960	11	21:49.29	1 Lap	59.86	1:54.99	7 61.96
8	106		Harvey SYKES	Cooper T45	1958	11	23:19.59	1 Lap	55.99	1:58.87	2 59.93
<b>Not-Classified</b>											
	8		Malcolm COOK	Cooper T51	1959	11	22:08.76	NCF	58.98	1:55.80	9 61.52
	29		Matt RICKETTS	Cooper T41	1957	8	16:10.18	DNF	58.75	1:57.89	4 60.43

#### Fastest Lap

94	Patrick BLAKENEY-EDWARDS	Frazer Nash Super Sports	1930							1:46.92	7 66.63
----	--------------------------	--------------------------	------	--	--	--	--	--	--	---------	---------

\*\*\* = handicap winner

Start Time : 15:14

Donington Park

05 Jun 22 15:39

Clerk of Course:

Time Issued:

Chief Timekeeper: Anthony Smith

THESE RESULTS ARE PROVISIONAL UNTIL THE CONCLUSION OF ANY JUDICIAL AND TECHNICAL MATTERS

Timing by HS Sports Ltd - Results and Lap Times at [www.theresultslive.co.uk/vintage-sports-car-club](http://www.theresultslive.co.uk/vintage-sports-car-club)

# RACE GRID

## VINTAGE AND PRE-1966 RACING CARS

### RACE 5

ROW 8

ROW 7

ROW 6

ROW 5

ROW 4

ROW 3

ROW 2

ROW 1

**133** 02:03.450  
Duncan RICKETTS

**94** -  
Patrick BLAKENEY-EDW

**38** 01:53.390  
Tom THORNTON

**29** 01:57.640  
Matt RICKETTS

**106** 01:51.720  
Harvey SYKES

**10** 01:52.780  
Martyn ASTLEY

**79** 01:51.320  
Ian BAXTER

**31** 01:51.660  
Rob HUBBARD

**15** 01:50.090  
Ben FIDLER

**8** 01:51.010  
Malcolm COOK

**60** 01:48.200  
Tom WATERFIELD

**70** 01:48.870  
Gareth BURNETT

**77** 01:44.260  
Geraint OWEN

**33** 01:46.900  
Frederick HARPER

**POLE**

# VINTAGE AND PRE-1966 RACING CARS

## LAP TIMES - RACE 5

---

### 8 Malcolm COOK

Lap	1	2	3	4	5	6	7	8	9	10
1	2:00.59	1:57.43	1:59.98	1:55.89	1:56.56	1:56.32	2:00.87	1:55.93	1:55.80	2:24.34
11	2:05.50									

---

### 10 Martyn ASTLEY

Lap	1	2	3	4	5	6	7	8	9	10
1	2:05.04	1:58.08	2:00.03	1:58.70	1:58.29	1:56.80	1:54.99	1:58.01	1:57.99	1:59.75
11	2:01.61									

---

### 15 Ben FIDLER

Lap	1	2	3	4	5	6	7	8	9	10
1	2:02.34	1:57.84	1:59.12	1:56.72	1:58.48	1:55.96	1:56.56	1:54.95	1:56.20	1:56.58
11	1:56.54	1:55.27								

---

### 29 Matt RICKETTS

Lap	1	2	3	4	5	6	7	8	9	10
1	2:05.51	1:58.05	1:58.77	1:57.89	1:58.00	1:58.09	2:00.28	2:13.59		

---

### 33 Frederick HARPER

Lap	1	2	3	4	5	6	7	8	9	10
1	1:53.60	1:51.88	1:52.84	1:52.99	1:52.90	1:52.19	1:51.41	1:51.29	1:53.22	1:51.87
11	1:53.59	1:54.67								

---

### 60 Tom WATERFIELD

Lap	1	2	3	4	5	6	7	8	9	10
1	1:55.96	1:55.15	1:53.53	1:54.02	1:53.41	1:53.63	1:53.73	1:53.61	1:54.01	1:54.41
11	1:53.07	1:53.19								

---

### 77 Geraint OWEN

Lap	1	2	3	4	5	6	7	8	9	10
1	1:50.30	1:48.07	1:49.70	1:50.00	1:49.15	1:48.17	1:47.91	1:48.11	1:49.23	1:48.90
11	1:50.51	1:48.38								

---

### 79 Ian BAXTER

Lap	1	2	3	4	5	6	7	8	9	10
1	2:03.42	1:56.89	1:59.66	1:57.28	1:57.54	1:55.97	1:56.87	1:56.21	1:55.62	1:55.80
11	1:56.17	1:55.10								

---

### 94 Patrick BLAKENEY-EDWARDS

Lap	1	2	3	4	5	6	7	8	9	10
1	1:58.14	1:49.26	1:48.90	1:47.97	1:47.29	1:47.45	1:46.92	1:51.81	1:51.02	1:51.02
11	1:52.10	1:50.52								

---

### 106 Harvey SYKES

Lap	1	2	3	4	5	6	7	8	9	10
1	1:58.09	1:58.87	2:39.51	2:03.36	2:03.14	2:06.50	2:05.07	2:05.17	2:06.26	2:05.27
11	2:08.35									

# Lap Chart

## VINTAGE AND PRE-1966 RACING CARS - RACE 5

Lap 1		Lap 2		Lap 3		Lap 4		Lap 5		Lap 6		Lap 7		Lap 8		Lap 9		Lap 10	
No	Time	No	Time	No	Time	No	Time	No	Time	No	Time	No	Time	No	Time	No	Time	No	Time
77	1:50.30	77	3:38.37	77	5:28.07	77	7:18.07	77	9:07.22	77	10:55.39	77	12:43.30	77	14:31.41	77	16:20.64	77	18:09.54
33	1:53.60	33	3:45.48	94	5:36.30	94	7:24.27	94	9:11.56	94	10:59.01	94	12:45.93	94	14:37.74	94	16:28.76	94	18:19.78
60	1:55.96	94	3:47.40	33	5:38.32	33	7:31.31	33	9:24.21	33	11:16.40	106	12:49.47 *1	106	14:54.54 *1	33	16:52.32	33	18:44.19
106	1:58.09	60	3:51.11	60	5:44.64	60	7:38.66	60	9:32.07	60	11:25.70	33	13:07.81	33	14:59.10	106	16:59.71 *1	60	19:01.46
94	1:58.14	106	3:56.96	8	5:58.00	8	7:53.85	8	9:50.30	8	11:46.44	60	13:19.43	60	15:13.04	60	17:07.05	106	19:05.97 *1
8	2:00.59	8	3:58.02	15	5:59.30	15	7:56.02	15	9:54.50	15	11:50.46	15	13:47.02	15	15:41.97	15	17:38.17	15	19:34.75
15	2:02.34	15	4:00.18	79	5:59.97	79	7:57.25	79	9:54.79	79	11:50.76	8	13:47.30	8	15:43.16	8	17:38.96	79	19:35.26
79	2:03.42	79	4:00.31	29	6:02.33	29	8:00.22	29	9:58.22	29	11:56.31	79	13:47.63	79	15:43.84	79	17:39.46	10	19:47.68
10	2:05.04	10	4:03.12	10	6:03.15	10	8:01.85	10	10:00.14	10	11:56.94	10	13:51.93	10	15:49.94	10	17:47.93		
29	2:05.51	29	4:03.56	106	6:36.47	106	8:39.83	106	10:42.97			29	13:56.59	29	16:10.18				

# Lap Chart

## VINTAGE AND PRE-1966 RACING CARS - RACE 5

Lap 11		Lap 12		Lap 13		Lap 14		Lap 15		Lap 16		Lap 17		Lap 18		Lap 19		Lap 20	
No	Time	No	Time	No	Time	No	Time	No	Time	No	Time	No	Time	No	Time	No	Time	No	Time
77	20:00.05	77	21:48.43																
8	20:03.26 *1	10	21:49.29 *1																
94	20:11.88	94	22:02.40																
33	20:37.78	8	22:08.76 *1																
60	20:54.53	33	22:32.45																
106	21:11.24 *1	60	22:47.72																
15	21:31.29	106	23:19.59 *1																
79	21:31.43	79	23:26.53																
		15	23:26.56																



## ALLCOMERS HANDICAP RACE

### RESULT - RACE 6

Pl	No	Cl	Name	Car	Year	Laps	Time	Behind	MPH	Best Lap on	MPH
1	151		Dougal CAWLEY	Delage Dis	1924	5	11:18.94		47.98	2:29.63	3 47.61
2	139		Roland WOODTLI	Riley 15/6 Special	1935	5	11:33.05	14.11	54.55	2:13.25	3 53.47
3	27		Mark HAYWARD	Alvis FD 12/75 Fwd	1928	5	11:43.98	25.04	52.46	2:15.48	5 52.59
4	180		Mark ROSTEN-EDWARDS	GN 11.9 Annie	1924	5	11:45.47	26.53	52.35	2:15.36	4 52.63
5	191		Charles GOLDSPINK	Frazer Nash Acedes	1927	5	11:45.90	26.96	56.46	1:59.99	5 59.37
6	55		Duncan POTTER	MG Montlhery Midget	1931	5	11:54.52	35.58	56.59	2:04.80	2 57.09
7	11		James MILES	Austin 7 Special	1936	5	11:58.12	39.18	55.39	2:09.75	2 54.91
8	120		Graeme WHITING	Railton 8 Special	1935	5	12:21.79	1:02.85	51.87	2:17.34	5 51.87
9	131		Francesca WILTON	Austin S/S	1935	5	12:32.30	1:13.36	48.98	2:26.42	3 48.66
10	118		Hugh APHORP	Bentley 4.5 Litre	1930	5	12:36.57	1:17.63	50.77	2:19.40	2 51.11
11	115		Andrew BAKER	Riley Brooklands	1930	5	12:36.93	1:17.99	50.75	2:19.56	2 51.05
12	36		Michael JAMES	Riley 12/4 TT Sprite Rep	1935	5	12:44.54	1:25.60	59.00	2:00.82	5 58.97
13	137		Ian FYFE	Alvis 12/70 Special	1937	5	12:54.29	1:35.35	46.91	2:30.18	5 47.44
14	148		Jonathan LUPTON	Aston Martin Team Car	1930	5	13:00.79	1:41.85	45.62	2:35.89	5 45.70
15	95		Charles MAEERS	Vauxhall 30-98 Velox	1924	5	13:11.42	1:52.48	46.78	2:27.59	2 48.27
16	130		William COLLEDGE	Wolseley Hornet Special	1934	5	13:27.38	2:08.44	45.53	2:33.57	3 46.39

#### Not-Classified

134	Olivia MANN	Austin 7 Nippy	1931/36	4	10:48.37	DNF	45.72	2:31.19	2 47.12
-----	-------------	----------------	---------	---	----------	-----	-------	---------	---------

#### Fastest Lap

191	Charles GOLDSPINK	Frazer Nash Acedes	1927					1:59.99	5 59.37
-----	-------------------	--------------------	------	--	--	--	--	---------	---------

Start Time : 15:49

Donington Park

05 Jun 22 16:20

Clerk of Course:

Time Issued:

Chief Timekeeper: Anthony Smith

THESE RESULTS ARE PROVISIONAL UNTIL THE CONCLUSION OF ANY JUDICIAL AND TECHNICAL MATTERS

Timing by HS Sports Ltd - Results and Lap Times at [www.theresultslive.co.uk/vintage-sports-car-club](http://www.theresultslive.co.uk/vintage-sports-car-club)

# RACE NUMBER 6: 5 LAPS

Drop Number	Grid Row	Cars are shown with their number of credit laps ie how many laps they will start with.			Secs
<b>8</b>	12		55 <input type="text"/>	151 <input type="text" value="1"/>	<b>1.25</b>
<b>7</b>	11	91 <input type="text"/>		11 <input type="text"/>	<b>1.15</b>
<b>6</b>	10		115 <input type="text"/>	<input type="text"/>	<b>0.55</b>
	9	118 <input type="text"/>		120 <input type="text"/>	
<b>5</b>	8		139 <input type="text"/>	<input type="text"/>	<b>0.40</b>
	7	20 <input type="text" value="-1"/>		36 <input type="text" value="-1"/>	
<b>4</b>	6		98 <input type="text"/>	95 <input type="text"/>	<b>0.30</b>
<b>3</b>	5	130 <input type="text"/>		131 <input type="text"/>	<b>0.25</b>
	4		135 <input type="text"/>	180 <input type="text"/>	
	3	27 <input type="text"/>		134 <input type="text"/>	
<b>2</b>	2		137 <input type="text"/>	<input type="text"/>	<b>0.15</b>
<b>1</b>	1	148 <input type="text"/>		<input type="text"/>	<b>0.00</b>

## Front Of Grid

Issue No 1

Car 151 will race for 4 Laps, Cars 20 & 36 will race for 6 Laps

Signed

Handicapper

CoC

Issued at

05 Jun 2022 12:37



# ALLCOMERS HANDICAP RACE

## LAP TIMES - RACE 6

<b>11</b>	<b>James MILES</b>										
	<b>Lap</b>	<b>1</b>	<b>2</b>	<b>3</b>	<b>4</b>	<b>5</b>	<b>6</b>	<b>7</b>	<b>8</b>	<b>9</b>	<b>10</b>
	1	3:15.32	2:09.75	2:12.00	2:10.83	2:10.22					
<b>27</b>	<b>Mark HAYWARD</b>										
	<b>Lap</b>	<b>1</b>	<b>2</b>	<b>3</b>	<b>4</b>	<b>5</b>	<b>6</b>	<b>7</b>	<b>8</b>	<b>9</b>	<b>10</b>
	1	2:32.26	2:19.18	2:18.80	2:18.26	2:15.48					
<b>36</b>	<b>Michael JAMES</b>										
	<b>Lap</b>	<b>1</b>	<b>2</b>	<b>3</b>	<b>4</b>	<b>5</b>	<b>6</b>	<b>7</b>	<b>8</b>	<b>9</b>	<b>10</b>
	1	2:03.85	2:00.89	2:00.93	2:00.82	2:01.69					
<b>55</b>	<b>Duncan POTTER</b>										
	<b>Lap</b>	<b>1</b>	<b>2</b>	<b>3</b>	<b>4</b>	<b>5</b>	<b>6</b>	<b>7</b>	<b>8</b>	<b>9</b>	<b>10</b>
	1	3:21.38	2:04.80	2:14.42	2:07.59	2:06.33					
<b>95</b>	<b>Charles MAEERS</b>										
	<b>Lap</b>	<b>1</b>	<b>2</b>	<b>3</b>	<b>4</b>	<b>5</b>	<b>6</b>	<b>7</b>	<b>8</b>	<b>9</b>	<b>10</b>
	1	2:51.57	2:27.59	2:29.59	2:43.21	2:39.46					
<b>115</b>	<b>Andrew BAKER</b>										
	<b>Lap</b>	<b>1</b>	<b>2</b>	<b>3</b>	<b>4</b>	<b>5</b>	<b>6</b>	<b>7</b>	<b>8</b>	<b>9</b>	<b>10</b>
	1	3:06.24	2:19.56	2:23.65	2:25.81	2:21.67					
<b>118</b>	<b>Hugh APHORP</b>										
	<b>Lap</b>	<b>1</b>	<b>2</b>	<b>3</b>	<b>4</b>	<b>5</b>	<b>6</b>	<b>7</b>	<b>8</b>	<b>9</b>	<b>10</b>
	1	3:03.55	2:19.40	2:24.73	2:27.28	2:21.61					
<b>120</b>	<b>Graeme WHITING</b>										
	<b>Lap</b>	<b>1</b>	<b>2</b>	<b>3</b>	<b>4</b>	<b>5</b>	<b>6</b>	<b>7</b>	<b>8</b>	<b>9</b>	<b>10</b>
	1	3:02.74	2:18.32	2:24.73	2:18.66	2:17.34					
<b>130</b>	<b>William COLLEDGE</b>										
	<b>Lap</b>	<b>1</b>	<b>2</b>	<b>3</b>	<b>4</b>	<b>5</b>	<b>6</b>	<b>7</b>	<b>8</b>	<b>9</b>	<b>10</b>
	1	3:02.52	2:38.24	2:33.57	2:36.15	2:36.90					
<b>131</b>	<b>Francesca WILTON</b>										
	<b>Lap</b>	<b>1</b>	<b>2</b>	<b>3</b>	<b>4</b>	<b>5</b>	<b>6</b>	<b>7</b>	<b>8</b>	<b>9</b>	<b>10</b>
	1	2:41.43	2:26.80	2:26.42	2:28.03	2:29.62					
<b>134</b>	<b>Olivia MANN</b>										
	<b>Lap</b>	<b>1</b>	<b>2</b>	<b>3</b>	<b>4</b>	<b>5</b>	<b>6</b>	<b>7</b>	<b>8</b>	<b>9</b>	<b>10</b>
	1	2:38.88	2:31.19	2:34.73	3:03.57						
<b>137</b>	<b>Ian FYFE</b>										
	<b>Lap</b>	<b>1</b>	<b>2</b>	<b>3</b>	<b>4</b>	<b>5</b>	<b>6</b>	<b>7</b>	<b>8</b>	<b>9</b>	<b>10</b>
	1	2:36.25	2:31.68	2:35.85	2:40.33	2:30.18					
<b>139</b>	<b>Roland WOODTLI</b>										
	<b>Lap</b>	<b>1</b>	<b>2</b>	<b>3</b>	<b>4</b>	<b>5</b>	<b>6</b>	<b>7</b>	<b>8</b>	<b>9</b>	<b>10</b>
	1	2:35.69	2:13.68	2:13.25	2:13.90	2:16.53					

---

**148 Jonathan LUPTON**

Lap	1	2	3	4	5	6	7	8	9	10
1	2:24.33	2:38.16	2:39.02	2:43.39	2:35.89					

---

**151 Dougal CAWLEY**

Lap	1	2	3	4	5	6	7	8	9	10
1		3:48.79	2:30.33	2:29.63	2:30.19					

---

**180 Mark ROSTEN-EDWARDS**

Lap	1	2	3	4	5	6	7	8	9	10
1	2:37.58	2:19.13	2:17.70	2:15.36	2:15.70					

---

**191 Charles GOLDSPINK**

Lap	1	2	3	4	5	6	7	8	9	10
1	3:15.96	2:09.53	2:13.59	2:06.83	1:59.99					

# Lap Chart

## ALLCOMERS HANDICAP RACE - RACE 6

Lap 1		Lap 2		Lap 3		Lap 4		Lap 5		Lap 6		Lap 7		Lap 8		Lap 9		Lap 10	
No	Time	No	Time	No	Time	No	Time	No	Time	No	Time	No	Time	No	Time	No	Time	No	Time
148	2:24.33	151	3:48.79	151	6:19.12	151	8:48.75	151	11:18.94										
27	2:32.26	36	4:40.21 *1	36	6:41.10 *1	139	9:16.52	139	11:33.05										
139	2:35.69	139	4:49.37	139	7:02.62	27	9:28.50	27	11:43.98										
137	2:36.25	27	4:51.44	27	7:10.24	180	9:29.77	180	11:45.47										
180	2:37.58	180	4:56.71	180	7:14.41	191	9:45.91	191	11:45.90										
134	2:38.88	148	5:02.49	131	7:34.65	11	9:47.90	55	11:54.52										
131	2:41.43	137	5:07.93	11	7:37.07	55	9:48.19	11	11:58.12										
95	2:51.57	131	5:08.23	191	7:39.08	131	10:02.68	120	12:21.79										
130	3:02.52	134	5:10.07	55	7:40.60	120	10:04.45	131	12:32.30										
120	3:02.74	95	5:19.16	148	7:41.51	118	10:14.96	118	12:36.57										
118	3:03.55	120	5:21.06	137	7:43.78	115	10:15.26	115	12:36.93										
115	3:06.24	118	5:22.95	134	7:44.80	137	10:24.11	36	12:44.54										
11	3:15.32	11	5:25.07	120	7:45.79	148	10:24.90	137	12:54.29										
191	3:15.96	191	5:25.49	118	7:47.68	95	10:31.96	148	13:00.79										
55	3:21.38	115	5:25.80	95	7:48.75	36	10:42.85	95	13:11.42										
		55	5:26.18	115	7:49.45	134	10:48.37	130	13:27.38										
		130	5:40.76	130	8:14.33	130	10:50.48												
				36	8:42.03														



## CLASSIC & MODERN MOTORSPORT CLUB CLASSIC

### RESULT - RACE 7

Pl	No	Cl	Name	Car	Laps	Time	Behind	MPH	Best Lap on	MPH
1	25	H	Rob NEWALL	Jaguar MK1	16	30:10.72		62.95	1:49.96	11 64.79
2	72	A	David MOORHOUSE	Austin Mini	16	31:28.84	1:18.12	60.35	1:53.26	2 62.90
3	57	D	Alan CHARLTON	Triumph TR6	16	32:08.34	1:57.62	59.11	1:54.84	14 62.04
4	17	B	Gary THOMAS	Lotus Seven	15	30:11.53	1 Lap	58.99	1:55.93	15 61.45
5	65	B	Geoff TURRAL	Alfa Romeo	15	31:00.68	1 Lap	57.43	1:59.58	11 59.58
6	12	B	Louis FRANKEL	Alfa Romeo	15	31:02.35	1 Lap	57.38	2:01.40	2 58.69
7	678	C	Martin STOWE	TVR Grantora MK3	15	31:05.66	1 Lap	57.28	2:00.21	3 59.27
8	22	A	Richard FRANKEL	Alfa Romeo	15	31:21.06	1 Lap	56.81	2:02.01	11 58.39
9	5	I	Chris TOWNSEND	Bentley MK VI	14	31:29.35	2 Laps	52.79	2:08.29	3 55.53

#### Fastest Lap

72	A	David MOORHOUSE	Austin Mini	1:53.26	2	62.90
17	B	Gary THOMAS	Lotus Seven	1:55.93	15	61.45
678	C	Martin STOWE	TVR Grantora MK3	2:00.21	3	59.27
57	D	Alan CHARLTON	Triumph TR6	1:54.84	14	62.04
25	H	Rob NEWALL	Jaguar MK1	1:49.96	11	64.79
5	I	Chris TOWNSEND	Bentley MK VI	2:08.29	3	55.53

Start Time : 16:12

Donington Park

05 Jun 22 16:46


Clerk of Course:

Time Issued:


Chief Timekeeper: Anthony Smith

THESE RESULTS ARE PROVISIONAL UNTIL THE CONCLUSION OF ANY JUDICIAL AND TECHNICAL MATTERS

Timing by HS Sports Ltd - Results and Lap Times at [www.theresultslive.co.uk/vintage-sports-car-club](http://www.theresultslive.co.uk/vintage-sports-car-club)




# RACE GRID



## CLASSIC & MODERN MOTORSPORT CLUB CLASSIC

### RACE 7

ROW 4	<b>22</b> 02:04.710 Richard FRANKEL	<b>5</b> 02:05.930 Chris TOWNSEND
ROW 3	<b>12</b> 01:57.830 Louis FRANKEL	<b>678</b> 01:59.490 Martin STOWE
ROW 2	<b>17</b> 01:53.550 Gary THOMAS	<b>57</b> 01:56.400 Alan CHARLTON
ROW 1	<b>25</b> 01:49.070 Rob NEWALL	<b>72</b> 01:50.870 David MOORHOUSE
<b>POLE</b>		
		

# CLASSIC & MODERN MOTORSPORT CLUB CLASSIC

## LAP TIMES - RACE 7

---

**5 Chris TOWNSEND**

Lap	1	2	3	4	5	6	7	8	9	10
1	2:20.22	2:08.94	2:08.29	2:09.70	2:09.19	2:28.65	2:14.32	2:19.14	2:16.96	2:15.99
11	2:15.70	2:15.23	2:14.82	2:12.20						

---

**12 Louis FRANKEL**

Lap	1	2	3	4	5	6	7	8	9	10
1	2:12.32	2:01.40	2:02.33	2:02.87	2:03.21	2:03.50	2:05.79	2:03.25	2:01.78	2:03.41
11	2:04.60	2:04.27	2:04.81	2:04.80	2:04.01					

---

**17 Gary THOMAS**

Lap	1	2	3	4	5	6	7	8	9	10
1	2:06.58	2:04.82	2:01.98	2:02.14	2:00.55	2:03.70	2:01.84	2:01.72	1:59.12	2:00.01
11	1:59.70	1:59.26	1:56.22	1:57.96	1:55.93					

---

**22 Richard FRANKEL**

Lap	1	2	3	4	5	6	7	8	9	10
1	2:12.27	2:04.96	2:05.31	2:03.09	2:05.56	2:05.40	2:03.12	2:04.33	2:03.24	2:09.64
11	2:02.01	2:03.75	2:05.23	2:06.08	2:07.07					

---

**25 Rob NEWALL**

Lap	1	2	3	4	5	6	7	8	9	10
1	1:58.54	1:53.44	1:52.72	1:53.20	1:53.19	1:53.43	1:52.94	1:52.54	1:52.81	1:51.50
11	1:49.96	1:53.04	1:53.01	1:53.80	1:56.08	1:50.52				

---

**57 Alan CHARLTON**

Lap	1	2	3	4	5	6	7	8	9	10
1	2:07.44	2:00.02	1:59.36	1:58.67	1:59.89	2:00.79	2:00.33	1:58.98	2:02.62	2:01.86
11	2:01.62	2:03.62	1:58.93	1:54.84	1:58.45	2:00.92				

---

**65 Geoff TURRAL**

Lap	1	2	3	4	5	6	7	8	9	10
1	2:17.41	2:04.18	2:03.60	2:02.65	2:04.20	2:05.28	2:03.79	2:03.63	2:02.99	2:03.30
11	1:59.58	1:59.60	2:04.25	2:01.06	2:05.16					

---

**72 David MOORHOUSE**

Lap	1	2	3	4	5	6	7	8	9	10
1	2:03.36	1:53.26	1:54.58	1:56.36	1:58.83	1:59.10	1:57.03	1:56.28	2:14.57	1:56.60
11	1:56.31	1:56.46	1:56.55	1:57.35	1:55.28	1:56.92				

---

**678 Martin STOWE**

Lap	1	2	3	4	5	6	7	8	9	10
1	2:09.51	2:02.30	2:00.21	2:00.56	2:02.35	2:03.22	2:02.41	2:04.16	2:01.86	2:01.86
11	2:04.49	2:06.76	2:03.36	2:04.62	2:17.99					

# Lap Chart

## CLASSIC & MODERN MOTORSPORT CLUB CLASSIC - RACE 7

Lap 1		Lap 2		Lap 3		Lap 4		Lap 5		Lap 6		Lap 7		Lap 8		Lap 9		Lap 10	
No	Time	No	Time	No	Time	No	Time	No	Time	No	Time	No	Time	No	Time	No	Time	No	Time
25	1:58.54	25	3:51.98	25	5:44.70	25	7:37.90	25	9:31.09	25	11:24.52	25	13:17.46	25	15:10.00	25	17:02.81	25	18:54.31
72	2:03.36	72	3:56.62	72	5:51.20	72	7:47.56	72	9:46.39	72	11:45.49	5	13:24.99 *1	72	15:38.80	72	17:53.37	72	19:49.97
17	2:06.58	57	4:07.46	57	6:06.82	57	8:05.49	57	10:05.38	57	12:06.17	72	13:42.52	5	15:39.31 *1	5	17:58.45 *1	57	20:09.96
57	2:07.44	17	4:11.40	678	6:12.02	678	8:12.58	678	10:14.93	678	12:18.15	57	14:06.50	57	16:05.48	57	18:08.10	5	20:15.41 *1
678	2:09.51	678	4:11.81	17	6:13.38	17	8:15.52	17	10:16.07	17	12:19.77	678	14:20.56	17	16:23.33	17	18:22.45	17	20:22.46
22	2:12.27	12	4:13.72	12	6:16.05	12	8:18.92	12	10:22.13	12	12:25.63	17	14:21.61	678	16:24.72	678	18:26.58	678	20:28.44
12	2:12.32	22	4:17.23	22	6:22.54	22	8:25.63	22	10:31.19	22	12:36.59	12	14:31.42	12	16:34.67	12	18:36.45	12	20:39.86
65	2:17.41	65	4:21.59	65	6:25.19	65	8:27.84	65	10:32.04	65	12:37.32	22	14:39.71	22	16:44.04	22	18:47.28		
5	2:20.22	5	4:29.16	5	6:37.45	5	8:47.15	5	10:56.34			65	14:41.11	65	16:44.74	65	18:47.73		

# Lap Chart

## CLASSIC & MODERN MOTORSPORT CLUB CLASSIC - RACE 7

Lap 11		Lap 12		Lap 13		Lap 14		Lap 15		Lap 16		Lap 17		Lap 18		Lap 19		Lap 20	
No	Time	No	Time	No	Time	No	Time	No	Time	No	Time	No	Time	No	Time	No	Time	No	Time
25	20:44.27	25	22:37.31	25	24:30.32	25	26:24.12	25	28:20.20	25	30:10.72								
65	20:51.03 *1	12	22:44.46 *1	678	24:39.69 *1	678	26:43.05 *1	678	28:47.67 *1	17	30:11.53 *1								
22	20:56.92 *1	65	22:50.61 *1	5	24:47.10 *2	12	26:53.54 *1	65	28:55.52 *1	65	31:00.68 *1								
72	21:46.28	22	22:58.93 *1	12	24:48.73 *1	65	26:54.46 *1	12	28:58.34 *1	12	31:02.35 *1								
57	22:11.58	72	23:42.74	65	24:50.21 *1	5	27:02.33 *2	22	29:13.99 *1	678	31:05.66 *1								
17	22:22.16	57	24:15.20	22	25:02.68 *1	22	27:07.91 *1	5	29:17.15 *2	22	31:21.06 *1								
5	22:31.40 *1	17	24:21.42	72	25:39.29	72	27:36.64	72	29:31.92	72	31:28.84								
678	22:32.93			57	26:14.13	57	28:08.97	57	30:07.42	5	31:29.35 *2								
				17	26:17.64	17	28:15.60			57	32:08.34								





## JOHN HOLLAND TROPHY ALLCOMERS SCRATCH RACE

### RESULT - RACE 8

Pl	No	Cl	Name	Car	Year	Laps	Time	Behind	MPH	Best Lap on	MPH
1	19		Sandford ANDREWS	Morgan Aero 2Str	1926	5	8:57.91		66.22	1:44.88	4 67.93
2	252		Tom WATERFIELD	Frazer Nash Super Sports	1929	5	9:03.09	5.18	65.59	1:47.32	4 66.38
3	94		Patrick BLAKENEY-EDWARDS	Frazer Nash Super Sports	1930	5	9:09.03	11.12	64.88	1:46.80	3 66.71
4	69		Dougal CAWLEY	GN/Ford Piglet	1929	5	9:27.46	29.55	62.77	1:52.20	5 63.50 *
5	79		Ian BAXTER	Alta 61 I.S. Single Seat	1937	5	9:33.64	35.73	62.10	1:50.98	2 64.20
6	25		Tom WALKER	Amilcar Hispano Special	1930	5	9:37.16	39.25	61.72	1:51.80	4 63.72
7	43		Mike WRIGLEY	Bugatti T35B	1928	5	9:50.24	52.33	60.35	1:54.41	5 62.27
8	54		David WYLIE	Frazer Nash AC	1928	5	9:51.71	53.80	60.20	1:54.35	5 62.30
9	39		Bo WILLIAMS	Bugatti T35B	1926/27	5	9:55.91	58.00	59.78	1:55.32	4 61.78
10	41		Mark BRETT	Ballamy-Ford (LMB) V8 Spl	1937	5	9:56.60	58.69	59.71	1:56.07	4 61.38
11	36		Michael JAMES	Riley 12/4 TT Sprite Rep	1935	5	10:03.32	1:05.41	59.04	1:57.93	3 60.41
12	192		Steven SMITH	Morris Minor	1929	5	10:03.96	1:06.05	58.98	1:56.51	3 61.15
13	56		Jo BLAKENEY-EDWARDS	Frazer Nash Super Sports	1929	5	10:09.23	1:11.32	58.47	1:56.53	4 61.14
14	29		Duncan RICKETTS	Cooper T41	1957	5	10:12.39	1:14.48	58.17	1:56.75	4 61.02
15	105		Angus FROST	Morgan Super Aero	1929	5	10:22.87	1:24.96	57.19	2:02.10	2 58.35
16	122		Mark ELDER	Austin Sports Special	1931	5	10:24.74	1:26.83	57.02	2:01.42	4 58.68
17	82		Matthew MOORE	Austin 7 Ulster	1930	5	10:25.08	1:27.17	56.99	2:01.38	4 58.70
18	35		Chris HUDSON	Bugatti T35B	1925	5	10:26.66	1:28.75	56.84	2:01.93	3 58.43
19	16		Ollie LESTON	Austin 7 Special	1930/34	5	10:28.34	1:30.43	56.69	2:00.82	4 58.97
20	66		Hughie WALKER	GN Thunderbug	1922/08	5	10:33.33	1:35.42	56.25	2:03.37	3 57.75
21	91		David GOLDSPINK	Frazer Nash Acedes	1927	5	10:42.50	1:44.59	55.44	2:04.46	5 57.24
22	14		Barry FOSTER	MG Monthery	1931	4	9:17.75	1 Lap	51.09	2:15.06	3 52.75
23	3		Teifion SALISBURY	MG K3	1934	4	9:23.38	1 Lap	50.58	2:16.44	2 52.22
<b>Not-Classified</b>											
	53		Jeremy FLANN	Frazer Nash Super Sports	1926/29	4	8:23.94	DNF	56.55	1:54.79	4 62.06
	111		Robert MOORE	GN Special	1923/29	4	8:39.79	DNF	54.83	2:05.40	2 56.81

#### Fastest Lap

19 Sandford ANDREWS Morgan Aero 2Str 1926 1:44.88 4 67.93

RACE RED FLAGGED

\*\*\* = handicap winner

Start Time : 16:54

Donington Park

05 Jun 22 17:11

Clerk of Course:

Time Issued:

Chief Timekeeper: Anthony Smith

THESE RESULTS ARE PROVISIONAL UNTIL THE CONCLUSION OF ANY JUDICIAL AND TECHNICAL MATTERS

Timing by HS Sports Ltd - Results and Lap Times at [www.theresultslive.co.uk/vintage-sports-car-club](http://www.theresultslive.co.uk/vintage-sports-car-club)

# RACE GRID

## JOHN HOLLAND TROPHY ALLCOMERS SCRATCH RACE

### RACE 8 - AMENDMENT 3

ROW 16

ROW 15

ROW 14

ROW 13

ROW 12

ROW 11

ROW 10

ROW 9

ROW 8

ROW 7

ROW 6

ROW 5

ROW 4

ROW 3

ROW 2

ROW 1

**111** Robert MOORE

**29** Matt RICKETTS

**94** Patrick BLAKENEY-EDW

**91** David GOLDSPINK

**14** 02:07.430  
Barry FOSTER

**3** 02:15.780  
Teifion SALISBURY

**16** 02:07.020  
Ollie LESTON

**101** 02:07.390  
Ian BALMFORTH

**122** 02:01.860  
Mark ELDER

**35** 02:03.030  
Chris HUDSON

**66** 02:01.020  
Hughie WALKER

**114** 02:01.050  
Heinz STAMM

**82** 01:59.490  
Matthew MOORE

**105** 01:59.580  
Angus FROST

**49** 01:58.430  
Richard ILIFFE

**20** 01:59.200  
Rodney SEBER

**53** 01:57.340  
Jeremy FLANN

**56** 01:58.310  
Jo BLAKENEY-EDWARD

**41** 01:56.140  
Mark BRETT

**192** 01:56.720  
Steven SMITH

**43** 01:54.950  
Mike WRIGLEY

**39** 01:55.270  
Bo WILLIAMS

**54** 01:53.100  
David WYLIE

**201** 01:54.090  
Christian PEDERSEN

**79** 01:51.320  
Ian BAXTER

**36** 01:51.440  
Michael JAMES

**25** 01:50.130  
Tom WALKER

**69** 01:50.820  
Dougal CAWLEY

**19** 01:46.430  
Sandford ANDREWS

**252** 01:46.910  
Tom WATERFIELD

**POLE**

# JOHN HOLLAND TROPHY ALLCOMERS SCRATCH RACE

## LAP TIMES - RACE 8

<b>3</b>	<b>Teifion SALISBURY</b>										
	<b>Lap</b>	<b>1</b>	<b>2</b>	<b>3</b>	<b>4</b>	<b>5</b>	<b>6</b>	<b>7</b>	<b>8</b>	<b>9</b>	<b>10</b>
	1	2:30.51	2:16.44	2:18.26	2:18.17						
<b>14</b>	<b>Barry FOSTER</b>										
	<b>Lap</b>	<b>1</b>	<b>2</b>	<b>3</b>	<b>4</b>	<b>5</b>	<b>6</b>	<b>7</b>	<b>8</b>	<b>9</b>	<b>10</b>
	1	2:27.68	2:15.86	2:15.06	2:19.15						
<b>16</b>	<b>Ollie LESTON</b>										
	<b>Lap</b>	<b>1</b>	<b>2</b>	<b>3</b>	<b>4</b>	<b>5</b>	<b>6</b>	<b>7</b>	<b>8</b>	<b>9</b>	<b>10</b>
	1	2:16.68	2:03.06	2:02.14	2:00.82	2:05.64					
<b>19</b>	<b>Sandford ANDREWS</b>										
	<b>Lap</b>	<b>1</b>	<b>2</b>	<b>3</b>	<b>4</b>	<b>5</b>	<b>6</b>	<b>7</b>	<b>8</b>	<b>9</b>	<b>10</b>
	1	1:53.53	1:45.79	1:46.33	1:44.88	1:47.38					
<b>25</b>	<b>Tom WALKER</b>										
	<b>Lap</b>	<b>1</b>	<b>2</b>	<b>3</b>	<b>4</b>	<b>5</b>	<b>6</b>	<b>7</b>	<b>8</b>	<b>9</b>	<b>10</b>
	1	1:57.82	1:53.75	1:51.88	1:51.80	2:01.91					
<b>29</b>	<b>Duncan RICKETTS</b>										
	<b>Lap</b>	<b>1</b>	<b>2</b>	<b>3</b>	<b>4</b>	<b>5</b>	<b>6</b>	<b>7</b>	<b>8</b>	<b>9</b>	<b>10</b>
	1	2:11.40	1:58.08	1:57.32	1:56.75	2:08.84					
<b>35</b>	<b>Chris HUDSON</b>										
	<b>Lap</b>	<b>1</b>	<b>2</b>	<b>3</b>	<b>4</b>	<b>5</b>	<b>6</b>	<b>7</b>	<b>8</b>	<b>9</b>	<b>10</b>
	1	2:14.13	2:02.48	2:01.93	2:03.48	2:04.64					
<b>36</b>	<b>Michael JAMES</b>										
	<b>Lap</b>	<b>1</b>	<b>2</b>	<b>3</b>	<b>4</b>	<b>5</b>	<b>6</b>	<b>7</b>	<b>8</b>	<b>9</b>	<b>10</b>
	1	2:04.33	1:58.15	1:57.93	2:02.62	2:00.29					
<b>39</b>	<b>Bo WILLIAMS</b>										
	<b>Lap</b>	<b>1</b>	<b>2</b>	<b>3</b>	<b>4</b>	<b>5</b>	<b>6</b>	<b>7</b>	<b>8</b>	<b>9</b>	<b>10</b>
	1	2:06.18	1:57.63	1:58.38	1:55.32	1:58.40					
<b>41</b>	<b>Mark BRETT</b>										
	<b>Lap</b>	<b>1</b>	<b>2</b>	<b>3</b>	<b>4</b>	<b>5</b>	<b>6</b>	<b>7</b>	<b>8</b>	<b>9</b>	<b>10</b>
	1	2:07.60	1:57.71	1:58.20	1:56.07	1:57.02					
<b>43</b>	<b>Mike WRIGLEY</b>										
	<b>Lap</b>	<b>1</b>	<b>2</b>	<b>3</b>	<b>4</b>	<b>5</b>	<b>6</b>	<b>7</b>	<b>8</b>	<b>9</b>	<b>10</b>
	1	2:01.67	2:01.67	1:57.60	1:54.89	1:54.41					
<b>53</b>	<b>Jeremy FLANN</b>										
	<b>Lap</b>	<b>1</b>	<b>2</b>	<b>3</b>	<b>4</b>	<b>5</b>	<b>6</b>	<b>7</b>	<b>8</b>	<b>9</b>	<b>10</b>
	1	2:33.73	1:58.71	1:56.71	1:54.79						
<b>54</b>	<b>David WYLIE</b>										
	<b>Lap</b>	<b>1</b>	<b>2</b>	<b>3</b>	<b>4</b>	<b>5</b>	<b>6</b>	<b>7</b>	<b>8</b>	<b>9</b>	<b>10</b>
	1	2:03.15	2:00.31	1:58.02	1:55.88	1:54.35					

<b>56</b>	<b>Jo BLAKENEY-EDWARDS</b>									
<b>Lap</b>	<b>1</b>	<b>2</b>	<b>3</b>	<b>4</b>	<b>5</b>	<b>6</b>	<b>7</b>	<b>8</b>	<b>9</b>	<b>10</b>
1	2:09.08	1:59.02	2:01.81	1:56.53	2:02.79					
<b>66</b>	<b>Hughie WALKER</b>									
<b>Lap</b>	<b>1</b>	<b>2</b>	<b>3</b>	<b>4</b>	<b>5</b>	<b>6</b>	<b>7</b>	<b>8</b>	<b>9</b>	<b>10</b>
1	2:17.22	2:03.53	2:03.37	2:04.52	2:04.69					
<b>69</b>	<b>Dougal CAWLEY</b>									
<b>Lap</b>	<b>1</b>	<b>2</b>	<b>3</b>	<b>4</b>	<b>5</b>	<b>6</b>	<b>7</b>	<b>8</b>	<b>9</b>	<b>10</b>
1	1:56.87	1:52.61	1:52.52	1:53.26	1:52.20					
<b>79</b>	<b>Ian BAXTER</b>									
<b>Lap</b>	<b>1</b>	<b>2</b>	<b>3</b>	<b>4</b>	<b>5</b>	<b>6</b>	<b>7</b>	<b>8</b>	<b>9</b>	<b>10</b>
1	2:04.13	1:50.98	1:51.73	1:52.43	1:54.37					
<b>82</b>	<b>Matthew MOORE</b>									
<b>Lap</b>	<b>1</b>	<b>2</b>	<b>3</b>	<b>4</b>	<b>5</b>	<b>6</b>	<b>7</b>	<b>8</b>	<b>9</b>	<b>10</b>
1	2:15.45	2:01.93	2:02.20	2:01.38	2:04.12					
<b>91</b>	<b>David GOLDSPINK</b>									
<b>Lap</b>	<b>1</b>	<b>2</b>	<b>3</b>	<b>4</b>	<b>5</b>	<b>6</b>	<b>7</b>	<b>8</b>	<b>9</b>	<b>10</b>
1	2:19.37	2:05.29	2:06.97	2:06.41	2:04.46					
<b>94</b>	<b>Patrick BLAKENEY-EDWARDS</b>									
<b>Lap</b>	<b>1</b>	<b>2</b>	<b>3</b>	<b>4</b>	<b>5</b>	<b>6</b>	<b>7</b>	<b>8</b>	<b>9</b>	<b>10</b>
1	2:00.85	1:46.88	1:46.80	1:47.04	1:47.46					
<b>105</b>	<b>Angus FROST</b>									
<b>Lap</b>	<b>1</b>	<b>2</b>	<b>3</b>	<b>4</b>	<b>5</b>	<b>6</b>	<b>7</b>	<b>8</b>	<b>9</b>	<b>10</b>
1	2:11.97	2:02.10	2:02.58	2:03.21	2:03.01					
<b>111</b>	<b>Robert MOORE</b>									
<b>Lap</b>	<b>1</b>	<b>2</b>	<b>3</b>	<b>4</b>	<b>5</b>	<b>6</b>	<b>7</b>	<b>8</b>	<b>9</b>	<b>10</b>
1	2:20.71	2:05.40	2:06.45	2:07.23						
<b>122</b>	<b>Mark ELDER</b>									
<b>Lap</b>	<b>1</b>	<b>2</b>	<b>3</b>	<b>4</b>	<b>5</b>	<b>6</b>	<b>7</b>	<b>8</b>	<b>9</b>	<b>10</b>
1	2:14.34	2:04.74	2:02.16	2:01.42	2:02.08					
<b>192</b>	<b>Steven SMITH</b>									
<b>Lap</b>	<b>1</b>	<b>2</b>	<b>3</b>	<b>4</b>	<b>5</b>	<b>6</b>	<b>7</b>	<b>8</b>	<b>9</b>	<b>10</b>
1	2:02.83	2:08.50	1:56.51	1:56.89	1:59.23					
<b>252</b>	<b>Tom WATERFIELD</b>									
<b>Lap</b>	<b>1</b>	<b>2</b>	<b>3</b>	<b>4</b>	<b>5</b>	<b>6</b>	<b>7</b>	<b>8</b>	<b>9</b>	<b>10</b>
1	1:51.36	1:47.42	1:48.65	1:47.32	1:48.34					


# Lap Chart

## JOHN HOLLAND TROPHY ALLCOMERS SCRATCH RACE - RACE 8

Lap 1		Lap 2		Lap 3		Lap 4		Lap 5		Lap 6		Lap 7		Lap 8		Lap 9		Lap 10	
No	Time	No	Time	No	Time	No	Time	No	Time	No	Time	No	Time	No	Time	No	Time	No	Time
252	1:51.36	252	3:38.78	19	5:25.65	19	7:10.53	19	8:57.91										
19	1:53.53	19	3:39.32	252	5:27.43	252	7:14.75	252	9:03.09										
69	1:56.87	94	3:47.73	94	5:34.53	94	7:21.57	94	9:09.03										
25	1:57.82	69	3:49.48	69	5:42.00	25	7:35.25	14	9:17.75 *1										
94	2:00.85	25	3:51.57	25	5:43.45	69	7:35.26	3	9:23.38 *1										
43	2:01.67	79	3:55.11	79	5:46.84	79	7:39.27	69	9:27.46										
192	2:02.83	36	4:02.48	36	6:00.41	43	7:55.83	79	9:33.64										
54	2:03.15	43	4:03.34	43	6:00.94	54	7:57.36	25	9:37.16										
79	2:04.13	54	4:03.46	54	6:01.48	39	7:57.51	43	9:50.24										
36	2:04.33	39	4:03.81	39	6:02.19	41	7:59.58	54	9:51.71										
39	2:06.18	41	4:05.31	41	6:03.51	36	8:03.03	39	9:55.91										
41	2:07.60	56	4:08.10	29	6:06.80	29	8:03.55	41	9:56.60										
56	2:09.08	29	4:09.48	192	6:07.84	192	8:04.73	36	10:03.32										
29	2:11.40	192	4:11.33	56	6:09.91	56	8:06.44	192	10:03.96										
105	2:11.97	105	4:14.07	105	6:16.65	105	8:19.86	56	10:09.23										
35	2:14.13	35	4:16.61	35	6:18.54	82	8:20.96	29	10:12.39										
122	2:14.34	82	4:17.38	82	6:19.58	35	8:22.02	105	10:22.87										
82	2:15.45	122	4:19.08	122	6:21.24	122	8:22.66	122	10:24.74										
16	2:16.68	16	4:19.74	16	6:21.88	16	8:22.70	82	10:25.08										
66	2:17.22	66	4:20.75	66	6:24.12	53	8:23.94	35	10:26.66										
91	2:19.37	91	4:24.66	53	6:29.15	66	8:28.64	16	10:28.34										
111	2:20.71	111	4:26.11	91	6:31.63	91	8:38.04	66	10:33.33										
14	2:27.68	53	4:32.44	111	6:32.56	111	8:39.79	91	10:42.50										
3	2:30.51	14	4:43.54	14	6:58.60														
53	2:33.73	3	4:46.95	3	7:05.21														




# RACE GRID



## 500 OWNERS ASSOCIATION

### RACE 9 - AMENDED

ROW 6	<b>94</b> 02:40.380 Douglas McLAY	<b>3</b> - Andy RAYNOR
ROW 5	<b>33</b> 02:07.510 Jonathan MORRIS	<b>64</b> 02:08.650 Richard KELLY
ROW 4	<b>16</b> 02:05.420 Wright STUART	<b>92</b> 02:05.700 Richard FULLER
ROW 3	<b>53</b> 02:04.810 Simon DEDMAN	<b>36</b> 02:04.940 Kerry HORAN
ROW 2	<b>78</b> 01:58.490 Harry GEORGE PAINTER	<b>29</b> 02:00.130 Chris WILSON
ROW 1	<b>60</b> 01:48.200 Tom WATERFIELD	<b>99</b> 01:54.110 Alex WILSON
<b>POLE</b>		





## 500 OWNERS ASSOCIATION

### RESULT - RACE 9

Pl	No	Cl	Name	Car	Laps	Time	Behind	MPH	Best Lap on	MPH
1	60	P3	Tom WATERFIELD	Cooper-Norton MK 9	8	15:32.16		61.14	1:53.68	7 62.67
2	99	P3	Alex WILSON	Cooper MK10	8	15:40.78	8.62	60.58	1:54.42	6 62.27
3	78	P2	Harry GEORGE PAINTER	Cooper MK 7	8	15:44.17	12.01	60.37	1:54.60	5 62.17
4	29	P2	Chris WILSON	Mackson MS 001	8	17:14.89	1:42.73	55.07	2:05.37	2 56.83
5	64	P1	Richard KELLY	Cooper MK V	7	15:32.47	1 Lap	53.48	2:10.37	3 54.65
6	33	P2	Jonathan MORRIS	Waye 500	7	15:33.90	1 Lap	53.40	2:11.10	6 54.34
7	16	P3	Wright STUART	Cooper MK XI	7	15:34.97	1 Lap	53.34	2:11.37	2 54.23
8	53	P3	Simon DEDMAN	Cooper Mk 10	7	15:34.98	1 Lap	53.34	2:12.27	2 53.86
9	36	P2	Kerry HORAN	Trenberth Vincent	7	15:36.26	1 Lap	53.27	2:11.12	2 54.33
10	92	P3	Richard FULLER	Cooper MK 8	7	16:22.08	1 Lap	50.78	2:11.23	4 54.29
11	94	P3	Douglas McLAY	Cooper MK 8	7	18:08.22	1 Lap	45.83	2:30.20	0 47.43

#### Not-Classified

3	P3	Andy RAYNOR	Kieft CK54	4	9:08.26	DNF	51.98	2:11.10	4 54.34
---	----	-------------	------------	---	---------	-----	-------	---------	---------

#### Fastest Lap

64	P1	Richard KELLY	Cooper MK V					2:10.37	3 54.65
78	P2	Harry GEORGE PAINTER	Cooper MK 7					1:54.60	5 62.17
60	P3	Tom WATERFIELD	Cooper-Norton MK 9					1:53.68	7 62.67

Start Time : 17:19

Donington Park

05 Jun 22 17:45

Clerk of Course:

Time Issued:

Chief Timekeeper: Anthony Smith

THESE RESULTS ARE PROVISIONAL UNTIL THE CONCLUSION OF ANY JUDICIAL AND TECHNICAL MATTERS

Timing by HS Sports Ltd - Results and Lap Times at [www.theresultslive.co.uk/vintage-sports-car-club](http://www.theresultslive.co.uk/vintage-sports-car-club)

# 500 OWNERS ASSOCIATION

## LAP TIMES - RACE 9

<b>3</b>	<b>Andy RAYNOR</b>										
	<b>Lap</b>	<b>1</b>	<b>2</b>	<b>3</b>	<b>4</b>	<b>5</b>	<b>6</b>	<b>7</b>	<b>8</b>	<b>9</b>	<b>10</b>
	1	2:18.30	2:21.63	2:12.08	2:11.10						
<b>16</b>	<b>Wright STUART</b>										
	<b>Lap</b>	<b>1</b>	<b>2</b>	<b>3</b>	<b>4</b>	<b>5</b>	<b>6</b>	<b>7</b>	<b>8</b>	<b>9</b>	<b>10</b>
	1		2:11.37	2:12.08	2:13.69	2:12.28	2:13.60	2:14.95			
<b>29</b>	<b>Chris WILSON</b>										
	<b>Lap</b>	<b>1</b>	<b>2</b>	<b>3</b>	<b>4</b>	<b>5</b>	<b>6</b>	<b>7</b>	<b>8</b>	<b>9</b>	<b>10</b>
	1	2:05.17	2:05.37	2:09.25	2:09.00	2:09.29	2:11.01	2:12.45	2:12.07		
<b>33</b>	<b>Jonathan MORRIS</b>										
	<b>Lap</b>	<b>1</b>	<b>2</b>	<b>3</b>	<b>4</b>	<b>5</b>	<b>6</b>	<b>7</b>	<b>8</b>	<b>9</b>	<b>10</b>
	1	2:17.31	2:12.77	2:11.39	2:14.12	2:11.34	2:11.10	2:12.44			
<b>36</b>	<b>Kerry HORAN</b>										
	<b>Lap</b>	<b>1</b>	<b>2</b>	<b>3</b>	<b>4</b>	<b>5</b>	<b>6</b>	<b>7</b>	<b>8</b>	<b>9</b>	<b>10</b>
	1	2:17.69	2:11.12	2:11.17	2:12.80	2:13.85	2:11.64	2:15.45			
<b>53</b>	<b>Simon DEDMAN</b>										
	<b>Lap</b>	<b>1</b>	<b>2</b>	<b>3</b>	<b>4</b>	<b>5</b>	<b>6</b>	<b>7</b>	<b>8</b>	<b>9</b>	<b>10</b>
	1	2:12.36	2:12.27	2:12.58	2:12.77	2:12.72	2:13.61	2:16.54			
<b>60</b>	<b>Tom WATERFIELD</b>										
	<b>Lap</b>	<b>1</b>	<b>2</b>	<b>3</b>	<b>4</b>	<b>5</b>	<b>6</b>	<b>7</b>	<b>8</b>	<b>9</b>	<b>10</b>
	1	2:01.30	1:57.18	1:55.71	1:56.66	1:55.41	1:54.27	1:53.68	1:57.21		
<b>64</b>	<b>Richard KELLY</b>										
	<b>Lap</b>	<b>1</b>	<b>2</b>	<b>3</b>	<b>4</b>	<b>5</b>	<b>6</b>	<b>7</b>	<b>8</b>	<b>9</b>	<b>10</b>
	1	2:18.10	2:13.64	2:10.37	2:10.42	2:11.25	2:11.87	2:13.18			
<b>78</b>	<b>Harry GEORGE PAINTER</b>										
	<b>Lap</b>	<b>1</b>	<b>2</b>	<b>3</b>	<b>4</b>	<b>5</b>	<b>6</b>	<b>7</b>	<b>8</b>	<b>9</b>	<b>10</b>
	1	2:01.79	1:58.56	1:57.06	1:55.44	1:54.60	1:54.73	2:03.99	1:56.80		
<b>92</b>	<b>Richard FULLER</b>										
	<b>Lap</b>	<b>1</b>	<b>2</b>	<b>3</b>	<b>4</b>	<b>5</b>	<b>6</b>	<b>7</b>	<b>8</b>	<b>9</b>	<b>10</b>
	1	2:15.12	2:11.25	2:12.60	2:11.23	2:16.37	2:37.68	2:35.03			
<b>94</b>	<b>Douglas McLAY</b>										
	<b>Lap</b>	<b>1</b>	<b>2</b>	<b>3</b>	<b>4</b>	<b>5</b>	<b>6</b>	<b>7</b>	<b>8</b>	<b>9</b>	<b>10</b>
	1	2:50.91	2:31.47	2:31.38	2:31.25	2:34.69	2:30.20	2:38.32			
<b>99</b>	<b>Alex WILSON</b>										
	<b>Lap</b>	<b>1</b>	<b>2</b>	<b>3</b>	<b>4</b>	<b>5</b>	<b>6</b>	<b>7</b>	<b>8</b>	<b>9</b>	<b>10</b>
	1	2:00.94	1:59.45	1:56.64	1:55.28	1:57.03	1:54.42	1:58.14	1:58.05		



# Lap Chart

## 500 OWNERS ASSOCIATION - RACE 9

Lap 1		Lap 2		Lap 3		Lap 4		Lap 5		Lap 6		Lap 7		Lap 8		Lap 9		Lap 10	
No	Time	No	Time	No	Time	No	Time	No	Time	No	Time	No	Time	No	Time	No	Time	No	Time
99	2:01.77	60	3:59.22	60	5:54.93	60	7:51.59	60	9:47.00	60	11:41.27	60	13:34.95	60	15:32.16				
60	2:02.04	99	4:01.22	99	5:57.86	99	7:53.14	78	9:48.65	78	11:43.38	99	13:42.73	64	15:32.47 *1				
78	2:02.99	78	4:01.55	78	5:58.61	94	7:53.76 *1	99	9:50.17	99	11:44.59	92	13:47.05 *1	33	15:33.90 *1				
29	2:06.45	29	4:11.82	29	6:21.07	78	7:54.05	94	10:25.01 *1	29	12:50.37	78	13:47.37	16	15:34.97 *1				
53	2:14.49	53	4:26.76	53	6:39.34	29	8:30.07	29	10:39.36	94	12:59.70 *1	29	15:02.82	53	15:34.98 *1				
92	2:17.92	16	4:28.37	16	6:40.45	53	8:52.11	53	11:04.83	53	13:18.44	94	15:29.90 *1	36	15:36.26 *1				
36	2:20.23	92	4:29.17	92	6:41.77	92	8:53.00	16	11:06.42	64	13:19.29			99	15:40.78				
33	2:20.74	36	4:31.35	36	6:42.52	16	8:54.14	64	11:07.42	16	13:20.02			78	15:44.17				
64	2:21.74	33	4:33.51	33	6:44.90	36	8:55.32	36	11:09.17	36	13:20.81			92	16:22.08 *1				
3	2:23.45	64	4:35.38	64	6:45.75	64	8:56.17	92	11:09.37	33	13:21.46			29	17:14.89				
94	2:50.91	3	4:45.08	3	6:57.16	33	8:59.02	33	11:10.36					94	18:08.22 *1				
		94	5:22.38			3	9:08.26												



## LONGSTONE TYRES LONGCAR RACE

### RESULT - RACE 10

Pl	No	Cl	Name	Car	Year	Laps	Time	Behind	MPH	Best Lap on	MPH
1	129		Tim WADSWORTH	Lagonda 2 Ltr L/C Tourer	1930	11	27:06.39		48.19	2:23.61	11 49.61
2	64		A.HOWE-DAVIES/ T.PARKER	Lagonda 3 Litre	1929	11	27:07.29	0.90	48.16	2:21.36	8 50.40
3	9		Richard FRANKEL	Bentley TT	1921	11	27:17.43	11.04	47.86	2:16.80	2 52.08
4	99		J.BREWSTER/ M.GROVES	Lea-Francis P Type	1930	11	27:22.17	15.78	47.72	2:19.31	2 51.14
5	141		Andy NEWBOUND	Vauxhall 30/98	1925	11	28:29.32	1:22.93	45.85	2:30.12	8 47.46 *
6	151		D.CAWLEY/ E.WILLIAMS	Delage Dis	1924	11	28:44.40	1:38.01	45.45	2:30.00	11 47.50
7	87		E.WAY/ W.WAY	Bentley 3 Litre	1925	11	28:54.55	1:48.16	45.18	2:25.54	2 48.95
8	144		Tobias BRUCE	Bean 18/50	1927	11	29:09.83	2:03.44	44.79	2:28.94	2 47.83
9	78		J.GHOSH/ R.HUBBARD	Vauxhall OE 30-98	1923	10	27:20.94	1 Lap	43.42	2:17.46	3 51.83
10	81		J.WISEMAN/ R.WISEMAN	Delage Dis	1928	10	27:47.07	1 Lap	42.74	2:39.63	2 44.63
11	88		A.MILLER/ J.MILLER	Hudson Super Six	1917	10	28:16.69	1 Lap	41.99	2:38.22	2 45.03
12	117		S.STEVENS/ T.HARDMAN	Vauxhall 30/98	1925	10	28:19.93	1 Lap	41.91	2:29.12	2 47.78
13	76		J.BLAKENEY-EDWARDS/ S.BLAKENEY-EDWARDS	Sunbeam Super Sports	1927	10	28:21.39	1 Lap	41.87	2:36.95	8 45.39
14	150		T.DUFFIN/ J.DUFFIN	Vauxhall 23-60	1924	10	28:22.28	1 Lap	41.85	2:36.66	7 45.48
15	90		A.BULLETT/ J.EDWARDS	Chevrolet AC International	1929	10	28:34.43	1 Lap	41.56	2:40.26	8 44.46
16	152		W.CAWLEY/ O.LESTON	Ford Model A	1929	10	28:49.95	1 Lap	41.18	2:38.39	2 44.98
17	153		Peter LOCKWOOD	Alvis 12/60 Beetleback	1930	10	29:47.31	1 Lap	39.86	2:48.55	9 42.27
18	89		R.HENNESSY/ S.BARRINGER	Crossley 19.6	1924	10	29:48.61	1 Lap	39.83	2:43.20	2 43.65
19	65		N.HILDYARD/ R.SMITH	Rolls-Royce Twenty	1927	10	29:53.43	1 Lap	39.72	2:48.11	10 42.38
<b>Not-Classified</b>											
	145		C.CROOK/ B.WILLIAMS	Dodge Four	1924	4	11:11.69	DNF	42.43	2:42.71	3 43.79
	95		C. MAEERS/ H.WALKER	Vauxhall 30-98 Velox	1924	2	5:38.18	DNF	42.13	2:58.98	2 39.81
	86		A.JONES/ P.ROGERS	Vauxhall 30-98	1923	1	2:56.56	DNF	40.35		0 0.00

#### Fastest Lap

9	Richard FRANKEL	Bentley TT	1921					2:16.80	2	52.08
---	-----------------	------------	------	--	--	--	--	---------	---	-------

\*\*\* = handicap winner

Start Time : 18:29

Donington Park

05 Jun 22 19:04

Clerk of Course:

Time Issued:

Chief Timekeeper: Anthony Smith

THESE RESULTS ARE PROVISIONAL UNTIL THE CONCLUSION OF ANY JUDICIAL AND TECHNICAL MATTERS

Timing by HS Sports Ltd - Results and Lap Times at [www.theresultslive.co.uk/vintage-sports-car-club](http://www.theresultslive.co.uk/vintage-sports-car-club)

# RACE GRID

## LONGSTONE TYRES LONGCAR RACE

### RACE 10

ROW 12

ROW 11

ROW 10

ROW 9

ROW 8

ROW 7

ROW 6

ROW 5

ROW 4

ROW 3

ROW 2

ROW 1

**97** 03:01.550  
S.PRYKE/ P.WESTON

**65** N.HILDYARD/ R.SMITH

**145** 02:44.650  
C.CROOK/ B.WILLIAMS

**89** 02:52.300  
R.HENNESSY/ S.BARRI

**90** 02:42.980  
A.BULLETT/ J.EDWARD

**152** 02:43.490  
W.CAWLEY/ O.LESTON

**76** 02:40.310  
J.BLAKENEY-EDWARDS

**81** 02:41.990  
J.WISEMAN/ R.WISEMA

**87** 02:33.820  
E.WAY/ W.WAY

**153** 02:38.350  
Peter LOCKWOOD

**141** 02:31.730  
Andy NEWBOUND

**150** 02:33.050  
T.DUFFIN/ J.DUFFIN

**88** 02:31.060  
A.MILLER/ J.MILLER

**117** 02:31.320  
S.STEVENS/ T.HARDMA

**151** 02:29.650  
D.CAWLEY/ E.WILLIAMS

**144** 02:30.400  
Tobias BRUCE

**64** 02:21.130  
A.HOWE-DAVIES/ T.PAR

**129** 02:25.190  
Tim WADSWORTH

**9** 02:16.820  
Richard FRANKEL

**95** 02:21.040  
Charles MAEERS

**78** 02:15.650  
J.GHOSH/ R.HUBBARD

**99** 02:16.710  
J.BREWSTER/ M.GROVE

**POLE**

# LONGSTONE TYRES LONGCAR RACE

## LAP TIMES - RACE 10

---

**9 Richard FRANKEL**

Lap	1	2	3	4	5	6	7	8	9	10
1	2:20.10	2:16.80	2:17.71	2:29.25	3:11.71	2:29.42	2:23.08	2:20.17	2:20.06	2:25.07
11	2:44.06									

---

**64 A.HOWE-DAVIES/ T.PARKER**

Lap	1	2	3	4	5	6	7	8	9	10
1	2:35.69	2:24.41	2:27.11	2:28.10	2:46.04	2:22.25	2:26.85	2:21.36	2:26.23	2:23.42
11	2:25.83									

---

**65 N.HILDYARD/ R.SMITH**

Lap	1	2	3	4	5	6	7	8	9	10
1	3:07.13	2:59.58	3:39.04	2:56.95	2:54.08	2:53.06	2:52.18	2:52.05	2:51.25	2:48.11

---

**76 J.BLAKENEY-EDWARDS/ S.BLA**

Lap	1	2	3	4	5	6	7	8	9	10
1	2:48.34	2:43.44	3:55.39	2:45.93	2:43.40	2:48.07	2:40.26	2:36.95	2:38.03	2:41.58

---

**78 J.GHOSH/ R.HUBBARD**

Lap	1	2	3	4	5	6	7	8	9	10
1	2:20.59	2:17.63	2:17.46	2:21.93	6:00.01	2:26.35	2:25.34	2:23.77	2:23.84	2:24.02

---

**81 J.WISEMAN/ R.WISEMAN**

Lap	1	2	3	4	5	6	7	8	9	10
1	2:51.72	2:39.63	2:39.66	2:46.63	3:12.81	2:42.05	2:43.83	2:44.68	2:44.18	2:41.88

---

**86 A.JONES/ P.ROGERS**

Lap	1	2	3	4	5	6	7	8	9	10
1	2:56.56									

---

**87 E.WAY/ W.WAY**

Lap	1	2	3	4	5	6	7	8	9	10
1	2:33.91	2:25.54	2:28.34	2:29.60	3:07.88	2:39.45	2:41.18	2:36.46	2:41.89	2:34.57
11	2:35.73									

---

**88 A.MILLER/ J.MILLER**

Lap	1	2	3	4	5	6	7	8	9	10
1	2:41.57	2:38.22	4:15.43	2:41.07	2:40.35	2:41.64	2:39.88	2:38.74	2:38.88	2:40.91

---

**89 R.HENNESSY/ S.BARRINGER**

Lap	1	2	3	4	5	6	7	8	9	10
1	2:54.95	2:43.20	2:45.77	3:26.30	3:01.15	2:58.92	2:56.34	3:09.95	2:56.89	2:55.14

---

**90 A.BULLETT/ J.EDWARDS**

Lap	1	2	3	4	5	6	7	8	9	10
1	2:53.04	2:48.35	3:46.88	2:45.83	2:45.82	2:44.37	2:41.30	2:40.26	2:44.95	2:43.63

---

**95 C. MAEERS/ H.WALKER**

Lap	1	2	3	4	5	6	7	8	9	10
1	2:39.20	2:58.98								

<b>99</b>	<b>J.BREWSTER/ M.GROVES</b>									
<b>Lap</b>	<b>1</b>	<b>2</b>	<b>3</b>	<b>4</b>	<b>5</b>	<b>6</b>	<b>7</b>	<b>8</b>	<b>9</b>	<b>10</b>
1	2:29.79	2:19.31	2:21.15	2:20.38	2:26.87	3:18.99	2:28.62	2:25.20	2:24.12	2:25.15
11	2:22.59									
<b>117</b>	<b>S.STEVENS/ T.HARDMAN</b>									
<b>Lap</b>	<b>1</b>	<b>2</b>	<b>3</b>	<b>4</b>	<b>5</b>	<b>6</b>	<b>7</b>	<b>8</b>	<b>9</b>	<b>10</b>
1	2:37.29	2:29.12	3:10.31	2:46.95	2:50.48	2:56.94	2:54.35	2:53.94	2:49.61	2:50.94
<b>129</b>	<b>Tim WADSWORTH</b>									
<b>Lap</b>	<b>1</b>	<b>2</b>	<b>3</b>	<b>4</b>	<b>5</b>	<b>6</b>	<b>7</b>	<b>8</b>	<b>9</b>	<b>10</b>
1	2:33.48	2:25.31	2:27.77	2:25.68	2:28.88	2:31.34	2:27.67	2:28.46	2:28.80	2:25.39
11	2:23.61									
<b>141</b>	<b>Andy NEWBOUND</b>									
<b>Lap</b>	<b>1</b>	<b>2</b>	<b>3</b>	<b>4</b>	<b>5</b>	<b>6</b>	<b>7</b>	<b>8</b>	<b>9</b>	<b>10</b>
1	2:44.38	2:33.66	2:35.96	2:53.10	2:32.20	2:33.45	2:31.47	2:30.12	2:31.57	2:30.59
11	2:32.82									
<b>144</b>	<b>Tobias BRUCE</b>									
<b>Lap</b>	<b>1</b>	<b>2</b>	<b>3</b>	<b>4</b>	<b>5</b>	<b>6</b>	<b>7</b>	<b>8</b>	<b>9</b>	<b>10</b>
1	2:41.53	2:28.94	2:33.64	3:31.68	2:40.40	2:37.81	2:29.66	2:30.65	2:31.76	2:32.13
11	2:31.63									
<b>145</b>	<b>C.CROOK/ B.WILLIAMS</b>									
<b>Lap</b>	<b>1</b>	<b>2</b>	<b>3</b>	<b>4</b>	<b>5</b>	<b>6</b>	<b>7</b>	<b>8</b>	<b>9</b>	<b>10</b>
1	2:56.00	2:45.81	2:42.71	2:47.17						
<b>150</b>	<b>T.DUFFIN/ J.DUFFIN</b>									
<b>Lap</b>	<b>1</b>	<b>2</b>	<b>3</b>	<b>4</b>	<b>5</b>	<b>6</b>	<b>7</b>	<b>8</b>	<b>9</b>	<b>10</b>
1	3:05.62	3:35.05	2:47.35	2:46.86	2:47.49	2:47.69	2:36.66	2:39.73	2:37.38	2:38.45
<b>151</b>	<b>D.CAWLEY/ E.WILLIAMS</b>									
<b>Lap</b>	<b>1</b>	<b>2</b>	<b>3</b>	<b>4</b>	<b>5</b>	<b>6</b>	<b>7</b>	<b>8</b>	<b>9</b>	<b>10</b>
1	2:41.86	2:33.99	2:33.51	3:12.71	2:32.67	2:32.52	2:30.80	2:32.18	2:33.09	2:31.07
11	2:30.00									
<b>152</b>	<b>W.CAWLEY/ O.LESTON</b>									
<b>Lap</b>	<b>1</b>	<b>2</b>	<b>3</b>	<b>4</b>	<b>5</b>	<b>6</b>	<b>7</b>	<b>8</b>	<b>9</b>	<b>10</b>
1	2:50.35	2:38.39	2:44.90	4:21.87	2:44.63	2:40.28	2:41.99	2:43.18	2:42.59	2:41.77
<b>153</b>	<b>Peter LOCKWOOD</b>									
<b>Lap</b>	<b>1</b>	<b>2</b>	<b>3</b>	<b>4</b>	<b>5</b>	<b>6</b>	<b>7</b>	<b>8</b>	<b>9</b>	<b>10</b>
1	3:06.07	2:55.17	2:53.48	2:57.48	2:57.59	3:00.09	3:26.58	2:49.61	2:48.55	2:52.69

# Lap Chart

## LONGSTONE TYRES LONGCAR RACE - RACE 10

Lap 1		Lap 2		Lap 3		Lap 4		Lap 5		Lap 6		Lap 7		Lap 8		Lap 9		Lap 10	
No	Time	No	Time	No	Time	No	Time	No	Time	No	Time	No	Time	No	Time	No	Time	No	Time
9	2:20.10	9	4:36.90	9	6:54.61	78	9:17.61	99	11:57.50	129	14:52.46	129	17:20.13	9	19:48.24	9	22:08.30	9	24:33.37
78	2:20.59	78	4:38.22	78	6:55.68	9	9:23.86	76	12:13.10 *1	76	14:56.50 *1	9	17:28.07	129	19:48.59	129	22:17.39	64	24:41.46
99	2:29.79	99	4:49.10	99	7:10.25	76	9:27.17 *1	90	12:14.10 *1	88	14:56.64 *1	64	17:30.45	64	19:51.81	64	22:18.04	129	24:42.78
129	2:33.48	129	4:58.79	129	7:26.56	150	9:28.02 *1	150	12:14.88 *1	90	14:59.92 *1	88	17:38.28 *1	78	20:09.31 *1	81	22:21.01 *1	78	24:56.92 *1
87	2:33.91	87	4:59.45	64	7:27.21	90	9:28.27 *1	88	12:16.29 *1	150	15:02.37 *1	78	17:43.97 *1	99	20:10.31	78	22:33.08 *1	99	24:59.58
64	2:35.69	64	5:00.10	87	7:27.79	99	9:30.63	129	12:21.12	64	15:03.60	90	17:44.29 *1	88	20:18.16 *1	99	22:34.43	81	25:05.19 *1
117	2:37.29	117	5:06.41	144	7:44.11	88	9:35.22 *1	152	12:35.51 *1	9	15:04.99	76	17:44.57 *1	76	20:24.83 *1	117	22:39.38 *1	117	25:28.99 *1
95	2:39.20	144	5:10.47	151	7:49.36	65	9:45.75 *1	9	12:35.57	99	15:16.49	99	17:45.11	90	20:25.59 *1	88	22:56.90 *1	88	25:35.78 *1
144	2:41.53	151	5:15.85	141	7:54.00	129	9:52.24	64	12:41.35	78	15:17.62 *1	153	17:49.88 *1	150	20:26.72 *1	76	23:01.78 *1	76	25:39.81 *1
88	2:41.57	141	5:18.04	81	8:11.01	64	9:55.31	65	12:42.70 *1	152	15:20.14 *1	150	17:50.06 *1	152	20:42.41 *1	90	23:05.85 *1	150	25:43.83 *1
151	2:41.86	88	5:19.79	152	8:13.64	87	9:57.39	87	13:05.27	65	15:36.78 *1	89	17:50.29 *1	89	20:46.63 *1	150	23:06.45 *1	90	25:50.80 *1
141	2:44.38	152	5:28.74	117	8:16.72	141	10:47.10	141	13:19.30	87	15:44.72	152	18:00.42 *1	141	20:54.34	152	23:25.59 *1	141	25:56.50
76	2:48.34	81	5:31.35	89	8:23.92	81	10:57.64	151	13:34.74	141	15:52.75	141	18:24.22	87	21:02.36	141	23:25.91	152	26:08.18 *1
152	2:50.35	76	5:31.78	145	8:24.52	151	11:02.07	117	13:54.15	151	16:07.26	87	18:25.90	151	21:10.24	151	23:43.33	151	26:14.40
81	2:51.72	89	5:38.15	153	8:54.72	117	11:03.67	144	13:56.19	144	16:34.00	65	18:29.84 *1	153	21:16.46 *1	87	23:44.25	87	26:18.82
90	2:53.04	95	5:38.18			145	11:11.69	81	14:10.45	117	16:51.09	151	18:38.06	65	21:22.02 *1	89	23:56.58 *1	144	26:38.20
89	2:54.95	90	5:41.39			144	11:15.79	153	14:49.79	81	16:52.50	144	19:03.66	144	21:34.31	144	24:06.07	89	26:53.47 *1
145	2:56.00	145	5:41.81			89	11:50.22	89	14:51.37			81	19:36.33			153	24:06.07 *1	153	26:54.62 *1
86	2:56.56	153	6:01.24			153	11:52.20					117	19:45.44			65	24:14.07 *1	65	27:05.32 *1
150	3:05.62	65	6:06.71																
153	3:06.07	150	6:40.67																
65	3:07.13																		

# Lap Chart

## LONGSTONE TYRES LONGCAR RACE - RACE 10

Lap 11		Lap 12		Lap 13		Lap 14		Lap 15		Lap 16		Lap 17		Lap 18		Lap 19		Lap 20	
No	Time	No	Time	No	Time	No	Time	No	Time	No	Time	No	Time	No	Time	No	Time	No	Time
129	27:06.39																		
64	27:07.29																		
9	27:17.43																		
78	27:20.94																		
99	27:22.17																		
81	27:47.07																		
88	28:16.69																		
117	28:19.93																		
76	28:21.39																		
150	28:22.28																		
141	28:29.32																		
90	28:34.43																		
151	28:44.40																		
152	28:49.95																		
87	28:54.55																		
144	29:09.83																		
153	29:47.31																		
89	29:48.61																		
65	29:53.43																		