



**THE  
VINTAGE SPORTS  
CAR CLUB**

**SILVERSTONE**

**16<sup>th</sup> JULY 2022**

**RESULTS BY**



**HS Sports Ltd  
Kinetic House, Varey Road  
Congleton, Cheshire CW12 1UW  
Tel. +44 (0)1260 275708  
Fax +44 (0)1260 295625  
[www.hssports.co.uk](http://www.hssports.co.uk)**



# The Vintage Sports-Car Club

## VSCC ODM CARS

### PROVISIONAL RESULT - PRACTICE SESSION 1

PI	No	CI	Name	Car	Laps	Time on Lap	Behind	MPH
1	38		Ross KEELING	Delahaye 135Ms	13	1:17.90	2	75.74
2	1		Christopher MANN	Alfa Romeo 8C Monza	8	1:19.46	5 01.56	74.26
3	33		Adam MOODY	Riley TT Sprite	12	1:20.17	4 02.27	73.60
4	135		Sue DARBYSHIRE	Morgan Super Aero	6	1:20.63	5 02.73	73.18
5	39		Max SOWERBY	Talbot Lago T23	12	1:21.14	3 03.24	72.72
6	43		Clive FIDGEON	Frazer Nash Boulogne II	12	1:23.47	11 05.57	70.69
7	44		Jo BLAKENEY-EDWARDS	Frazer Nash Super Sports	11	1:23.93	4 06.03	70.30
8	52		Nigel DOWDING	Riley Brooklands	7	1:26.95	4 09.05	67.86
9	59		John REEVE	Riley Brooklands	6	1:28.05	4 10.15	67.01
10	62		Trevor SWETE	Invicta S Type	11	1:28.91	4 11.01	66.36
11	63		Anthony FENWICK-WILSON	Railton Ls Tourer	9	1:30.07	6 12.17	65.51
12	14		Barry FOSTER	MG Monthery	10	1:30.57	4 12.67	65.15
13	118		Andrew BAKER	Riley Brooklands	10	1:33.27	3 15.37	63.26
14	96		Peter BRADFIELD	Invicta S Type	10	1:34.54	9 16.64	62.41
15	73		Christopher EDMONDSON	MG C Type Replica	10	1:34.67	3 16.77	62.33
16	91		Mark HAYWARD	Alvis FD 12/75 FWD	10	1:35.08	7 17.18	62.06
17	68		Nicholas MORLEY	Lagonda LG 45	10	1:35.84	7 17.94	61.57
18	72		Andy CAWLEY	Frazer Nash Super Sports	10	1:35.85	8 17.95	61.56
19	78		Guy NORTHAM	Bentley 4 1/2 Litre	10	1:37.07	9 19.17	60.79
20	81		Alex PILKINGTON	Alfa Romeo 6C 1750	8	1:37.35	2 19.45	60.61
21	31		Richard PILKINGTON	Alfa Romeo 1750 Gs Zagat	5	1:38.34	3 20.44	60.00
22	79		David SAXL	Roesch Talbot AV105	5	1:38.48	3 20.58	59.91
23	90		Andy KING	MG PB Cream Cracker	9	1:40.36	4 22.46	58.79
24	66		William WAY	Austin 7 Ulster	3	1:40.78	3 22.88	58.55
25	58		Mark MORGAN	Frazer Nash Shelsley	5	1:41.90	2 24.00	57.90
26	86		Martin NASH	Frazer Nash Supersports	9	1:43.50	6 25.60	57.01
27	101		Richard WISEMAN	Delage Dis	7	2:11.24	3 53.34	44.96
<b>Not-Seen</b>								
	103		Andrew HARRINGTON	MG J2				
	76		Henry DAY	Alvis 12/50				
	83		Tim WADSWORTH	Lagonda 2 Ltr L/C Tourer				

Start Time : 09:00

Silverstone

16 Jul 22 09:26

Clerk of Course:

Time Issued:

Chief Timekeeper: Anthony Smith

THESE RESULTS ARE PROVISIONAL UNTIL THE CONCLUSION OF ANY JUDICIAL AND TECHNICAL MATTERS

Timing by HS Sports Ltd - Results and Lap Times at [www.theresultslive.co.uk/vintage-sports-car-club](http://www.theresultslive.co.uk/vintage-sports-car-club)

# VSCC ODM CARS

## LAP TIMES - PRACTICE SESSION 1

---

**1 Christopher MANN**

Lap	1	2	3	4	5	6	7	8	9	10
1	1:27.65	1:26.45	1:20.10	1:21.93	1:19.46	1:19.65	2:41.81	1:20.19		

---

**14 Barry FOSTER**

Lap	1	2	3	4	5	6	7	8	9	10
1	1:42.36	1:34.49	1:33.53	1:30.57	1:33.01	1:33.35	1:34.45	1:32.68	1:31.19	1:32.26

---

**31 Richard PILKINGTON**

Lap	1	2	3	4	5	6	7	8	9	10
1	1:39.45	1:42.49	1:38.34	1:40.97	2:07.11					

---

**33 Adam MOODY**

Lap	1	2	3	4	5	6	7	8	9	10
1	1:35.06	1:22.65	1:23.32	1:20.17	1:20.31	1:25.87	1:26.34	1:20.84	1:20.18	1:22.20
11	1:21.26	2:05.18								

---

**38 Ross KEELING**

Lap	1	2	3	4	5	6	7	8	9	10
1	1:19.60	1:17.90	1:20.82	1:20.00	1:19.34	1:21.39	1:18.00	1:18.97	1:19.63	1:17.97
11	1:17.93	1:19.43	2:06.03							

---

**39 Max SOWERBY**

Lap	1	2	3	4	5	6	7	8	9	10
1	1:27.46	1:24.09	1:21.14	1:24.81	1:30.26	1:23.36	1:21.61	1:23.31	1:23.58	1:23.00
11	1:24.22	2:07.07								

---

**43 Clive FIDGEON**

Lap	1	2	3	4	5	6	7	8	9	10
1	1:29.83	1:28.38	1:26.44	1:27.10	1:24.79	1:29.16	1:25.18	1:24.50	1:24.76	1:25.12
11	1:23.47	2:04.34								

---

**44 Jo BLAKENEY-EDWARDS**

Lap	1	2	3	4	5	6	7	8	9	10
1	1:29.44	1:28.68	1:28.55	1:23.93	1:25.19	1:24.32	1:24.91	1:26.67	1:26.81	1:26.33
11	1:47.83									

---

**52 Nigel DOWDING**

Lap	1	2	3	4	5	6	7	8	9	10
1	1:33.55	1:27.58	1:27.32	1:26.95	1:28.77	1:28.29	1:48.05			

---

**58 Mark MORGAN**

Lap	1	2	3	4	5	6	7	8	9	10
1	1:43.74	1:41.90	1:41.91	1:42.21	1:41.92					

---

**59 John REEVE**

Lap	1	2	3	4	5	6	7	8	9	10
1	1:46.70	1:38.14	1:31.92	1:28.05	1:37.41	1:49.91				

<b>62</b>	<b>Trevor SWETE</b>										
	<b>Lap</b>	<b>1</b>	<b>2</b>	<b>3</b>	<b>4</b>	<b>5</b>	<b>6</b>	<b>7</b>	<b>8</b>	<b>9</b>	<b>10</b>
	1	1:36.49	1:33.50	1:30.47	1:28.91	1:34.00	1:32.19	1:29.75	1:29.61	1:31.50	1:29.78
	11	2:03.94									
<b>63</b>	<b>Anthony FENWICK-WILSON</b>										
	<b>Lap</b>	<b>1</b>	<b>2</b>	<b>3</b>	<b>4</b>	<b>5</b>	<b>6</b>	<b>7</b>	<b>8</b>	<b>9</b>	<b>10</b>
	1	1:38.77	1:34.99	1:38.40	1:35.50	1:32.01	1:30.07	1:33.95	1:33.48	1:38.82	
<b>66</b>	<b>William WAY</b>										
	<b>Lap</b>	<b>1</b>	<b>2</b>	<b>3</b>	<b>4</b>	<b>5</b>	<b>6</b>	<b>7</b>	<b>8</b>	<b>9</b>	<b>10</b>
	1	1:52.66	1:44.87	1:40.78							
<b>68</b>	<b>Nicholas MORLEY</b>										
	<b>Lap</b>	<b>1</b>	<b>2</b>	<b>3</b>	<b>4</b>	<b>5</b>	<b>6</b>	<b>7</b>	<b>8</b>	<b>9</b>	<b>10</b>
	1	1:47.84	1:43.82	1:39.69	1:39.99	1:44.78	1:42.13	1:35.84	1:37.99	1:50.25	2:14.11
<b>72</b>	<b>Andy CAWLEY</b>										
	<b>Lap</b>	<b>1</b>	<b>2</b>	<b>3</b>	<b>4</b>	<b>5</b>	<b>6</b>	<b>7</b>	<b>8</b>	<b>9</b>	<b>10</b>
	1	1:44.21	1:39.32	1:38.24	1:35.89	1:39.21	1:36.98	1:36.03	1:35.85	1:36.49	2:14.49
<b>73</b>	<b>Christopher EDMONDSON</b>										
	<b>Lap</b>	<b>1</b>	<b>2</b>	<b>3</b>	<b>4</b>	<b>5</b>	<b>6</b>	<b>7</b>	<b>8</b>	<b>9</b>	<b>10</b>
	1	1:48.36	1:44.16	1:34.67	1:38.80	1:38.59	1:37.79	1:36.61	1:34.88	1:36.28	2:05.54
<b>78</b>	<b>Guy NORTHAM</b>										
	<b>Lap</b>	<b>1</b>	<b>2</b>	<b>3</b>	<b>4</b>	<b>5</b>	<b>6</b>	<b>7</b>	<b>8</b>	<b>9</b>	<b>10</b>
	1	1:45.36	1:40.78	1:37.91	1:37.70	1:39.03	1:37.66	1:39.91	1:37.79	1:37.07	2:03.02
<b>79</b>	<b>David SAXL</b>										
	<b>Lap</b>	<b>1</b>	<b>2</b>	<b>3</b>	<b>4</b>	<b>5</b>	<b>6</b>	<b>7</b>	<b>8</b>	<b>9</b>	<b>10</b>
	1	1:44.48	1:40.00	1:38.48	1:39.17	2:07.33					
<b>81</b>	<b>Alex PILKINGTON</b>										
	<b>Lap</b>	<b>1</b>	<b>2</b>	<b>3</b>	<b>4</b>	<b>5</b>	<b>6</b>	<b>7</b>	<b>8</b>	<b>9</b>	<b>10</b>
	1	1:43.97	1:37.35	1:39.92	1:40.71	1:42.11	1:38.16	1:40.59	1:56.37		
<b>86</b>	<b>Martin NASH</b>										
	<b>Lap</b>	<b>1</b>	<b>2</b>	<b>3</b>	<b>4</b>	<b>5</b>	<b>6</b>	<b>7</b>	<b>8</b>	<b>9</b>	<b>10</b>
	1	2:02.01	1:47.57	1:46.06	1:46.28	1:46.00	1:43.50	1:45.37	1:44.45	2:04.57	
<b>90</b>	<b>Andy KING</b>										
	<b>Lap</b>	<b>1</b>	<b>2</b>	<b>3</b>	<b>4</b>	<b>5</b>	<b>6</b>	<b>7</b>	<b>8</b>	<b>9</b>	<b>10</b>
	1	1:50.23	1:44.36	1:41.44	1:40.36	1:45.75	1:42.19	1:42.16	1:43.08	1:41.83	
<b>91</b>	<b>Mark HAYWARD</b>										
	<b>Lap</b>	<b>1</b>	<b>2</b>	<b>3</b>	<b>4</b>	<b>5</b>	<b>6</b>	<b>7</b>	<b>8</b>	<b>9</b>	<b>10</b>
	1	1:41.66	1:37.31	1:35.81	1:36.33	1:37.32	1:36.18	1:35.08	1:35.61	1:37.21	1:39.70
<b>96</b>	<b>Peter BRADFIELD</b>										
	<b>Lap</b>	<b>1</b>	<b>2</b>	<b>3</b>	<b>4</b>	<b>5</b>	<b>6</b>	<b>7</b>	<b>8</b>	<b>9</b>	<b>10</b>
	1	1:42.79	1:38.24	1:35.88	1:38.16	1:34.82	1:39.85	1:35.64	1:34.94	1:34.54	2:05.61
<b>101</b>	<b>Richard WISEMAN</b>										
	<b>Lap</b>	<b>1</b>	<b>2</b>	<b>3</b>	<b>4</b>	<b>5</b>	<b>6</b>	<b>7</b>	<b>8</b>	<b>9</b>	<b>10</b>
	1	2:17.05	2:15.17	2:11.24	2:12.14	2:16.23	2:14.91	2:13.36			

---

**118 Andrew BAKER**

Lap	1	2	3	4	5	6	7	8	9	10
1	1:39.28	1:36.23	1:33.27	1:34.51	1:34.21	1:35.27	1:33.86	1:33.54	1:34.27	1:34.31

---

**135 Sue DARBYSHIRE**

Lap	1	2	3	4	5	6	7	8	9	10
1	1:30.30	1:23.81	1:23.69	1:27.46	1:20.63	1:32.77				



# The Vintage Sports-Car Club

## AUSTIN 7 CENTENARY CARS

### PROVISIONAL RESULT - PRACTICE SESSION 2

PI	No	CI	Name	Car	Laps	Time on Lap	Behind	MPH
1	201		Christian PEDERSEN	Austin 7 Special	6	1:14.86	6	78.82
2	82		Matthew MOORE	Austin 7 Ulster	7	1:26.71	6 11.85	68.05
3	11		James MILES	Austin 7 Special	11	1:28.61	10 13.75	66.59
4	85		John MOSS	Austin Seven Sports	9	1:29.85	6 14.99	65.67
5	69		Adam FORSTER	Austin 7	8	1:30.93	6 16.07	64.89
6	65		George SCHOLEY	Austin Ulster	9	1:35.00	3 20.14	62.11
7	71		Oilly SANDERS	Austin 7 Willis Special	6	1:35.89	5 21.03	61.53
8	104		Stephanie WILTON	Austin S/S	9	1:43.40	7 28.54	57.06
9	84		Louis PARKIN	Austin 7 Ulster	7	1:44.71	5 29.85	56.35
10	100		David BIRNAGE	Austin 7 Ulster Special	8	1:50.96	8 36.10	53.18
11	89		Henry LEES	Austin 7 Ulster TT	4	1:51.12	1 36.26	53.10
12	369		Mark GOLD	Austin 7 Chummy	6	2:26.44	4 01:11.58	40.29
<u>Not-Seen</u>								
	49		Archie WATERFIELD	Austin 7				
	555		Matthew EDWARDS	Austin 7				
	80		Robert BARBET	Austin 7				

Start Time : 09:22

Silverstone

16 Jul 22 09:44

Clerk of Course:

Time Issued:

Chief Timekeeper: Anthony Smith

THESE RESULTS ARE PROVISIONAL UNTIL THE CONCLUSION OF ANY JUDICIAL AND TECHNICAL MATTERS

Timing by HS Sports Ltd - Results and Lap Times at [www.theresultslive.co.uk/vintage-sports-car-club](http://www.theresultslive.co.uk/vintage-sports-car-club)

# AUSTIN 7 CENTENARY CARS

## LAP TIMES - PRACTICE SESSION 2

<b>11</b>	<b>James MILES</b>										
	<b>Lap</b>	<b>1</b>	<b>2</b>	<b>3</b>	<b>4</b>	<b>5</b>	<b>6</b>	<b>7</b>	<b>8</b>	<b>9</b>	<b>10</b>
	1	1:37.67	1:34.51	1:31.86	1:30.94	1:30.09	1:29.86	1:30.39	1:29.44	1:29.02	1:28.61
	11	2:10.25									
<b>65</b>	<b>George SCHOLEY</b>										
	<b>Lap</b>	<b>1</b>	<b>2</b>	<b>3</b>	<b>4</b>	<b>5</b>	<b>6</b>	<b>7</b>	<b>8</b>	<b>9</b>	<b>10</b>
	1	1:38.43	1:36.53	1:35.00	1:36.85	1:37.81	1:38.07	1:36.03	1:36.21	1:36.72	
<b>69</b>	<b>Adam FORSTER</b>										
	<b>Lap</b>	<b>1</b>	<b>2</b>	<b>3</b>	<b>4</b>	<b>5</b>	<b>6</b>	<b>7</b>	<b>8</b>	<b>9</b>	<b>10</b>
	1	1:38.18	1:34.27	1:32.88	1:32.05	1:31.90	1:30.93	1:39.51	1:48.15		
<b>71</b>	<b>Oilly SANDERS</b>										
	<b>Lap</b>	<b>1</b>	<b>2</b>	<b>3</b>	<b>4</b>	<b>5</b>	<b>6</b>	<b>7</b>	<b>8</b>	<b>9</b>	<b>10</b>
	1	1:48.99	1:44.50	1:43.88	1:41.71	1:35.89	1:55.03				
<b>82</b>	<b>Matthew MOORE</b>										
	<b>Lap</b>	<b>1</b>	<b>2</b>	<b>3</b>	<b>4</b>	<b>5</b>	<b>6</b>	<b>7</b>	<b>8</b>	<b>9</b>	<b>10</b>
	1	1:31.07	1:27.72	1:27.50	1:28.10	1:28.32	1:26.71	1:44.29			
<b>84</b>	<b>Louis PARKIN</b>										
	<b>Lap</b>	<b>1</b>	<b>2</b>	<b>3</b>	<b>4</b>	<b>5</b>	<b>6</b>	<b>7</b>	<b>8</b>	<b>9</b>	<b>10</b>
	1	1:55.26	1:50.41	1:49.18	1:47.72	1:44.71	1:45.41	1:51.24			
<b>85</b>	<b>John MOSS</b>										
	<b>Lap</b>	<b>1</b>	<b>2</b>	<b>3</b>	<b>4</b>	<b>5</b>	<b>6</b>	<b>7</b>	<b>8</b>	<b>9</b>	<b>10</b>
	1	1:36.31	1:32.72	1:30.93	1:33.64	1:30.85	1:29.85	1:30.48	1:30.32	1:30.31	
<b>89</b>	<b>Henry LEES</b>										
	<b>Lap</b>	<b>1</b>	<b>2</b>	<b>3</b>	<b>4</b>	<b>5</b>	<b>6</b>	<b>7</b>	<b>8</b>	<b>9</b>	<b>10</b>
	1	1:51.12	2:02.83	2:10.64	2:27.85						
<b>100</b>	<b>David BIRNAGE</b>										
	<b>Lap</b>	<b>1</b>	<b>2</b>	<b>3</b>	<b>4</b>	<b>5</b>	<b>6</b>	<b>7</b>	<b>8</b>	<b>9</b>	<b>10</b>
	1	1:53.17	1:54.49	1:54.72	1:53.67	1:52.30	1:52.01	1:51.53	1:50.96		
<b>104</b>	<b>Stephanie WILTON</b>										
	<b>Lap</b>	<b>1</b>	<b>2</b>	<b>3</b>	<b>4</b>	<b>5</b>	<b>6</b>	<b>7</b>	<b>8</b>	<b>9</b>	<b>10</b>
	1	1:51.57	1:47.61	1:46.89	1:45.71	1:45.95	1:44.92	1:43.40	1:44.99	1:43.50	
<b>201</b>	<b>Christian PEDERSEN</b>										
	<b>Lap</b>	<b>1</b>	<b>2</b>	<b>3</b>	<b>4</b>	<b>5</b>	<b>6</b>	<b>7</b>	<b>8</b>	<b>9</b>	<b>10</b>
	1	1:30.63	1:25.14	1:20.50	1:18.15	1:21.07	1:14.86				
<b>369</b>	<b>Mark GOLD</b>										
	<b>Lap</b>	<b>1</b>	<b>2</b>	<b>3</b>	<b>4</b>	<b>5</b>	<b>6</b>	<b>7</b>	<b>8</b>	<b>9</b>	<b>10</b>
	1	2:31.15	2:29.73	2:27.32	2:26.44	2:27.74	2:29.76				



# The Vintage Sports-Car Club

## VSCC PRE-WAR CARS

### PROVISIONAL RESULT - PRACTICE SESSION 3

PI	No	CI	Name	Car	Laps	Time on Lap	Behind	MPH	
1	32		Oliver LLEWELLYN	Bentley 3/8	11	1:12.52	6	81.36	
2	42		Tom THORNTON	BMW 329/28 K	4	1:14.05	3	01.53	79.68
3	36		Michael JAMES	Riley 12/4 TT Sprite Rep	11	1:15.63	3	03.11	78.02
4	19		Sandford ANDREWS	Morgan Aero 2Str	11	1:16.76	10	04.24	76.87
5	169		Dougal CAWLEY	GN/Ford Piglet	10	1:18.23	6	05.71	75.42
6	20		Anthony SEBER	Wolseley Hornet Special	11	1:18.91	7	06.39	74.77
7	37		James PAINTER	MG Kayne Special	11	1:20.40	11	07.88	73.39
8	61		Simon GALLON	BMW Frazer Nash 329/8	11	1:20.99	4	08.47	72.85
9	145		Charles GODDARD	MG PA-PB	11	1:21.89	6	09.37	72.05
10	177		Rupert MANN	Riley Special	10	1:23.22	8	10.70	70.90
11	95		Steven SMITH	Morris Minor	9	1:25.09	7	12.57	69.34
12	50		Andrew LONG	MG N Mquette	11	1:25.56	6	13.04	68.96
13	194		David GOLDSPIK	Frazer Nash Acedes	10	1:28.37	8	15.85	66.77
14	75		Iain ROCHE	Frazer Nash TT Rep	10	1:30.29	10	17.77	65.35
15	34		Richard STOTT	MG PA	9	1:39.44	9	26.92	59.34
16	117		Alastair BAILEY	Riley 9 2 Seat Special	9	1:40.58	9	28.06	58.66
17	108		Olivia MANN	Austin 7 Nippy	8	1:50.31	8	37.79	53.49
18	56		Ian GILES	Amilcar G	1	2:03.59	1	51.07	47.74

Start Time : 09:45

Silverstone

16 Jul 22 10:41

Clerk of Course:

Time Issued:

Chief Timekeeper: Anthony Smith

THESE RESULTS ARE PROVISIONAL UNTIL THE CONCLUSION OF ANY JUDICIAL AND TECHNICAL MATTERS

Timing by HS Sports Ltd - Results and Lap Times at [www.theresultslive.co.uk/vintage-sports-car-club](http://www.theresultslive.co.uk/vintage-sports-car-club)



# VSCC PRE-WAR CARS

## LAP TIMES - PRACTICE SESSION 3

---

### 19 Sandford ANDREWS

Lap	1	2	3	4	5	6	7	8	9	10
1	1:26.65	1:18.91	1:19.93	1:19.68	1:18.41	1:17.33	1:17.04	1:18.20	1:17.15	1:16.76
11	1:29.51									

---

### 20 Anthony SEBER

Lap	1	2	3	4	5	6	7	8	9	10
1	1:25.25	1:19.81	1:19.77	1:20.85	1:20.54	1:20.06	1:18.91	1:19.92	1:22.83	1:24.39
11	1:39.71									

---

### 32 Oliver LLEWELLYN

Lap	1	2	3	4	5	6	7	8	9	10
1	1:23.41	1:20.16	1:15.96	1:16.33	1:15.00	1:12.52	1:17.19	1:13.36	1:13.55	1:12.83
11	1:35.25									

---

### 34 Richard STOTT

Lap	1	2	3	4	5	6	7	8	9	10
1	1:48.68	1:41.51	1:41.59	1:42.76	1:42.48	1:41.50	1:40.86	1:41.17	1:39.44	

---

### 36 Michael JAMES

Lap	1	2	3	4	5	6	7	8	9	10
1	1:18.96	1:15.96	1:15.63	1:17.22	1:31.67	1:24.08	1:21.33	1:23.09	1:18.16	1:31.88
11	1:43.47									

---

### 37 James PAINTER

Lap	1	2	3	4	5	6	7	8	9	10
1	1:33.49	1:27.16	1:24.52	1:22.46	1:23.52	1:23.37	1:24.13	1:21.57	1:21.23	1:22.75
11	1:20.40									

---

### 42 Tom THORNTON

Lap	1	2	3	4	5	6	7	8	9	10
1	1:23.42	1:18.78	1:14.05	1:39.25						

---

### 50 Andrew LONG

Lap	1	2	3	4	5	6	7	8	9	10
1	1:29.86	1:25.69	1:25.86	1:26.44	1:27.20	1:25.56	1:27.68	1:32.01	1:29.39	1:27.46
11	1:47.08									

---

### 56 Ian GILES

Lap	1	2	3	4	5	6	7	8	9	10
1	2:03.59									

---

### 61 Simon GALLON

Lap	1	2	3	4	5	6	7	8	9	10
1	1:35.61	1:24.23	1:21.36	1:20.99	1:23.38	1:21.65	1:21.42	1:21.86	1:21.79	1:23.10
11	1:26.22									

---

### 75 Iain ROCHE

Lap	1	2	3	4	5	6	7	8	9	10
1	1:42.31	1:33.26	1:32.44	1:31.52	1:31.56	1:32.43	1:32.28	1:32.79	1:31.64	1:30.29

<b>108</b>	<b>Olivia MANN</b>									
<b>Lap</b>	<b>1</b>	<b>2</b>	<b>3</b>	<b>4</b>	<b>5</b>	<b>6</b>	<b>7</b>	<b>8</b>	<b>9</b>	<b>10</b>
1	1:56.07	1:55.47	1:51.71	1:56.77	1:56.68	1:52.78	1:50.36	1:50.31		
<b>117</b>	<b>Alastair BAILEY</b>									
<b>Lap</b>	<b>1</b>	<b>2</b>	<b>3</b>	<b>4</b>	<b>5</b>	<b>6</b>	<b>7</b>	<b>8</b>	<b>9</b>	<b>10</b>
1	1:49.71	1:48.06	1:49.34	1:48.62	1:44.28	1:43.78	1:43.10	1:41.74	1:40.58	
<b>145</b>	<b>Charles GODDARD</b>									
<b>Lap</b>	<b>1</b>	<b>2</b>	<b>3</b>	<b>4</b>	<b>5</b>	<b>6</b>	<b>7</b>	<b>8</b>	<b>9</b>	<b>10</b>
1	1:26.62	1:24.49	1:23.34	1:24.29	1:22.25	1:21.89	1:22.27	1:26.37	1:23.31	1:24.63
11	1:23.38									
<b>169</b>	<b>Dougal CAWLEY</b>									
<b>Lap</b>	<b>1</b>	<b>2</b>	<b>3</b>	<b>4</b>	<b>5</b>	<b>6</b>	<b>7</b>	<b>8</b>	<b>9</b>	<b>10</b>
1	1:23.89	1:20.94	1:20.88	1:19.84	1:18.35	1:18.23	1:19.19	1:19.13	1:19.65	1:31.21
<b>177</b>	<b>Rupert MANN</b>									
<b>Lap</b>	<b>1</b>	<b>2</b>	<b>3</b>	<b>4</b>	<b>5</b>	<b>6</b>	<b>7</b>	<b>8</b>	<b>9</b>	<b>10</b>
1	1:35.19	1:26.61	1:25.52	1:27.19	1:52.62	1:51.35	1:23.38	1:23.22	1:23.94	1:26.87
<b>194</b>	<b>David GOLDSPINK</b>									
<b>Lap</b>	<b>1</b>	<b>2</b>	<b>3</b>	<b>4</b>	<b>5</b>	<b>6</b>	<b>7</b>	<b>8</b>	<b>9</b>	<b>10</b>
1	1:34.71	1:32.02	1:30.63	1:30.30	1:30.38	1:28.84	1:30.00	1:28.37	1:28.76	1:32.09
<b>195</b>	<b>Rebecca SMITH</b>									
<b>Lap</b>	<b>1</b>	<b>2</b>	<b>3</b>	<b>4</b>	<b>5</b>	<b>6</b>	<b>7</b>	<b>8</b>	<b>9</b>	<b>10</b>
1	1:31.31	1:26.37	1:29.37	1:27.44	1:28.42	1:25.90	1:25.09	1:25.72	1:47.40	



# The Vintage Sports-Car Club

## 500 OWNERS ASSOCIATION

### PROVISIONAL RESULT - PRACTICE SESSION 4

PI	No	CI	Name	Car	Laps	Time on Lap	Behind	MPH
1	99	P3	Alex WILSON	Cooper Mk10	12	1:16.10	6	77.53
2	53	P3	Simon DEDMAN	Cooper Mk 10	12	1:17.98	10	75.67
3	29	P2	Chris WILSON	Mackson MS 001	11	1:21.36	11	72.52
4	92	P3	Richard FULLER	Cooper Mk 8	11	1:21.37	9	72.51
5	33	P2	Jonathan MORRIS	Waye 500	11	1:21.54	5	72.36
6	7	P3	Nigel CHALLIS	Cooper Mk8	10	1:22.33	6	71.67
7	64	P1	Richard KELLY	Cooper Mk V	11	1:22.80	11	71.26
8	16	P3	Stuart WRIGHT	Cooper Mk XI	3	1:23.93	3	70.30
9	44	P3	Michael BROUGH	BJR 1	5	1:27.33	2	67.56
10	94	P3	Douglas MCLAY	Cooper Mk 8	9	1:32.74	7	63.62

Start Time : 10:08

Silverstone

16 Jul 22 10:29

Clerk of Course:

Time Issued:

Chief Timekeeper: Anthony Smith

THESE RESULTS ARE PROVISIONAL UNTIL THE CONCLUSION OF ANY JUDICIAL AND TECHNICAL MATTERS

Timing by HS Sports Ltd - Results and Lap Times at [www.theresultslive.co.uk/vintage-sports-car-club](http://www.theresultslive.co.uk/vintage-sports-car-club)

# 500 OWNERS ASSOCIATION

## LAP TIMES - PRACTICE SESSION 4

---

<b>7</b>	<b>Nigel CHALLIS</b>										
	<b>Lap</b>	<b>1</b>	<b>2</b>	<b>3</b>	<b>4</b>	<b>5</b>	<b>6</b>	<b>7</b>	<b>8</b>	<b>9</b>	<b>10</b>
	1	1:33.15	1:24.49	1:22.57	1:22.48	1:23.53	1:22.33	1:24.78	1:23.28	1:23.50	1:23.85

---

<b>16</b>	<b>Stuart WRIGHT</b>										
	<b>Lap</b>	<b>1</b>	<b>2</b>	<b>3</b>	<b>4</b>	<b>5</b>	<b>6</b>	<b>7</b>	<b>8</b>	<b>9</b>	<b>10</b>
	1	1:26.23	1:23.98	1:23.93							

---

<b>29</b>	<b>Chris WILSON</b>										
	<b>Lap</b>	<b>1</b>	<b>2</b>	<b>3</b>	<b>4</b>	<b>5</b>	<b>6</b>	<b>7</b>	<b>8</b>	<b>9</b>	<b>10</b>
	1	1:23.28	1:22.96	1:22.77	1:22.54	1:21.88	1:21.68	1:21.88	1:21.74	1:21.80	1:21.83
	11	1:21.36									

---

<b>33</b>	<b>Jonathan MORRIS</b>										
	<b>Lap</b>	<b>1</b>	<b>2</b>	<b>3</b>	<b>4</b>	<b>5</b>	<b>6</b>	<b>7</b>	<b>8</b>	<b>9</b>	<b>10</b>
	1	1:25.30	1:22.90	1:21.77	1:22.61	1:21.54	1:22.35	1:22.72	1:22.55	1:23.66	1:23.52
	11	1:55.45									

---

<b>44</b>	<b>Michael BROUGH</b>										
	<b>Lap</b>	<b>1</b>	<b>2</b>	<b>3</b>	<b>4</b>	<b>5</b>	<b>6</b>	<b>7</b>	<b>8</b>	<b>9</b>	<b>10</b>
	1	1:32.14	1:27.33	1:29.49	1:32.98	1:29.93					

---

<b>53</b>	<b>Simon DEDMAN</b>										
	<b>Lap</b>	<b>1</b>	<b>2</b>	<b>3</b>	<b>4</b>	<b>5</b>	<b>6</b>	<b>7</b>	<b>8</b>	<b>9</b>	<b>10</b>
	1	1:20.95	1:20.72	1:20.38	1:19.30	1:18.73	1:19.93	1:19.13	1:18.80	1:18.96	1:17.98
	11	1:18.62	1:52.81								

---

<b>64</b>	<b>Richard KELLY</b>										
	<b>Lap</b>	<b>1</b>	<b>2</b>	<b>3</b>	<b>4</b>	<b>5</b>	<b>6</b>	<b>7</b>	<b>8</b>	<b>9</b>	<b>10</b>
	1	1:26.93	1:23.18	1:24.52	1:23.59	1:24.01	1:24.11	1:24.62	1:23.68	1:23.75	1:23.36
	11	1:22.80									

---

<b>92</b>	<b>Richard FULLER</b>										
	<b>Lap</b>	<b>1</b>	<b>2</b>	<b>3</b>	<b>4</b>	<b>5</b>	<b>6</b>	<b>7</b>	<b>8</b>	<b>9</b>	<b>10</b>
	1	1:23.44	1:23.51	1:22.77	1:23.77	1:22.88	1:23.17	1:22.71	1:23.04	1:21.37	1:21.80
	11	1:21.37									

---

<b>94</b>	<b>Douglas MCLAY</b>										
	<b>Lap</b>	<b>1</b>	<b>2</b>	<b>3</b>	<b>4</b>	<b>5</b>	<b>6</b>	<b>7</b>	<b>8</b>	<b>9</b>	<b>10</b>
	1	1:33.60	1:32.84	1:36.53	1:33.59	1:33.40	1:32.84	1:32.74	1:33.70	1:33.81	

---

<b>99</b>	<b>Alex WILSON</b>										
	<b>Lap</b>	<b>1</b>	<b>2</b>	<b>3</b>	<b>4</b>	<b>5</b>	<b>6</b>	<b>7</b>	<b>8</b>	<b>9</b>	<b>10</b>
	1	1:17.93	1:18.02	1:17.66	1:16.83	1:16.95	1:16.10	1:16.67	1:16.36	1:16.56	1:16.71
	11	1:16.46	1:31.74								

---



# The Vintage Sports-Car Club

## VSCC RACING CARS

### PROVISIONAL RESULT - PRACTICE SESSION 5

PI	No	CI	Name	Car	Laps	Time on Lap	Behind	MPH
1	4		Harry PAINTER	Brabham BT16	15	1:04.81	5	91.04
2	167		Michael O'BRIEN	Brabham BT6	15	1:04.93	11	90.87
3	53		Justin MAEERS	Cooper-Climax T53	14	1:05.47	12	90.12
4	153		Sam WILSON	Cooper T59	12	1:05.63	11	89.90
5	5		Mark GILLIES	Cooper T53	13	1:06.77	12	88.37
6	9		Mark DANIELL	Cooper T45	12	1:08.11	11	86.63
7	77		Geraint OWEN	Kurtis 500 C	10	1:08.85	9	85.70
8	7		Frederick HARPER	Kurtis Indy Roadster	12	1:09.66	11	84.70
9	17		Allan BAILLIE	LDS F1 003	13	1:10.13	12	84.14
10	8		Malcolm COOK	Cooper T51	13	1:10.18	7	84.08
11	64		Ben MAEERS	Cooper-Climax T51	12	1:10.56	10	83.62
12	6		Robin TULUIE	Menasco Pirate	10	1:13.63	7	80.14
13	21		Julian WILTON	ERA R7B	12	1:15.03	11	78.64
14	16		Ben FIDLER	ERA AJM 1	7	1:15.32	7	78.34
15	22		Graham BARRON	Gemini Mk2	12	1:16.14	10	77.49
16	131		Dave WALL	Gemini Mk2	11	1:16.45	11	77.18
17	23		Duncan RICKETTS	ERA Parnell Challenger	2	1:17.41	1	76.22
18	217		Roland WETTSTEIN	K3 (Parnell)	8	1:19.79	2	73.95
19	12		Bo WILLIAMS	Bugatti T35B	10	1:20.79	1	73.03
20	10		Spike MILLIGAN	Connaught B9	11	1:22.44	6	71.57
21	51		Stephanie WILTON	Cooper Bristol Mk II T23	10	1:22.53	10	71.49
22	3		Teifion SALISBURY	MG K3	5	1:42.56	1	57.53
23	269		Dougal CAWLEY	Delage Dis	5	1:57.19	2	50.35
<b>Not-Seen</b>								
	15		Jon MILICEVIC	Brabham BT6				
	317		Peter FENICHEL	Cooper T56 FJ				

Start Time : 10:31

Silverstone

16 Jul 22 10:51

Clerk of Course:

Time Issued:

Chief Timekeeper: Anthony Smith

THESE RESULTS ARE PROVISIONAL UNTIL THE CONCLUSION OF ANY JUDICIAL AND TECHNICAL MATTERS

Timing by HS Sports Ltd - Results and Lap Times at [www.theresultslive.co.uk/vintage-sports-car-club](http://www.theresultslive.co.uk/vintage-sports-car-club)

# VSCC RACING CARS

## LAP TIMES - PRACTICE SESSION 5

---

### 3 Teifion SALISBURY

Lap	1	2	3	4	5	6	7	8	9	10
1	1:42.56	1:52.40	2:13.90	1:56.65	2:20.76					

---

### 4 Harry PAINTER

Lap	1	2	3	4	5	6	7	8	9	10
1	1:13.56	1:05.98	1:08.13	1:10.50	1:04.81	1:06.00	1:05.96	1:05.62	1:07.62	1:05.72
11	1:05.93	1:06.35	1:05.86	1:05.70	1:27.46					

---

### 5 Mark GILLIES

Lap	1	2	3	4	5	6	7	8	9	10
1	1:16.68	1:16.69	1:12.15	1:09.99	1:09.88	1:08.97	1:08.46	1:10.20	1:09.55	1:09.14
11	1:16.10	1:06.77	1:46.95							

---

### 6 Robin TULUIE

Lap	1	2	3	4	5	6	7	8	9	10
1	1:14.92	1:15.40	1:15.20	1:16.75	1:15.82	1:15.03	1:13.63	1:15.08	1:15.78	1:23.43

---

### 7 Frederick HARPER

Lap	1	2	3	4	5	6	7	8	9	10
1	1:12.63	1:11.31	1:10.83	1:13.31	1:13.52	1:12.29	1:12.05	1:11.66	1:10.64	1:10.15
11	1:09.66	1:30.76								

---

### 8 Malcolm COOK

Lap	1	2	3	4	5	6	7	8	9	10
1	1:15.36	1:15.55	1:12.88	1:11.09	1:16.11	1:12.35	1:10.18	1:13.98	1:12.80	1:14.70
11	1:13.38	1:13.37	1:13.74							

---

### 9 Mark DANIELL

Lap	1	2	3	4	5	6	7	8	9	10
1	1:13.26	1:13.56	1:13.00	1:18.05	1:18.11	1:13.47	1:10.46	1:11.50	1:08.98	1:09.57
11	1:08.11	1:24.64								

---

### 10 Spike MILLIGAN

Lap	1	2	3	4	5	6	7	8	9	10
1	1:24.19	1:22.66	1:25.31	1:24.07	1:23.25	1:22.44	1:24.62	1:22.95	1:24.17	1:23.79
11	1:22.80									

---

### 12 Bo WILLIAMS

Lap	1	2	3	4	5	6	7	8	9	10
1	1:20.79	1:24.01	1:21.99	1:22.93	1:24.86	1:22.39	1:25.63	1:22.57	1:22.46	1:34.78

---

### 16 Ben FIDLER

Lap	1	2	3	4	5	6	7	8	9	10
1	1:26.48	1:28.05	1:30.03	1:42.18	6:02.33	1:17.72	1:15.32			

---

### 17 Allan BAILLIE

Lap	1	2	3	4	5	6	7	8	9	10
1	1:14.07	1:12.58	1:19.44	1:14.44	1:25.06	1:12.09	1:13.38	1:12.95	1:10.87	1:10.77
11	1:10.30	1:10.13	1:37.01							

<b>21</b>	<b>Julian WILTON</b>										
	<b>Lap</b>	<b>1</b>	<b>2</b>	<b>3</b>	<b>4</b>	<b>5</b>	<b>6</b>	<b>7</b>	<b>8</b>	<b>9</b>	<b>10</b>
	1	1:24.28	1:21.46	1:15.34	1:20.13	1:15.57	1:16.65	1:20.22	1:20.35	1:17.19	1:16.07
	11	1:15.03	1:40.95								
<b>22</b>	<b>Graham BARRON</b>										
	<b>Lap</b>	<b>1</b>	<b>2</b>	<b>3</b>	<b>4</b>	<b>5</b>	<b>6</b>	<b>7</b>	<b>8</b>	<b>9</b>	<b>10</b>
	1	1:17.11	1:18.45	1:18.13	1:17.08	1:18.49	1:18.21	1:16.59	1:17.85	1:17.92	1:16.14
	11	1:18.65	1:17.72								
<b>23</b>	<b>Duncan RICKETTS</b>										
	<b>Lap</b>	<b>1</b>	<b>2</b>	<b>3</b>	<b>4</b>	<b>5</b>	<b>6</b>	<b>7</b>	<b>8</b>	<b>9</b>	<b>10</b>
	1	1:17.41	1:38.36								
<b>51</b>	<b>Stephanie WILTON</b>										
	<b>Lap</b>	<b>1</b>	<b>2</b>	<b>3</b>	<b>4</b>	<b>5</b>	<b>6</b>	<b>7</b>	<b>8</b>	<b>9</b>	<b>10</b>
	1	1:30.66	1:26.00	1:26.98	1:28.48	1:26.61	1:24.74	1:26.20	1:22.64	1:22.68	1:22.53
<b>53</b>	<b>Justin MAEERS</b>										
	<b>Lap</b>	<b>1</b>	<b>2</b>	<b>3</b>	<b>4</b>	<b>5</b>	<b>6</b>	<b>7</b>	<b>8</b>	<b>9</b>	<b>10</b>
	1	1:12.02	1:08.30	1:08.12	1:09.99	1:06.39	1:06.92	1:07.81	1:05.71	1:07.82	1:07.52
	11	1:06.59	1:05.47	1:11.63	1:13.84						
<b>64</b>	<b>Ben MAEERS</b>										
	<b>Lap</b>	<b>1</b>	<b>2</b>	<b>3</b>	<b>4</b>	<b>5</b>	<b>6</b>	<b>7</b>	<b>8</b>	<b>9</b>	<b>10</b>
	1	1:14.64	1:14.52	1:14.10	1:13.22	1:13.75	1:13.70	1:12.54	1:11.04	1:11.45	1:10.56
	11	1:11.46	1:27.72								
<b>77</b>	<b>Geraint OWEN</b>										
	<b>Lap</b>	<b>1</b>	<b>2</b>	<b>3</b>	<b>4</b>	<b>5</b>	<b>6</b>	<b>7</b>	<b>8</b>	<b>9</b>	<b>10</b>
	1	1:15.23	1:14.79	1:38.38	1:11.51	1:10.01	1:09.24	1:09.71	1:11.15	1:08.85	1:40.43
<b>131</b>	<b>Dave WALL</b>										
	<b>Lap</b>	<b>1</b>	<b>2</b>	<b>3</b>	<b>4</b>	<b>5</b>	<b>6</b>	<b>7</b>	<b>8</b>	<b>9</b>	<b>10</b>
	1	1:19.54	1:18.53	1:23.49	1:23.81	1:23.55	1:24.24	1:24.10	1:25.03	1:20.11	1:19.27
	11	1:16.45									
<b>153</b>	<b>Sam WILSON</b>										
	<b>Lap</b>	<b>1</b>	<b>2</b>	<b>3</b>	<b>4</b>	<b>5</b>	<b>6</b>	<b>7</b>	<b>8</b>	<b>9</b>	<b>10</b>
	1	1:11.61	1:07.87	1:08.78	1:08.32	1:06.74	1:06.36	1:15.25	2:10.47	1:06.35	1:07.45
	11	1:05.63	1:21.58								
<b>167</b>	<b>Michael O'BRIEN</b>										
	<b>Lap</b>	<b>1</b>	<b>2</b>	<b>3</b>	<b>4</b>	<b>5</b>	<b>6</b>	<b>7</b>	<b>8</b>	<b>9</b>	<b>10</b>
	1	1:13.59	1:05.85	1:06.77	1:09.51	1:05.70	1:07.54	1:06.01	1:05.48	1:08.07	1:05.51
	11	1:04.93	1:07.90	1:05.93	1:05.18	1:27.48					
<b>217</b>	<b>Roland WETTSTEIN</b>										
	<b>Lap</b>	<b>1</b>	<b>2</b>	<b>3</b>	<b>4</b>	<b>5</b>	<b>6</b>	<b>7</b>	<b>8</b>	<b>9</b>	<b>10</b>
	1	1:26.32	1:19.79	1:32.10	3:14.07	1:31.03	1:29.87	1:32.00	1:53.47		
<b>269</b>	<b>Dougal CAWLEY</b>										
	<b>Lap</b>	<b>1</b>	<b>2</b>	<b>3</b>	<b>4</b>	<b>5</b>	<b>6</b>	<b>7</b>	<b>8</b>	<b>9</b>	<b>10</b>
	1	2:00.16	1:57.19	1:57.57	1:57.79	2:04.46					



# The Vintage Sports-Car Club

## FISCAR & PRE-1955 SPORTS CARS

### PROVISIONAL RESULT - PRACTICE SESSION 6

PI	No	CI Name	Car	Laps	Time on Lap	Behind	MPH
1	132	Tim LLEWELLYN	Allard J2	10	1:09.78	3	84.56
2	99	Christopher KEEN	Kurtis 500 S	16	1:10.48	12	83.72
3	120	Jonathan ABECASSIS	Austin Healey 100/4	16	1:13.07	16	80.75
4	188	Paul WOOLMER	Elva Courier	14	1:13.24	11	80.56
5	98	John URE	Cooper Bristol T24/25	6	1:13.37	5	80.42
6	25	Tania PILKINGTON	Maserati 300S	13	1:14.82	6	78.86
7	2	A.KING/ D.COTTINGHAM	AC Ace Bristol	13	1:14.82	12	78.86
8	24	Alistair PUGH	Frazer Nash Le Mans Rep	15	1:15.24	11	78.42
9	124	Jim CAMPBELL	Austin Healey 100/4	15	1:16.15	13	77.48
10	41	Brian ARCULUS	Lotus Mark IX	15	1:16.46	7	77.17
11	171	Alex QUATTLEBAUM	Leco Sports	15	1:16.74	4	76.89
12	40	Barry DYE	Lotus Elite	15	1:17.15	14	76.48
13	93	M.GROVES/ D. CAWLEY	Lotus Elite	13	1:17.30	5	76.33
14	212	Justin BECKETT	AC Ace Bristol	15	1:17.53	14	76.10
15	30	Christopher MANN	Alfa Romeo Disco Volante	13	1:17.85	11	75.79
16	126	R.DANIELL/ M.DANIELL	MG MGA Twin	12	1:18.17	12	75.48
17	70	Alan HOUSE	Morgan +4	13	1:18.51	11	75.15
18	47	Simon JEFFERIES	Aston Martin DB Mk111	11	1:23.11	4	71.00
19	159	Martin STOWE	MG A	2	1:23.46	2	70.70
20	55	Matthew COLLINGS	Austin Healey 100M	14	1:25.75	14	68.81
21	192	J.BREWSTER/ J.HOLDEN	Frazer Nash Le Mans Rep	9	1:26.00	2	68.61

Start Time : 11:00

Silverstone

16 Jul 22 11:26

Clerk of Course:

Time Issued:

Chief Timekeeper: Anthony Smith

THESE RESULTS ARE PROVISIONAL UNTIL THE CONCLUSION OF ANY JUDICIAL AND TECHNICAL MATTERS

Timing by HS Sports Ltd - Results and Lap Times at [www.theresultslive.co.uk/vintage-sports-car-club](http://www.theresultslive.co.uk/vintage-sports-car-club)



# FISCAR & PRE-1955 SPORTS CARS

## LAP TIMES - PRACTICE SESSION 6

---

### 2 A.KING/ D.COTTINGHAM

Lap	1	2	3	4	5	6	7	8	9	10
1	1:27.95	1:19.08	1:18.19	1:19.30	1:18.30	1:18.73	4:08.63	1:16.58	1:15.52	1:15.54
11	1:16.25	1:14.82	1:15.53							

---

### 24 Alistair PUGH

Lap	1	2	3	4	5	6	7	8	9	10
1	1:24.26	1:19.36	1:18.17	1:19.93	1:17.37	1:16.63	1:16.82	1:17.42	1:16.54	1:15.97
11	1:15.24	1:16.87	1:16.78	1:15.46	1:16.68					

---

### 25 Tania PILKINGTON

Lap	1	2	3	4	5	6	7	8	9	10
1	1:25.64	1:23.58	1:18.24	1:16.27	1:16.14	1:14.82	1:15.66	1:14.91	1:14.84	1:15.13
11	1:15.81	1:14.84	1:14.90							

---

### 30 Christopher MANN

Lap	1	2	3	4	5	6	7	8	9	10
1	1:36.36	1:27.73	1:21.07	1:19.19	1:20.31	1:19.24	1:18.62	1:20.64	1:20.53	1:18.69
11	1:17.85	1:18.32	1:17.99							

---

### 40 Barry DYE

Lap	1	2	3	4	5	6	7	8	9	10
1	1:28.29	1:21.40	1:21.80	1:20.67	1:20.29	1:18.51	1:20.99	1:18.75	1:18.40	1:20.57
11	1:18.93	1:19.47	1:18.35	1:17.15	1:19.88					

---

### 41 Brian ARCULUS

Lap	1	2	3	4	5	6	7	8	9	10
1	1:21.56	1:17.32	1:16.81	1:17.01	1:16.59	1:17.00	1:16.46	1:17.46	1:17.54	1:19.25
11	1:19.18	1:19.17	1:17.42	1:19.58	1:17.67					

---

### 47 Simon JEFFERIES

Lap	1	2	3	4	5	6	7	8	9	10
1	1:38.63	1:30.03	1:24.49	1:23.11	1:23.41	3:46.10	1:24.72	1:23.49	1:23.16	1:23.26
11	1:30.22									

---

### 55 Matthew COLLINGS

Lap	1	2	3	4	5	6	7	8	9	10
1	1:33.70	1:29.08	1:28.17	1:28.91	1:29.56	1:29.63	1:26.40	1:28.82	1:26.92	1:26.25
11	1:27.11	1:27.17	1:26.54	1:25.75						

---

### 70 Alan HOUSE

Lap	1	2	3	4	5	6	7	8	9	10
1	1:34.77	1:27.69	1:24.07	1:20.78	1:19.02	1:21.49	1:19.76	1:18.97	1:19.15	1:19.02
11	1:18.51	1:20.77	1:21.09							

---

### 93 M.GROVES/ D. CAWLEY

Lap	1	2	3	4	5	6	7	8	9	10
1	1:21.03	1:18.32	1:17.47	1:19.49	1:17.30	4:17.26	1:20.66	1:18.90	1:18.39	1:19.77
11	1:18.74	1:17.96	1:18.86							

<b>98</b>	<b>John URE</b>										
	<b>Lap</b>	<b>1</b>	<b>2</b>	<b>3</b>	<b>4</b>	<b>5</b>	<b>6</b>	<b>7</b>	<b>8</b>	<b>9</b>	<b>10</b>
	1	1:16.98	1:17.18	1:14.00	1:13.40	1:13.37	1:13.80				
<b>99</b>	<b>Christopher KEEN</b>										
	<b>Lap</b>	<b>1</b>	<b>2</b>	<b>3</b>	<b>4</b>	<b>5</b>	<b>6</b>	<b>7</b>	<b>8</b>	<b>9</b>	<b>10</b>
	1	1:22.00	1:12.40	1:11.71	1:11.66	1:11.63	1:12.00	1:12.69	1:11.01	1:11.94	1:10.91
	11	1:13.71	1:10.48	1:12.55	1:11.28	1:12.27	1:16.10				
<b>120</b>	<b>Jonathan ABECASSIS</b>										
	<b>Lap</b>	<b>1</b>	<b>2</b>	<b>3</b>	<b>4</b>	<b>5</b>	<b>6</b>	<b>7</b>	<b>8</b>	<b>9</b>	<b>10</b>
	1	1:17.54	1:16.35	1:15.47	1:14.65	1:15.64	1:14.65	1:13.88	1:13.91	1:13.74	1:13.93
	11	1:14.04	1:13.62	1:13.68	1:13.81	1:13.96	1:13.07				
<b>124</b>	<b>Jim CAMPBELL</b>										
	<b>Lap</b>	<b>1</b>	<b>2</b>	<b>3</b>	<b>4</b>	<b>5</b>	<b>6</b>	<b>7</b>	<b>8</b>	<b>9</b>	<b>10</b>
	1	1:22.48	1:19.34	1:17.39	1:17.56	1:17.27	1:16.51	1:16.40	1:30.17	1:18.72	1:18.57
	11	1:17.26	1:16.94	1:16.15	1:19.18	1:17.53					
<b>126</b>	<b>R.DANIELL/ M.DANIELL</b>										
	<b>Lap</b>	<b>1</b>	<b>2</b>	<b>3</b>	<b>4</b>	<b>5</b>	<b>6</b>	<b>7</b>	<b>8</b>	<b>9</b>	<b>10</b>
	1	1:48.41	1:33.81	1:29.81	1:30.84	1:33.74	4:27.95	1:19.54	1:18.71	1:18.42	1:19.04
	11	1:18.59	1:18.17								
<b>132</b>	<b>Tim LLEWELLYN</b>										
	<b>Lap</b>	<b>1</b>	<b>2</b>	<b>3</b>	<b>4</b>	<b>5</b>	<b>6</b>	<b>7</b>	<b>8</b>	<b>9</b>	<b>10</b>
	1	1:19.20	1:11.11	1:09.78	1:12.68	1:10.25	1:10.01	1:10.18	1:10.24	1:10.67	1:10.91
<b>159</b>	<b>Martin STOWE</b>										
	<b>Lap</b>	<b>1</b>	<b>2</b>	<b>3</b>	<b>4</b>	<b>5</b>	<b>6</b>	<b>7</b>	<b>8</b>	<b>9</b>	<b>10</b>
	1	1:25.57	1:23.46								
<b>171</b>	<b>Alex QUATTLEBAUM</b>										
	<b>Lap</b>	<b>1</b>	<b>2</b>	<b>3</b>	<b>4</b>	<b>5</b>	<b>6</b>	<b>7</b>	<b>8</b>	<b>9</b>	<b>10</b>
	1	1:21.92	1:18.58	1:17.42	1:16.74	1:16.96	1:18.46	1:21.06	1:17.61	1:17.39	1:17.03
	11	1:18.41	1:17.31	1:16.93	1:19.57	1:18.28					
<b>188</b>	<b>Paul WOOLMER</b>										
	<b>Lap</b>	<b>1</b>	<b>2</b>	<b>3</b>	<b>4</b>	<b>5</b>	<b>6</b>	<b>7</b>	<b>8</b>	<b>9</b>	<b>10</b>
	1	1:19.00	1:16.11	1:16.11	1:22.00	1:15.82	1:15.24	1:16.55	1:14.28	3:53.94	1:13.86
	11	1:13.24	1:14.98	1:13.44	1:13.85						
<b>192</b>	<b>J.BREWSTER/ J.HOLDEN</b>										
	<b>Lap</b>	<b>1</b>	<b>2</b>	<b>3</b>	<b>4</b>	<b>5</b>	<b>6</b>	<b>7</b>	<b>8</b>	<b>9</b>	<b>10</b>
	1	1:30.63	1:26.00	1:28.06	1:26.31	5:40.39	1:29.46	1:28.84	1:28.98	1:29.72	
<b>212</b>	<b>Justin BECKETT</b>										
	<b>Lap</b>	<b>1</b>	<b>2</b>	<b>3</b>	<b>4</b>	<b>5</b>	<b>6</b>	<b>7</b>	<b>8</b>	<b>9</b>	<b>10</b>
	1	1:31.21	1:24.10	1:21.00	1:19.48	1:19.90	1:19.17	1:18.72	1:18.65	1:18.09	1:19.74
	11	1:17.90	1:18.24	1:19.16	1:17.53	1:17.82					



# The Vintage Sports-Car Club

## PRE-WAR CARS

### PROVISIONAL RESULT - PRACTICE SESSION 7

PI	No	CI	Name	Car	Laps	Time on Lap	Behind	MPH	
1	29		Michael JAMES	Riley 12/4 Cotton Special	8	1:14.41	7	79.30	
2	712		Ben MAEERS	GN Parker	11	1:15.89	9	01.48	77.75
3	35		Chris HUDSON	Bugatti T35B	5	1:24.04	4	09.63	70.21
4	26		Steven SMITH	Hotchkiss Am80	5	1:32.16	4	17.75	64.02
5	60		Nicholas POWELL	Austin/MG La Special	5	1:32.59	2	18.18	63.73
6	67		Stephen RIDDINGTON	Riley 12/4 Special	9	1:35.03	3	20.62	62.09
7	45		Ian GODDARD	MG PA-PB	9	1:35.45	5	21.04	61.82
8	88		Roland WOODTLI	Riley 15/6 Special	9	1:41.05	8	26.64	58.39
9	105		Ian FYFE	Alvis 12/70 Special	9	1:45.55	7	31.14	55.90

Start Time : 11:24

Silverstone

16 Jul 22 12:07

Clerk of Course:

Time Issued:

Chief Timekeeper: Anthony Smith

THESE RESULTS ARE PROVISIONAL UNTIL THE CONCLUSION OF ANY JUDICIAL AND TECHNICAL MATTERS

Timing by HS Sports Ltd - Results and Lap Times at [www.theresultslive.co.uk/vintage-sports-car-club](http://www.theresultslive.co.uk/vintage-sports-car-club)

# PRE-WAR CARS

## LAP TIMES - PRACTICE SESSION 7

---

<b>26</b>	<b>Steven SMITH</b>										
	<b>Lap</b>	<b>1</b>	<b>2</b>	<b>3</b>	<b>4</b>	<b>5</b>	<b>6</b>	<b>7</b>	<b>8</b>	<b>9</b>	<b>10</b>
	1	1:43.99	1:36.90	1:34.17	1:32.16	1:42.15					

---

<b>29</b>	<b>Michael JAMES</b>										
	<b>Lap</b>	<b>1</b>	<b>2</b>	<b>3</b>	<b>4</b>	<b>5</b>	<b>6</b>	<b>7</b>	<b>8</b>	<b>9</b>	<b>10</b>
	1	1:19.64	1:15.92	1:14.51	1:16.46	1:17.90	1:15.30	1:14.41	1:32.37		

---

<b>35</b>	<b>Chris HUDSON</b>										
	<b>Lap</b>	<b>1</b>	<b>2</b>	<b>3</b>	<b>4</b>	<b>5</b>	<b>6</b>	<b>7</b>	<b>8</b>	<b>9</b>	<b>10</b>
	1	1:29.28	1:24.49	1:24.30	1:24.04	1:42.49					

---

<b>45</b>	<b>Ian GODDARD</b>										
	<b>Lap</b>	<b>1</b>	<b>2</b>	<b>3</b>	<b>4</b>	<b>5</b>	<b>6</b>	<b>7</b>	<b>8</b>	<b>9</b>	<b>10</b>
	1	1:44.92	1:44.55	1:37.42	1:40.30	1:35.45	1:40.80	1:38.34	1:38.10	1:36.32	

---

<b>60</b>	<b>Nicholas POWELL</b>										
	<b>Lap</b>	<b>1</b>	<b>2</b>	<b>3</b>	<b>4</b>	<b>5</b>	<b>6</b>	<b>7</b>	<b>8</b>	<b>9</b>	<b>10</b>
	1	1:36.79	1:32.59	1:36.20	2:00.20	1:38.61					

---

<b>67</b>	<b>Stephen RIDDINGTON</b>										
	<b>Lap</b>	<b>1</b>	<b>2</b>	<b>3</b>	<b>4</b>	<b>5</b>	<b>6</b>	<b>7</b>	<b>8</b>	<b>9</b>	<b>10</b>
	1	1:43.40	1:35.97	1:35.03	1:38.32	1:35.59	1:35.95	1:38.42	1:40.20	1:37.30	

---

<b>88</b>	<b>Roland WOODTLI</b>										
	<b>Lap</b>	<b>1</b>	<b>2</b>	<b>3</b>	<b>4</b>	<b>5</b>	<b>6</b>	<b>7</b>	<b>8</b>	<b>9</b>	<b>10</b>
	1	1:45.08	1:44.76	1:48.64	1:44.56	1:42.20	1:42.85	1:42.96	1:41.05	1:42.23	

---

<b>105</b>	<b>Ian FYFE</b>										
	<b>Lap</b>	<b>1</b>	<b>2</b>	<b>3</b>	<b>4</b>	<b>5</b>	<b>6</b>	<b>7</b>	<b>8</b>	<b>9</b>	<b>10</b>
	1	1:47.61	1:47.44	1:49.53	1:51.07	1:48.94	1:48.24	1:45.55	1:47.55	2:26.03	

---

<b>712</b>	<b>Ben MAEERS</b>										
	<b>Lap</b>	<b>1</b>	<b>2</b>	<b>3</b>	<b>4</b>	<b>5</b>	<b>6</b>	<b>7</b>	<b>8</b>	<b>9</b>	<b>10</b>
	1	1:30.96	1:18.25	1:17.95	1:17.23	1:21.89	1:17.48	1:17.01	1:17.10	1:15.89	1:16.22
	11	1:16.91									

---



# The Vintage Sports-Car Club

## PRE-WAR CARS

### PROVISIONAL RESULT - PRACTICE SESSION 8

PI	No	CI Name	Car	Laps	Time on Lap	Behind	MPH
1	18	Patrick BLAKENEY-EDWARDS	Frazer Nash Super Sports	11	1:13.85	2	79.90
2	112	Justin MAEERS	GN Parker	4	1:15.65	4 01.80	78.00
3	198	Nick WIGLEY	Cooper Bristol T24/25	5	1:17.25	3 03.40	76.38
4	220	Rodney SEBER	Wolseley Hornet Special	11	1:18.37	2 04.52	75.29
5	312	Tom HARDMAN	Bugatti T35B	11	1:18.94	9 05.09	74.75
6	769	Charlie MARTIN	GN/Ford Piglet	11	1:19.75	10 05.90	73.99
7	54	Paul BAKER	Frazer Nash Sports	11	1:24.30	10 10.45	69.99
8	195	Rebecca SMITH	Morris Minor	10	1:26.27	10 12.42	68.39
9	94	Charles GOLDSPINK	Frazer Nash Acedes	10	1:28.16	10 14.31	66.93
10	555	Matthew EDWARDS	Austin 7	9	1:32.95	3 19.10	63.48
11	196	Georgina BRADFIELD	Invicta S Type	9	1:36.01	9 22.16	61.46
12	87	William COLLEDGE	Wolseley Hornet Special	9	1:37.07	2 23.22	60.79
13	49	Archie WATERFIELD	Austin 7	5	1:37.60	4 23.75	60.45
14	191	Simon BLAKENEY-EDWARDS	Alvis FD 12/75 FWD	9	1:40.74	8 26.89	58.57
15	92	Jeremy BREWSTER	Lea-Francis P Type	8	1:45.15	6 31.30	56.11
16	107	John WISEMAN	Frazer Nash Interceptor	8	1:50.35	3 36.50	53.47
17	298	Kerry WILSON	Alvis Silver Eagle	7	1:51.64	4 37.79	52.85
18	109	Tobias BRUCE	Bean 18/50	6	1:52.33	5 38.48	52.53
19	102	Thomas CLYNES	Riley 9	7	1:58.44	6 44.59	49.82

Start Time : 11:48

Silverstone

16 Jul 22 12:10

Clerk of Course:

Time Issued:

Chief Timekeeper: Anthony Smith

THESE RESULTS ARE PROVISIONAL UNTIL THE CONCLUSION OF ANY JUDICIAL AND TECHNICAL MATTERS

Timing by HS Sports Ltd - Results and Lap Times at [www.theresultslive.co.uk/vintage-sports-car-club](http://www.theresultslive.co.uk/vintage-sports-car-club)

# PRE-WAR CARS

## LAP TIMES - PRACTICE SESSION 8

---

### 18 Patrick BLAKENEY-EDWARDS

Lap	1	2	3	4	5	6	7	8	9	10
1	1:17.64	1:13.85	1:16.55	1:14.55	1:13.96	1:14.12	1:14.18	1:16.83	1:18.97	1:13.95
11	1:28.98									

---

### 49 Archie WATERFIELD

Lap	1	2	3	4	5	6	7	8	9	10
1	1:42.50	1:47.22	1:41.46	1:37.60	1:50.61					

---

### 54 Paul BAKER

Lap	1	2	3	4	5	6	7	8	9	10
1	1:28.31	1:26.27	1:25.63	1:27.68	1:26.00	1:27.77	1:26.80	1:24.68	1:25.42	1:24.30
11	1:24.51									

---

### 87 William COLLEDGE

Lap	1	2	3	4	5	6	7	8	9	10
1	1:41.56	1:37.07	1:40.90	1:40.85	1:43.24	1:42.45	1:42.41	1:41.10	1:40.35	

---

### 92 Jeremy BREWSTER

Lap	1	2	3	4	5	6	7	8	9	10
1	1:48.94	1:48.75	1:46.06	1:46.27	1:47.13	1:45.15	1:45.26	1:45.79		

---

### 94 Charles GOLDSPINK

Lap	1	2	3	4	5	6	7	8	9	10
1	1:36.41	1:37.10	1:34.64	1:32.52	1:32.82	1:33.82	1:31.03	1:28.93	1:30.91	1:28.16

---

### 102 Thomas CLYNES

Lap	1	2	3	4	5	6	7	8	9	10
1	2:03.59	2:02.95	2:00.74	2:03.37	2:02.89	1:58.44	1:59.91			

---

### 107 John WISEMAN

Lap	1	2	3	4	5	6	7	8	9	10
1	1:54.49	1:54.25	1:50.35	1:50.69	1:50.57	1:52.60	1:53.14	1:51.83		

---

### 109 Tobias BRUCE

Lap	1	2	3	4	5	6	7	8	9	10
1	1:56.96	1:54.71	1:52.61	1:52.35	1:52.33	2:05.88				

---

### 112 Justin MAEERS

Lap	1	2	3	4	5	6	7	8	9	10
1	1:17.58	1:16.20	1:15.72	1:15.65						

---

### 191 Simon BLAKENEY-EDWARDS

Lap	1	2	3	4	5	6	7	8	9	10
1	1:46.69	1:43.66	1:43.57	1:42.94	1:42.80	1:42.75	1:40.80	1:40.74	1:54.35	

---

### 195 Rebecca SMITH

Lap	1	2	3	4	5	6	7	8	9	10
1	1:47.85	1:36.24	1:30.59	1:27.87	1:30.39	1:28.41	1:27.09	1:26.93	1:27.69	1:26.27

---

**196 Georgina BRADFIELD**

Lap	1	2	3	4	5	6	7	8	9	10
1	1:45.33	1:41.24	1:40.60	1:40.68	1:40.13	1:39.41	1:36.41	1:37.41	1:36.01	

---

**198 Nick WIGLEY**

Lap	1	2	3	4	5	6	7	8	9	10
1	1:31.50	1:19.48	1:17.25	1:21.61	1:39.47					

---

**220 Rodney SEBER**

Lap	1	2	3	4	5	6	7	8	9	10
1	1:19.47	1:18.37	1:22.66	1:19.64	1:20.29	1:21.68	1:21.38	1:28.03	1:21.13	1:23.01
11	1:22.40									

---

**298 Kerry WILSON**

Lap	1	2	3	4	5	6	7	8	9	10
1	1:52.67	1:55.80	1:52.25	1:51.64	1:54.75	1:59.92	2:06.34			

---

**312 Tom HARDMAN**

Lap	1	2	3	4	5	6	7	8	9	10
1	1:23.73	1:20.12	1:22.45	1:21.36	1:21.48	1:20.20	1:18.98	1:19.75	1:18.94	1:19.26
11	1:31.20									

---

**555 Matthew EDWARDS**

Lap	1	2	3	4	5	6	7	8	9	10
1	1:50.41	1:42.39	1:32.95	1:36.63	1:44.10	1:43.39	1:40.06	1:39.92	1:39.43	

---

**769 Charlie MARTIN**

Lap	1	2	3	4	5	6	7	8	9	10
1	1:25.44	1:22.50	1:22.16	1:21.28	1:21.83	1:20.04	1:22.44	1:21.66	1:21.30	1:19.75
11	1:20.50									



## SILVERSTONE TROPHY RACE FOR VSCC SPECIALS

### RESULT - RACE 1

Pl	No	Cl	Name	Car	Year	Laps	Time	Behind	MPH	Best Lap on	MPH
1	32		Oliver LLEWELLYN	Bentley 3/8	1926/30	13	16:11.72		78.94	1:13.15	8 80.66
2	36		Michael JAMES	Riley 12/4 TT Sprite Rep	1935	13	16:17.89	6.17	78.44	1:13.06	5 80.76
3	19		Sandford ANDREWS	Morgan Aero 2Str	1926	13	16:59.18	47.46	75.26	1:16.72	9 76.91
4	42		Tom THORNTON	BMW 329/28 K	1936	13	17:01.59	49.87	75.08	1:16.61	2 77.02
5	20		Anthony SEBER	Wolseley Hornet Special	1935	13	17:09.27	57.55	74.52	1:18.05	6 75.60 *
6	169		Dougal CAWLEY	GN/Ford Piglet	1929	13	17:10.13	58.41	74.46	1:17.95	8 75.69
7	61		Simon GALLON	BMW Frazer Nash 329/8	1937	12	16:22.52	1 Lap	72.06	1:19.63	7 74.10
8	145		Charles GODDARD	MG PA-PB	1934	12	16:44.63	1 Lap	70.48	1:21.90	7 72.04
9	177		Rupert MANN	Riley Special	1935	12	16:47.95	1 Lap	70.25	1:22.61	2 71.42
10	44		Jo BLAKENEY-EDWARDS	Frazer Nash Super Sports	1929	12	17:07.44	1 Lap	68.91	1:22.96	4 71.12
11	82		Matthew MOORE	Austin 7 Ulster	1930	12	17:22.78	1 Lap	67.90	1:25.25	2 69.21
12	50		Andrew LONG	MG N Mquette	1933	12	17:33.40	1 Lap	67.22	1:25.95	8 68.65
13	195		Rebecca SMITH	Morris Minor	1929	12	17:34.65	1 Lap	67.14	1:25.99	3 68.62
14	75		Iain ROCHE	Frazer Nash TT Rep	1937	11	16:54.76	2 Laps	63.96	1:30.89	11 64.92
15	69		Adam FORSTER	Austin 7	1930	11	17:14.40	2 Laps	62.75	1:29.02	6 66.28
16	194		David GOLDSPINK	Frazer Nash Acedes	1927	11	17:39.10	2 Laps	61.28	1:30.63	8 65.10
17	65		George SCHOLEY	Austin Ulster	1931	10	16:35.82	3 Laps	59.25	1:34.78	3 62.25
18	117		Alastair BAILEY	Riley 9 2 Seat Special	1930	10	17:30.28	3 Laps	56.18	1:39.89	10 59.07
19	105		Ian FYFE	Alvis 12/70 Special	1937	10	17:34.57	3 Laps	55.95	1:40.27	7 58.85
<b>Not-Classified</b>											
	37		James PAINTER	MG Kayne Special	1935	11	15:42.85	DNF	68.84	1:19.53	4 74.19
	85		John MOSS	Austin Seven Sports	1933	7	10:37.92	DNF	64.75	1:28.38	2 66.76
	49		Archie WATERFIELD	Austin 7	1934	2	6:57.40	DNF	28.27	5:02.06	2 19.53

#### Fastest Lap

36	Michael JAMES	Riley 12/4 TT Sprite Rep	1935						1:13.06	5	80.76
----	---------------	--------------------------	------	--	--	--	--	--	---------	---	-------

\*\*\* = handicap winner

Start Time : 13:17

Silverstone

16 Jul 22 13:36

Clerk of Course:	Time Issued:	Chief Timekeeper: Anthony Smith
------------------	--------------	---------------------------------

THESE RESULTS ARE PROVISIONAL UNTIL THE CONCLUSION OF ANY JUDICIAL AND TECHNICAL MATTERS

Timing by HS Sports Ltd - Results and Lap Times at [www.theresultslive.co.uk/vintage-sports-car-club](http://www.theresultslive.co.uk/vintage-sports-car-club)



# RACE GRID

## SILVERSTONE TROPHY RACE FOR VSCC SPECIALS

### RACE 1

ROW 14		
ROW 13	<b>56</b> 02:03.590 Ian GILES	<b>105</b> 01:45.550 Ian FYFE
ROW 12	<b>117</b> 01:40.580 Alastair BAILEY	<b>34</b> 01:39.440 Richard STOTT
ROW 11	<b>49</b> 01:37.600 Archie WATERFIELD	<b>65</b> 01:35.000 George SCHOLEY
ROW 10	<b>69</b> 01:30.930 Adam FORSTER	<b>75</b> 01:30.290 Iain ROCHE
ROW 9	<b>85</b> 01:29.850 John MOSS	<b>194</b> 01:28.370 David GOLDSPIK
ROW 8	<b>82</b> 01:26.710 Matthew MOORE	<b>195</b> 01:26.270 Rebecca SMITH
ROW 7	<b>50</b> 01:25.560 Andrew LONG	<b>44</b> 01:23.930 Jo BLAKENEY-EDWARD
ROW 6	<b>177</b> 01:23.220 Rupert MANN	<b>145</b> 01:21.890 Charles GODDARD
ROW 5	<b>61</b> 01:20.990 Simon GALLON	<b>37</b> 01:20.400 James PAINTER
ROW 4	<b>20</b> 01:18.910 Anthony SEBER	<b>169</b> 01:18.230 Dougal CAWLEY
ROW 3	<b>19</b> 01:16.760 Sandford ANDREWS	<b>712</b> 01:15.890 Ben MAEERS
ROW 2	<b>36</b> 01:15.630 Michael JAMES	<b>42</b> 01:14.050 Tom THORNTON
ROW 1	<b>6</b> 01:13.630 Robin TULUIE	<b>32</b> 01:12.520 Oliver LLEWELLYN

POLE

# SILVERSTONE TROPHY RACE FOR VSCC SPECIALS

## LAP TIMES - RACE 1

---

### 19 Sandford ANDREWS

Lap	1	2	3	4	5	6	7	8	9	10
1	1:24.92	1:17.50	1:18.34	1:18.55	1:17.75	1:17.13	1:16.81	1:17.95	1:16.72	1:19.57
11	1:17.85	1:18.25	1:17.84							

---

### 20 Anthony SEBER

Lap	1	2	3	4	5	6	7	8	9	10
1	1:22.66	1:18.88	1:18.68	1:18.91	1:18.83	1:18.05	1:18.45	1:18.20	1:18.80	1:19.79
11	1:19.83	1:19.42	1:18.77							

---

### 32 Oliver LLEWELLYN

Lap	1	2	3	4	5	6	7	8	9	10
1	1:17.11	1:13.21	1:14.53	1:14.34	1:13.31	1:13.56	1:15.02	1:13.15	1:13.69	1:15.82
11	1:16.83	1:16.02	1:15.13							

---

### 36 Michael JAMES

Lap	1	2	3	4	5	6	7	8	9	10
1	1:17.90	1:13.98	1:14.23	1:14.33	1:13.06	1:13.59	1:17.37	1:15.74	1:13.80	1:16.50
11	1:15.92	1:14.86	1:16.61							

---

### 37 James PAINTER

Lap	1	2	3	4	5	6	7	8	9	10
1	1:27.20	1:23.11	1:19.85	1:19.53	1:22.83	1:22.76	1:25.80	1:27.10	1:29.01	1:28.62
11	1:37.04									

---

### 42 Tom THORNTON

Lap	1	2	3	4	5	6	7	8	9	10
1	1:22.74	1:16.61	1:17.71	1:17.86	1:17.13	1:16.91	1:18.62	1:19.25	1:16.95	1:20.52
11	1:18.52	1:20.31	1:18.46							

---

### 44 Jo BLAKENEY-EDWARDS

Lap	1	2	3	4	5	6	7	8	9	10
1	1:31.65	1:24.48	1:23.35	1:22.96	1:24.74	1:26.52	1:25.60	1:26.37	1:26.00	1:24.95
11	1:25.77	1:25.05								

---

### 49 Archie WATERFIELD

Lap	1	2	3	4	5	6	7	8	9	10
1	1:55.34	5:02.06								

---

### 50 Andrew LONG

Lap	1	2	3	4	5	6	7	8	9	10
1	1:33.98	1:27.99	1:26.76	1:27.47	1:27.10	1:27.56	1:27.10	1:25.95	1:28.99	1:27.28
11	1:26.92	1:26.30								

---

### 61 Simon GALLON

Lap	1	2	3	4	5	6	7	8	9	10
1	1:31.96	1:21.22	1:21.56	1:20.13	1:20.13	1:19.82	1:19.63	1:19.67	1:21.86	1:22.39
11	1:22.64	1:21.51								

<b>65</b>	<b>George SCHOLEY</b>									
<b>Lap</b>	<b>1</b>	<b>2</b>	<b>3</b>	<b>4</b>	<b>5</b>	<b>6</b>	<b>7</b>	<b>8</b>	<b>9</b>	<b>10</b>
1	1:50.52	1:37.51	1:34.78	1:37.20	1:37.11	1:37.23	1:39.20	1:41.57	1:41.42	1:39.28
<b>69</b>	<b>Adam FORSTER</b>									
<b>Lap</b>	<b>1</b>	<b>2</b>	<b>3</b>	<b>4</b>	<b>5</b>	<b>6</b>	<b>7</b>	<b>8</b>	<b>9</b>	<b>10</b>
1	1:37.57	1:29.42	1:31.30	1:30.85	1:30.45	1:29.02	1:31.49	1:43.42	1:39.14	1:36.05
11	1:35.69									
<b>75</b>	<b>Iain ROCHE</b>									
<b>Lap</b>	<b>1</b>	<b>2</b>	<b>3</b>	<b>4</b>	<b>5</b>	<b>6</b>	<b>7</b>	<b>8</b>	<b>9</b>	<b>10</b>
1	1:39.36	1:31.37	1:31.58	1:31.30	1:31.43	1:32.41	1:31.54	1:32.58	1:31.15	1:31.15
11	1:30.89									
<b>82</b>	<b>Matthew MOORE</b>									
<b>Lap</b>	<b>1</b>	<b>2</b>	<b>3</b>	<b>4</b>	<b>5</b>	<b>6</b>	<b>7</b>	<b>8</b>	<b>9</b>	<b>10</b>
1	1:34.98	1:25.25	1:25.69	1:26.35	1:26.36	1:25.77	1:27.46	1:26.04	1:26.83	1:25.75
11	1:25.41	1:26.89								
<b>85</b>	<b>John MOSS</b>									
<b>Lap</b>	<b>1</b>	<b>2</b>	<b>3</b>	<b>4</b>	<b>5</b>	<b>6</b>	<b>7</b>	<b>8</b>	<b>9</b>	<b>10</b>
1	1:38.07	1:28.38	1:30.39	1:30.31	1:30.98	1:30.07	1:29.72			
<b>105</b>	<b>Ian FYFE</b>									
<b>Lap</b>	<b>1</b>	<b>2</b>	<b>3</b>	<b>4</b>	<b>5</b>	<b>6</b>	<b>7</b>	<b>8</b>	<b>9</b>	<b>10</b>
1	1:54.06	1:44.01	1:45.24	1:41.69	1:43.22	1:41.99	1:40.27	1:42.16	1:49.11	1:52.82
<b>117</b>	<b>Alastair BAILEY</b>									
<b>Lap</b>	<b>1</b>	<b>2</b>	<b>3</b>	<b>4</b>	<b>5</b>	<b>6</b>	<b>7</b>	<b>8</b>	<b>9</b>	<b>10</b>
1	1:57.79	1:45.61	1:44.38	1:43.06	1:43.21	1:42.78	1:46.93	1:44.80	1:41.83	1:39.89
<b>145</b>	<b>Charles GODDARD</b>									
<b>Lap</b>	<b>1</b>	<b>2</b>	<b>3</b>	<b>4</b>	<b>5</b>	<b>6</b>	<b>7</b>	<b>8</b>	<b>9</b>	<b>10</b>
1	1:30.36	1:22.33	1:22.73	1:22.87	1:24.60	1:23.02	1:21.90	1:22.35	1:22.88	1:23.94
11	1:23.83	1:23.82								
<b>169</b>	<b>Dougal CAWLEY</b>									
<b>Lap</b>	<b>1</b>	<b>2</b>	<b>3</b>	<b>4</b>	<b>5</b>	<b>6</b>	<b>7</b>	<b>8</b>	<b>9</b>	<b>10</b>
1	1:22.40	1:20.23	1:18.38	1:19.10	1:18.56	1:18.42	1:18.74	1:17.95	1:18.29	1:20.02
11	1:18.56	1:20.36	1:19.12							
<b>177</b>	<b>Rupert MANN</b>									
<b>Lap</b>	<b>1</b>	<b>2</b>	<b>3</b>	<b>4</b>	<b>5</b>	<b>6</b>	<b>7</b>	<b>8</b>	<b>9</b>	<b>10</b>
1	1:29.49	1:22.61	1:22.78	1:23.04	1:24.63	1:23.33	1:23.47	1:23.10	1:23.21	1:23.70
11	1:23.82	1:24.77								
<b>194</b>	<b>David GOLDSPINK</b>									
<b>Lap</b>	<b>1</b>	<b>2</b>	<b>3</b>	<b>4</b>	<b>5</b>	<b>6</b>	<b>7</b>	<b>8</b>	<b>9</b>	<b>10</b>
1	2:12.33	1:32.82	1:36.94	1:32.49	1:31.02	1:31.34	1:32.29	1:30.63	1:34.35	1:32.94
11	1:31.95									
<b>195</b>	<b>Rebecca SMITH</b>									
<b>Lap</b>	<b>1</b>	<b>2</b>	<b>3</b>	<b>4</b>	<b>5</b>	<b>6</b>	<b>7</b>	<b>8</b>	<b>9</b>	<b>10</b>
1	1:35.33	1:26.63	1:25.99	1:26.25	1:26.26	1:28.18	1:26.76	1:28.70	1:29.89	1:27.26
11	1:26.72	1:26.68								

# Lap Chart

## SILVERSTONE TROPHY RACE FOR VSCC SPECIALS - RACE 1

Lap 1		Lap 2		Lap 3		Lap 4		Lap 5		Lap 6		Lap 7		Lap 8		Lap 9		Lap 10	
No	Time	No	Time	No	Time	No	Time	No	Time	No	Time	No	Time	No	Time	No	Time	No	Time
32	1:17.11	32	2:30.32	32	3:44.85	32	4:59.19	32	6:12.50	32	7:26.06	32	8:41.08	32	9:54.23	32	11:07.92	32	12:23.74
36	1:17.90	36	2:31.88	194	3:45.15 *1	36	5:00.44	36	6:13.50	36	7:27.09	82	8:44.40 *1	65	9:54.35 *2	37	11:08.18 *1	117	12:23.76 *3
169	1:22.40	42	2:39.35	36	3:46.11	65	5:02.81 *1	75	6:13.61 *1	85	7:38.13 *1	36	8:44.46	194	9:56.94 *2	145	11:10.16 *1	36	12:30.50
20	1:22.66	20	2:41.54	42	3:57.06	42	5:14.92	42	6:32.05	69	7:39.59 *1	105	8:48.22 *2	44	9:59.30 *1	177	11:12.45 *1	145	12:33.04 *1
42	1:22.74	19	2:42.42	20	4:00.22	20	5:19.13	19	6:37.06	75	7:45.04 *1	195	8:48.64 *1	36	10:00.20	36	11:14.00	177	12:35.66 *1
19	1:24.92	169	2:42.63	19	4:00.76	19	5:19.31	20	6:37.96	42	7:48.96	50	8:50.86 *1	82	10:11.86 *1	44	11:25.67 *1	37	12:37.19 *1
37	1:27.20	37	2:50.31	169	4:01.01	169	5:20.11	169	6:38.67	19	7:54.19	117	8:54.05 *2	195	10:15.40 *1	194	11:29.23 *2	44	12:51.67 *1
177	1:29.49	177	2:52.10	37	4:10.16	194	5:22.09 *1	65	6:40.01 *1	20	7:56.01	42	9:07.58	50	10:17.96 *1	65	11:33.55 *2	194	12:59.86 *2
145	1:30.36	145	2:52.69	61	4:14.74	105	5:23.31 *1	37	6:52.52	169	7:57.09	85	9:08.20 *1	42	10:26.83	82	11:37.90 *1	42	13:04.30
44	1:31.65	61	2:53.18	177	4:14.88	117	5:27.78 *1	194	6:54.58 *1	61	8:14.82	69	9:08.61 *1	19	10:28.95	42	11:43.78	82	13:04.73 *1
61	1:31.96	44	2:56.13	145	4:15.42	37	5:29.69	61	6:55.00	37	8:15.28	19	9:11.00	105	10:30.21 *2	50	11:43.91 *1	19	13:05.24
50	1:33.98	82	3:00.23	44	4:19.48	61	5:34.87	49	6:57.40 *3	65	8:17.12 *1	20	9:14.46	20	10:32.66	195	11:44.10 *1	20	13:11.25
82	1:34.98	195	3:01.96	82	4:25.92	177	5:37.92	177	7:02.55	194	8:25.60 *1	169	9:15.83	169	10:33.78	19	11:45.67	169	13:12.09
195	1:35.33	50	3:01.97	195	4:27.95	145	5:38.29	145	7:02.89	177	8:25.88	75	9:17.45 *1	117	10:36.83 *2	20	11:51.46	50	13:12.90 *1
69	1:37.57	85	3:06.45	50	4:28.73	44	5:42.44	105	7:05.00 *1	145	8:25.91	61	9:34.45	85	10:37.92 *1	169	11:52.07	195	13:13.99 *1
85	1:38.07	69	3:06.99	85	4:36.84	82	5:52.27	44	7:07.18	44	8:33.70	37	9:41.08	69	10:40.10 *1	105	12:10.48 *2	65	13:15.12 *2
75	1:39.36	75	3:10.73	69	4:38.29	195	5:54.20	117	7:10.84 *1			145	9:47.81	75	10:48.99 *1	61	12:15.98	61	13:38.37
65	1:50.52	65	3:28.03	75	4:42.31	50	5:56.20	82	7:18.63			177	9:49.35	61	10:54.12	75	12:21.57 *1		
105	1:54.06	105	3:38.07			85	6:07.15	195	7:20.46							69	12:23.52 *1		
49	1:55.34	117	3:43.40			69	6:09.14	50	7:23.30										
117	1:57.79																		
194	2:12.33																		

# Lap Chart

## SILVERSTONE TROPHY RACE FOR VSCC SPECIALS - RACE 1

Lap 11		Lap 12		Lap 13		Lap 14		Lap 15		Lap 16		Lap 17		Lap 18		Lap 19		Lap 20	
No	Time	No	Time	No	Time	No	Time	No	Time	No	Time	No	Time	No	Time	No	Time	No	Time
32	13:40.57	32	14:56.59	32	16:11.72														
36	13:46.42	61	15:01.01 *1	36	16:17.89														
105	13:52.64 *3	36	15:01.28	61	16:22.52 *1														
75	13:52.72 *2	145	15:20.81 *1	65	16:35.82 *3														
145	13:56.98 *1	177	15:23.18 *1	145	16:44.63 *1														
177	13:59.36 *1	75	15:23.87 *2	177	16:47.95 *1														
69	14:02.66 *2	69	15:38.71 *2	75	16:54.76 *2														
37	14:05.81 *1	19	15:41.34	19	16:59.18														
117	14:08.56 *3	105	15:41.75 *3	42	17:01.59														
44	14:16.62 *1	44	15:42.39 *1	44	17:07.44 *1														
42	14:22.82	37	15:42.85 *1	20	17:09.27														
19	14:23.09	42	15:43.13	169	17:10.13														
82	14:30.48 *1	117	15:50.39 *3	69	17:14.40 *2														
169	14:30.65	20	15:50.50	82	17:22.78 *1														
20	14:31.08	169	15:51.01	117	17:30.28 *3														
194	14:34.21 *2	82	15:55.89 *1	50	17:33.40 *1														
50	14:40.18 *1	50	16:07.10 *1	105	17:34.57 *3														
195	14:41.25 *1	194	16:07.15 *2	195	17:34.65 *1														
65	14:56.54 *2	195	16:07.97 *1	194	17:39.10 *2														



## FISCAR / HAWTHORN TROPHY RACE FOR PRE-1955 SPORTS CARS

### RESULT - RACE 2 - Amended

Pl	No	Cl	Name	Car	Year	Laps	Time	Behind	MPH	Best Lap on	MPH
1	99	H	Christopher KEEN	Kurtis 500 S	1954	25	31:10.59		78.86	1:09.88	18 84.44
2	98	H	John URE	Cooper Bristol T24/25	1953	25	31:13.64	3.05	78.73	1:11.22	16 82.85
3	120		Jonathan ABECASSIS	Austin Healey 100/4	1955	25	32:00.72	50.13	76.80	1:13.44	11 80.34
4	188		Paul WOOLMER	Elva Courier	1958	25	32:14.37	1:03.78	76.26	1:13.77	6 79.98
5	24	H	Alistair PUGH	Frazer Nash Le Mans Rep	1952	24	31:57.87	1 Lap	73.84	1:16.05	9 77.59
6	124		Jim CAMPBELL	Austin Healey 100/4	1954	24	32:21.53	1 Lap	72.94	1:16.25	14 77.38
7	2		A.KING/ D.COTTINGHAM	AC Ace Bristol	1958	24	32:30.43	1 Lap	72.60	1:15.05	20 78.62
8	212		Justin BECKETT	AC Ace Bristol	1957	23	31:25.05	2 Laps	71.99	1:17.13	7 76.50
9	171		Alex QUATTLEBAUM	Leco Sports	1954	23	31:25.80	2 Laps	71.96	1:15.83	16 77.81
10	40		Barry DYE	Lotus Elite	1962	23	31:40.65	2 Laps	71.40	1:17.67	13 75.97
11	93		M.GROVES/ D. CAWLEY	Lotus Elite	1961	23	31:56.85	2 Laps	70.80	1:17.63	16 76.01
12	70		Alan HOUSE	Morgan +4	1959	22	31:33.22	3 Laps	68.57	1:19.43	21 74.28
13	47		Simon JEFFERIES	Aston Martin DB Mk111	1959	22	32:11.33	3 Laps	67.21	1:21.95	20 72.00
14	126		R.DANIELL/ M.DANIELL	MG MGA Twin	1958	22	32:21.17	3 Laps	66.87	1:17.29	9 76.34
15	55		Matthew COLLINGS	Austin Healey 100M	1956	21	31:58.89	4 Laps	64.57	1:25.03	19 69.39
16	30		Christopher MANN	Alfa Romeo Disco Volante	1954						

#### Not-Classified

25	H	Tania PILKINGTON	Maserati 300S	1954	11	14:11.82	DNF	76.19	1:14.38	9 79.33
132	H	Tim LLEWELLYN	Allard J2	1951	6	7:31.33	DNF	78.44	1:09.96	2 84.34
192		J.BREWSTER/ J.HOLDEN	Frazer Nash Le Mans Rep	1951	5	8:31.00	DNF	57.73	1:28.21	4 66.89
41		Brian ARCULUS	Lotus Mark IX	1955	2	2:43.16	DNF	72.33	1:20.02	2 73.74

#### Fastest Lap

120		Jonathan ABECASSIS	Austin Healey 100/4	1955					1:13.44	11 80.34
99	H	Christopher KEEN	Kurtis 500 S	1954					1:09.88	18 84.44

Car 30 - 5 Position Penalty for Pit Lane Infringement

\*\*\* = handicap winner

Start Time : 13:46

Silverstone

16 Jul 22 14:32

Clerk of Course:

Time Issued:


Chief Timekeeper:

THESE RESULTS ARE PROVISIONAL UNTIL THE CONCLUSION OF ANY JUDICIAL AND TECHNICAL MATTERS

Timing by HS Sports Ltd - Results and Lap Times at [www.theresultslive.co.uk/vintage-sports-car-club](http://www.theresultslive.co.uk/vintage-sports-car-club)



# RACE GRID




## FISCAR / HAWTHORN TROPHY RACE FOR PRE-1955 SPORTS CARS

### RACE 2

ROW 12			
ROW 11			<b>192</b> 01:26.000 J.BREWSTER/ J.HOLDE
ROW 10	<b>55</b> 01:25.750 Matthew COLLINGS		<b>159</b> 01:23.460 Martin STOWE
ROW 9		<b>47</b> 01:23.110 Simon JEFFERIES	<b>70</b> 01:18.510 Alan HOUSE
ROW 8	<b>126</b> 01:18.170 R.DANIELL/ M.DANIELL		<b>30</b> 01:17.850 Christopher MANN
ROW 7		<b>212</b> 01:17.530 Justin BECKETT	<b>93</b> 01:17.300 M.GROVES/ D. CAWLEY
ROW 6	<b>40</b> 01:17.150 Barry DYE		<b>171</b> 01:16.740 Alex QUATTLEBAUM
ROW 5		<b>41</b> 01:16.460 Brian ARCULUS	<b>124</b> 01:16.150 Jim CAMPBELL
ROW 4	<b>24</b> 01:15.240 Alistair PUGH		<b>25</b> 01:14.820 Tania PILKINGTON
ROW 3		<b>2</b> 01:14.820 A.KING/ D.COTTINGHAM	<b>98</b> 01:13.370 John URE
ROW 2	<b>188</b> 01:13.240 Paul WOOLMER		<b>120</b> 01:13.070 Jonathan ABECASSIS
ROW 1		<b>99</b> 01:10.480 Christopher KEEN	<b>132</b> 01:09.780 Tim LLEWELLYN

POLE



# FISCAR / HAWTHORN TROPHY RACE FOR PRE-1955 SPORTS CARS

## LAP TIMES - RACE 2

### 2 A.KING/ D.COTTINGHAM

Lap	1	2	3	4	5	6	7	8	9	10
1	1:22.72	1:19.79	1:21.03	1:21.12	1:19.24	1:20.52	1:21.67	1:28.73	2:27.22	1:16.71
11	1:16.42	1:16.44	1:15.97	1:16.40	1:15.63	1:15.06	1:15.35	1:15.83	1:15.77	1:15.05
21	1:18.73	1:16.99	1:17.74	1:20.30						

### 24 Alistair PUGH

Lap	1	2	3	4	5	6	7	8	9	10
1	1:20.14	1:16.41	1:16.17	1:16.57	1:16.95	1:16.90	1:23.58	2:23.51	1:16.05	1:17.75
11	1:17.37	1:16.28	1:16.31	1:16.82	1:18.05	1:16.75	1:16.11	1:16.29	1:16.35	1:16.74
21	1:16.37	1:16.30	1:16.85	1:17.25						

### 25 Tania PILKINGTON

Lap	1	2	3	4	5	6	7	8	9	10
1	1:28.25	1:16.19	1:16.02	1:17.34	1:14.96	1:15.86	1:15.09	1:14.45	1:14.38	1:14.65
11	1:24.63									

### 30 Christopher MANN

Lap	1	2	3	4	5	6	7	8	9	10
1	1:25.14	1:20.63	1:20.24	1:19.57	1:19.01	1:32.86	2:14.06	1:17.58	1:19.62	1:19.11
11	1:17.46	1:18.68	1:18.77	1:21.12	1:20.29	1:20.72	1:19.49	1:20.18	1:23.89	1:24.68
21	1:23.06	1:20.61	1:25.10							

### 40 Barry DYE

Lap	1	2	3	4	5	6	7	8	9	10
1	1:27.59	1:18.99	1:20.65	1:19.07	1:18.58	1:19.38	1:18.41	1:18.29	1:18.06	1:27.06
11	2:31.20	1:19.36	1:17.67	1:18.43	1:17.69	1:18.84	1:18.28	1:18.07	1:20.21	1:19.30
21	1:18.65	1:18.27	1:18.60							

### 41 Brian ARCULUS

Lap	1	2	3	4	5	6	7	8	9	10
1	1:23.14	1:20.02								

### 47 Simon JEFFERIES

Lap	1	2	3	4	5	6	7	8	9	10
1	1:31.35	1:24.17	1:24.66	1:22.15	1:22.76	1:24.37	1:24.60	1:24.18	1:30.15	2:38.40
11	1:23.72	1:24.55	1:24.52	1:24.39	1:23.94	1:23.77	1:23.88	1:22.58	1:23.71	1:21.95
21	1:24.15	1:23.38								

### 55 Matthew COLLINGS

Lap	1	2	3	4	5	6	7	8	9	10
1	1:36.74	1:27.81	1:28.11	1:27.91	1:28.23	1:27.15	1:26.92	1:28.71	1:27.89	1:38.01
11	2:40.72	1:26.04	1:26.94	1:25.88	1:26.98	1:26.57	1:25.52	1:25.95	1:25.03	1:25.26
21	1:26.52									

### 70 Alan HOUSE

Lap	1	2	3	4	5	6	7	8	9	10
1	1:31.78	1:24.08	1:22.68	1:20.29	1:20.54	1:32.78	2:32.94	1:21.95	1:20.80	1:19.81
11	1:20.13	1:20.14	1:21.59	1:30.24	1:22.05	1:21.81	1:19.49	1:23.45	1:21.12	1:25.43



21 1:19.43 1:20.69

---

**93 M.GROVES/ D. CAWLEY**

Lap	1	2	3	4	5	6	7	8	9	10
1	1:28.74	1:18.94	1:20.40	1:19.39	1:19.20	1:19.30	1:19.32	1:18.61	1:18.50	1:19.41
11	1:27.89	2:44.49	1:18.43	1:18.53	1:18.23	1:17.63	1:18.12	1:18.41	1:18.07	1:19.37
21	1:18.64	1:18.09	1:19.14							

---

**98 John URE**

Lap	1	2	3	4	5	6	7	8	9	10
1	1:16.50	1:13.21	1:13.01	1:12.23	1:17.45	2:15.95	1:12.26	1:12.10	1:11.72	1:11.93
11	1:11.58	1:11.68	1:11.62	1:11.87	1:11.61	1:11.22	1:12.47	1:11.84	1:11.38	1:12.21
21	1:12.24	1:12.57	1:11.67	1:12.07	1:11.25					

---

**99 Christopher KEEN**

Lap	1	2	3	4	5	6	7	8	9	10
1	1:14.85	1:11.92	1:11.64	1:11.67	1:12.12	1:12.71	1:21.03	2:23.41	1:11.58	1:11.48
11	1:11.00	1:12.47	1:11.07	1:11.09	1:11.45	1:09.91	1:10.18	1:09.88	1:11.02	1:10.69
21	1:11.25	1:11.56	1:12.94	1:12.24	1:11.43					

---

**120 Jonathan ABECASSIS**

Lap	1	2	3	4	5	6	7	8	9	10
1	1:17.79	1:14.13	1:13.89	1:14.21	1:13.56	1:13.68	1:13.66	1:13.54	1:14.09	1:14.09
11	1:13.44	1:13.60	1:13.76	1:13.92	1:14.38	1:16.82	2:19.52	1:14.94	1:14.00	1:14.25
21	1:14.37	1:13.76	1:13.64	1:13.72	1:13.96					

---

**124 Jim CAMPBELL**

Lap	1	2	3	4	5	6	7	8	9	10
1	1:23.76	1:19.09	1:19.53	1:20.42	1:18.12	1:17.30	1:17.33	1:21.03	2:20.99	1:17.68
11	1:18.23	1:17.31	1:18.24	1:16.25	1:17.46	1:16.85	1:18.22	1:18.22	1:18.14	1:17.86
21	1:17.41	1:18.02	1:16.82	1:17.25						

---

**126 R.DANIELL/ M.DANIELL**

Lap	1	2	3	4	5	6	7	8	9	10
1	1:26.25	1:18.86	1:18.48	1:18.09	1:18.02	1:17.60	1:17.93	1:17.94	1:17.29	1:17.60
11	1:22.65	2:52.94	1:29.66	1:30.05	1:31.17	1:31.47	1:29.00	1:28.63	1:28.57	1:29.01
21	1:30.82	1:29.14								

---

**132 Tim LLEWELLYN**

Lap	1	2	3	4	5	6	7	8	9	10
1	1:13.27	1:09.96	1:11.43	1:14.02	1:10.32	1:32.33				

---

**171 Alex QUATTLEBAUM**

Lap	1	2	3	4	5	6	7	8	9	10
1	1:24.04	1:19.48	1:20.23	1:18.15	1:18.47	1:16.86	1:17.98	1:17.93	1:18.69	1:26.43
11	2:30.94	1:17.21	1:16.58	1:17.77	1:17.20	1:15.83	1:16.74	1:17.75	1:18.56	1:19.40
21	1:20.63	1:19.29	1:19.64							

---

**188 Paul WOOLMER**

Lap	1	2	3	4	5	6	7	8	9	10
1	1:19.26	1:14.89	1:14.44	1:14.28	1:13.98	1:13.77	1:14.31	1:13.96	1:18.23	1:13.79
11	1:15.01	1:14.07	1:14.49	1:14.20	1:16.38	2:17.89	1:14.26	1:13.99	1:15.97	1:14.15
21	1:13.93	1:14.23	1:15.58	1:14.33	1:14.98					

---

**192 J.BREWSTER/ J.HOLDEN**

<b>Lap</b>	<b>1</b>	<b>2</b>	<b>3</b>	<b>4</b>	<b>5</b>	<b>6</b>	<b>7</b>	<b>8</b>	<b>9</b>	<b>10</b>
1	1:52.17	1:41.05	1:30.63	1:28.21	1:58.94					

---

**212 Justin BECKETT**

<b>Lap</b>	<b>1</b>	<b>2</b>	<b>3</b>	<b>4</b>	<b>5</b>	<b>6</b>	<b>7</b>	<b>8</b>	<b>9</b>	<b>10</b>
1	1:26.50	1:19.44	1:18.07	1:19.43	1:18.26	1:17.58	1:17.13	1:19.17	1:26.90	2:28.01
11	1:18.01	1:17.35	1:17.45	1:19.28	1:18.31	1:17.26	1:17.47	1:18.18	1:18.62	1:18.49
21	1:18.14	1:18.51	1:17.49							

# Lap Chart

## FISCAR / HAWTHORN TROPHY RACE FOR PRE-1955 SPORTS CARS - RACE 2

Lap 1		Lap 2		Lap 3		Lap 4		Lap 5		Lap 6		Lap 7		Lap 8		Lap 9		Lap 10	
No	Time	No	Time	No	Time	No	Time	No	Time	No	Time	No	Time	No	Time	No	Time	No	Time
132	1:13.27	132	2:23.23	132	3:34.66	132	4:48.68	132	5:59.00	99	7:14.91	99	8:35.94	120	9:54.46	120	11:08.55	120	12:22.64
99	1:14.85	99	2:26.77	99	3:38.41	99	4:50.08	55	6:00.57 *1	120	7:27.26	120	8:40.92	188	9:58.89	188	11:17.12	70	12:27.04 *2
98	1:16.50	98	2:29.71	98	3:42.72	98	4:54.95	99	6:02.20	55	7:28.80 *1	188	8:44.93	25	10:18.16	47	11:18.24 *1	188	12:30.91
120	1:17.79	120	2:31.92	120	3:45.81	120	5:00.02	98	6:12.40	188	7:30.62	55	8:55.95 *1	55	10:22.87 *1	24	11:30.23 *1	24	12:46.28 *1
188	1:19.26	188	2:34.15	188	3:48.59	188	5:02.87	120	6:13.58	132	7:31.33	25	9:03.71	30	10:31.51 *1	25	11:32.54	25	12:47.19
24	1:20.14	24	2:36.55	24	3:52.72	192	5:03.85 *1	188	6:16.85	24	7:43.14	24	9:06.72	171	10:33.14	30	11:49.09 *1	47	12:48.39 *1
2	1:22.72	2	2:42.51	25	4:00.46	24	5:09.29	24	6:26.24	25	7:48.62	171	9:15.21	126	10:33.17	126	11:50.46	124	12:57.57 *1
41	1:23.14	124	2:42.85	124	4:02.38	25	5:17.80	192	6:32.06 *1	171	7:57.23	126	9:15.23	212	10:35.58	55	11:51.58 *1	126	13:08.06
124	1:23.76	41	2:43.16	2	4:03.54	126	5:21.68	25	6:32.76	126	7:57.30	124	9:15.55	124	10:36.58	171	11:51.83	30	13:08.71 *1
171	1:24.04	171	2:43.52	126	4:03.59	171	5:21.90	126	6:39.70	124	7:58.22	212	9:16.41	40	10:40.96	40	11:59.02	98	13:16.36
30	1:25.14	25	2:44.44	171	4:03.75	124	5:22.80	171	6:40.37	212	7:59.28	40	9:22.67	93	10:43.90	93	12:02.40	171	13:18.26
126	1:26.25	126	2:45.11	212	4:04.01	212	5:23.44	124	6:40.92	40	8:04.26	93	9:25.29	98	10:52.71	212	12:02.48	55	13:19.47 *1
212	1:26.50	30	2:45.77	30	4:06.01	2	5:24.66	212	6:41.70	2	8:04.42	2	9:26.09	2	10:54.82	98	12:04.43	93	13:21.81
40	1:27.59	212	2:45.94	40	4:07.23	30	5:25.58	2	6:43.90	93	8:05.97	98	9:40.61	99	10:59.35	99	12:10.93	2	13:22.04 *1
25	1:28.25	40	2:46.58	93	4:08.08	40	5:26.30	30	6:44.59	30	8:17.45	47	9:54.06	70	11:05.09 *1			99	13:22.41
93	1:28.74	93	2:47.68	70	4:18.54	93	5:27.47	40	6:44.88	98	8:28.35							40	13:26.08
47	1:31.35	47	2:55.52	47	4:20.18	70	5:38.83	93	6:46.67	47	8:29.46								
70	1:31.78	70	2:55.86	55	4:32.66	47	5:42.33	70	6:59.37	192	8:31.00 *1								
55	1:36.74	55	3:04.55					47	7:05.09	70	8:32.15								
192	1:52.17	192	3:33.22																

# Lap Chart

## FISCAR / HAWTHORN TROPHY RACE FOR PRE-1955 SPORTS CARS - RACE 2

Lap 11		Lap 12		Lap 13		Lap 14		Lap 15		Lap 16		Lap 17		Lap 18		Lap 19		Lap 20			
No	Time	No	Time	No	Time	No	Time	No	Time	No	Time	No	Time	No	Time	No	Time	No	Time		
120	13:36.08	120	14:49.68	120	16:03.44	120	17:17.36	120	18:31.74	120	19:48.56	98	21:38.41	99	22:49.46	99	24:00.48	99	25:11.17		
188	13:45.92	93	14:49.70 *1	188	16:14.48	126	17:23.65 *2	40	18:34.31 *2	40	19:52.74 *2	99	21:39.58	98	22:50.25	98	24:01.63	98	25:13.84		
70	13:47.84 *2	55	14:57.48 *2	70	16:27.78 *2	188	17:28.68	188	18:45.06	93	20:11.15 *2	24	21:45.61 *1	24	23:01.72 *1	93	24:05.13 *2	47	25:15.56 *3		
24	14:04.03 *1	188	14:59.99	24	16:37.68 *1	93	17:34.19 *2	93	18:52.62 *2	126	20:23.36 *2	126	21:54.53 *2	124	23:17.81 *1	24	24:18.01 *1	93	25:23.54 *2		
25	14:11.82	70	15:07.65 *2	47	16:50.51 *2	55	17:38.20 *3	126	18:53.31 *2	98	20:25.94	55	21:57.06 *3	120	23:23.02	124	24:36.03 *1	24	25:34.36 *1		
124	14:15.25 *1	24	15:21.40 *1	124	16:50.79 *1	70	17:47.92 *2	55	19:04.24 *3	24	20:28.86 *1	124	21:59.59 *1	70	23:23.61 *2	120	24:37.02	120	25:51.27		
30	14:27.82 *1	47	15:26.79 *2	98	16:51.24	24	17:53.99 *1	70	19:09.51 *2	99	20:29.40	70	22:01.80 *2	55	23:24.04 *3	70	24:43.10 *2	124	25:54.17 *1		
98	14:27.94	124	15:33.48 *1	99	16:56.95	98	18:03.11	24	19:10.81 *1	55	20:31.18 *3	120	22:08.08	126	23:26.00 *2	2	24:45.85 *1	188	26:01.32		
212	14:30.49 *1	98	15:39.62	30	17:03.96 *1	99	18:08.04	98	19:14.72	70	20:39.75 *2	171	22:13.79 *1	2	23:30.02 *1	188	24:47.17	2	26:01.62 *1		
126	14:30.71	30	15:45.28 *1	212	17:05.85 *1	124	18:09.03 *1	99	19:19.49	124	20:42.74 *1	2	22:14.67 *1	171	23:30.53 *1	171	24:48.28 *1	70	26:06.55 *2		
99	14:33.41	99	15:45.88	171	17:06.41 *1	47	18:15.06 *2	124	19:25.28 *1	171	20:57.96 *1	188	22:17.21	188	23:31.20	55	24:50.61 *3	171	26:06.84 *1		
2	14:38.75 *1	212	15:48.50 *1	2	17:11.61 *1	30	18:22.73 *1	47	19:39.58 *2	2	20:59.61 *1	212	22:18.15 *1	212	23:35.62 *1	212	24:53.80 *1	212	26:12.42 *1		
		171	15:49.20 *1	40	17:16.64 *1	171	18:22.99 *1	171	19:40.76 *1	212	21:00.89 *1	30	22:24.86 *1	30	23:44.35 *1	126	24:55.00 *2	55	26:16.13 *3		
		2	15:55.17 *1			212	18:23.30 *1	212	19:42.58 *1	188	21:02.95	47	22:27.91 *2	40	23:47.55 *1	30	25:04.53 *1				
		40	15:57.28 *1			2	18:27.58 *1	30	19:43.85 *1	47	21:03.97 *2	40	22:29.27 *1	47	23:51.68 *2	40	25:05.62 *1				
								2	19:43.98 *1	30	21:04.14 *1	93	22:47.01 *1								
										40	21:10.43 *1										
										93	21:29.38 *1										

# Lap Chart

## FISCAR / HAWTHORN TROPHY RACE FOR PRE-1955 SPORTS CARS - RACE 2

Lap 21		Lap 22		Lap 23		Lap 24		Lap 25		Lap 26		Lap 27		Lap 28		Lap 29		Lap 30	
No	Time	No	Time	No	Time	No	Time	No	Time	No	Time	No	Time	No	Time	No	Time	No	Time
99	26:22.42	99	27:33.98	99	28:46.92	99	29:59.16	99	31:10.59										
126	26:23.63 *3	98	27:38.65	212	28:49.05 *2	98	30:02.39	98	31:13.64										
40	26:25.83 *2	55	27:42.08 *4	98	28:50.32	171	30:06.16 *2	212	31:25.05 *2										
98	26:26.08	40	27:45.13 *2	70	28:53.10 *3	212	30:07.56 *2	171	31:25.80 *2										
30	26:28.42 *2	126	27:52.20 *3	40	29:03.78 *2	70	30:12.53 *3	70	31:33.22 *3										
47	26:38.14 *3	30	27:53.10 *2	55	29:07.11 *4	40	30:22.05 *2	40	31:40.65 *2										
93	26:41.61 *2	93	28:00.98 *2	30	29:16.16 *2	55	30:32.37 *4	93	31:56.85 *2										
24	26:51.10 *1	47	28:01.85 *3	93	29:19.62 *2	30	30:36.77 *2	24	31:57.87 *1										
120	27:05.64	24	28:07.47 *1	126	29:21.21 *3	93	30:37.71 *2	55	31:58.89 *4										
124	27:12.03 *1	120	28:19.40	24	29:23.77 *1	24	30:40.62 *1	120	32:00.72										
188	27:15.25	124	28:29.44 *1	47	29:23.80 *3	120	30:46.76	30	32:01.87 *2										
2	27:16.67 *1	188	28:29.48	120	29:33.04	47	30:47.95 *3	47	32:11.33 *3										
171	27:26.24 *1	2	28:35.40 *1	188	29:45.06	126	30:52.03 *3	188	32:14.37										
70	27:27.67 *2	171	28:46.87 *1	124	29:47.46 *1	188	30:59.39	126	32:21.17 *3										
212	27:30.91 *1			2	29:52.39 *1	124	31:04.28 *1	124	32:21.53 *1										
						2	31:10.13 *1	2	32:30.43 *1										



## STANDARD & MODIFIED PRE-WAR CARS

### RESULT - RACE 3

Pl	No	Cl	Name	Car	Year	Laps	Time	Behind	MPH	Best Lap on	MPH
1	1		Christopher MANN	Alfa Romeo 8C Monza	1931	12	16:08.13		73.14	1:18.39	7 75.27
2	38		Ross KEELING	Delahaye 135Ms	1936	12	16:18.84	10.71	72.34	1:19.14	10 74.56
3	135		Sue DARBYSHIRE	Morgan Super Aero		12	16:19.24	11.11	72.31	1:20.21	4 73.56
4	33		Adam MOODY	Riley TT Sprite	1937	12	16:32.99	24.86	71.30	1:21.13	3 72.73
5	39		Max SOWERBY	Talbot Lago T23	1939	12	16:54.33	46.20	69.80	1:21.62	2 72.29
6	43		Clive FIDGEON	Frazer Nash Boulogne II	1932	12	16:55.51	47.38	69.72	1:22.47	5 71.55
7	44		Jo BLAKENEY-EDWARDS	Frazer Nash Super Sports	1929	12	17:06.57	58.44	68.97	1:23.18	4 70.94
8	62		Trevor SWETE	Invicta S Type	1931	11	16:12.91	1 Lap	66.71	1:25.97	11 68.63
9	52		Nigel DOWDING	Riley Brooklands	1929	11	16:16.18	1 Lap	66.49	1:26.24	5 68.42
10	14		Barry FOSTER	MG Montlhery	1931	11	17:15.97	1 Lap	62.65	1:32.48	5 63.80 *
11	96		Peter BRADFIELD	Invicta S Type	1934	11	17:21.57	1 Lap	62.31	1:32.83	8 63.56
12	68		Nicholas MORLEY	Lagonda LG 45	1937	11	17:22.66	1 Lap	62.25	1:32.34	11 63.90
13	73		Christopher EDMONDSON	MG C Type Replica	1932	10	16:17.14	2 Laps	60.38	1:35.15	2 62.01
14	72		Andy CAWLEY	Frazer Nash Super Sports	1929	10	16:21.40	2 Laps	60.12	1:34.19	8 62.64
15	91		Mark HAYWARD	Alvis FD 12/75 FWD	1928	10	16:21.46	2 Laps	60.12	1:35.41	2 61.84
16	78		Guy NORTHAM	Bentley 4 1/2 Litre	1928	10	16:27.80	2 Laps	59.73	1:36.50	8 61.14
17	79		David SAXL	Roesch Talbot AV105	1933	10	16:32.53	2 Laps	59.45	1:36.93	5 60.87
18	81		Alex PILKINGTON	Alfa Romeo 6C 1750	1930	10	16:57.64	2 Laps	57.98	1:39.57	6 59.26
19	90		Andy KING	MG PB Cream Cracker	1935	10	17:10.69	2 Laps	57.25	1:40.55	9 58.68
20	66		William WAY	Austin 7 Ulster	1929	10	17:27.22	2 Laps	56.34	1:41.24	2 58.28
21	58		Mark MORGAN	Frazer Nash Shelsley	1935	10	17:46.65	2 Laps	55.32	1:43.35	10 57.09
<b>Not-Classified</b>											
101			Richard WISEMAN	Delage Dis	1928	8	17:12.95	NCF	45.70	2:04.55	7 47.37
76			Henry DAY	Alvis 12/50	1927	8	17:14.74	NCF	45.62	2:04.63	8 47.34
31			Richard PILKINGTON	Alfa Romeo 1750 Gs Zagat	1931	2	4:09.84	DNF	47.23	2:13.17	2 44.31
118			Andrew BAKER	Riley Brooklands	1930	2	5:49.69	DNF	33.75	4:06.69	2 23.92

#### Fastest Lap

1	Christopher MANN	Alfa Romeo 8C Monza	1931							1:18.39	7 75.27
---	------------------	---------------------	------	--	--	--	--	--	--	---------	---------

\*\*\* = handicap winner

Start Time : 14:30

Silverstone

16 Jul 22 14:49

Clerk of Course:	Time Issued:	Chief Timekeeper: Anthony Smith
------------------	--------------	---------------------------------

THESE RESULTS ARE PROVISIONAL UNTIL THE CONCLUSION OF ANY JUDICIAL AND TECHNICAL MATTERS

Timing by HS Sports Ltd - Results and Lap Times at [www.theresultslive.co.uk/vintage-sports-car-club](http://www.theresultslive.co.uk/vintage-sports-car-club)

# RACE GRID

## STANDARD & MODIFIED PRE-WAR CARS

### RACE 3

ROW 14		
ROW 13	<b>101</b> 02:11.240 Richard WISEMAN	<b>86</b> 01:43.500 Martin NASH
ROW 12	<b>58</b> 01:41.900 Mark MORGAN	<b>66</b> 01:40.780 William WAY
ROW 11	<b>90</b> 01:40.360 Andy KING	<b>79</b> 01:38.480 David SAXL
ROW 10	<b>31</b> 01:38.340 Richard PILKINGTON	<b>81</b> 01:37.350 Alex PILKINGTON
ROW 9	<b>78</b> 01:37.070 Guy NORTHAM	<b>72</b> 01:35.850 Andy CAWLEY
ROW 8	<b>68</b> 01:35.840 Nicholas MORLEY	<b>91</b> 01:35.080 Mark HAYWARD
ROW 7	<b>73</b> 01:34.670 Christopher EDMONDSO	<b>96</b> 01:34.540 Peter BRADFIELD
ROW 6	<b>118</b> 01:33.270 Andrew BAKER	<b>14</b> 01:30.570 Barry FOSTER
ROW 5	<b>62</b> 01:28.910 Trevor SWETE	<b>59</b> 01:28.050 John REEVE
ROW 4	<b>52</b> 01:26.950 Nigel DOWDING	<b>44</b> 01:23.930 Jo BLAKENEY-EDWARD
ROW 3	<b>43</b> 01:23.470 Clive FIDGEON	<b>39</b> 01:21.140 Max SOWERBY
ROW 2	<b>135</b> 01:20.630 Sue DARBYSHIRE	<b>33</b> 01:20.170 Adam MOODY
ROW 1	<b>1</b> 01:19.350 Christopher MANN	<b>38</b> 01:17.900 Ross KEELING

POLE

# STANDARD & MODIFIED PRE-WAR CARS

## LAP TIMES - RACE 3

---

**1 Christopher MANN**

Lap	1	2	3	4	5	6	7	8	9	10
1	1:23.52	1:18.72	1:19.61	1:19.69	1:21.05	1:19.85	1:18.39	1:20.32	1:20.93	1:20.15
11	1:22.68	1:23.22								

---

**14 Barry FOSTER**

Lap	1	2	3	4	5	6	7	8	9	10
1	1:37.04	1:32.55	1:34.11	1:38.94	1:32.48	1:35.13	1:32.56	1:33.14	1:32.91	1:33.40
11	1:33.71									

---

**31 Richard PILKINGTON**

Lap	1	2	3	4	5	6	7	8	9	10
1	1:56.67	2:13.17								

---

**33 Adam MOODY**

Lap	1	2	3	4	5	6	7	8	9	10
1	1:25.82	1:21.84	1:21.13	1:21.31	1:21.70	1:24.83	1:21.57	1:23.89	1:23.55	1:21.55
11	1:22.70	1:23.10								

---

**38 Ross KEELING**

Lap	1	2	3	4	5	6	7	8	9	10
1	1:22.12	1:19.16	1:19.72	1:20.32	1:22.17	1:19.40	1:33.38	1:20.11	1:20.88	1:19.14
11	1:20.24	1:22.20								

---

**39 Max SOWERBY**

Lap	1	2	3	4	5	6	7	8	9	10
1	1:27.21	1:21.62	1:24.35	1:23.39	1:21.65	1:24.68	1:23.57	1:33.09	1:24.16	1:24.30
11	1:22.87	1:23.44								

---

**43 Clive FIDGEON**

Lap	1	2	3	4	5	6	7	8	9	10
1	1:28.58	1:23.92	1:25.36	1:23.33	1:22.47	1:22.89	1:23.08	1:25.19	1:23.36	1:25.94
11	1:23.34	1:28.05								

---

**44 Jo BLAKENEY-EDWARDS**

Lap	1	2	3	4	5	6	7	8	9	10
1	1:29.17	1:24.80	1:24.79	1:23.18	1:23.24	1:23.56	1:26.51	1:27.43	1:25.96	1:25.83
11	1:24.36	1:27.74								

---

**52 Nigel DOWDING**

Lap	1	2	3	4	5	6	7	8	9	10
1	1:33.53	1:31.01	1:29.25	1:30.15	1:26.24	1:27.00	1:27.59	1:27.33	1:27.58	1:28.12
11	1:28.38									

---

**58 Mark MORGAN**

Lap	1	2	3	4	5	6	7	8	9	10
1	1:55.75	1:45.69	1:47.85	1:46.21	1:45.79	1:45.56	1:46.00	1:46.76	1:43.69	1:43.35

---

**62 Trevor SWETE**

Lap	1	2	3	4	5	6	7	8	9	10
-----	---	---	---	---	---	---	---	---	---	----



1	1:33.76	1:29.79	1:29.13	1:27.63	1:28.01	1:27.33	1:27.91	1:27.63	1:27.52	1:28.23
11	1:25.97									

---

**66 William WAY**

<b>Lap</b>	<b>1</b>	<b>2</b>	<b>3</b>	<b>4</b>	<b>5</b>	<b>6</b>	<b>7</b>	<b>8</b>	<b>9</b>	<b>10</b>
1	1:50.60	1:41.24	1:42.24	1:44.29	1:45.38	1:44.16	1:43.45	1:44.54	1:45.50	1:45.82

---

**68 Nicholas MORLEY**

<b>Lap</b>	<b>1</b>	<b>2</b>	<b>3</b>	<b>4</b>	<b>5</b>	<b>6</b>	<b>7</b>	<b>8</b>	<b>9</b>	<b>10</b>
1	1:42.76	1:35.37	1:36.25	1:34.47	1:33.24	1:34.44	1:34.21	1:32.69	1:34.35	1:32.54
11	1:32.34									

---

**72 Andy CAWLEY**

<b>Lap</b>	<b>1</b>	<b>2</b>	<b>3</b>	<b>4</b>	<b>5</b>	<b>6</b>	<b>7</b>	<b>8</b>	<b>9</b>	<b>10</b>
1	1:47.16	1:36.20	1:36.99	1:38.37	1:38.77	1:35.48	1:36.59	1:34.19	1:39.44	1:38.21

---

**73 Christopher EDMONDSON**

<b>Lap</b>	<b>1</b>	<b>2</b>	<b>3</b>	<b>4</b>	<b>5</b>	<b>6</b>	<b>7</b>	<b>8</b>	<b>9</b>	<b>10</b>
1	1:40.68	1:35.15	1:39.16	1:39.30	1:37.33	1:36.13	1:37.52	1:35.95	1:38.73	1:37.19

---

**76 Henry DAY**

<b>Lap</b>	<b>1</b>	<b>2</b>	<b>3</b>	<b>4</b>	<b>5</b>	<b>6</b>	<b>7</b>	<b>8</b>	<b>9</b>	<b>10</b>
1	2:17.78	2:09.85	2:11.50	2:06.02	2:09.65	2:04.65	2:10.66	2:04.63		

---

**78 Guy NORTHAM**

<b>Lap</b>	<b>1</b>	<b>2</b>	<b>3</b>	<b>4</b>	<b>5</b>	<b>6</b>	<b>7</b>	<b>8</b>	<b>9</b>	<b>10</b>
1	1:46.48	1:37.52	1:38.58	1:37.47	1:38.98	1:37.48	1:37.13	1:36.50	1:40.89	1:36.77

---

**79 David SAXL**

<b>Lap</b>	<b>1</b>	<b>2</b>	<b>3</b>	<b>4</b>	<b>5</b>	<b>6</b>	<b>7</b>	<b>8</b>	<b>9</b>	<b>10</b>
1	1:49.78	1:39.17	1:39.57	1:38.84	1:36.93	1:37.16	1:37.01	1:38.38	1:37.48	1:38.21

---

**81 Alex PILKINGTON**

<b>Lap</b>	<b>1</b>	<b>2</b>	<b>3</b>	<b>4</b>	<b>5</b>	<b>6</b>	<b>7</b>	<b>8</b>	<b>9</b>	<b>10</b>
1	1:47.38	1:39.89	1:39.61	1:40.25	1:40.55	1:39.57	1:42.57	1:42.71	1:42.14	1:42.97

---

**90 Andy KING**

<b>Lap</b>	<b>1</b>	<b>2</b>	<b>3</b>	<b>4</b>	<b>5</b>	<b>6</b>	<b>7</b>	<b>8</b>	<b>9</b>	<b>10</b>
1	1:53.23	1:41.64	1:42.80	1:41.02	1:42.64	1:42.12	1:41.46	1:40.68	1:40.55	1:44.55

---

**91 Mark HAYWARD**

<b>Lap</b>	<b>1</b>	<b>2</b>	<b>3</b>	<b>4</b>	<b>5</b>	<b>6</b>	<b>7</b>	<b>8</b>	<b>9</b>	<b>10</b>
1	1:42.28	1:35.41	1:36.91	1:38.31	1:39.10	1:37.35	1:37.32	1:36.68	1:41.17	1:36.93

---

**96 Peter BRADFIELD**

<b>Lap</b>	<b>1</b>	<b>2</b>	<b>3</b>	<b>4</b>	<b>5</b>	<b>6</b>	<b>7</b>	<b>8</b>	<b>9</b>	<b>10</b>
1	1:40.34	1:33.34	1:35.15	1:35.62	1:33.95	1:36.35	1:34.81	1:32.83	1:33.05	1:33.04
11	1:33.09									

---

**101 Richard WISEMAN**

<b>Lap</b>	<b>1</b>	<b>2</b>	<b>3</b>	<b>4</b>	<b>5</b>	<b>6</b>	<b>7</b>	<b>8</b>	<b>9</b>	<b>10</b>
1	2:16.46	2:09.11	2:11.06	2:07.04	2:08.61	2:06.94	2:04.55	2:09.18		

---

**118 Andrew BAKER**

<b>Lap</b>	<b>1</b>	<b>2</b>	<b>3</b>	<b>4</b>	<b>5</b>	<b>6</b>	<b>7</b>	<b>8</b>	<b>9</b>	<b>10</b>
1	1:43.00	4:06.69								

---

**135 Sue DARBYSHIRE**

<b>Lap</b>	<b>1</b>	<b>2</b>	<b>3</b>	<b>4</b>	<b>5</b>	<b>6</b>	<b>7</b>	<b>8</b>	<b>9</b>	<b>10</b>
1	1:25.02	1:20.31	1:20.89	1:20.21	1:20.47	1:22.10	1:21.19	1:21.31	1:21.08	1:22.28
11	1:22.18	1:22.20								

# Lap Chart

## STANDARD & MODIFIED PRE-WAR CARS - RACE 3

Lap 1		Lap 2		Lap 3		Lap 4		Lap 5		Lap 6		Lap 7		Lap 8		Lap 9		Lap 10	
No	Time	No	Time	No	Time	No	Time	No	Time	No	Time	No	Time	No	Time	No	Time	No	Time
38	1:22.12	38	2:41.28	38	4:01.00	38	5:21.32	1	6:42.59	1	8:02.44	1	9:20.83	1	10:41.15	1	12:02.08	1	13:22.23
1	1:23.52	1	2:42.24	1	4:01.85	1	5:21.54	38	6:43.49	38	8:02.89	135	9:30.19	58	10:46.85 *2	90	12:04.91 *2	81	13:32.53 *2
135	1:25.02	135	2:45.33	135	4:06.22	135	5:26.43	135	6:46.90	135	8:09.00	14	9:30.25 *1	135	10:51.50	66	12:11.36 *2	135	13:34.86
33	1:25.82	33	2:47.66	33	4:08.79	58	5:29.29 *1	81	6:47.13 *1	73	8:11.62 *1	96	9:34.75 *1	101	10:52.28 *3	135	12:12.58	38	13:36.40
39	1:27.21	39	2:48.83	31	4:09.84 *1	33	5:30.10	79	6:47.36 *1	91	8:12.01 *1	38	9:36.27	76	10:54.80 *3	38	12:17.26	90	13:45.59 *2
43	1:28.58	43	2:52.50	39	4:13.18	39	5:36.57	33	6:51.80	33	8:16.63	68	9:36.53 *1	38	10:56.38	33	12:25.64	33	13:47.19
44	1:29.17	44	2:53.97	43	4:17.86	43	5:41.19	39	6:58.22	72	8:17.49 *1	33	9:38.20	33	11:02.09	58	12:32.85 *2	66	13:55.90 *2
52	1:33.53	62	3:03.55	44	4:18.76	44	5:41.94	66	6:58.37 *1	78	8:19.03 *1	39	9:46.47	14	11:02.81 *1	14	12:35.95 *1	43	14:04.12
62	1:33.76	52	3:04.54	101	4:25.57 *1	118	5:49.69 *2	90	6:58.69 *1	39	8:22.90	73	9:47.75 *1	96	11:09.56 *1	43	12:38.18	39	14:08.02
14	1:37.04	14	3:09.59	76	4:27.63 *1	62	6:00.31	43	7:03.66	79	8:24.29 *1	91	9:49.36 *1	68	11:10.74 *1	96	12:42.39 *1	14	14:08.86 *1
96	1:40.34	96	3:13.68	62	4:32.68	52	6:03.94	44	7:05.18	43	8:26.55	43	9:49.63	43	11:14.82	68	12:43.43 *1	44	14:14.47
73	1:40.68	73	3:15.83	52	4:33.79	14	6:22.64	58	7:15.50 *1	81	8:27.68 *1	72	9:52.97 *1	39	11:19.56	39	12:43.72	96	14:15.44 *1
91	1:42.28	91	3:17.69	14	4:43.70	96	6:24.45	62	7:28.32	44	8:28.74	44	9:55.25	44	11:22.68	44	12:48.64	68	14:17.78 *1
68	1:42.76	68	3:18.13	96	4:48.83	68	6:28.85	52	7:30.18	90	8:41.33 *1	78	9:56.51 *1	73	11:25.27 *1	101	12:59.22 *3	58	14:19.61 *2
118	1:43.00	72	3:23.36	68	4:54.38	91	6:32.91	14	7:55.12	101	8:43.67 *2	79	10:01.45 *1	91	11:26.68 *1	76	12:59.45 *3	73	14:39.95 *1
78	1:46.48	78	3:24.00	91	4:54.60	73	6:34.29	96	7:58.40	66	8:43.75 *1	81	10:07.25 *1	72	11:29.56 *1	73	13:01.22 *1	72	14:43.19 *1
72	1:47.16	81	3:27.27	73	4:54.99	101	6:36.63 *1	68	8:02.09	76	8:45.15 *2	90	10:23.45 *1	78	11:33.64 *1	91	13:03.36 *1	91	14:44.53 *1
81	1:47.38	79	3:28.95	72	5:00.35	72	6:38.72			62	8:55.65	62	10:23.56	79	11:38.46 *1	72	13:03.75 *1		
79	1:49.78	66	3:31.84	78	5:02.58	76	6:39.13 *1			52	8:57.18	52	10:24.77	81	11:49.82 *1	78	13:10.14 *1		
66	1:50.60	90	3:34.87	81	5:06.88	78	6:40.05			58	9:01.29 *1	66	10:27.91 *1	62	11:51.19	79	13:16.84 *1		
90	1:53.23	58	3:41.44	79	5:08.52									52	11:52.10	62	13:18.71		
58	1:55.75			66	5:14.08											52	13:19.68		
31	1:56.67			90	5:17.67														
101	2:16.46																		
76	2:17.78																		

# Lap Chart

## STANDARD & MODIFIED PRE-WAR CARS - RACE 3

Lap 11		Lap 12		Lap 13		Lap 14		Lap 15		Lap 16		Lap 17		Lap 18		Lap 19		Lap 20	
No	Time	No	Time	No	Time	No	Time	No	Time	No	Time	No	Time	No	Time	No	Time	No	Time
1	14:44.91	1	16:08.13																
62	14:46.94 *1	62	16:12.91 *1																
52	14:47.80 *1	52	16:16.18 *1																
78	14:51.03 *2	73	16:17.14 *2																
79	14:54.32 *2	38	16:18.84																
38	14:56.64	135	16:19.24																
135	14:57.04	72	16:21.40 *2																
101	15:03.77 *4	91	16:21.46 *2																
33	15:09.89	78	16:27.80 *2																
76	15:10.11 *4	79	16:32.53 *2																
81	15:14.67 *2	33	16:32.99																
90	15:26.14 *2	39	16:54.33																
43	15:27.46	43	16:55.51																
39	15:30.89	81	16:57.64 *2																
44	15:38.83	44	17:06.57																
66	15:41.40 *2	90	17:10.69 *2																
14	15:42.26 *1	101	17:12.95 *4																
96	15:48.48 *1	76	17:14.74 *4																
68	15:50.32 *1	14	17:15.97 *1																
58	16:03.30 *2	96	17:21.57 *1																
		68	17:22.66 *1																
		66	17:27.22 *2																
		58	17:46.65 *2																



## AUSTIN 7 CENTERARY RACE

### RESULT - RACE 4

Pl	No	Cl	Name	Car	Year	Laps	Time	Behind	MPH	Best Lap on	MPH
1	82		Matthew MOORE	Austin 7 Ulster	1930	11	16:04.69		67.28	1:24.82	8 69.56
2	11		James MILES	Austin 7 Special	1936	11	16:13.19	8.50	66.69	1:26.86	9 67.93
3	69		Adam FORSTER	Austin 7	1930	11	16:48.16	43.47	64.38	1:30.06	2 65.52
4	66		William WAY	Austin 7 Ulster	1929	11	16:51.16	46.47	64.19	1:30.27	10 65.36
5	65		George SCHOLEY	Austin Ulster	1931	10	16:41.87	1 Lap	58.89	1:37.41	6 60.57
6	104		Stephanie WILTON	Austin S/S	1935	10	17:14.65	1 Lap	57.03	1:41.23	10 58.29
7	84		Louis PARKIN	Austin 7 Ulster	1930	9	16:06.89	2 Laps	54.92	1:45.67	8 55.84 *
8	100		David BIRNAGE	Austin 7 Ulster Special	1934	9	16:56.72	2 Laps	52.23	1:51.10	5 53.11
<b><u>Not-Classified</u></b>											
369			Mark GOLD	Austin 7 Chummy	1928	7	17:16.01	NCF	39.87	2:25.35	4 40.59
89			Henry LEES	Austin 7 Ulster TT	1930	5	10:17.44	DNF	47.78	1:51.93	2 52.72
555			Matthew EDWARDS	Austin 7	1932	5	8:18.46	DNF	59.19	1:29.93	2 65.61
108			Olivia MANN	Austin 7 Nippy	1931/36	5	9:44.59	DNF	50.47	1:52.70	4 52.35
71			Olly SANDERS	Austin 7 Willis Special	1936	2	3:17.98	DNF	59.61	1:34.42	2 62.49
49			Archie WATERFIELD	Austin 7	1934	2	3:56.56	DNF	49.89	2:02.27	2 48.26
<b><u>Fastest Lap</u></b>											
82			Matthew MOORE	Austin 7 Ulster	1930					1:24.82	8 69.56

\*\*\* = handicap winner

Start Time : 15:05

Silverstone

16 Jul 22 15:24

Clerk of Course:

Time Issued:

Chief Timekeeper: Anthony Smith

THESE RESULTS ARE PROVISIONAL UNTIL THE CONCLUSION OF ANY JUDICIAL AND TECHNICAL MATTERS

Timing by HS Sports Ltd - Results and Lap Times at [www.theresultslive.co.uk/vintage-sports-car-club](http://www.theresultslive.co.uk/vintage-sports-car-club)


# RACE GRID

## AUSTIN 7 CENTERARY RACE

### RACE 4

ROW 8	<b>369</b> 02:26.440 Mark GOLD	<b>89</b> 01:51.120 Henry LEES
ROW 7	<b>100</b> 01:50.960 David BIRNAGE	<b>108</b> 01:50.310 Olivia MANN
ROW 6	<b>84</b> 01:44.710 Louis PARKIN	<b>104</b> 01:43.400 Stephanie WILTON
ROW 5	<b>66</b> 01:40.780 William WAY	<b>49</b> 01:37.600 Archie WATERFIELD
ROW 4	<b>71</b> 01:35.890 Olly SANDERS	<b>65</b> 01:35.000 George SCHOLEY
ROW 3	<b>555</b> 01:32.950 Matthew EDWARDS	<b>69</b> 01:30.930 Adam FORSTER
ROW 2	<b>85</b> 01:29.850 John MOSS	<b>11</b> 01:28.610 James MILES
ROW 1	<b>82</b> 01:26.710 Matthew MOORE	<b>201</b> 01:14.860 Christian PEDERSEN

**POLE**



# AUSTIN 7 CENTERARY RACE

## LAP TIMES - RACE 4

---

**11 James MILES**

Lap	1	2	3	4	5	6	7	8	9	10
1	1:32.63	1:29.23	1:27.72	1:28.77	1:27.81	1:28.02	1:26.95	1:27.07	1:26.86	1:29.01
11	1:29.12									

---

**49 Archie WATERFIELD**

Lap	1	2	3	4	5	6	7	8	9	10
1	1:54.29	2:02.27								

---

**65 George SCHOLEY**

Lap	1	2	3	4	5	6	7	8	9	10
1	1:44.55	1:42.03	1:39.48	1:41.75	1:38.17	1:37.41	1:39.77	1:39.23	1:39.80	1:39.68

---

**66 William WAY**

Lap	1	2	3	4	5	6	7	8	9	10
1	1:37.12	1:31.64	1:31.15	1:31.60	1:32.08	1:31.58	1:30.90	1:32.97	1:31.00	1:30.27
11	1:30.85									

---

**69 Adam FORSTER**

Lap	1	2	3	4	5	6	7	8	9	10
1	1:35.53	1:30.06	1:30.64	1:31.95	1:31.32	1:31.43	1:32.15	1:32.03	1:31.49	1:30.98
11	1:30.58									

---

**71 Oilly SANDERS**

Lap	1	2	3	4	5	6	7	8	9	10
1	1:43.56	1:34.42								

---

**82 Matthew MOORE**

Lap	1	2	3	4	5	6	7	8	9	10
1	1:32.35	1:28.52	1:29.89	1:29.15	1:26.24	1:28.03	1:25.40	1:24.82	1:26.57	1:26.99
11	1:26.73									

---

**84 Louis PARKIN**

Lap	1	2	3	4	5	6	7	8	9	10
1	1:54.65	1:46.73	1:45.92	1:46.87	1:46.56	1:46.96	1:46.76	1:45.67	1:46.77	

---

**89 Henry LEES**

Lap	1	2	3	4	5	6	7	8	9	10
1	2:00.46	1:51.93	2:04.98	2:02.12	2:17.95					

---

**100 David BIRNAGE**

Lap	1	2	3	4	5	6	7	8	9	10
1	1:56.78	1:53.19	1:52.33	1:51.71	1:51.10	1:51.60	1:52.41	1:51.72	1:55.88	

---

**104 Stephanie WILTON**

Lap	1	2	3	4	5	6	7	8	9	10
1	1:49.46	1:43.88	1:43.44	1:43.37	1:41.86	1:42.16	1:44.32	1:42.83	1:42.10	1:41.23

---

**108 Olivia MANN**

Lap	1	2	3	4	5	6	7	8	9	10
-----	---	---	---	---	---	---	---	---	---	----

1 1:59.05 1:53.98 2:02.42 1:52.70 1:56.44

---

**369 Mark GOLD**

Lap	1	2	3	4	5	6	7	8	9	10
1	2:31.51	2:27.22	2:26.49	2:25.35	2:27.79	2:29.25	2:28.40			

---

**555 Matthew EDWARDS**

Lap	1	2	3	4	5	6	7	8	9	10
1	1:38.07	1:29.93	1:31.11	1:33.84	2:05.51					



# Lap Chart

## AUSTIN 7 CENTERARY RACE - RACE 4

Lap 1		Lap 2		Lap 3		Lap 4		Lap 5		Lap 6		Lap 7		Lap 8		Lap 9		Lap 10	
No	Time	No	Time	No	Time	No	Time	No	Time	No	Time	No	Time	No	Time	No	Time	No	Time
82	1:32.35	82	3:00.87	11	4:29.58	11	5:58.35	82	7:26.15	82	8:54.18	82	10:19.58	82	11:44.40	82	13:10.97	82	14:37.96
11	1:32.63	11	3:01.86	82	4:30.76	82	5:59.91	11	7:26.16	11	8:54.18	11	10:21.13	11	11:48.20	11	13:15.06	11	14:44.07
69	1:35.53	69	3:05.59	69	4:36.23	69	6:08.18	100	7:34.01 *1	84	9:00.73 *1	104	10:24.17 *1	104	12:08.49 *1	65	13:22.39 *1	369	14:47.61 *4
66	1:37.12	555	3:08.00	555	4:39.11	66	6:11.51	69	7:39.50	69	9:10.93	69	10:43.08	69	12:15.11	69	13:46.60	100	15:00.84 *2
555	1:38.07	66	3:08.76	66	4:39.91	555	6:12.95	66	7:43.59	66	9:15.17	66	10:46.07	369	12:18.36 *3	66	13:50.04	65	15:02.19 *1
71	1:43.56	71	3:17.98	369	4:58.73 *1	65	6:47.81	108	7:48.15 *1	100	9:25.11 *1	84	10:47.69 *1	66	12:19.04	104	13:51.32 *1	69	15:17.58
65	1:44.55	65	3:26.58	65	5:06.06	104	7:00.15	89	7:59.49 *1	108	9:44.59 *1	100	11:16.71 *1	84	12:34.45 *1	84	14:20.12 *1	66	15:20.31
104	1:49.46	104	3:33.34	104	5:16.78	84	7:14.17	555	8:18.46	369	9:50.57 *2	65	11:43.16	100	13:09.12 *1			104	15:33.42 *1
49	1:54.29	84	3:41.38	84	5:27.30	369	7:25.22 *1	65	8:25.98	65	10:03.39								
84	1:54.65	100	3:49.97	100	5:42.30			104	8:42.01	89	10:17.44 *1								
100	1:56.78	89	3:52.39	108	5:55.45														
108	1:59.05	108	3:53.03	89	5:57.37														
89	2:00.46	49	3:56.56																
369	2:31.51																		

# Lap Chart

## AUSTIN 7 CENTERARY RACE - RACE 4

Lap 11		Lap 12		Lap 13		Lap 14		Lap 15		Lap 16		Lap 17		Lap 18		Lap 19		Lap 20	
No	Time	No	Time	No	Time	No	Time	No	Time	No	Time	No	Time	No	Time	No	Time	No	Time
82	16:04.69																		
84	16:06.89 *2																		
11	16:13.19																		
65	16:41.87 *1																		
69	16:48.16																		
66	16:51.16																		
100	16:56.72 *2																		
104	17:14.65 *1																		
369	17:16.01 *4																		



## ALLCOMERS HANDICAP RACE FOR PRE-WAR CARS

### RESULT - RACE 5

Pl	No	Cl	Name	Car	Year	Laps	Time	Behind	MPH	Best Lap on	MPH
1	20		Anthony SEBER	Wolseley Hornet Special	1935	5	7:17.65		74.19	1:17.19	5 76.44
2	19		Sandford ANDREWS	Morgan Aero 2Str	1926	5	7:29.16	11.51	74.85	1:16.41	5 77.22
3	54		Paul BAKER	Frazer Nash Sports	1934	5	7:31.93	14.28	68.30	1:25.06	3 69.37
4	29		Michael JAMES	Riley 12/4 Cotton Special	1937	5	7:32.39	14.74	77.15	1:14.69	3 79.00
5	12		Bo WILLIAMS	Bugatti T35B	1926/27	5	7:33.90	16.25	70.43	1:20.69	2 73.12
6	61		Simon GALLON	BMW Frazer Nash 329/8	1937	5	7:37.10	19.45	70.73	1:20.56	5 73.24
7	33		Adam MOODY	Riley TT Sprite	1937	5	7:41.16	23.51	70.05	1:21.36	2 72.52
8	35		Chris HUDSON	Bugatti T35B	1925	5	7:45.56	27.91	68.52	1:23.90	5 70.33
9	63		Anthony FENWICK-WILSON	Railton Ls Tourer	1935/37	5	7:50.60	32.95	63.36	1:31.40	2 64.56
10	91		Mark HAYWARD	Alvis FD 12/75 FWD	1928	5	7:52.89	35.24	58.58	1:37.05	4 60.80
11	26		Steven SMITH	Hotchkiss Am80	1930	5	7:56.66	39.01	64.60	1:29.80	4 65.71
12	94		Charles GOLDSPINK	Frazer Nash Acedes	1927	5	7:57.64	39.99	64.47	1:27.91	4 67.12
13	45		Ian GODDARD	MG PA-PB	1934	5	8:05.79	48.14	63.34	1:31.76	5 64.30
14	177		Rupert MANN	Riley Special	1935	5	8:14.79	57.14	64.16	1:27.22	2 67.65
15	67		Stephen RIDDINGTON	Riley 12/4 Special	1936	5	8:29.60	1:11.95	57.89	1:38.23	2 60.07
16	60		Nicholas POWELL	Austin/MG La Special	1928/34	5	9:04.07	1:46.42	54.73	1:29.60	2 65.85

#### Fastest Lap

29	Michael JAMES	Riley 12/4 Cotton Special	1937							1:14.69	3 79.00
----	---------------	---------------------------	------	--	--	--	--	--	--	---------	---------

Start Time : 15:36

Silverstone

16 Jul 22 15:47

Clerk of Course:

Time Issued:

Chief Timekeeper: Anthony Smith

THESE RESULTS ARE PROVISIONAL UNTIL THE CONCLUSION OF ANY JUDICIAL AND TECHNICAL MATTERS

Timing by HS Sports Ltd - Results and Lap Times at [www.theresultslive.co.uk/vintage-sports-car-club](http://www.theresultslive.co.uk/vintage-sports-car-club)

# RACE NUMBER 5: 5 LAPS

Drop Number	Grid Row	Cars are shown with their number of credit laps ie how many laps they will start with.			Secs
7	10	91 <input type="checkbox"/>		29 <input type="checkbox"/>	1.10
6	9		38 <input type="checkbox"/>	19 <input type="checkbox"/>	0.55
5	8	<input type="checkbox"/>		61 <input type="checkbox"/>	0.40
	7		33 <input type="checkbox"/>	20 <input type="checkbox"/>	
4	6	<input type="checkbox"/>		177 <input type="checkbox"/>	0.35
	5		35 <input type="checkbox"/>	12 <input type="checkbox"/>	
3	4	94 <input type="checkbox"/>		54 <input type="checkbox"/>	0.20
	3		45 <input type="checkbox"/>	26 <input type="checkbox"/>	
2	2	63 <input type="checkbox"/>		60 <input type="checkbox"/>	0.05
1	1		<input type="checkbox"/>	67 <input type="checkbox"/>	0.00

## Front Of Grid

Issue No 1  
Car 91 will race for 4 Laps

Signed \_\_\_\_\_ Handicapper

CoC

Issued at

16 Jul 2022 12:58

# ALLCOMERS HANDICAP RACE FOR PRE-WAR CARS

## LAP TIMES - RACE 5

<b>12</b>	<b>Bo WILLIAMS</b>										
	<b>Lap</b>	<b>1</b>	<b>2</b>	<b>3</b>	<b>4</b>	<b>5</b>	<b>6</b>	<b>7</b>	<b>8</b>	<b>9</b>	<b>10</b>
	1	2:08.73	1:20.69	1:21.85	1:21.46	1:21.17					
<b>19</b>	<b>Sandford ANDREWS</b>										
	<b>Lap</b>	<b>1</b>	<b>2</b>	<b>3</b>	<b>4</b>	<b>5</b>	<b>6</b>	<b>7</b>	<b>8</b>	<b>9</b>	<b>10</b>
	1	2:20.16	1:16.95	1:18.85	1:16.79	1:16.41					
<b>20</b>	<b>Anthony SEBER</b>										
	<b>Lap</b>	<b>1</b>	<b>2</b>	<b>3</b>	<b>4</b>	<b>5</b>	<b>6</b>	<b>7</b>	<b>8</b>	<b>9</b>	<b>10</b>
	1	2:05.41	1:18.74	1:17.99	1:18.32	1:17.19					
<b>26</b>	<b>Steven SMITH</b>										
	<b>Lap</b>	<b>1</b>	<b>2</b>	<b>3</b>	<b>4</b>	<b>5</b>	<b>6</b>	<b>7</b>	<b>8</b>	<b>9</b>	<b>10</b>
	1	1:53.76	1:32.05	1:30.86	1:29.80	1:30.19					
<b>29</b>	<b>Michael JAMES</b>										
	<b>Lap</b>	<b>1</b>	<b>2</b>	<b>3</b>	<b>4</b>	<b>5</b>	<b>6</b>	<b>7</b>	<b>8</b>	<b>9</b>	<b>10</b>
	1	2:30.93	1:14.94	1:14.69	1:15.86	1:15.97					
<b>33</b>	<b>Adam MOODY</b>										
	<b>Lap</b>	<b>1</b>	<b>2</b>	<b>3</b>	<b>4</b>	<b>5</b>	<b>6</b>	<b>7</b>	<b>8</b>	<b>9</b>	<b>10</b>
	1	2:12.56	1:21.36	1:23.29	1:22.38	1:21.57					
<b>35</b>	<b>Chris HUDSON</b>										
	<b>Lap</b>	<b>1</b>	<b>2</b>	<b>3</b>	<b>4</b>	<b>5</b>	<b>6</b>	<b>7</b>	<b>8</b>	<b>9</b>	<b>10</b>
	1	2:04.72	1:25.17	1:26.82	1:24.95	1:23.90					
<b>45</b>	<b>Ian GODDARD</b>										
	<b>Lap</b>	<b>1</b>	<b>2</b>	<b>3</b>	<b>4</b>	<b>5</b>	<b>6</b>	<b>7</b>	<b>8</b>	<b>9</b>	<b>10</b>
	1	1:54.67	1:33.03	1:34.02	1:32.31	1:31.76					
<b>54</b>	<b>Paul BAKER</b>										
	<b>Lap</b>	<b>1</b>	<b>2</b>	<b>3</b>	<b>4</b>	<b>5</b>	<b>6</b>	<b>7</b>	<b>8</b>	<b>9</b>	<b>10</b>
	1	1:51.18	1:25.35	1:25.06	1:25.26	1:25.08					
<b>60</b>	<b>Nicholas POWELL</b>										
	<b>Lap</b>	<b>1</b>	<b>2</b>	<b>3</b>	<b>4</b>	<b>5</b>	<b>6</b>	<b>7</b>	<b>8</b>	<b>9</b>	<b>10</b>
	1	2:47.22	1:29.60	1:30.09	1:30.15	1:47.01					
<b>61</b>	<b>Simon GALLON</b>										
	<b>Lap</b>	<b>1</b>	<b>2</b>	<b>3</b>	<b>4</b>	<b>5</b>	<b>6</b>	<b>7</b>	<b>8</b>	<b>9</b>	<b>10</b>
	1	2:11.47	1:20.59	1:23.69	1:20.79	1:20.56					
<b>63</b>	<b>Anthony FENWICK-WILSON</b>										
	<b>Lap</b>	<b>1</b>	<b>2</b>	<b>3</b>	<b>4</b>	<b>5</b>	<b>6</b>	<b>7</b>	<b>8</b>	<b>9</b>	<b>10</b>
	1	1:40.59	1:31.40	1:33.92	1:33.04	1:31.65					
<b>67</b>	<b>Stephen RIDDINGTON</b>										
	<b>Lap</b>	<b>1</b>	<b>2</b>	<b>3</b>	<b>4</b>	<b>5</b>	<b>6</b>	<b>7</b>	<b>8</b>	<b>9</b>	<b>10</b>
	1	1:38.64	1:38.23	1:41.85	1:45.57	1:45.31					

---

<b>91</b>	<b>Mark HAYWARD</b>										
	<b>Lap</b>	<b>1</b>	<b>2</b>	<b>3</b>	<b>4</b>	<b>5</b>	<b>6</b>	<b>7</b>	<b>8</b>	<b>9</b>	<b>10</b>
	1	2:56.87	1:40.06	1:38.91	1:37.05						

---

<b>94</b>	<b>Charles GOLDSPINK</b>										
	<b>Lap</b>	<b>1</b>	<b>2</b>	<b>3</b>	<b>4</b>	<b>5</b>	<b>6</b>	<b>7</b>	<b>8</b>	<b>9</b>	<b>10</b>
	1	1:55.65	1:33.07	1:31.63	1:27.91	1:29.38					

---

<b>177</b>	<b>Rupert MANN</b>										
	<b>Lap</b>	<b>1</b>	<b>2</b>	<b>3</b>	<b>4</b>	<b>5</b>	<b>6</b>	<b>7</b>	<b>8</b>	<b>9</b>	<b>10</b>
	1	2:25.00	1:27.22	1:27.64	1:27.34	1:27.59					

# Lap Chart

## ALLCOMERS HANDICAP RACE FOR PRE-WAR CARS - RACE 5

Lap 1		Lap 2		Lap 3		Lap 4		Lap 5		Lap 6		Lap 7		Lap 8		Lap 9		Lap 10	
No	Time	No	Time	No	Time	No	Time	No	Time	No	Time	No	Time	No	Time	No	Time	No	Time
67	1:38.64	91	2:56.87	91	4:36.93	20	6:00.46	20	7:17.65										
63	1:40.59	63	3:11.99	54	4:41.59	54	6:06.85	19	7:29.16										
54	1:51.18	54	3:16.53	20	4:42.14	12	6:12.73	54	7:31.93										
26	1:53.76	67	3:16.87	63	4:45.91	19	6:12.75	29	7:32.39										
45	1:54.67	20	3:24.15	12	4:51.27	91	6:15.84	12	7:33.90										
94	1:55.65	26	3:25.81	61	4:55.75	29	6:16.42	61	7:37.10										
35	2:04.72	45	3:27.70	19	4:55.96	61	6:16.54	33	7:41.16										
20	2:05.41	94	3:28.72	26	4:56.67	63	6:18.95	35	7:45.56										
12	2:08.73	12	3:29.42	35	4:56.71	33	6:19.59	63	7:50.60										
61	2:11.47	35	3:29.89	33	4:57.21	35	6:21.66	91	7:52.89										
33	2:12.56	61	3:32.06	67	4:58.72	26	6:26.47	26	7:56.66										
19	2:20.16	33	3:33.92	94	5:00.35	94	6:28.26	94	7:57.64										
177	2:25.00	19	3:37.11	29	5:00.56	45	6:34.03	45	8:05.79										
29	2:30.93	29	3:45.87	45	5:01.72	67	6:44.29	177	8:14.79										
60	2:47.22	177	3:52.22	177	5:19.86	177	6:47.20	67	8:29.60										
		60	4:16.82	60	5:46.91	60	7:17.06	60	9:04.07										



## VINTAGE AND PRE-1955 RACING CARS

### RESULT - RACE 6

Pl	No	Cl	Name	Car	Year	Laps	Time	Behind	MPH	Best Lap on	MPH
1	53		Justin MAEERS	Cooper-Climax T53	1960	19	20:30.59		91.10	1:03.46	17 92.98
2	4		Harry PAINTER	Brabham BT16	1965	19	20:31.74	1.15	91.02	1:03.77	16 92.53
3	167		Michael O'BRIEN	Brabham BT6	1963	19	20:31.83	1.24	91.01	1:03.80	17 92.48
4	9		Mark DANIELL	Cooper T45	1958	19	21:18.32	47.73	87.70	1:05.91	17 89.52
5	77		Geraint OWEN	Kurtis 500 C	1954	18	20:32.34	1 Lap	86.18	1:07.49	8 87.43 *
6	7		Frederick HARPER	Kurtis Indy Roadster	1957	18	20:38.14	1 Lap	85.78	1:07.70	7 87.16
7	5		Mark GILLIES	Cooper T53	1960	18	21:24.91	1 Lap	82.66	1:06.89	4 88.21
8	17		Allan BAILLIE	LDS F1 003	1964	18	21:36.21	1 Lap	81.94	1:10.21	15 84.04
9	198		Nick WIGLEY	Cooper Bristol T24/25	1953	18	21:41.19	1 Lap	81.62	1:11.04	11 83.06
10	64		Ben MAEERS	Cooper-Climax T51	1960	17	20:40.22	2 Laps	80.88	1:10.00	14 84.29
11	21		Julian WILTON	ERA R7B	1936	17	21:16.17	2 Laps	78.60	1:13.04	14 80.78
12	22		Graham BARRON	Gemini Mk2	1959	17	21:18.78	2 Laps	78.44	1:13.78	15 79.97
13	131		Dave WALL	Gemini Mk2	1959	16	21:05.13	3 Laps	74.62	1:15.86	10 77.78
14	12		Bo WILLIAMS	Bugatti T35B	1926/27	15	21:04.48	4 Laps	69.99	1:21.23	3 72.64
15	217		Roland WETTSTEIN	K3 (Parnell)	1933	15	21:04.73	4 Laps	69.98	1:21.39	12 72.50

#### Not-Classified

18	Patrick BLAKENEY-EDWARDS	Frazer Nash Super Sports	1930	11	13:36.78	DNF	79.46	1:13.31	9	80.49
16	Ben FIDLER	ERA AJM 1	1936	11	20:31.04	NCF	52.72	1:15.65	2	78.00
8	Malcolm COOK	Cooper T51	1959	1	1:53.27	DNF	52.09		0	0.00

#### Fastest Lap

53	Justin MAEERS	Cooper-Climax T53	1960					1:03.46	17	92.98
----	---------------	-------------------	------	--	--	--	--	---------	----	-------

\*\*\* = handicap winner

Start Time : 16:14

Silverstone

16 Jul 22 16:40

Clerk of Course:

Time Issued:

Chief Timekeeper: Anthony Smith

THESE RESULTS ARE PROVISIONAL UNTIL THE CONCLUSION OF ANY JUDICIAL AND TECHNICAL MATTERS

Timing by HS Sports Ltd - Results and Lap Times at [www.theresultslive.co.uk/vintage-sports-car-club](http://www.theresultslive.co.uk/vintage-sports-car-club)



# RACE GRID

## VINTAGE AND PRE-1955 RACING CARS

### RACE 6

ROW 12	<b>3</b> 01:42.560 Teifion SALISBURY	<b>51</b> 01:22.530 Stephanie WILTON
ROW 11	<b>12</b> 01:20.790 Bo WILLIAMS	<b>217</b> 01:19.790 Roland WETTSTEIN
ROW 10	<b>23</b> 01:17.410 Duncan RICKETTS	<b>198</b> 01:17.250 Nick WIGLEY
ROW 9	<b>131</b> 01:16.450 Dave WALL	<b>22</b> 01:16.140 Graham BARRON
ROW 8	<b>16</b> 01:15.320 Ben FIDLER	<b>21</b> 01:15.030 Julian WILTON
ROW 7	<b>201</b> 01:14.860 Christian PEDERSEN	<b>18</b> 01:13.850 Patrick BLAKENEY-EDW
ROW 6	<b>32</b> 01:12.520 Oliver LLEWELLYN	<b>64</b> 01:10.560 Ben MAEERS
ROW 5	<b>8</b> 01:10.180 Malcolm COOK	<b>17</b> 01:10.130 Allan BAILLIE
ROW 4	<b>7</b> 01:09.660 Frederick HARPER	<b>77</b> 01:08.850 Geraint OWEN
ROW 3	<b>9</b> 01:08.110 Mark DANIELL	<b>5</b> 01:06.770 Mark GILLIES
ROW 2	<b>153</b> 01:05.630 Sam WILSON	<b>53</b> 01:05.470 Justin MAEERS
ROW 1	<b>167</b> 01:04.930 Michael O'BRIEN	<b>4</b> 01:04.810 Harry PAINTER

POLE

# VINTAGE AND PRE-1955 RACING CARS

## LAP TIMES - RACE 6

---

### 4 Harry PAINTER

Lap	1	2	3	4	5	6	7	8	9	10
1	1:07.67	1:04.97	1:04.69	1:04.29	1:04.43	1:04.66	1:05.18	1:05.13	1:04.43	1:05.42
11	1:04.61	1:04.14	1:04.08	1:04.23	1:05.36	1:03.77	1:04.53	1:04.23	1:05.92	

---

### 5 Mark GILLIES

Lap	1	2	3	4	5	6	7	8	9	10
1	1:11.48	1:07.86	1:07.81	1:06.89	1:09.03	1:08.71	1:07.77	1:07.42	1:07.81	1:07.36
11	1:07.70	1:07.14	1:07.37	1:07.21	1:07.16	1:08.50	1:19.18	1:58.51		

---

### 7 Frederick HARPER

Lap	1	2	3	4	5	6	7	8	9	10
1	1:13.74	1:08.35	1:08.57	1:08.76	1:08.08	1:07.86	1:07.70	1:09.10	1:08.44	1:07.76
11	1:09.55	1:10.05	1:07.75	1:08.38	1:08.06	1:09.05	1:08.75	1:08.19		

---

### 8 Malcolm COOK

Lap	1	2	3	4	5	6	7	8	9	10
1	1:53.27									

---

### 9 Mark DANIELL

Lap	1	2	3	4	5	6	7	8	9	10
1	1:13.19	1:07.45	1:07.61	1:06.67	1:07.72	1:06.57	1:06.70	1:06.63	1:06.46	1:07.04
11	1:06.92	1:07.02	1:07.30	1:07.78	1:07.21	1:07.14	1:05.91	1:06.34	1:06.66	

---

### 12 Bo WILLIAMS

Lap	1	2	3	4	5	6	7	8	9	10
1	1:33.56	1:21.64	1:21.23	1:21.85	1:22.06	1:22.53	1:22.06	1:22.26	1:21.86	1:24.05
11	1:23.28	1:27.63	1:28.23	1:24.18	1:28.06					

---

### 16 Ben FIDLER

Lap	1	2	3	4	5	6	7	8	9	10
1	1:22.23	1:15.65	1:22.72	5:35.11	3:08.77	1:16.26	1:16.54	1:19.12	1:17.56	1:17.41
11	1:19.67									

---

### 17 Allan BAILLIE

Lap	1	2	3	4	5	6	7	8	9	10
1	1:18.12	1:13.23	1:11.63	1:11.51	1:11.98	1:11.89	1:11.83	1:11.36	1:11.85	1:10.28
11	1:11.87	1:10.91	1:13.91	1:11.50	1:10.21	1:10.79	1:11.61	1:11.73		

---

### 18 Patrick BLAKENEY-EDWARDS

Lap	1	2	3	4	5	6	7	8	9	10
1	1:19.50	1:13.54	1:14.75	1:13.54	1:13.71	1:13.35	1:13.61	1:13.61	1:13.31	1:13.99
11	1:13.87									

---

### 21 Julian WILTON

Lap	1	2	3	4	5	6	7	8	9	10
1	1:17.33	1:14.94	1:14.64	1:13.72	1:14.81	1:14.96	1:15.72	1:15.39	1:15.36	1:15.63
11	1:17.22	1:14.59	1:16.71	1:13.04	1:13.89	1:13.68	1:14.54			

<b>22</b>	<b>Graham BARRON</b>									
<b>Lap</b>	<b>1</b>	<b>2</b>	<b>3</b>	<b>4</b>	<b>5</b>	<b>6</b>	<b>7</b>	<b>8</b>	<b>9</b>	<b>10</b>
1	1:20.88	1:14.58	1:14.68	1:14.65	1:14.78	1:14.32	1:14.79	1:14.44	1:15.33	1:15.16
11	1:16.43	1:15.35	1:16.80	1:14.05	1:13.78	1:14.25	1:14.51			
<b>53</b>	<b>Justin MAEERS</b>									
<b>Lap</b>	<b>1</b>	<b>2</b>	<b>3</b>	<b>4</b>	<b>5</b>	<b>6</b>	<b>7</b>	<b>8</b>	<b>9</b>	<b>10</b>
1	1:08.16	1:05.52	1:04.60	1:04.19	1:04.19	1:04.09	1:05.67	1:04.82	1:05.51	1:04.78
11	1:03.75	1:04.02	1:04.13	1:03.64	1:05.90	1:04.93	1:03.46	1:04.49	1:04.74	
<b>64</b>	<b>Ben MAEERS</b>									
<b>Lap</b>	<b>1</b>	<b>2</b>	<b>3</b>	<b>4</b>	<b>5</b>	<b>6</b>	<b>7</b>	<b>8</b>	<b>9</b>	<b>10</b>
1	1:39.09	1:13.25	1:12.51	1:12.24	1:11.60	1:12.47	1:11.11	1:11.09	1:11.52	1:10.16
11	1:10.23	1:10.21	1:10.78	1:10.00	1:11.26	1:12.26	1:10.44			
<b>77</b>	<b>Geraint OWEN</b>									
<b>Lap</b>	<b>1</b>	<b>2</b>	<b>3</b>	<b>4</b>	<b>5</b>	<b>6</b>	<b>7</b>	<b>8</b>	<b>9</b>	<b>10</b>
1	1:12.52	1:08.10	1:08.06	1:07.88	1:08.21	1:08.03	1:08.36	1:07.49	1:07.99	1:07.69
11	1:08.52	1:08.24	1:08.34	1:09.51	1:08.23	1:08.58	1:08.48	1:08.11		
<b>131</b>	<b>Dave WALL</b>									
<b>Lap</b>	<b>1</b>	<b>2</b>	<b>3</b>	<b>4</b>	<b>5</b>	<b>6</b>	<b>7</b>	<b>8</b>	<b>9</b>	<b>10</b>
1	1:27.31	1:17.59	1:17.04	1:17.58	1:16.72	1:16.99	1:19.12	1:18.95	1:17.63	1:15.86
11	1:17.01	1:20.11	1:18.66	1:23.17	1:19.93	1:21.46				
<b>167</b>	<b>Michael O'BRIEN</b>									
<b>Lap</b>	<b>1</b>	<b>2</b>	<b>3</b>	<b>4</b>	<b>5</b>	<b>6</b>	<b>7</b>	<b>8</b>	<b>9</b>	<b>10</b>
1	1:07.93	1:05.27	1:04.92	1:04.88	1:05.27	1:04.25	1:04.71	1:04.82	1:05.30	1:05.11
11	1:04.04	1:04.39	1:04.57	1:05.41	1:04.01	1:03.88	1:03.80	1:04.40	1:04.87	
<b>198</b>	<b>Nick WIGLEY</b>									
<b>Lap</b>	<b>1</b>	<b>2</b>	<b>3</b>	<b>4</b>	<b>5</b>	<b>6</b>	<b>7</b>	<b>8</b>	<b>9</b>	<b>10</b>
1	1:18.78	1:12.76	1:12.17	1:12.09	1:11.45	1:11.87	1:11.88	1:12.23	1:11.79	1:11.32
11	1:11.04	1:11.06	1:12.93	1:12.55	1:11.99	1:11.80	1:11.34	1:12.14		
<b>217</b>	<b>Roland WETTSTEIN</b>									
<b>Lap</b>	<b>1</b>	<b>2</b>	<b>3</b>	<b>4</b>	<b>5</b>	<b>6</b>	<b>7</b>	<b>8</b>	<b>9</b>	<b>10</b>
1	1:31.95	1:25.17	1:23.25	1:26.81	1:23.51	1:23.00	1:23.75	1:24.24	1:22.93	1:22.42
11	1:22.71	1:21.39	1:22.32	1:23.45	1:27.83					

# Lap Chart

## VINTAGE AND PRE-1955 RACING CARS - RACE 6

Lap 1		Lap 2		Lap 3		Lap 4		Lap 5		Lap 6		Lap 7		Lap 8		Lap 9		Lap 10	
No	Time	No	Time	No	Time	No	Time	No	Time	No	Time	No	Time	No	Time	No	Time	No	Time
4	1:07.67	4	2:12.64	4	3:17.33	4	4:21.62	4	5:26.05	4	6:30.71	4	7:35.89	4	8:41.02	4	9:45.45	4	10:50.87
167	1:07.93	167	2:13.20	167	3:18.12	53	4:22.47	53	5:26.66	53	6:30.75	53	7:36.42	53	8:41.24	53	9:46.75	53	10:51.53
53	1:08.16	53	2:13.68	53	3:18.28	167	4:23.00	167	5:28.27	167	6:32.52	167	7:37.23	18	8:42.00 *1	167	9:47.35	167	10:52.46
5	1:11.48	5	2:19.34	5	3:27.15	5	4:34.04	12	5:38.28 *1	131	6:36.24 *1	64	7:41.16 *1	167	8:42.05	18	9:55.61 *1	17	10:53.40 *1
77	1:12.52	77	2:20.62	9	3:28.25	9	4:34.92	9	5:42.64	9	6:49.21	131	7:53.23 *1	21	8:46.12 *1	217	9:57.44 *2	198	10:55.02 *1
9	1:13.19	9	2:20.64	77	3:28.68	77	4:36.56	5	5:43.07	5	6:51.78	9	7:55.91	22	8:48.68 *1	21	10:01.51 *1	12	11:07.19 *2
7	1:13.74	7	2:22.09	7	3:30.66	7	4:39.42	77	5:44.77	77	6:52.80	5	7:59.55	64	8:52.27 *1	22	10:03.12 *1	18	11:08.92 *1
21	1:17.33	17	2:31.35	17	3:42.98	17	4:54.49	217	5:47.18 *1	7	6:55.36	77	8:01.16	9	9:02.54	64	10:03.36 *1	64	11:14.88 *1
17	1:18.12	198	2:31.54	198	3:43.71	198	4:55.80	7	5:47.50	12	7:00.34 *1	7	8:03.06	5	9:06.97	9	10:09.00	9	11:16.04
198	1:18.78	21	2:32.27	21	3:46.91	21	5:00.63	17	6:06.47	217	7:10.69 *1	12	8:22.87 *1	77	9:08.65	5	10:14.78	21	11:16.87 *1
18	1:19.50	18	2:33.04	18	3:47.79	18	5:01.33	198	6:07.25	17	7:18.36	17	8:30.19	7	9:12.16	77	10:16.64	22	11:18.45 *1
22	1:20.88	22	2:35.46	22	3:50.14	22	5:04.79	18	6:15.04	198	7:19.12	198	8:31.00	131	9:12.35 *1	7	10:20.60	217	11:21.68 *2
16	1:22.23	16	2:37.88	16	4:00.60	64	5:17.09	21	6:15.44	18	7:28.39	217	8:33.69 *1	16	9:35.71 *4	131	10:31.30 *1	5	11:22.14
131	1:27.31	131	2:44.90	131	4:01.94	131	5:19.52	22	6:19.57	21	7:30.40			17	9:41.55			77	11:24.33
217	1:31.95	64	2:52.34	64	4:04.85			64	6:28.69	22	7:33.89			198	9:43.23			7	11:28.36
12	1:33.56	12	2:55.20	12	4:16.43									12	9:44.93 *1			131	11:48.93 *1
64	1:39.09	217	2:57.12	217	4:20.37														
8	1:53.27																		

# Lap Chart

## VINTAGE AND PRE-1955 RACING CARS - RACE 6

Lap 11		Lap 12		Lap 13		Lap 14		Lap 15		Lap 16		Lap 17		Lap 18		Lap 19		Lap 20			
No	Time	No	Time	No	Time	No	Time	No	Time	No	Time	No	Time	No	Time	No	Time	No	Time		
53	11:55.28	53	12:59.30	53	14:03.43	53	15:07.07	53	16:12.97	4	17:17.06	53	18:21.36	4	19:25.82	53	20:30.59				
4	11:55.48	4	12:59.62	4	14:03.70	4	15:07.93	4	16:13.29	53	17:17.90	4	18:21.59	53	19:25.85	16	20:31.04 *8				
167	11:56.50	167	13:00.89	167	14:05.46	167	15:10.87	167	16:14.88	167	17:18.76	167	18:22.56	5	19:26.40 *1	4	20:31.74				
17	12:03.68 *1	131	13:04.79 *2	217	14:07.03 *3	12	15:16.38 *3	21	16:21.02 *2	21	17:34.06 *2	131	18:23.74 *3	167	19:26.96	167	20:31.83				
198	12:06.34 *1	17	13:15.55 *1	131	14:21.80 *2	16	15:17.28 *7	22	16:22.19 *2	22	17:36.24 *2	21	18:47.95 *2	64	19:29.78 *2	77	20:32.34 *1				
18	12:22.91 *1	198	13:17.38 *1	17	14:26.46 *1	217	15:29.74 *3	16	16:36.40 *7	16	17:53.96 *7	22	18:50.02 *2	7	19:29.95 *1	7	20:38.14 *1				
9	12:22.96	9	13:29.98	198	14:28.44 *1	17	15:40.37 *1	12	16:44.01 *3	9	17:59.41	9	19:05.32	12	19:36.42 *4	64	20:40.22 *2				
64	12:25.04 *1	64	13:35.27 *1	9	14:37.28	198	15:41.37 *1	217	16:51.13 *3	17	18:02.08 *1	16	19:11.37 *7	217	19:36.90 *4	12	21:04.48 *4				
12	12:29.05 *2	18	13:36.78 *1	5	14:44.35	131	15:41.91 *2	17	16:51.87 *1	198	18:05.91 *1	17	19:12.87 *1	131	19:43.67 *3	217	21:04.73 *4				
5	12:29.84	5	13:36.98	64	14:45.48 *1	9	15:45.06	9	16:52.27	5	18:07.22	198	19:17.71 *1	21	20:01.63 *2	131	21:05.13 *3				
21	12:32.50 *1	77	13:41.09	77	14:49.43	5	15:51.56	198	16:53.92 *1	12	18:12.24 *3	77	19:24.23	22	20:04.27 *2	21	21:16.17 *2				
77	12:32.85	7	13:47.96	7	14:55.71	64	15:56.26 *1	5	16:58.72	217	18:13.45 *3			9	20:11.66	9	21:18.32				
22	12:33.61 *1	21	13:49.72 *1	21	15:04.31 *1	77	15:58.94	131	17:00.57 *2	77	18:15.75			17	20:24.48 *1	22	21:18.78 *2				
7	12:37.91	22	13:50.04 *1	22	15:05.39 *1	7	16:04.09	64	17:06.26 *1	64	18:17.52 *1			198	20:29.05 *1	5	21:24.91 *1				
16	12:44.48 *6	12	13:53.10 *2					77	17:07.17	7	18:21.20					17	21:36.21 *1				
217	12:44.61 *2	16	14:00.74 *6					7	17:12.15							198	21:41.19 *1				



## ALLCOMERS HANDICAP RACE FOR PRE-WAR CARS

### RESULT - RACE 7

Pl	No	Cl	Name	Car	Year	Laps	Time	Behind	MPH	Best Lap on	MPH
1	88		Roland WOODTLI	Riley 15/6 Special	1935	5	8:49.02		59.72	1:37.12	2 60.75
2	62		Trevor SWETE	Invicta S Type	1931	5	8:56.64	7.62	65.32	1:28.04	5 67.02
3	90		Andy KING	MG PB Cream Cracker	1935	5	9:01.92	12.90	58.20	1:39.52	5 59.29
4	191		Simon BLAKENEY-EDWARDS	Alvis FD 12/75 FWD	1928	5	9:02.26	13.24	58.16	1:39.84	3 59.10
5	107		John WISEMAN	Frazer Nash Interceptor	1929/30	5	9:11.43	22.41	55.00	1:45.39	5 55.99
6	105		Ian FYFE	Alvis 12/70 Special	1937	5	9:15.90	26.88	56.10	1:43.98	5 56.75
7	109		Tobias BRUCE	Bean 18/50	1927	5	9:20.48	31.46	52.64	1:49.83	5 53.72
8	102		Thomas CLYNES	Riley 9	1929	5	9:23.42	34.40	61.67	1:54.21	5 51.66
9	101		Richard WISEMAN	Delage Dis	1928	5	9:26.22	37.20	49.56	1:55.21	3 51.21
10	196		Georgina BRADFIELD	Invicta S Type	1934	5	9:27.00	37.98	58.19	1:38.20	5 60.09
11	87		William COLLEDGE	Wolseley Hornet Special	1934	5	9:29.64	40.62	56.77	1:41.19	4 58.31
12	72		Andy CAWLEY	Frazer Nash Super Sports	1929	5	9:31.15	42.13	58.87	1:36.78	4 60.97
13	269		Dougal CAWLEY	Delage Dis	1924	5	9:32.42	43.40	51.54	1:51.12	4 53.10
14	298		Kerry WILSON	Alvis Silver Eagle	1930	5	11:05.83	2:16.81	46.77	1:51.60	2 52.87

#### Not-Classified

92			Jeremy BREWSTER	Lea-Francis P Type	1929	2	4:08.07	DNF	54.11	1:43.88	2 56.80
----	--	--	-----------------	--------------------	------	---	---------	-----	-------	---------	---------

#### Fastest Lap

62			Trevor SWETE	Invicta S Type	1931					1:28.04	5 67.02
----	--	--	--------------	----------------	------	--	--	--	--	---------	---------

Start Time : 16:45

Silverstone

16 Jul 22 16:58

Clerk of Course:

Time Issued:

Chief Timekeeper: Anthony Smith

THESE RESULTS ARE PROVISIONAL UNTIL THE CONCLUSION OF ANY JUDICIAL AND TECHNICAL MATTERS

Timing by HS Sports Ltd - Results and Lap Times at [www.theresultslive.co.uk/vintage-sports-car-club](http://www.theresultslive.co.uk/vintage-sports-car-club)

# RACE NUMBER 7: 5 LAPS

Drop Number	Grid Row	Cars are shown with their number of credit laps ie how many laps they will start with.			Secs
9	10	101 <input type="checkbox"/>		59 <input type="checkbox"/>	1.30
8	9		102 <input type="checkbox"/>	62 <input type="checkbox"/>	1.25
7	8	72 <input type="checkbox"/>		118 <input type="checkbox"/>	1.10
6	7		<input type="checkbox"/>	196 <input type="checkbox"/>	1.00
5	6	<input type="checkbox"/>		87 <input type="checkbox"/>	0.50
4	5		88 <input type="checkbox"/>	191 <input type="checkbox"/>	0.35
3	4	90 <input type="checkbox"/>		298 <input type="checkbox"/>	
3	3		92 <input type="checkbox"/>	105 <input type="checkbox"/>	0.30
2	2	108 <input type="checkbox"/>		107 <input type="checkbox"/>	0.15
1	1		269 <input type="checkbox"/>	109 <input type="checkbox"/>	0.00

## Front Of Grid

Issue No 1  
Car 101 will race for 4 Laps

Signed \_\_\_\_\_ Handicapper

CoC

Issued at

16 Jul 2022 12:57

# ALLCOMERS HANDICAP RACE FOR PRE-WAR CARS

## LAP TIMES - RACE 7

<b>62</b>	<b>Trevor SWETE</b>										
	<b>Lap</b>	<b>1</b>	<b>2</b>	<b>3</b>	<b>4</b>	<b>5</b>	<b>6</b>	<b>7</b>	<b>8</b>	<b>9</b>	<b>10</b>
	1	3:00.17	1:29.50	1:29.54	1:29.39	1:28.04					
<b>72</b>	<b>Andy CAWLEY</b>										
	<b>Lap</b>	<b>1</b>	<b>2</b>	<b>3</b>	<b>4</b>	<b>5</b>	<b>6</b>	<b>7</b>	<b>8</b>	<b>9</b>	<b>10</b>
	1	2:59.86	1:37.26	1:39.23	1:36.78	1:38.02					
<b>87</b>	<b>William COLLEDGE</b>										
	<b>Lap</b>	<b>1</b>	<b>2</b>	<b>3</b>	<b>4</b>	<b>5</b>	<b>6</b>	<b>7</b>	<b>8</b>	<b>9</b>	<b>10</b>
	1	2:41.03	1:41.91	1:42.19	1:41.19	1:43.32					
<b>88</b>	<b>Roland WOODTLI</b>										
	<b>Lap</b>	<b>1</b>	<b>2</b>	<b>3</b>	<b>4</b>	<b>5</b>	<b>6</b>	<b>7</b>	<b>8</b>	<b>9</b>	<b>10</b>
	1	2:16.83	1:37.12	1:38.44	1:38.98	1:37.65					
<b>90</b>	<b>Andy KING</b>										
	<b>Lap</b>	<b>1</b>	<b>2</b>	<b>3</b>	<b>4</b>	<b>5</b>	<b>6</b>	<b>7</b>	<b>8</b>	<b>9</b>	<b>10</b>
	1	2:22.31	1:40.28	1:40.01	1:39.80	1:39.52					
<b>92</b>	<b>Jeremy BREWSTER</b>										
	<b>Lap</b>	<b>1</b>	<b>2</b>	<b>3</b>	<b>4</b>	<b>5</b>	<b>6</b>	<b>7</b>	<b>8</b>	<b>9</b>	<b>10</b>
	1	2:24.19	1:43.88								
<b>101</b>	<b>Richard WISEMAN</b>										
	<b>Lap</b>	<b>1</b>	<b>2</b>	<b>3</b>	<b>4</b>	<b>5</b>	<b>6</b>	<b>7</b>	<b>8</b>	<b>9</b>	<b>10</b>
	1		3:37.37	1:57.39	1:55.21	1:56.25					
<b>102</b>	<b>Thomas CLYNES</b>										
	<b>Lap</b>	<b>1</b>	<b>2</b>	<b>3</b>	<b>4</b>	<b>5</b>	<b>6</b>	<b>7</b>	<b>8</b>	<b>9</b>	<b>10</b>
	1	3:35.54	1:57.51		1:56.16	1:54.21					
<b>105</b>	<b>Ian FYFE</b>										
	<b>Lap</b>	<b>1</b>	<b>2</b>	<b>3</b>	<b>4</b>	<b>5</b>	<b>6</b>	<b>7</b>	<b>8</b>	<b>9</b>	<b>10</b>
	1	2:16.78	1:44.77	1:45.72	1:44.65	1:43.98					
<b>107</b>	<b>John WISEMAN</b>										
	<b>Lap</b>	<b>1</b>	<b>2</b>	<b>3</b>	<b>4</b>	<b>5</b>	<b>6</b>	<b>7</b>	<b>8</b>	<b>9</b>	<b>10</b>
	1	2:05.39	1:46.93	1:46.72	1:47.00	1:45.39					
<b>109</b>	<b>Tobias BRUCE</b>										
	<b>Lap</b>	<b>1</b>	<b>2</b>	<b>3</b>	<b>4</b>	<b>5</b>	<b>6</b>	<b>7</b>	<b>8</b>	<b>9</b>	<b>10</b>
	1	1:56.19	1:50.87	1:51.33	1:52.26	1:49.83					
<b>191</b>	<b>Simon BLAKENEY-EDWARDS</b>										
	<b>Lap</b>	<b>1</b>	<b>2</b>	<b>3</b>	<b>4</b>	<b>5</b>	<b>6</b>	<b>7</b>	<b>8</b>	<b>9</b>	<b>10</b>
	1	2:21.76	1:40.39	1:39.84	1:40.15	1:40.12					
<b>196</b>	<b>Georgina BRADFIELD</b>										
	<b>Lap</b>	<b>1</b>	<b>2</b>	<b>3</b>	<b>4</b>	<b>5</b>	<b>6</b>	<b>7</b>	<b>8</b>	<b>9</b>	<b>10</b>
	1	2:48.90	1:40.91	1:40.32	1:38.67	1:38.20					



---

**269 Dougal CAWLEY**

<b>Lap</b>	<b>1</b>	<b>2</b>	<b>3</b>	<b>4</b>	<b>5</b>	<b>6</b>	<b>7</b>	<b>8</b>	<b>9</b>	<b>10</b>
1	2:02.59	1:53.74	1:51.90	1:51.12	1:53.07					

---

**298 Kerry WILSON**

<b>Lap</b>	<b>1</b>	<b>2</b>	<b>3</b>	<b>4</b>	<b>5</b>	<b>6</b>	<b>7</b>	<b>8</b>	<b>9</b>	<b>10</b>
1	2:29.02	1:51.60	2:04.54	2:14.07	2:26.60					

# Lap Chart

## ALLCOMERS HANDICAP RACE FOR PRE-WAR CARS - RACE 7

Lap 1		Lap 2		Lap 3		Lap 4		Lap 5		Lap 6		Lap 7		Lap 8		Lap 9		Lap 10	
No	Time	No	Time	No	Time	No	Time	No	Time	No	Time	No	Time	No	Time	No	Time	No	Time
109	1:56.19	101	3:37.37	88	5:32.39	88	7:11.37	88	8:49.02										
269	2:02.59	109	3:47.06	102	5:33.05 *1	191	7:22.14	62	8:56.64										
107	2:05.39	107	3:52.32	101	5:34.76	90	7:22.40	90	9:01.92										
105	2:16.78	88	3:53.95	109	5:38.39	107	7:26.04	191	9:02.26										
88	2:16.83	269	3:56.33	107	5:39.04	62	7:28.60	107	9:11.43										
191	2:21.76	105	4:01.55	191	5:41.99	102	7:29.21	105	9:15.90										
90	2:22.31	191	4:02.15	90	5:42.60	101	7:29.97	109	9:20.48										
92	2:24.19	90	4:02.59	105	5:47.27	109	7:30.65	102	9:23.42										
298	2:29.02	92	4:08.07	269	5:48.23	105	7:31.92	101	9:26.22										
87	2:41.03	298	4:20.62	62	5:59.21	269	7:39.35	196	9:27.00										
196	2:48.90	87	4:22.94	87	6:05.13	87	7:46.32	87	9:29.64										
72	2:59.86	62	4:29.67	196	6:10.13	196	7:48.80	72	9:31.15										
62	3:00.17	196	4:29.81	72	6:16.35	72	7:53.13	269	9:32.42										
102	3:35.54	72	4:37.12	298	6:25.16	298	8:39.23	298	11:05.83										



## 500 OWNERS ASSOCIATION

### RESULT - RACE 8

Pl	No	Cl	Name	Car	Laps	Time	Behind	MPH	Best Lap on	MPH
1	99	P3	Alex WILSON	Cooper Mk10	12	15:45.72		74.87	1:17.34	6 76.29
2	53	P3	Simon DEDMAN	Cooper Mk 10	12	16:14.84	29.12	72.63	1:19.52	10 74.20
3	92	P3	Richard FULLER	Cooper Mk 8	12	16:24.25	38.53	71.94	1:20.17	11 73.60
4	29	P2	Chris WILSON	Mackson MS 001	12	16:25.45	39.73	71.85	1:20.13	10 73.64
5	7	P3	Nigel CHALLIS	Cooper Mk8	12	16:51.26	1:05.54	70.02	1:22.16	3 71.82
6	33	P2	Jonathan MORRIS	Waye 500	12	16:51.42	1:05.70	70.01	1:22.70	7 71.35
7	64	P1	Richard KELLY	Cooper Mk V	11	15:59.24	1 Lap	67.66	1:22.77	4 71.29
8	44	P3	Michael BROUGH	BJR 1	11	16:58.51	1 Lap	63.72	1:29.61	9 65.85
9	94	P3	Douglas MCLAY	Cooper Mk 8	11	17:18.75	1 Lap	62.48	1:32.40	6 63.86
<b><u>Not-Classified</u></b>										
	16	P3	Stuart WRIGHT	Cooper Mk XI	10	14:03.91	DNF	69.92	1:22.49	4 71.53
<b><u>Fastest Lap</u></b>										
	64	P1	Richard KELLY	Cooper Mk V					1:22.77	4 71.29
	29	P2	Chris WILSON	Mackson MS 001					1:20.13	10 73.64
	99	P3	Alex WILSON	Cooper Mk10					1:17.34	6 76.29

Start Time : 17:02

Silverstone

16 Jul 22 17:24


Clerk of Course:

Time Issued:


Chief Timekeeper: Anthony Smith

THESE RESULTS ARE PROVISIONAL UNTIL THE CONCLUSION OF ANY JUDICIAL AND TECHNICAL MATTERS

Timing by HS Sports Ltd - Results and Lap Times at [www.theresultslive.co.uk/vintage-sports-car-club](http://www.theresultslive.co.uk/vintage-sports-car-club)




# RACE GRID



## 500 OWNERS ASSOCIATION

### RACE 8

ROW 6		
ROW 5	<b>94</b> 01:32.740 Douglas MCLAY	<b>44</b> 01:27.330 Michael BROUGH
ROW 4	<b>16</b> 01:23.930 Stuart WRIGHT	<b>64</b> 01:22.800 Richard KELLY
ROW 3	<b>7</b> 01:22.330 Nigel CHALLIS	<b>33</b> 01:21.540 Jonathan MORRIS
ROW 2	<b>92</b> 01:21.370 Richard FULLER	<b>29</b> 01:21.360 Chris WILSON
ROW 1	<b>53</b> 01:17.980 Simon DEDMAN	<b>99</b> 01:16.100 Alex WILSON
<b>POLE</b>		



# 500 OWNERS ASSOCIATION

## LAP TIMES - RACE 8

---

**7 Nigel CHALLIS**

Lap	1	2	3	4	5	6	7	8	9	10
1	1:32.60	1:22.23	1:22.16	1:22.70	1:24.07	1:24.95	1:24.26	1:24.05	1:24.52	1:23.23
11	1:23.48	1:23.01								

---

**16 Stuart WRIGHT**

Lap	1	2	3	4	5	6	7	8	9	10
1	1:36.26	1:24.44	1:22.92	1:22.49	1:22.71	1:23.06	1:22.86	1:22.67	1:23.24	1:23.26

---

**29 Chris WILSON**

Lap	1	2	3	4	5	6	7	8	9	10
1	1:31.52	1:22.27	1:21.91	1:21.76	1:21.58	1:22.52	1:20.66	1:20.80	1:20.65	1:20.13
11	1:20.95	1:20.70								

---

**33 Jonathan MORRIS**

Lap	1	2	3	4	5	6	7	8	9	10
1	1:35.44	1:23.19	1:23.36	1:23.75	1:22.96	1:23.18	1:22.70	1:23.32	1:23.96	1:23.66
11	1:22.88	1:23.02								

---

**44 Michael BROUGH**

Lap	1	2	3	4	5	6	7	8	9	10
1	1:39.35	1:32.38	1:33.15	1:33.36	1:34.18	1:32.51	1:32.32	1:30.52	1:29.61	1:30.32
11	1:30.81									

---

**53 Simon DEDMAN**

Lap	1	2	3	4	5	6	7	8	9	10
1	1:30.05	1:19.78	1:20.93	1:20.59	1:21.15	1:21.41	1:20.94	1:21.29	1:19.98	1:19.52
11	1:19.56	1:19.64								

---

**64 Richard KELLY**

Lap	1	2	3	4	5	6	7	8	9	10
1	1:35.79	1:24.60	1:25.00	1:22.77	1:23.91	1:24.92	1:27.21	1:29.06	1:28.89	1:28.54
11	1:28.55									

---

**92 Richard FULLER**

Lap	1	2	3	4	5	6	7	8	9	10
1	1:32.34	1:20.55	1:22.02	1:21.80	1:22.48	1:21.65	1:20.93	1:20.74	1:20.28	1:20.41
11	1:20.17	1:20.88								

---

**94 Douglas MCLAY**

Lap	1	2	3	4	5	6	7	8	9	10
1	1:42.21	1:33.02	1:34.99	1:33.85	1:32.72	1:32.40	1:32.87	1:33.05	1:33.75	1:34.40
11	1:35.49									

---

**99 Alex WILSON**

Lap	1	2	3	4	5	6	7	8	9	10
1	1:28.32	1:18.70	1:17.71	1:17.73	1:17.50	1:17.34	1:17.94	1:17.95	1:18.02	1:17.78
11	1:18.46	1:18.27								

# Lap Chart

## 500 OWNERS ASSOCIATION - RACE 8

Lap 1		Lap 2		Lap 3		Lap 4		Lap 5		Lap 6		Lap 7		Lap 8		Lap 9		Lap 10	
No	Time	No	Time	No	Time	No	Time	No	Time	No	Time	No	Time	No	Time	No	Time	No	Time
99	1:28.32	99	2:47.02	99	4:04.73	99	5:22.46	99	6:39.96	99	7:57.30	99	9:15.24	99	10:33.19	99	11:51.21	99	13:08.99
53	1:30.05	53	2:49.83	53	4:10.76	53	5:31.35	53	6:52.50	53	8:13.91	44	9:24.93 *1	53	10:56.14	53	12:16.12	53	13:35.64
29	1:31.52	92	2:52.89	92	4:14.91	92	5:36.71	29	6:59.04	92	8:20.84	94	9:29.19 *1	44	10:57.25 *1	92	12:22.79	92	13:43.20
92	1:32.34	29	2:53.79	29	4:15.70	29	5:37.46	92	6:59.19	29	8:21.56	53	9:34.85	94	11:02.06 *1	29	12:23.67	29	13:43.80
7	1:32.60	7	2:54.83	7	4:16.99	7	5:39.69	7	7:03.76	7	8:28.71	92	9:41.77	92	11:02.51	44	12:27.77 *1	44	13:57.38 *1
33	1:35.44	33	2:58.63	33	4:21.99	33	5:45.74	33	7:08.70	16	8:31.88	29	9:42.22	29	11:03.02	94	12:35.11 *1	16	14:03.91
64	1:35.79	64	3:00.39	16	4:23.62	16	5:46.11	16	7:08.82	33	8:31.88	7	9:52.97	7	11:17.02	16	12:40.65	7	14:04.77
16	1:36.26	16	3:00.70	64	4:25.39	64	5:48.16	64	7:12.07	64	8:36.99	33	9:54.58	16	11:17.41	7	12:41.54	33	14:05.52
44	1:39.35	44	3:11.73	44	4:44.88	44	6:18.24	44	7:52.42			16	9:54.74	33	11:17.90	33	12:41.86	94	14:08.86 *1
94	1:42.21	94	3:15.23	94	4:50.22	94	6:24.07	94	7:56.79			64	10:04.20	64	11:33.26	64	13:02.15		

# Lap Chart

## 500 OWNERS ASSOCIATION - RACE 8

Lap 11		Lap 12		Lap 13		Lap 14		Lap 15		Lap 16		Lap 17		Lap 18		Lap 19		Lap 20	
No	Time	No	Time	No	Time	No	Time	No	Time	No	Time	No	Time	No	Time	No	Time	No	Time
99	14:27.45	99	15:45.72																
64	14:30.69 *1	64	15:59.24 *1																
53	14:55.20	53	16:14.84																
92	15:03.37	92	16:24.25																
29	15:04.75	29	16:25.45																
44	15:27.70 *1	7	16:51.26																
7	15:28.25	33	16:51.42																
33	15:28.40	44	16:58.51 *1																
94	15:43.26 *1	94	17:18.75 *1																



## ALLCOMERS SCRATCH RACE FOR PRE-WAR CARS

### RESULT - RACE 9

Pl	No	Cl	Name	Car	Year	Laps	Time	Behind	MPH	Best Lap on	MPH
1	21		Julian WILTON	ERA R7B	1936	12	15:06.42		78.11	1:11.42	4 82.62
2	36		Michael JAMES	Riley 12/4 TT Sprite Rep	1935	12	15:24.49	18.07	76.59	1:14.98	2 78.69
3	220		Rodney SEBER	Wolseley Hornet Special	1935	12	15:40.92	34.50	75.25	1:16.48	2 77.15
4	217		Roland WETTSTEIN	K3 (Parnell)	1933	12	15:46.24	39.82	74.83	1:17.16	11 76.47
5	769		Charlie MARTIN	GN/Ford Piglet	1929	12	15:48.38	41.96	74.66	1:17.54	8 76.09 *
6	35		Chris HUDSON	Bugatti T35B	1925	11	15:13.90	1 Lap	71.02	1:21.11	2 72.75
7	95		Steven SMITH	Morris Minor	1929	11	15:39.12	1 Lap	69.11	1:23.67	2 70.52
8	60		Nicholas POWELL	Austin/MG La Special	1928/34	10	15:16.19	2 Laps	64.40	1:25.86	3 68.72
9	3		Teifion SALISBURY	MG K3	1934	10	16:30.10	2 Laps	59.59	1:36.58	9 61.09
<b><u>Not-Classified</u></b>											
	54		Paul BAKER	Frazer Nash Sports	1934	8	11:20.61	DNF	69.35	1:23.36	7 70.78
<b><u>Fastest Lap</u></b>											
	21		Julian WILTON	ERA R7B	1936					1:11.42	4 82.62

\*\*\* = handicap winner

Start Time : 17:29

Silverstone

16 Jul 22 17:46

Clerk of Course:

Time Issued:

Chief Timekeeper: Anthony Smith

THESE RESULTS ARE PROVISIONAL UNTIL THE CONCLUSION OF ANY JUDICIAL AND TECHNICAL MATTERS

Timing by HS Sports Ltd - Results and Lap Times at [www.theresultslive.co.uk/vintage-sports-car-club](http://www.theresultslive.co.uk/vintage-sports-car-club)



# RACE GRID

## ALLCOMERS SCRATCH RACE FOR PRE-WAR CARS

### RACE 9

ROW 10					
ROW 9			<b>86</b>	01:43.500 Martin NASH	
ROW 8	<b>3</b>	01:42.560 Teifion SALISBURY	<b>117</b>	01:40.580 Alastair BAILEY	
ROW 7		<b>34</b>	01:39.440 Richard STOTT	<b>60</b>	01:32.590 Nicholas POWELL
ROW 6	<b>95</b>	01:25.090 Steven SMITH	<b>54</b>	01:24.300 Paul BAKER	
ROW 5		<b>35</b>	01:24.040 Chris HUDSON	<b>217</b>	01:19.790 Roland WETTSTEIN
ROW 4	<b>769</b>	01:19.750 Charlie MARTIN	<b>312</b>	01:18.940 Tom HARDMAN	
ROW 3		<b>220</b>	01:18.370 Rodney SEBER	<b>112</b>	01:15.650 Justin MAEERS
ROW 2	<b>21</b>	01:15.030 Julian WILTON	<b>201</b>	01:14.860 Christian PEDERSEN	
ROW 1		<b>29</b>	01:14.410 Michael JAMES	<b>18</b>	01:13.850 Patrick BLAKENEY-EDW

**POLE**

# ALLCOMERS SCRATCH RACE FOR PRE-WAR CARS

## LAP TIMES - RACE 9

---

<b>3</b>	<b>Teifion SALISBURY</b>									
<b>Lap</b>	<b>1</b>	<b>2</b>	<b>3</b>	<b>4</b>	<b>5</b>	<b>6</b>	<b>7</b>	<b>8</b>	<b>9</b>	<b>10</b>
1	1:45.98	1:38.77	1:39.83	1:40.04	1:38.98	1:37.88	1:37.11	1:38.13	1:36.58	1:36.80

---

<b>21</b>	<b>Julian WILTON</b>									
<b>Lap</b>	<b>1</b>	<b>2</b>	<b>3</b>	<b>4</b>	<b>5</b>	<b>6</b>	<b>7</b>	<b>8</b>	<b>9</b>	<b>10</b>
1	1:32.24	1:13.61	1:13.33	1:11.42	1:13.86	1:12.52	1:13.48	1:13.92	1:15.54	1:14.04
11	1:16.69	1:15.77								

---

<b>35</b>	<b>Chris HUDSON</b>									
<b>Lap</b>	<b>1</b>	<b>2</b>	<b>3</b>	<b>4</b>	<b>5</b>	<b>6</b>	<b>7</b>	<b>8</b>	<b>9</b>	<b>10</b>
1	1:27.75	1:21.11	1:21.76	1:21.11	1:22.48	1:23.37	1:23.22	1:22.14	1:22.02	1:24.57
11	1:24.37									

---

<b>36</b>	<b>Michael JAMES</b>									
<b>Lap</b>	<b>1</b>	<b>2</b>	<b>3</b>	<b>4</b>	<b>5</b>	<b>6</b>	<b>7</b>	<b>8</b>	<b>9</b>	<b>10</b>
1	1:22.35	1:14.98	1:15.25	1:15.45	1:16.12	1:16.42	1:17.61	1:17.40	1:18.53	1:16.82
11	1:16.79	1:16.77								

---

<b>54</b>	<b>Paul BAKER</b>									
<b>Lap</b>	<b>1</b>	<b>2</b>	<b>3</b>	<b>4</b>	<b>5</b>	<b>6</b>	<b>7</b>	<b>8</b>	<b>9</b>	<b>10</b>
1	1:30.62	1:23.97	1:23.47	1:24.48	1:25.07	1:23.83	1:23.36	1:25.81		

---

<b>60</b>	<b>Nicholas POWELL</b>									
<b>Lap</b>	<b>1</b>	<b>2</b>	<b>3</b>	<b>4</b>	<b>5</b>	<b>6</b>	<b>7</b>	<b>8</b>	<b>9</b>	<b>10</b>
1	1:38.27	1:26.89	1:25.86	1:26.07	1:28.19	1:27.07	1:31.83	1:40.08	1:37.83	1:34.10

---

<b>95</b>	<b>Steven SMITH</b>									
<b>Lap</b>	<b>1</b>	<b>2</b>	<b>3</b>	<b>4</b>	<b>5</b>	<b>6</b>	<b>7</b>	<b>8</b>	<b>9</b>	<b>10</b>
1	1:28.44	1:23.67	1:25.23	1:25.29	1:24.10	1:24.85	1:24.90	1:24.61	1:24.54	1:27.48
11	1:26.01									

---

<b>217</b>	<b>Roland WETTSTEIN</b>									
<b>Lap</b>	<b>1</b>	<b>2</b>	<b>3</b>	<b>4</b>	<b>5</b>	<b>6</b>	<b>7</b>	<b>8</b>	<b>9</b>	<b>10</b>
1	1:24.31	1:17.30	1:18.27	1:18.01	1:21.38	1:18.87	1:17.43	1:17.62	1:17.96	1:20.25
11	1:17.16	1:17.68								

---

<b>220</b>	<b>Rodney SEBER</b>									
<b>Lap</b>	<b>1</b>	<b>2</b>	<b>3</b>	<b>4</b>	<b>5</b>	<b>6</b>	<b>7</b>	<b>8</b>	<b>9</b>	<b>10</b>
1	1:22.13	1:16.48	1:16.55	1:17.57	1:17.80	1:17.81	1:18.14	1:17.78	1:18.18	1:18.40
11	1:19.41	1:20.67								

---

<b>769</b>	<b>Charlie MARTIN</b>									
<b>Lap</b>	<b>1</b>	<b>2</b>	<b>3</b>	<b>4</b>	<b>5</b>	<b>6</b>	<b>7</b>	<b>8</b>	<b>9</b>	<b>10</b>
1	1:24.18	1:19.43	1:19.13	1:18.02	1:19.30	1:19.11	1:17.96	1:17.54	1:18.22	1:19.10
11	1:17.83	1:18.56								

---

# Lap Chart

## ALLCOMERS SCRATCH RACE FOR PRE-WAR CARS - RACE 9

Lap 1		Lap 2		Lap 3		Lap 4		Lap 5		Lap 6		Lap 7		Lap 8		Lap 9		Lap 10	
No	Time	No	Time	No	Time	No	Time	No	Time	No	Time	No	Time	No	Time	No	Time	No	Time
220	1:22.13	36	2:37.33	36	3:52.58	36	5:08.03	36	6:24.15	21	7:36.98	21	8:50.46	21	10:04.38	21	11:19.92	21	12:33.96
36	1:22.35	220	2:38.61	220	3:55.16	21	5:10.60	21	6:24.46	36	7:40.57	60	8:52.35 *1	36	10:15.58	54	11:20.61 *1	95	12:45.63 *1
769	1:24.18	217	2:41.61	21	3:59.18	220	5:12.73	220	6:30.53	220	7:48.34	36	8:58.18	60	10:24.18 *1	95	11:21.09 *1	36	12:50.93
217	1:24.31	769	2:43.61	217	3:59.88	217	5:17.89	217	6:39.27	217	7:58.14	220	9:06.48	220	10:24.26	36	11:34.11	220	13:00.84
35	1:27.75	21	2:45.85	769	4:02.74	769	5:20.76	769	6:40.06	769	7:59.17	217	9:15.57	217	10:33.19	3	11:38.59 *2	217	13:11.40
95	1:28.44	35	2:48.86	35	4:10.62	35	5:31.73	3	6:44.62 *1	35	8:17.58	769	9:17.13	769	10:34.67	220	11:42.44	769	13:11.99
54	1:30.62	95	2:52.11	95	4:17.34	54	5:42.54	35	6:54.21	3	8:23.60 *1	35	9:40.80	35	11:02.94	217	11:51.15	3	13:16.72 *2
21	1:32.24	54	2:54.59	54	4:18.06	95	5:42.63	95	7:06.73	54	8:31.44	54	9:54.80			769	11:52.89	60	13:42.09 *1
60	1:38.27	60	3:05.16	60	4:31.02	60	5:57.09	54	7:07.61	95	8:31.58	95	9:56.48			60	12:04.26 *1	35	13:49.53
3	1:45.98	3	3:24.75	3	5:04.58			60	7:25.28			3	10:01.48 *1			35	12:24.96		

# Lap Chart

## ALLCOMERS SCRATCH RACE FOR PRE-WAR CARS - RACE 9

Lap 11		Lap 12		Lap 13		Lap 14		Lap 15		Lap 16		Lap 17		Lap 18		Lap 19		Lap 20	
No	Time	No	Time	No	Time	No	Time	No	Time	No	Time	No	Time	No	Time	No	Time	No	Time
21	13:50.65	21	15:06.42																
36	14:07.72	35	15:13.90 *1																
95	14:13.11 *1	60	15:16.19 *2																
220	14:20.25	36	15:24.49																
217	14:28.56	95	15:39.12 *1																
769	14:29.82	220	15:40.92																
3	14:53.30 *2	217	15:46.24																
		769	15:48.38																
		3	16:30.10 *2																