



**THE
VINTAGE SPORTS
CAR CLUB**

CADWELL PARK

18th JUNE 2023

RESULTS BY



**HS Sports Ltd
Kinetic House, Varey Road
Congleton, Cheshire CW12 1UW
Tel. +44 (0)1260 275708
Fax +44 (0)1260 295625
www.hssports.co.uk**



The Vintage Sports-Car Club

STANDARD & MODIFIED PRE-WAR SPORTS CARS

PROVISIONAL RESULT - PRACTICE SESSION 1

Pl	No	CI	Name	Car	Laps	Time on Lap	Behind	MPH
1	35		Sue DARBYSHIRE	Morgan Super Aero	7	2:02.62	7	64.21
2	80		Christopher MANN	Alfa Romeo 8C Monza	7	2:04.02	5 01.40	63.48
3	29		Clive FIDGEON	Frazer Nash TT Replica	3	2:04.77	3 02.15	63.10
4	45		Nigel DOWDING	Riley Brooklands	7	2:05.84	5 03.22	62.57
5	4		Edward BRADLEY	Aston Martin Ulster	7	2:07.66	7 05.04	61.67
6	100		James POTTER	Riley Brooklands	7	2:10.03	3 07.41	60.55
7	25		Adam MOODY	Riley TT Sprite	7	2:10.30	7 07.68	60.42
8	31		William LAKE	Aston Martin Speed	7	2:11.05	5 08.43	60.08
9	82		Weston MITCHELL	Frazer Nash Falcon	7	2:11.16	6 08.54	60.03
10	37		Max SOWERBY	Talbot Lago T23	7	2:11.30	5 08.68	59.96
11	33		Richard LAKE	Aston Martin 15/98 Speed	6	2:13.95	5 11.33	58.78
12	84		Jonathan LUPTON	Aston Martin Team Car	7	2:21.36	5 18.74	55.70
13	75		Tim SHARP	MG PB	6	2:23.93	5 21.31	54.70
14	89		Andrew MORLAND	MG PA	6	2:28.05	6 25.43	53.18
15	81		Nicholas MORLEY	Lagonda LG 45	6	2:30.00	5 27.38	52.49
16	137		Thomas OZANNE	Aston Martin Speed Ulster	6	2:33.52	6 30.90	51.28
17	2		Rachael HOLDSWORTH	MG PB	5	2:52.91	4 50.29	45.53
18	112		Hamish MCNINCH	MG PA 2Str	5	2:53.14	4 50.52	45.47
19	91		Jim EDWARDS	GN Tourer	4	3:30.69	1 01:28.07	37.37
20	126		Henry DAY	Alvis 12/50	1	3:43.07	1 01:40.45	35.29

Car 63 - Did not complete one timed lap

Weather / Track :
Start Time : 09:01

Cadwell Park

18 Jun 23 09:21

Clerk of Course:

Time Issued:

Chief Timekeeper: Anthony Smith

THESE RESULTS ARE PROVISIONAL UNTIL THE CONCLUSION OF ANY JUDICIAL AND TECHNICAL MATTERS

Timing by HS Sports Ltd - Results and Lap Times at www.theresultslive.co.uk/vintage-sports-car-club

STANDARD & MODIFIED PRE-WAR SPORTS CARS

LAP TIMES - PRACTICE SESSION 1

2	Rachael HOLDSWORTH										
	Lap	1	2	3	4	5	6	7	8	9	10
	1	3:35.39	3:17.27	3:08.93	2:52.91	2:55.54					
4	Edward BRADLEY										
	Lap	1	2	3	4	5	6	7	8	9	10
	1	2:22.48	2:26.27	2:12.87	2:08.90	2:19.57	2:11.64	2:07.66			
25	Adam MOODY										
	Lap	1	2	3	4	5	6	7	8	9	10
	1	2:14.24	2:23.96	2:16.21	2:13.43	2:10.62	2:12.42	2:10.30			
29	Clive FIDGEON										
	Lap	1	2	3	4	5	6	7	8	9	10
	1	2:16.98	2:12.77	2:04.77							
31	William LAKE										
	Lap	1	2	3	4	5	6	7	8	9	10
	1	2:37.02	2:29.26	2:15.49	2:29.73	2:11.05	2:13.40	2:13.50			
33	Richard LAKE										
	Lap	1	2	3	4	5	6	7	8	9	10
	1	2:33.09	2:21.82	2:19.24	2:17.15	2:13.95	2:16.23				
35	Sue DARBYSHIRE										
	Lap	1	2	3	4	5	6	7	8	9	10
	1	2:11.87	2:11.54	2:04.56	2:03.94	2:07.06	2:04.27	2:02.62			
37	Max SOWERBY										
	Lap	1	2	3	4	5	6	7	8	9	10
	1	2:19.95	2:20.84	2:16.13	2:13.56	2:11.30	2:11.43	2:11.62			
45	Nigel DOWDING										
	Lap	1	2	3	4	5	6	7	8	9	10
	1	2:15.89	2:17.26	2:08.44	2:22.97	2:05.84	2:16.80	2:06.14			
75	Tim SHARP										
	Lap	1	2	3	4	5	6	7	8	9	10
	1	2:37.49	2:32.07	2:28.84	2:35.30	2:23.93	2:26.65				
80	Christopher MANN										
	Lap	1	2	3	4	5	6	7	8	9	10
	1	2:25.62	2:10.51	2:06.39	2:08.74	2:04.02	2:11.04	2:05.90			
81	Nicholas MORLEY										
	Lap	1	2	3	4	5	6	7	8	9	10
	1	2:51.77	2:39.10	2:30.31	2:34.34	2:30.00	2:31.25				
82	Weston MITCHELL										
	Lap	1	2	3	4	5	6	7	8	9	10
	1	2:20.47	2:22.09	2:14.03	3:18.66	2:11.31	2:11.16	2:12.05			

84	Jonathan LUPTON									
Lap	1	2	3	4	5	6	7	8	9	10
1	2:31.65	2:25.63	2:27.21	2:23.99	2:21.36	2:22.77	2:24.39			
89	Andrew MORLAND									
Lap	1	2	3	4	5	6	7	8	9	10
1	2:45.80	2:32.59	2:30.21	2:34.17	2:33.39	2:28.05				
91	Jim EDWARDS									
Lap	1	2	3	4	5	6	7	8	9	10
1	3:30.69	3:31.25	3:33.24	3:36.90						
100	James POTTER									
Lap	1	2	3	4	5	6	7	8	9	10
1	2:17.24	2:16.52	2:10.03	2:10.88	2:11.96	2:11.61	2:10.62			
112	Hamish MCNINCH									
Lap	1	2	3	4	5	6	7	8	9	10
1	3:35.24	3:17.82	3:08.72	2:53.14	2:54.95					
126	Henry DAY									
Lap	1	2	3	4	5	6	7	8	9	10
1	3:43.07									
137	Thomas OZANNE									
Lap	1	2	3	4	5	6	7	8	9	10
1	2:58.49	2:46.48	2:40.63	2:37.73	2:40.37	2:33.52				



The Vintage Sports-Car Club

VSCC PRE-WAR CARS

PROVISIONAL RESULT - PRACTICE SESSION 2

PI	No	CI	Name	Car	Laps	Time on Lap	Behind	MPH
1	69		Dougal CAWLEY	GN/Ford Piglet	5	2:02.60	5	64.22
2	44		David WYLIE	Frazer Nash Acedes	7	2:04.27	7	01.67
3	161		Simon GALLON	Austin 7	7	2:04.56	3	01.96
4	52		Matthew MOORE	Austin 7 Ulster	7	2:09.46	4	06.86
5	42		Simon KELLEWAY	Riley Sprite 12/4	4	2:10.10	2	07.50
6	50		Dennis BINGHAM	Riley Falcon Special	6	2:12.10	5	09.50
7	221		Charles PLAIN-JONES	Austin 7 Cowley Special	6	2:14.66	6	12.06
8	76		William IRVING	Alvis Special	6	2:14.80	6	12.20
9	72		James BAXTER	Chrysler 72	6	2:15.23	6	12.63
10	79		Rebecca SMITH	Morris Mord	5	2:15.37	3	12.77
11	10		Oliver TOMLIN	Morgan Super Sports	6	2:16.77	4	14.17
12	58		Nick HAYWARD-COOK	Riley Special	6	2:17.73	4	15.13
13	11		James MILES	Austin 7 Special	6	2:17.92	6	15.32
14	196		David GOLDSPINK	Frazer Nash Acedes	6	2:18.12	4	15.52
15	198		Nick LESTON	Austin 7 Special	6	2:19.44	5	16.84
16	74		Jim BAYLISS	Frazer Nash TT Replica	6	2:19.54	5	16.94
17	101		David HUBBLE	Austin 7	6	2:19.59	5	16.99
18	555		Matthew EDWARDS	Austin 7	6	2:20.74	5	18.14
19	85		John MOSS	Austin Seven Sports	6	2:20.90	5	18.30
20	133		Onno KONEMANN	MG D Type Special	6	2:21.02	4	18.42
21	113		Christian LE GOUSSE	Riley 12/4 Special	6	2:22.38	4	19.78
22	197		Tom DUFFIN	Frazer Nash Super Sports	6	2:22.90	5	20.30
23	140		Tim MYALL	Austin 7	4	2:23.27	4	20.67
24	71		George SCHOLEY	Austin Ulster	6	2:23.78	6	21.18
25	111		Wilfred CAWLEY	Austin 7 Special	4	2:24.13	3	21.53
26	105		Alastair BAILEY	Riley 9	6	2:27.17	6	24.57
27	134		Gregan THRUSTON	Austin 7 Special	3	2:32.66	3	30.06
28	102		William COLLEDGE	Wolseley Hornet Special	5	2:32.95	3	30.35
29	124		Robert BARBET	Austin 7	5	2:35.21	4	32.61
30	109		William MARSH	Austin 7 Ulster	5	2:41.00	2	38.40

Car 139 - Did not complete one timed lap

Weather / Track :
Start Time : 09:30

Cadwell Park

18 Jun 23 09:49

Clerk of Course:

Time Issued:

Chief Timekeeper: Anthony Smith

THESE RESULTS ARE PROVISIONAL UNTIL THE CONCLUSION OF ANY JUDICIAL AND TECHNICAL MATTERS

Timing by HS Sports Ltd - Results and Lap Times at www.theresultslive.co.uk/vintage-sports-car-club

VSCC PRE-WAR CARS

LAP TIMES - PRACTICE SESSION 2

10	Oliver TOMLIN										
	Lap	1	2	3	4	5	6	7	8	9	10
	1	2:39.08	2:18.26	2:20.34	2:16.77	2:18.65	2:23.60				
11	James MILES										
	Lap	1	2	3	4	5	6	7	8	9	10
	1	2:41.31	2:27.70	2:20.55	2:19.91	2:18.37	2:17.92				
42	Simon KELLEWAY										
	Lap	1	2	3	4	5	6	7	8	9	10
	1	2:29.01	2:10.10	2:11.25	2:11.79						
44	David WYLIE										
	Lap	1	2	3	4	5	6	7	8	9	10
	1	2:06.87	2:07.37	2:09.01	2:04.70	2:10.80	2:05.02	2:04.27			
50	Dennis BINGHAM										
	Lap	1	2	3	4	5	6	7	8	9	10
	1	2:18.27	2:17.51	2:15.61	2:19.81	2:12.10	2:13.65				
52	Matthew MOORE										
	Lap	1	2	3	4	5	6	7	8	9	10
	1	2:15.38	2:14.92	2:14.62	2:09.46	2:11.14	2:12.24	2:14.53			
58	Nick HAYWARD-COOK										
	Lap	1	2	3	4	5	6	7	8	9	10
	1	2:31.63	2:21.71	2:18.47	2:17.73	2:19.89	2:18.34				
69	Dougal CAWLEY										
	Lap	1	2	3	4	5	6	7	8	9	10
	1	2:15.53	2:05.31	2:07.52	2:09.62	2:02.60					
71	George SCHOLEY										
	Lap	1	2	3	4	5	6	7	8	9	10
	1	2:43.24	2:33.43	2:33.48	2:28.02	2:24.26	2:23.78				
72	James BAXTER										
	Lap	1	2	3	4	5	6	7	8	9	10
	1	2:28.97	2:21.33	2:20.66	2:23.67	2:18.08	2:15.23				
74	Jim BAYLISS										
	Lap	1	2	3	4	5	6	7	8	9	10
	1	2:45.19	2:33.04	2:24.54	2:24.59	2:19.54	2:20.75				
76	William IRVING										
	Lap	1	2	3	4	5	6	7	8	9	10
	1	2:38.49	2:30.58	2:23.60	2:23.38	2:18.98	2:14.80				
79	Rebecca SMITH										
	Lap	1	2	3	4	5	6	7	8	9	10
	1	2:22.64	2:17.88	2:15.37	2:23.86	2:20.73					

85	John MOSS										
	Lap	1	2	3	4	5	6	7	8	9	10
	1	2:27.71	2:21.70	2:25.68	2:21.18	2:20.90	2:22.49				
101	David HUBBLE										
	Lap	1	2	3	4	5	6	7	8	9	10
	1	2:43.97	2:30.73	2:24.82	2:27.00	2:19.59	2:20.22				
102	William COLLEDGE										
	Lap	1	2	3	4	5	6	7	8	9	10
	1	2:47.80	2:33.91	2:32.95	2:34.87	2:33.55					
105	Alastair BAILEY										
	Lap	1	2	3	4	5	6	7	8	9	10
	1	2:51.08	2:35.24	2:37.58	2:37.07	2:28.42	2:27.17				
109	William MARSH										
	Lap	1	2	3	4	5	6	7	8	9	10
	1	2:46.71	2:41.00	3:08.26	2:49.01	3:10.99					
111	Wilfred CAWLEY										
	Lap	1	2	3	4	5	6	7	8	9	10
	1	2:42.38	2:34.46	2:24.13	2:24.62						
113	Christian LE GOUSSE										
	Lap	1	2	3	4	5	6	7	8	9	10
	1	2:43.66	2:33.63	2:28.19	2:22.38	2:23.37	2:24.14				
124	Robert BARBET										
	Lap	1	2	3	4	5	6	7	8	9	10
	1	3:10.34	2:39.90	2:38.83	2:35.21	2:35.96					
133	Onno KONEMANN										
	Lap	1	2	3	4	5	6	7	8	9	10
	1	2:37.18	2:28.31	2:22.18	2:21.02	2:21.04	2:21.62				
134	Gregan THRUSTON										
	Lap	1	2	3	4	5	6	7	8	9	10
	1	2:37.57	2:35.72	2:32.66							
140	Tim MYALL										
	Lap	1	2	3	4	5	6	7	8	9	10
	1	2:48.09	2:35.07	2:33.11	2:23.27						
161	Simon GALLON										
	Lap	1	2	3	4	5	6	7	8	9	10
	1	2:31.45	2:07.05	2:04.56	2:07.28	2:11.07	2:08.95	2:07.38			
196	David GOLDSPINK										
	Lap	1	2	3	4	5	6	7	8	9	10
	1	2:27.27	2:20.65	2:23.83	2:18.12	2:18.67	2:18.85				
197	Tom DUFFIN										
	Lap	1	2	3	4	5	6	7	8	9	10
	1	2:42.14	2:31.91	2:24.81	2:23.78	2:22.90	2:24.53				

198 Nick LESTON

Lap	1	2	3	4	5	6	7	8	9	10
1	2:38.82	2:28.76	2:23.67	2:21.00	2:19.44	2:20.68				

221 Charles PLAIN-JONES

Lap	1	2	3	4	5	6	7	8	9	10
1	2:42.00	2:28.92	2:21.34	2:17.36	2:16.33	2:14.66				

555 Matthew EDWARDS

Lap	1	2	3	4	5	6	7	8	9	10
1	2:44.90	2:31.12	2:25.27	2:24.07	2:20.74	2:21.68				



The Vintage Sports-Car Club

SLOW PRE-WAR & FRAZER NASH CARS

PROVISIONAL RESULT - PRACTICE SESSION 3

PI	No	CI	Name	Car	Laps	Time on Lap	Behind	MPH
1	77		Robert MOORE	GN Special	6	2:12.99	5	59.20
2	64		David JOHNSON	Frazer Nash Super Sports	7	2:16.18	2 03.19	57.81
3	67		Dominic HALL	Frazer Nash Supersports	7	2:17.21	6 04.22	57.38
4	61		Tammo VOIGT	Riley Special	6	2:17.69	3 04.70	57.18
5	60		Mark WALKER	GN Thunderbug	6	2:18.00	6 05.01	57.05
6	65		Paul WESTON	Frazer Nash TT Replica	6	2:19.19	6 06.20	56.56
7	83		Iain ROCHE	Frazer Nash TT Rep	6	2:19.51	4 06.52	56.43
8	110		Archie BULLETT	Frazer Nash Super Sports	6	2:21.71	5 08.72	55.56
9	48		Edie GIBBS	Frazer Nash Exeter	3	2:23.88	2 10.89	54.72
10	34		Mike DAVIES-COLLEY	MG PA	4	2:26.34	3 13.35	53.80
11	116		William TWELVETREES	Wolseley 16/20	5	2:30.69	3 17.70	52.25
12	78		Weston MITCHELL	Frazer Nash Anzani Tourer	6	2:30.83	6 17.84	52.20
13	115		Robin LIGHTWOOD	Frazer Nash Fast Tourer	6	2:30.84	6 17.85	52.20
14	114		Justin MAEERS	GN Touring	6	2:31.06	4 18.07	52.12
15	43		Michael NEW	Frazer Nash TT Replica	6	2:32.18	6 19.19	51.74
16	131		Dennis JOHNSON	Frazer Nash Colmore	6	2:35.10	2 22.11	50.76
17	120		Bill ROSTEN	GN 11.9 Annie	6	2:37.17	5 24.18	50.09
18	125		Craig MCWILLIAM	Frazer Nash Super Sports	6	2:37.73	5 24.74	49.92
19	119		Andy KING	MG PB Cream Cracker	6	2:40.31	5 27.32	49.11
20	107		Ian FYFE	Alvis 12/70 Special	6	2:43.20	4 30.21	48.24
21	130		John WISEMAN	Frazer Nash Interceptor	5	2:48.14	3 35.15	46.83
22	117		Louis PARKIN	Frazer Nash Super Sports	4	2:48.65	4 35.66	46.68
23	126		Henry DAY	Alvis 12/50	5	2:50.43	5 37.44	46.20
24	57		Tim HARRISON	Frazer Nash Boulogne II	5	2:52.47	5 39.48	45.65
25	128		Debra MAEERS	Frazer Nash	5	2:57.07	2 44.08	44.46
26	70		Matt SHEPHERD	Frazer Nash Vitesse	5	3:14.94	5 01:01.95	40.39
27	122		Mark GROVES	Salmson GN	3	3:20.59	2 01:07.60	39.25
28	269		Dougal CAWLEY	GN Standard	3	3:51.43	3 01:38.44	34.02
Not-Seen								
	129		Richard PARSONS	GN Touring				
	62		Simon SCOTT	Talbot 4 AB				

Weather / Track :
Start Time : 09:55

Cadwell Park

18 Jun 23 10:14

Clerk of Course:

Time Issued:

Chief Timekeeper: Anthony Smith

THESE RESULTS ARE PROVISIONAL UNTIL THE CONCLUSION OF ANY JUDICIAL AND TECHNICAL MATTERS

Timing by HS Sports Ltd - Results and Lap Times at www.theresultslive.co.uk/vintage-sports-car-club

SLOW PRE-WAR & FRAZER NASH CARS

LAP TIMES - PRACTICE SESSION 3

34 Mike DAVIES-COLLEY

Lap	1	2	3	4	5	6	7	8	9	10
1	2:43.34	2:27.74	2:26.34	2:37.65						

43 Michael NEW

Lap	1	2	3	4	5	6	7	8	9	10
1	2:43.28	2:35.81	2:36.85	2:34.71	2:36.19	2:32.18				

48 Edie GIBBS

Lap	1	2	3	4	5	6	7	8	9	10
1	2:30.34	2:23.88	2:27.36							

57 Tim HARRISON

Lap	1	2	3	4	5	6	7	8	9	10
1	3:12.20	2:58.77	2:57.28	2:52.90	2:52.47					

60 Mark WALKER

Lap	1	2	3	4	5	6	7	8	9	10
1	2:28.47	2:22.26	2:32.18	2:28.34	2:24.37	2:18.00				

61 Tammo VOIGT

Lap	1	2	3	4	5	6	7	8	9	10
1	2:42.43	2:31.57	2:17.69	2:25.85	2:28.97	2:22.55				

64 David JOHNSON

Lap	1	2	3	4	5	6	7	8	9	10
1	2:26.98	2:16.18	2:20.84	2:19.40	2:17.06	2:26.32	2:22.63			

65 Paul WESTON

Lap	1	2	3	4	5	6	7	8	9	10
1	2:27.66	2:22.03	2:23.96	2:25.25	2:22.25	2:19.19				

67 Dominic HALL

Lap	1	2	3	4	5	6	7	8	9	10
1	2:20.69	2:20.35	2:20.52	2:22.85	2:24.35	2:17.21	2:29.91			

70 Matt SHEPHERD

Lap	1	2	3	4	5	6	7	8	9	10
1	3:27.38	3:16.33	3:21.07	3:16.74	3:14.94					

77 Robert MOORE

Lap	1	2	3	4	5	6	7	8	9	10
1	2:31.04	2:20.57	2:16.56	2:21.88	2:12.99	2:18.22				

78 Weston MITCHELL

Lap	1	2	3	4	5	6	7	8	9	10
1	2:32.52	2:31.63	2:31.78	2:33.78	2:33.86	2:30.83				

83 Iain ROCHE

Lap	1	2	3	4	5	6	7	8	9	10
1	2:54.68	2:33.29	2:24.45	2:19.51	2:35.33	2:27.93				

107	Ian FYFE										
	Lap	1	2	3	4	5	6	7	8	9	10
	1	2:47.90	2:46.40	2:46.95	2:43.20	2:44.58	2:51.84				
110	Archie BULLETT										
	Lap	1	2	3	4	5	6	7	8	9	10
	1	2:42.33	2:30.13	2:37.28	2:33.96	2:21.71	2:27.91				
114	Justin MAEERS										
	Lap	1	2	3	4	5	6	7	8	9	10
	1	3:02.89	2:33.31	2:32.73	2:31.06	2:35.54	2:31.08				
115	Robin LIGHTWOOD										
	Lap	1	2	3	4	5	6	7	8	9	10
	1	2:43.56	2:35.20	2:36.74	2:33.04	2:36.97	2:30.84				
116	William TWELVETREES										
	Lap	1	2	3	4	5	6	7	8	9	10
	1	2:55.98	2:40.29	2:30.69	2:34.65	2:30.86					
117	Louis PARKIN										
	Lap	1	2	3	4	5	6	7	8	9	10
	1	2:56.10	2:50.14	2:52.07	2:48.65						
119	Andy KING										
	Lap	1	2	3	4	5	6	7	8	9	10
	1	2:57.10	2:49.62	2:45.12	2:40.96	2:40.31	3:02.06				
120	Bill ROSTEN										
	Lap	1	2	3	4	5	6	7	8	9	10
	1	2:48.58	2:42.14	2:51.81	2:38.40	2:37.17	2:43.00				
122	Mark GROVES										
	Lap	1	2	3	4	5	6	7	8	9	10
	1	3:23.19	3:20.59	3:30.87							
125	Craig MCWILLIAM										
	Lap	1	2	3	4	5	6	7	8	9	10
	1	2:44.82	2:38.07	2:41.34	2:38.11	2:37.73	2:38.13				
126	Henry DAY										
	Lap	1	2	3	4	5	6	7	8	9	10
	1	3:11.05	2:58.98	3:09.30	3:05.60	2:50.43					
128	Debra MAEERS										
	Lap	1	2	3	4	5	6	7	8	9	10
	1	3:15.48	2:57.07	3:02.55	3:02.96	3:05.11					
130	John WISEMAN										
	Lap	1	2	3	4	5	6	7	8	9	10
	1	2:57.48	2:48.76	2:48.14	2:49.82	2:50.02					
131	Dennis JOHNSON										
	Lap	1	2	3	4	5	6	7	8	9	10
	1	2:41.43	2:35.10	2:36.89	2:41.23	2:39.95	2:46.97				

269 Dougal CAWLEY

Lap	1	2	3	4	5	6	7	8	9	10
1	4:06.09	4:01.86	3:51.43							



The Vintage Sports-Car Club

WILLIAMS TROPHY RACE CARS

PROVISIONAL RESULT - PRACTICE SESSION 4

PI	No	CI	Name	Car	Laps	Time on Lap	Behind	MPH	
1	21		Edie GIBBS	Frazer Nash SS Racer	7	1:56.94	7	67.33	
2	147		Edward WILLIAMS	Frazer Nash TT Rep	5	1:57.94	2	01.00	66.76
3	22		Tom WATERFIELD	GN Harlequin	4	1:59.63	3	02.69	65.81
4	51		Timothy DUTTON	Bugatti Type 51	7	2:00.11	4	03.17	65.55
5	27		Michael JAMES	Riley 12/4 TT Sprite Rep	1	2:02.38	1	05.44	64.33
6	14		Chris CHILCOTT	Frazer Nash Fast Tourer	7	2:04.30	5	07.36	63.34
7	40		Simon BLAKENEY-EDWARDS	Frazer Nash Super Sports	7	2:05.52	6	08.58	62.72
8	54		Bruce STOPS	Bugatti T35/44	7	2:05.68	3	08.74	62.64
9	135		Chris HUDSON	Bugatti T35B	4	2:06.61	3	09.67	62.18
10	30		Adam SMITH	Frazer Nash Nurburg 2Str	3	2:06.69	3	09.75	62.15
11	103		Mike WRIGLEY	Bugatti T35B	4	2:10.23	3	13.29	60.46
12	13		Duncan PITTAWAY	Bugatti T35	3	2:10.71	2	13.77	60.23
13	56		William WAY	Bugatti Type 35	6	2:11.01	6	14.07	60.10
14	171		Bo WILLIAMS	Bugatti T35B	6	2:12.17	4	15.23	59.57
15	73		Winston TEAGUE	Frazer Nash Falcon	7	2:13.68	6	16.74	58.90
16	24		Nick PANCISI	Bugatti Type 35B	6	2:14.41	4	17.47	58.58
17	46		Philip BEWLEY	Bugatti T35	6	2:16.02	3	19.08	57.88
18	3		Teifion SALISBURY	MG K3	6	2:24.09	4	27.15	54.64
19	224		Julia DE BALDANZA	Bugatti GP	6	2:30.79	5	33.85	52.21

Weather / Track :
Start Time : 10:18

Cadwell Park

18 Jun 23 10:36

Clerk of Course:

Time Issued:

Chief Timekeeper: Anthony Smith

THESE RESULTS ARE PROVISIONAL UNTIL THE CONCLUSION OF ANY JUDICIAL AND TECHNICAL MATTERS

Timing by HS Sports Ltd - Results and Lap Times at www.theresultslive.co.uk/vintage-sports-car-club

WILLIAMS TROPHY RACE CARS

LAP TIMES - PRACTICE SESSION 4

3	Teifion SALISBURY									
Lap	1	2	3	4	5	6	7	8	9	10
1	2:31.20	2:26.26	2:24.25	2:24.09	2:26.26	2:26.36				
13	Duncan PITTAWAY									
Lap	1	2	3	4	5	6	7	8	9	10
1	2:21.04	2:10.71	2:25.07							
14	Chris CHILCOTT									
Lap	1	2	3	4	5	6	7	8	9	10
1	2:11.61	2:06.30	2:05.49	2:05.40	2:04.30	2:05.34	2:07.71			
21	Eddie GIBBS									
Lap	1	2	3	4	5	6	7	8	9	10
1	2:09.62	1:59.69	1:58.45	2:01.91	2:01.89	2:00.56	1:56.94			
22	Tom WATERFIELD									
Lap	1	2	3	4	5	6	7	8	9	10
1	2:06.27	2:00.31	1:59.63	2:08.04						
24	Nick PANCISI									
Lap	1	2	3	4	5	6	7	8	9	10
1	2:26.48	2:19.89	2:15.99	2:14.41	2:18.81	2:15.62				
27	Michael JAMES									
Lap	1	2	3	4	5	6	7	8	9	10
1	2:02.38									
30	Adam SMITH									
Lap	1	2	3	4	5	6	7	8	9	10
1	2:18.60	2:09.00	2:06.69							
40	Simon BLAKENEY-EDWARDS									
Lap	1	2	3	4	5	6	7	8	9	10
1	2:16.34	2:09.55	2:06.80	2:06.26	2:07.60	2:05.52	2:07.03			
46	Philip BEWLEY									
Lap	1	2	3	4	5	6	7	8	9	10
1	2:25.11	2:23.25	2:16.02	2:16.45	2:17.91	2:18.90				
51	Timothy DUTTON									
Lap	1	2	3	4	5	6	7	8	9	10
1	2:07.06	2:01.25	2:01.22	2:00.11	2:01.00	2:05.60	2:03.35			
54	Bruce STOPS									
Lap	1	2	3	4	5	6	7	8	9	10
1	2:17.00	2:08.93	2:05.68	2:08.35	2:10.05	2:12.36	2:06.27			
56	William WAY									
Lap	1	2	3	4	5	6	7	8	9	10
1	2:32.37	2:20.44	2:15.25	2:14.57	2:25.29	2:11.01				

73	Winston TEAGUE									
Lap	1	2	3	4	5	6	7	8	9	10
1	2:23.32	2:18.09	2:15.45	2:13.95	2:14.49	2:13.68	2:14.42			
103	Mike WRIGLEY									
Lap	1	2	3	4	5	6	7	8	9	10
1	2:23.54	2:13.40	2:10.23	2:10.52						
135	Chris HUDSON									
Lap	1	2	3	4	5	6	7	8	9	10
1	2:15.71	2:09.91	2:06.61	2:21.11						
147	Edward WILLIAMS									
Lap	1	2	3	4	5	6	7	8	9	10
1	2:11.30	1:57.94	1:59.55	2:05.32	2:02.27					
171	Bo WILLIAMS									
Lap	1	2	3	4	5	6	7	8	9	10
1	2:25.10	2:19.85	2:13.42	2:12.17	2:14.75	2:15.24				
224	Julia DE BALDANZA									
Lap	1	2	3	4	5	6	7	8	9	10
1	2:38.31	2:35.10	2:33.55	2:31.36	2:30.79	2:30.83				



The Vintage Sports-Car Club

VSCC PRE-WAR CARS

PROVISIONAL RESULT - PRACTICE SESSION 5

PI	No	CI	Name	Car	Laps	Time on Lap	Behind	MPH
1	38		Andrew SMITH	Frazer Nash Super Sports	6	1:58.29	3	66.56
2	32		Alexander HEWITSON	Riley 12/4 Special	7	1:59.14	7	00.85
3	169		Mark GROVES	GN/Ford Piglet	7	2:01.48	4	03.19
4	99		Angus FROST	Morgan Super Aero	7	2:02.34	3	04.05
5	36		Richard ILIFFE	Riley TT Sprite Replica	7	2:03.21	6	04.92
6	39		Jeremy BREWSTER	Frazer Nash Maurice Geog	7	2:03.61	5	05.32
7	66		Ian BALMFORTH	Frazer Nash Semmence S	7	2:04.97	6	06.68
8	41		Jo BLAKENEY-EDWARDS	Frazer Nash Super Sports	7	2:05.16	5	06.87
9	18		Andrew FRANK	AC/GN Beetle	7	2:05.48	6	07.19
10	98		Ollie LESTON	Austin 7 Special	7	2:06.99	5	08.70
11	49		Paul BAKER	Frazer Nash Sports	7	2:10.51	4	12.22
12	15		Jim CATNACH	Riley Grebe	6	2:17.19	5	18.90
13	96		Charles GOLDSPINK	Frazer Nash Acedes	6	2:19.42	5	21.13
14	174		Ben BAYLISS	Frazer Nash TT Replica	6	2:20.23	3	21.94
15	211		Josh WHITE	Austin 7 Special	6	2:21.12	6	22.83
16	90		Adam GENTILLI	Frazer Nash TT Replica	6	2:21.83	6	23.54
17	97		John DUFFIN	Frazer Nash Super Sports	6	2:29.96	1	31.67
18	210		Wilfred CAWLEY	Frazer Nash Super Sports	5	2:34.81	3	36.52
19	104		Roland WOODTLI	Riley 15/6 Special	6	2:35.36	6	37.07

Weather / Track :
Start Time : 10:40

Cadwell Park

18 Jun 23 10:59

Clerk of Course:

Time Issued:

Chief Timekeeper: Anthony Smith

THESE RESULTS ARE PROVISIONAL UNTIL THE CONCLUSION OF ANY JUDICIAL AND TECHNICAL MATTERS

Timing by HS Sports Ltd - Results and Lap Times at www.theresultslive.co.uk/vintage-sports-car-club

VSCC PRE-WAR CARS

LAP TIMES - PRACTICE SESSION 5

15	Jim CATNACH										
	Lap	1	2	3	4	5	6	7	8	9	10
	1	2:33.97	2:22.31	2:21.35	2:22.23	2:17.19	2:21.72				
18	Andrew FRANK										
	Lap	1	2	3	4	5	6	7	8	9	10
	1	2:29.36	2:13.48	2:10.90	2:09.30	2:09.69	2:05.48	2:07.76			
32	Alexander HEWITSON										
	Lap	1	2	3	4	5	6	7	8	9	10
	1	2:13.67	2:03.49	2:00.14	2:01.38	2:01.49	2:00.92	1:59.14			
36	Richard ILIFFE										
	Lap	1	2	3	4	5	6	7	8	9	10
	1	2:15.89	2:09.37	2:05.48	2:04.57	2:03.26	2:03.21	2:05.40			
38	Andrew SMITH										
	Lap	1	2	3	4	5	6	7	8	9	10
	1	2:11.24	2:00.70	1:58.29	2:00.03	2:00.87	2:03.96				
39	Jeremy BREWSTER										
	Lap	1	2	3	4	5	6	7	8	9	10
	1	2:16.39	2:07.60	2:04.97	2:04.60	2:03.61	2:11.70	2:05.46			
41	Jo BLAKENEY-EDWARDS										
	Lap	1	2	3	4	5	6	7	8	9	10
	1	2:17.88	2:09.26	2:08.23	2:05.96	2:05.16	2:05.89	2:07.23			
49	Paul BAKER										
	Lap	1	2	3	4	5	6	7	8	9	10
	1	2:21.83	2:13.46	2:12.95	2:10.51	2:12.36	2:13.44	2:11.26			
66	Ian BALMFORTH										
	Lap	1	2	3	4	5	6	7	8	9	10
	1	2:25.75	2:20.20	2:17.79	2:09.42	2:07.90	2:04.97	2:08.77			
90	Adam GENTILLI										
	Lap	1	2	3	4	5	6	7	8	9	10
	1	2:36.86	2:27.08	2:25.63	2:23.07	2:28.07	2:21.83				
96	Charles GOLDSPINK										
	Lap	1	2	3	4	5	6	7	8	9	10
	1	2:36.25	2:23.39	2:20.98	2:20.70	2:19.42	2:21.12				
97	John DUFFIN										
	Lap	1	2	3	4	5	6	7	8	9	10
	1	2:29.96	2:32.43	2:31.12	2:31.08	2:33.95	2:31.68				
98	Ollie LESTON										
	Lap	1	2	3	4	5	6	7	8	9	10
	1	2:16.32	2:10.93	2:09.71	2:08.49	2:06.99	2:12.36	2:11.71			

99	Angus FROST									
Lap	1	2	3	4	5	6	7	8	9	10
1	2:12.55	2:07.91	2:02.34	2:04.26	2:02.99	2:06.66	2:02.56			
104	Roland WOODTLI									
Lap	1	2	3	4	5	6	7	8	9	10
1	2:44.82	2:39.47	2:43.04	2:40.90	2:38.84	2:35.36				
169	Mark GROVES									
Lap	1	2	3	4	5	6	7	8	9	10
1	2:17.49	2:07.53	2:08.20	2:01.48	2:01.83	2:38.22	2:04.16			
174	Ben BAYLISS									
Lap	1	2	3	4	5	6	7	8	9	10
1	2:35.54	2:26.03	2:20.23	2:22.66	2:20.58	2:24.60				
210	Wilfred CAWLEY									
Lap	1	2	3	4	5	6	7	8	9	10
1	2:45.93	2:36.37	2:34.81	2:39.84	2:50.93					
211	Josh WHITE									
Lap	1	2	3	4	5	6	7	8	9	10
1	2:39.79	2:28.20	2:25.53	2:22.95	2:21.70	2:21.12				



The Vintage Sports-Car Club

RACING CARS

PROVISIONAL RESULT - PRACTICE SESSION 6

PI	No	CI	Name	Car	Laps	Time on Lap	Behind	MPH	
1	53		Tom WATERFIELD	Cooper-Climax T53	7	1:40.87	5	78.05	
2	6		Charlie MARTIN	Cooper-Climax T51	9	1:42.68	9	01.81	76.68
3	1		Mark GILLIES	Cooper T53	8	1:45.31	7	04.44	74.76
4	611		Ben MAEERS	Cooper Monaco T49	5	1:48.92	5	08.05	72.28
5	12		Ian BAXTER	Alta 61 I.S. Single Seat	8	1:49.27	8	08.40	72.05
6	9		Frederick HARPER	Kurtis Indy Roadster	8	1:49.85	8	08.98	71.67
7	136		James BAXTER	AC/GN Cognac	8	1:51.05	3	10.18	70.90
8	16		Jonathan COBB	Cooper Bristol	8	1:51.38	7	10.51	70.69
9	247		Brian JOLLIFFE	Cooper T45	8	1:53.56	6	12.69	69.33
10	162		Graham BARRON	Gemini Mk2	4	1:54.56	3	13.69	68.73
11	5		Patrick BLAKENEY-EDWARDS	Frazer Nash Super Sports	1	1:54.64	1	13.77	68.68
12	201		Christian PEDERSEN	Austin 7 Special	7	1:54.74	7	13.87	68.62
13	8		Michael JAMES	Riley 12/4 Cotton Special	2	1:55.17	2	14.30	68.36
14	19		Sandford ANDREWS	Morgan Aero 2Str	7	1:56.20	6	15.33	67.76
15	121		Edward WILLIAMS	Frazer Nash SS Racer	7	1:56.52	7	15.65	67.57
16	26		Archie WATERFIELD	Austin 7	6	1:59.65	6	18.78	65.80
17	138		Gary THOMAS	Kieft Formula Junior	1	2:04.21	1	23.34	63.39
18	7		Anthony SEBER	Wolseley Hornet Special	5	2:06.34	4	25.47	62.32
19	166		Tony PEARSON	Bandini	6	2:07.92	6	27.05	61.55
20	222		Justin MAEERS	GN Harlequin	7	2:09.46	7	28.59	60.82
21	17		Roland WETTSTEIN	K3 (Parnell)	6	2:16.38	6	35.51	57.73
22	47		Charles GILLET	Frazer Nash TT Rep	6	2:20.25	6	39.38	56.14

Weather / Track :
Start Time : 11:03

Cadwell Park

18 Jun 23 11:22

Clerk of Course:

Time Issued:

Chief Timekeeper: Anthony Smith

RACING CARS

LAP TIMES - PRACTICE SESSION 6

1	Mark GILLIES										
	Lap	1	2	3	4	5	6	7	8	9	10
	1	2:00.07	1:48.86	1:45.52	1:45.53	2:14.91	1:47.41	1:45.31	1:46.39		
5	Patrick BLAKENEY-EDWARDS										
	Lap	1	2	3	4	5	6	7	8	9	10
	1	1:54.64									
6	Charlie MARTIN										
	Lap	1	2	3	4	5	6	7	8	9	10
	1	1:48.14	1:48.62	1:43.73	1:46.17	1:44.46	1:47.23	1:43.40	1:46.24	1:42.68	
7	Anthony SEBER										
	Lap	1	2	3	4	5	6	7	8	9	10
	1	2:06.70	2:07.78	2:06.92	2:06.34	2:06.40					
8	Michael JAMES										
	Lap	1	2	3	4	5	6	7	8	9	10
	1	2:00.23	1:55.17								
9	Frederick HARPER										
	Lap	1	2	3	4	5	6	7	8	9	10
	1	2:05.12	1:50.67	1:52.00	1:56.53	1:50.64	1:54.65	1:54.16	1:49.85		
12	Ian BAXTER										
	Lap	1	2	3	4	5	6	7	8	9	10
	1	2:03.61	1:52.34	1:51.56	1:52.95	1:55.27	1:50.42	1:54.66	1:49.27		
16	Jonathan COBB										
	Lap	1	2	3	4	5	6	7	8	9	10
	1	2:00.44	1:53.93	1:51.83	1:53.44	1:53.80	1:53.85	1:51.38	1:56.55		
17	Roland WETTSTEIN										
	Lap	1	2	3	4	5	6	7	8	9	10
	1	2:28.60	2:22.14	2:19.31	2:20.12	2:17.68	2:16.38				
19	Sandford ANDREWS										
	Lap	1	2	3	4	5	6	7	8	9	10
	1	2:08.01	1:59.01	2:01.94	1:56.74	1:57.95	1:56.20	2:00.24			
26	Archie WATERFIELD										
	Lap	1	2	3	4	5	6	7	8	9	10
	1	2:05.62	2:01.73	2:02.80	2:00.63	2:03.71	1:59.65				
47	Charles GILLETT										
	Lap	1	2	3	4	5	6	7	8	9	10
	1	2:28.19	2:24.39	2:31.19	2:36.78	2:23.10	2:20.25				
53	Tom WATERFIELD										
	Lap	1	2	3	4	5	6	7	8	9	10
	1	1:53.33	1:44.58	1:40.92	1:41.14	1:40.87	1:44.83	3:22.40			

121	Edward WILLIAMS									
Lap	1	2	3	4	5	6	7	8	9	10
1	2:05.89	1:56.61	1:56.60	1:57.40	2:00.60	1:58.87	1:56.52			
136	James BAXTER									
Lap	1	2	3	4	5	6	7	8	9	10
1	1:54.49	1:53.83	1:51.05	1:55.03	1:52.23	1:51.56	1:51.61	1:51.78		
138	Gary THOMAS									
Lap	1	2	3	4	5	6	7	8	9	10
1	2:04.21									
162	Graham BARRON									
Lap	1	2	3	4	5	6	7	8	9	10
1	2:07.54	1:55.19	1:54.56	1:55.51						
166	Tony PEARSON									
Lap	1	2	3	4	5	6	7	8	9	10
1	2:19.13	2:09.49	2:08.30	2:09.82	2:10.07	2:07.92				
201	Christian PEDERSEN									
Lap	1	2	3	4	5	6	7	8	9	10
1	2:29.41	2:04.11	1:55.26	1:55.23	1:56.26	1:57.99	1:54.74			
222	Justin MAEERS									
Lap	1	2	3	4	5	6	7	8	9	10
1	2:13.25	2:12.37	2:09.76	2:16.68	2:10.30	2:10.70	2:09.46			
247	Brian JOLLIFFE									
Lap	1	2	3	4	5	6	7	8	9	10
1	2:05.35	1:57.24	1:58.08	1:53.91	1:54.33	1:53.56	1:53.79	1:55.67		
611	Ben MAEERS									
Lap	1	2	3	4	5	6	7	8	9	10
1	2:02.46	1:50.01	1:49.10	1:51.66	1:48.92					



MELVILLE & GEOGHEGAN TROPHIES RACE

RESULT - RACE 1

Pl	No	Cl	Name	Car	Year	Laps	Time	Behind	MPH	Best Lap on	MPH
1	80		Christopher MANN	Alfa Romeo 8C Monza	1931	8	16:26.34		63.86	2:01.27	2 64.92
2	35		Sue DARBYSHIRE	Morgan Super Aero	1929	8	16:30.20	3.86	63.61	2:00.70	7 65.23
3	29		Clive FIDGEON	Frazer Nash TT Replica	1932	8	16:46.67	20.33	62.57	2:03.20	5 63.91
4	31		William LAKE	Aston Martin Speed	1937	8	17:05.52	39.18	61.42	2:05.28	3 62.84
5	41		Jo BLAKENEY-EDWARDS	Frazer Nash Super Sports	1929	8	17:09.51	43.17	61.18	2:06.19	7 62.39
6	4		Edward BRADLEY	Aston Martin Ulster	1935	8	17:30.60	1:04.26	59.95	2:07.87	3 61.57
7	100		James POTTER	Riley Brooklands	1930	8	17:34.65	1:08.31	59.72	2:08.89	4 61.08
8	37		Max SOWERBY	Talbot Lago T23	1939	8	17:40.17	1:13.83	59.41	2:07.67	2 61.67
9	33		Richard LAKE	Aston Martin 15/98 Speed	1937	8	17:53.62	1:27.28	58.67	2:11.92	4 59.68
10	84		Jonathan LUPTON	Aston Martin Team Car	1930	7	16:27.13	1 Lap	55.83	2:16.34	6 57.75
11	75		Tim SHARP	MG PB	1936	7	16:32.01	1 Lap	55.56	2:18.37	5 56.90
12	89		Andrew MORLAND	MG PA	1934	7	17:24.16	1 Lap	52.78	2:26.89	2 53.60 *
13	137		Thomas OZANNE	Aston Martin Speed Ulster	1938	7	17:44.57	1 Lap	51.77	2:20.67	7 55.97
14	2		Rachael HOLDSWORTH	MG PB	1936	6	16:26.82	2 Laps	47.87	2:35.98	6 50.48
15	112		Hamish MCNINCH	MG PA 2Str	1935	6	16:32.59	2 Laps	47.59	2:37.38	5 50.03
16	126		Henry DAY	Alvis 12/50	1927	6	17:07.19	2 Laps	45.99	2:43.01	2 48.30

Not-Classified

81	Nicholas MORLEY	Lagonda LG 45	1937	5	11:59.74	DNF	54.69	2:20.14	4 56.18
45	Nigel DOWDING	Riley Brooklands	1929	2	4:25.87	DNF	59.23	2:08.47	2 61.28
63	John REEVE	Riley Brooklands	1928	1	2:33.23	DNF	51.38	2:23.39	1 54.91

Fastest Lap

35	Sue DARBYSHIRE	Morgan Super Aero	1929					2:00.70	7 65.23
----	----------------	-------------------	------	--	--	--	--	---------	---------

Weather / Track :

Start Time : 13:06

Cadwell Park

*** = handicap winner

Printed : 18 Jun 23 13:25

Clerk of Course:

Time Issued:

Chief Timekeeper: Anthony Smith

RACE GRID

MELVILLE & GEOGHEGAN TROPHIES RACE

RACE 1

ROW 10		63 John REEVE	
ROW 9	112 02:53.140 Hamish MCNINCH		2 02:52.910 Rachael HOLDSWORTH
ROW 8	126 02:50.430 Henry DAY	137 02:33.520 Thomas OZANNE	
ROW 7		81 02:30.000 Nicholas MORLEY	89 02:28.050 Andrew MORLAND
ROW 6	75 02:23.930 Tim SHARP	84 02:21.360 Jonathan LUPTON	
ROW 5		33 02:13.950 Richard LAKE	37 02:11.300 Max SOWERBY
ROW 4	31 02:11.050 William LAKE	100 02:10.030 James POTTER	
ROW 3		4 02:07.660 Edward BRADLEY	45 02:05.840 Nigel DOWDING
ROW 2	41 02:05.160 Jo BLAKENEY-EDWARD	29 02:04.770 Clive FIDGEON	
ROW 1		80 02:04.020 Christopher MANN	35 02:02.620 Sue DARBYSHIRE

POLE

MELVILLE & GEOGHEGAN TROPHIES RACE

LAP TIMES - RACE 1

2	Rachael HOLDSWORTH									
Lap	1	2	3	4	5	6	7	8	9	10
1	2:43.80	2:44.44	2:47.47	2:42.94	2:41.14	2:35.98				
4	Edward BRADLEY									
Lap	1	2	3	4	5	6	7	8	9	10
1	2:11.81	2:09.36	2:07.87	2:10.94	2:10.35	2:09.28	2:13.78	2:13.08		
29	Clive FIDGEON									
Lap	1	2	3	4	5	6	7	8	9	10
1	2:09.47	2:03.28	2:03.68	2:04.65	2:03.20	2:03.84	2:06.32	2:08.86		
31	William LAKE									
Lap	1	2	3	4	5	6	7	8	9	10
1	2:11.26	2:07.34	2:05.28	2:06.58	2:08.19	2:06.53	2:07.51	2:07.71		
33	Richard LAKE									
Lap	1	2	3	4	5	6	7	8	9	10
1	2:16.82	2:14.09	2:12.26	2:11.92	2:12.54	2:14.13	2:13.85	2:12.19		
35	Sue DARBYSHIRE									
Lap	1	2	3	4	5	6	7	8	9	10
1	2:07.27	2:02.18	2:02.23	2:04.29	2:02.17	2:03.05	2:00.70	2:05.37		
37	Max SOWERBY									
Lap	1	2	3	4	5	6	7	8	9	10
1	2:17.40	2:07.67	2:10.40	2:08.65	2:17.41	2:10.74	2:10.83	2:11.42		
41	Jo BLAKENEY-EDWARDS									
Lap	1	2	3	4	5	6	7	8	9	10
1	2:10.69	2:06.40	2:07.98	2:06.43	2:09.76	2:09.60	2:06.19	2:08.92		
45	Nigel DOWDING									
Lap	1	2	3	4	5	6	7	8	9	10
1	2:13.36	2:08.47								
63	John REEVE									
Lap	1	2	3	4	5	6	7	8	9	10
1	2:23.39									
75	Tim SHARP									
Lap	1	2	3	4	5	6	7	8	9	10
1	2:21.29	2:22.25	2:23.57	2:19.39	2:18.37	2:18.39	2:22.12			
80	Christopher MANN									
Lap	1	2	3	4	5	6	7	8	9	10
1	2:03.32	2:01.27	2:02.68	2:03.05	2:03.54	2:02.93	2:01.43	2:05.25		
81	Nicholas MORLEY									
Lap	1	2	3	4	5	6	7	8	9	10
1	2:25.03	2:20.75	2:21.80	2:20.14	2:24.18					

84	Jonathan LUPTON									
Lap	1	2	3	4	5	6	7	8	9	10
1	2:22.23	2:21.21	2:23.10	2:19.79	2:19.98	2:16.34	2:16.94			
89	Andrew MORLAND									
Lap	1	2	3	4	5	6	7	8	9	10
1	2:29.43	2:26.89	2:27.72	2:28.02	2:27.82	2:28.50	2:27.23			
100	James POTTER									
Lap	1	2	3	4	5	6	7	8	9	10
1	2:18.99	2:09.12	2:09.02	2:08.89	2:10.43	2:09.97	2:12.06	2:11.02		
112	Hamish MCNINCH									
Lap	1	2	3	4	5	6	7	8	9	10
1	2:42.31	2:44.82	2:47.23	2:43.38	2:37.38	2:48.57				
126	Henry DAY									
Lap	1	2	3	4	5	6	7	8	9	10
1	2:47.18	2:43.01	2:48.48	3:02.78	2:49.10	2:46.26				
137	Thomas OZANNE									
Lap	1	2	3	4	5	6	7	8	9	10
1	2:41.88	2:44.37	2:35.16	2:24.76	2:25.92	2:22.01	2:20.67			

Lap Chart

MELVILLE & GEOGEGAN TROPHIES RACE - RACE 1

Lap 1		Lap 2		Lap 3		Lap 4		Lap 5		Lap 6		Lap 7		Lap 8		Lap 9		Lap 10		
No	Time	No	Time	No	Time	No	Time	No	Time	No	Time	No	Time	No	Time	No	Time	No	Time	
80	2:06.19	80	4:07.46	80	6:10.14	80	8:13.19	80	10:16.73	80	12:19.66	80	14:21.09	80	16:26.34					
35	2:10.21	35	4:12.39	35	6:14.62	35	8:18.91	35	10:21.08	35	12:24.13	35	14:24.83	2	16:26.82 *2					
29	2:12.84	29	4:16.12	29	6:19.80	112	8:23.26 *1	29	10:27.65	89	12:28.43 *1	29	14:37.81	84	16:27.13 *1					
41	2:14.23	41	4:20.63	41	6:28.61	29	8:24.45	137	10:35.97 *1	29	12:31.49	89	14:56.93 *1	35	16:30.20					
4	2:15.94	31	4:23.72	31	6:29.00	2	8:26.76 *1	31	10:43.77	31	12:50.30	31	14:57.81	75	16:32.01 *1					
31	2:16.38	4	4:25.30	4	6:33.17	126	8:29.05 *1	41	10:44.80	41	12:54.40	41	15:00.59	112	16:32.59 *2					
45	2:17.40	45	4:25.87	37	6:41.12	41	8:35.04	4	10:54.46	137	13:01.89 *1	4	15:17.52	29	16:46.67					
33	2:22.64	37	4:30.72	100	6:42.28	31	8:35.58	100	11:01.60	4	13:03.74	100	15:23.63	31	17:05.52					
37	2:23.05	100	4:33.26	33	6:48.99	4	8:44.11	112	11:06.64 *1	100	13:11.57	137	15:23.90 *1	126	17:07.19 *2					
100	2:24.14	33	4:36.73	75	7:13.74	37	8:49.77	37	11:07.18	37	13:17.92	37	15:28.75	41	17:09.51					
75	2:27.92	75	4:50.17	84	7:14.08	100	8:51.17	2	11:09.70 *1	33	13:27.58	33	15:41.43	89	17:24.16 *1					
84	2:29.77	84	4:50.98	81	7:15.42	33	9:00.91	33	11:13.45	112	13:44.02 *1			4	17:30.60					
81	2:32.87	81	4:53.62	89	7:32.59	75	9:33.13	126	11:31.83 *1	2	13:50.84 *1			100	17:34.65					
63	2:33.23	89	5:04.87	137	8:11.21	84	9:33.87	75	11:51.50	75	14:09.89			37	17:40.17					
89	2:37.98	112	5:36.03			81	9:35.56	84	11:53.85	84	14:10.19			137	17:44.57 *1					
112	2:51.21	137	5:36.05			89	10:00.61	81	11:59.74	126	14:20.93 *1			33	17:53.62					
137	2:51.68	2	5:39.29																	
2	2:54.85	126	5:40.57																	
126	2:57.56																			



LEN THOMPSON MEMORIAL TROPHY RACE FOR VSCC SPECIALS

RESULT - RACE 2

Pl	No	Cl	Name	Car	Year	Laps	Time	Behind	MPH	Best Lap on	MPH
1	32		Alexander HEWITSON	Riley 12/4 Special	1937	4	8:09.49		64.34	2:00.52	3 65.33
2	169		Mark GROVES	GN/Ford Piglet	1929	4	8:15.78	6.29	63.52	2:01.12	3 65.00
3	44		David WYLIE	Frazer Nash Acedes	1928	4	8:16.74	7.25	63.40	2:00.57	3 65.30
4	7		Anthony SEBER	Wolseley Hornet Special	1935	4	8:16.86	7.37	63.38	1:59.60	3 65.83
5	36		Richard ILIFFE	Riley TT Sprite Replica	1939	4	8:22.28	12.79	62.70	2:01.98	2 64.55
6	76		William IRVING	Alvis Special	1938	4	8:40.41	30.92	60.52	2:06.07	3 62.45
7	50		Dennis BINGHAM	Riley Falcon Special	1935	4	8:51.38	41.89	59.27	2:09.95	3 60.59 *
8	79		Rebecca SMITH	Morris Mord	1929	4	8:51.77	42.28	59.22	2:09.54	4 60.78
9	52		Matthew MOORE	Austin 7 Ulster	1930	4	8:52.35	42.86	59.16	2:09.94	3 60.59
10	10		Oliver TOMLIN	Morgan Super Sports	1933	4	9:01.14	51.65	58.20	2:11.41	4 59.91
11	196		David GOLDSPINK	Frazer Nash Acedes	1927	4	9:13.26	1:03.77	56.92	2:14.53	3 58.52
12	15		Jim CATNACH	Riley Grebe	1933	4	9:14.30	1:04.81	56.82	2:14.97	2 58.33
13	58		Nick HAYWARD-COOK	Riley Special	1937	4	9:14.70	1:05.21	56.77	2:14.38	3 58.59
14	85		John MOSS	Austin Seven Sports	1933	4	9:15.81	1:06.32	56.66	2:14.66	3 58.47
15	133		Onno KONEMANN	MG D Type Special	1932	4	9:30.55	1:21.06	55.20	2:18.68	4 56.77
16	113		Christian LE GOUSSE	Riley 12/4 Special	1936	4	9:31.33	1:21.84	55.12	2:18.87	4 56.69
17	105		Alastair BAILEY	Riley 9	1931	4	9:55.17	1:45.68	52.91	2:22.93	4 55.08
18	111		Wilfred CAWLEY	Austin 7 Special	1925	4	9:56.77	1:47.28	52.77	2:23.30	2 54.94
19	102		William COLLEDGE	Wolseley Hornet Special	1934	3	7:50.69	1 Lap	50.18	2:30.59	3 52.28
20	107		Ian FYFE	Alvis 12/70 Special	1937	3	8:17.18	1 Lap	47.51	2:41.03	2 48.89

Not-Classified

99	Angus FROST	Morgan Super Aero	4	8:18.95	NCF	63.12	2:00.96	4	65.09
----	-------------	-------------------	---	---------	-----	-------	---------	---	-------

Fastest Lap

7	Anthony SEBER	Wolseley Hornet Special	1935				1:59.60	3	65.83
---	---------------	-------------------------	------	--	--	--	---------	---	-------

RACE RED FLAGGED

Weather / Track :

Start Time : 13:39

Cadwell Park

*** = handicap winner

Printed : 18 Jun 23 13:59

Clerk of Course:

Time Issued:

Chief Timekeeper: Anthony Smith

RACE GRID

LEN THOMPSON MEMORIAL TROPHY RACE FOR VSCC SPECIALS

RACE 2

ROW 12		
ROW 11	107 02:43.200 Ian FYFE	102 02:32.950 William COLLEDGE
ROW 10	105 02:27.170 Alastair BAILEY	111 02:24.130 Wilfred CAWLEY
ROW 9	113 02:22.380 Christian LE GOUSSE	133 02:21.020 Onno KONEMANN
ROW 8	85 02:20.900 John MOSS	196 02:18.120 David GOLDSPINK
ROW 7	58 02:17.730 Nick HAYWARD-COOK	15 02:17.190 Jim CATNACH
ROW 6	10 02:16.770 Oliver TOMLIN	79 02:15.370 Rebecca SMITH
ROW 5	76 02:14.800 William IRVING	50 02:12.100 Dennis BINGHAM
ROW 4	52 02:09.460 Matthew MOORE	7 02:06.340 Anthony SEBER
ROW 3	44 02:04.270 David WYLIE	36 02:03.210 Richard ILIFFE
ROW 2	27 02:02.380 Michael JAMES	99 02:02.340 Angus FROST
ROW 1	169 02:01.480 Mark GROVES	32 01:59.140 Alexander HEWITSON

POLE

LEN THOMPSON MEMORIAL TROPHY RACE FOR VSCC SPECIALS

LAP TIMES - RACE 2

7	Anthony SEBER									
Lap	1	2	3	4	5	6	7	8	9	10
1	2:07.26	2:04.27	1:59.60	2:01.20						
10	Oliver TOMLIN									
Lap	1	2	3	4	5	6	7	8	9	10
1	2:18.36	2:13.03	2:11.65	2:11.41						
15	Jim CATNACH									
Lap	1	2	3	4	5	6	7	8	9	10
1	2:20.26	2:14.97	2:15.72	2:16.42						
32	Alexander HEWITSON									
Lap	1	2	3	4	5	6	7	8	9	10
1	2:03.70	2:00.66	2:00.52	2:02.22						
36	Richard ILIFFE									
Lap	1	2	3	4	5	6	7	8	9	10
1	2:08.99	2:01.98	2:04.24	2:02.68						
44	David WYLIE									
Lap	1	2	3	4	5	6	7	8	9	10
1	2:07.98	2:02.02	2:00.57	2:02.12						
50	Dennis BINGHAM									
Lap	1	2	3	4	5	6	7	8	9	10
1	2:13.65	2:12.20	2:09.95	2:10.05						
52	Matthew MOORE									
Lap	1	2	3	4	5	6	7	8	9	10
1	2:15.82	2:11.27	2:09.94	2:10.46						
58	Nick HAYWARD-COOK									
Lap	1	2	3	4	5	6	7	8	9	10
1	2:22.29	2:15.61	2:14.38	2:15.25						
76	William IRVING									
Lap	1	2	3	4	5	6	7	8	9	10
1	2:13.71	2:08.10	2:06.07	2:06.82						
79	Rebecca SMITH									
Lap	1	2	3	4	5	6	7	8	9	10
1	2:16.09	2:10.37	2:09.87	2:09.54						
85	John MOSS									
Lap	1	2	3	4	5	6	7	8	9	10
1	2:22.85	2:15.74	2:14.66	2:15.13						
99	Angus FROST									
Lap	1	2	3	4	5	6	7	8	9	10
1	2:09.41	2:02.32	2:02.05	2:00.96						

102	William COLLEDGE									
Lap	1	2	3	4	5	6	7	8	9	10
1	2:38.31	2:31.64	2:30.59							
105	Alastair BAILEY									
Lap	1	2	3	4	5	6	7	8	9	10
1	2:31.49	2:26.80	2:24.21	2:22.93						
107	Ian FYFE									
Lap	1	2	3	4	5	6	7	8	9	10
1	2:43.32	2:41.03	2:42.13							
111	Wilfred CAWLEY									
Lap	1	2	3	4	5	6	7	8	9	10
1	2:33.29	2:23.30	2:27.64	2:23.30						
113	Christian LE GOUSSE									
Lap	1	2	3	4	5	6	7	8	9	10
1	2:24.90	2:19.03	2:19.59	2:18.87						
133	Onno KONEMANN									
Lap	1	2	3	4	5	6	7	8	9	10
1	2:24.55	2:19.53	2:19.63	2:18.68						
169	Mark GROVES									
Lap	1	2	3	4	5	6	7	8	9	10
1	2:06.69	2:02.82	2:01.12	2:02.34						
196	David GOLDSPINK									
Lap	1	2	3	4	5	6	7	8	9	10
1	2:20.42	2:16.03	2:14.53	2:14.73						

Lap Chart

LEN THOMPSON MEMORIAL TROPHY RACE FOR VSCC SPECIALS - RACE 2

Lap 1		Lap 2		Lap 3		Lap 4		Lap 5		Lap 6		Lap 7		Lap 8		Lap 9		Lap 10	
No	Time	No	Time	No	Time	No	Time	No	Time	No	Time	No	Time	No	Time	No	Time	No	Time
32	2:06.09	32	4:06.75	32	6:07.27	32	8:09.49												
169	2:09.50	169	4:12.32	169	6:13.44	169	8:15.78												
7	2:11.79	44	4:14.05	44	6:14.62	44	8:16.74												
44	2:12.03	36	4:15.36	7	6:15.66	7	8:16.86												
36	2:13.38	99	4:15.94	99	6:17.99	107	8:17.18	*1											
99	2:13.62	7	4:16.06	36	6:19.60	99	8:18.95												
50	2:19.18	76	4:27.52	76	6:33.59	36	8:22.28												
76	2:19.42	50	4:31.38	50	6:41.33	76	8:40.41												
52	2:20.68	52	4:31.95	52	6:41.89	50	8:51.38												
79	2:21.99	79	4:32.36	79	6:42.23	79	8:51.77												
10	2:25.05	10	4:38.08	10	6:49.73	52	8:52.35												
15	2:27.19	15	4:42.16	15	6:57.88	10	9:01.14												
196	2:27.97	196	4:44.00	196	6:58.53	196	9:13.26												
58	2:29.46	58	4:45.07	58	6:59.45	15	9:14.30												
85	2:30.28	85	4:46.02	85	7:00.68	58	9:14.70												
133	2:32.71	133	4:52.24	133	7:11.87	85	9:15.81												
113	2:33.84	113	4:52.87	113	7:12.46	133	9:30.55												
105	2:41.23	111	5:05.83	105	7:32.24	113	9:31.33												
111	2:42.53	105	5:08.03	111	7:33.47	105	9:55.17												
102	2:48.46	102	5:20.10	102	7:50.69	111	9:56.77												
107	2:54.02	107	5:35.05																



WILLIAMS TROPHY RACE FOR PRE-1935 GRAND PRIX CARS

RESULT - RACE 3

Pl	No	Cl	Name	Car	Year	Laps	Time	Behind	MPH	Best Lap on	MPH
1	51		Timothy DUTTON	Bugatti Type 51	1931	8	16:06.12		65.19	1:58.74	8 66.31
2	80		Christopher MANN	Alfa Romeo 8C Monza	1931	8	16:07.34	1.22	65.11	1:59.02	4 66.15
3	147		Edward WILLIAMS	Frazer Nash TT Rep	1932	8	16:08.26	2.14	65.05	1:58.72	2 66.32
4	13		Duncan PITTAWAY	Bugatti T35	1925	8	16:40.57	34.45	62.95	2:02.42	2 64.31
5	14		Chris CHILCOTT	Frazer Nash Fast Tourer	1926/30	8	16:53.35	47.23	62.16	2:04.63	2 63.17 *
6	54		Bruce STOPS	Bugatti T35/44	1928	8	17:08.43	1:02.31	61.24	2:06.12	6 62.43
7	135		Chris HUDSON	Bugatti T35B	1925	8	17:09.42	1:03.30	61.19	2:05.83	6 62.57
8	103		Mike WRIGLEY	Bugatti T35B	1928	8	17:10.13	1:04.01	61.14	2:05.68	6 62.64
9	171		Bo WILLIAMS	Bugatti T35B	1926/27	8	17:34.40	1:28.28	59.74	2:08.23	2 61.40
10	73		Winston TEAGUE	Frazer Nash Falcon	1931	8	17:53.00	1:46.88	58.70	2:11.70	4 59.78
11	24		Nick PANCISI	Bugatti Type 35B	1928	8	17:55.98	1:49.86	58.54	2:09.92	8 60.60
12	30		Adam SMITH	Frazer Nash Nurburg 2Str	1932	8	17:56.99	1:50.87	58.48	2:09.17	5 60.95
13	46		Philip BEWLEY	Bugatti T35	1926	7	16:06.78	1 Lap	57.01	2:14.29	3 58.63
14	3		Teifion SALISBURY	MG K3	1934	7	16:47.23	1 Lap	54.72	2:20.81	5 55.91
15	224		Julia DE BALDANZA	Bugatti GP	1929	7	17:39.44	1 Lap	52.02	2:26.06	2 53.90
Not-Classified											
	40		Simon BLAKENEY-EDWARDS	Frazer Nash Super Sports	1929	5	10:55.42	DNF	60.06	2:06.10	4 62.44
	56		William WAY	Bugatti Type 35	1925	3	6:55.99	DNF	56.78	2:12.50	2 59.42
Fastest Lap											
	147		Edward WILLIAMS	Frazer Nash TT Rep	1932					1:58.72	2 66.32

Weather / Track :

Start Time : 14:09

Cadwell Park

*** = handicap winner

Printed : 18 Jun 23 14:28

Clerk of Course:

Time Issued:

Chief Timekeeper: Anthony Smith



RACE GRID



WILLIAMS TROPHY RACE FOR PRE-1935 GRAND PRIX CARS

RACE 3

ROW 10			
ROW 9			224 02:30.790 Julia DE BALDANZA
ROW 8	3 02:24.090 Teifion SALISBURY		46 02:16.020 Philip BEWLEY
ROW 7		24 02:14.410 Nick PANCISI	73 02:13.680 Winston TEAGUE
ROW 6	171 02:12.170 Bo WILLIAMS		56 02:11.010 William WAY
ROW 5		13 02:10.710 Duncan PITTAWAY	103 02:10.230 Mike WRIGLEY
ROW 4	30 02:06.690 Adam SMITH		135 02:06.610 Chris HUDSON
ROW 3		54 02:05.680 Bruce STOPS	40 02:05.520 Simon BLAKENEY-EDWA
ROW 2	14 02:04.300 Chris CHILCOTT		80 02:04.020 Christopher MANN
ROW 1		51 02:00.110 Timothy DUTTON	147 01:57.940 Edward WILLIAMS

POLE

WILLIAMS TROPHY RACE FOR PRE-1935 GRAND PRIX CARS

LAP TIMES - RACE 3

3	Teifion SALISBURY									
Lap	1	2	3	4	5	6	7	8	9	10
1	2:28.65	2:23.51	2:22.68	2:21.82	2:20.81	2:21.03	2:21.09			
13	Duncan PITTAWAY									
Lap	1	2	3	4	5	6	7	8	9	10
1	2:09.26	2:02.42	2:03.96	2:03.23	2:03.97	2:05.50	2:03.48	2:03.56		
14	Chris CHILCOTT									
Lap	1	2	3	4	5	6	7	8	9	10
1	2:10.82	2:04.63	2:04.82	2:04.94	2:06.04	2:08.62	2:04.94	2:05.12		
24	Nick PANCISI									
Lap	1	2	3	4	5	6	7	8	9	10
1	2:20.62	2:13.30	2:16.19	2:13.87	2:11.74	2:12.24	2:11.02	2:09.92		
30	Adam SMITH									
Lap	1	2	3	4	5	6	7	8	9	10
1	2:17.51	2:20.66	2:19.23	2:11.10	2:09.17	2:11.77	2:11.58	2:10.07		
40	Simon BLAKENEY-EDWARDS									
Lap	1	2	3	4	5	6	7	8	9	10
1	2:15.86	2:09.01	2:08.22	2:06.10	2:12.57					
46	Philip BEWLEY									
Lap	1	2	3	4	5	6	7	8	9	10
1	2:21.74	2:15.18	2:14.29	2:15.10	2:15.77	2:17.39	2:19.25			
51	Timothy DUTTON									
Lap	1	2	3	4	5	6	7	8	9	10
1	2:03.47	1:59.44	1:59.82	1:59.58	2:01.06	2:00.01	2:01.47	1:58.74		
54	Bruce STOPS									
Lap	1	2	3	4	5	6	7	8	9	10
1	2:15.23	2:06.69	2:06.28	2:07.95	2:07.52	2:06.12	2:07.47	2:06.59		
56	William WAY									
Lap	1	2	3	4	5	6	7	8	9	10
1	2:20.27	2:12.50	2:15.18							
73	Winston TEAGUE									
Lap	1	2	3	4	5	6	7	8	9	10
1	2:18.16	2:12.19	2:12.36	2:11.70	2:13.60	2:12.49	2:13.35	2:12.12		
80	Christopher MANN									
Lap	1	2	3	4	5	6	7	8	9	10
1	2:05.36	1:59.11	1:59.43	1:59.02	2:00.89	1:59.89	2:01.66	1:59.03		
103	Mike WRIGLEY									
Lap	1	2	3	4	5	6	7	8	9	10
1	2:16.10	2:08.31	2:07.87	2:06.31	2:07.20	2:05.68	2:07.48	2:05.92		

135	Chris HUDSON										
	Lap	1	2	3	4	5	6	7	8	9	10
	1	2:13.22	2:07.89	2:08.75	2:07.42	2:07.73	2:05.83	2:07.45	2:06.46		

147	Edward WILLIAMS										
	Lap	1	2	3	4	5	6	7	8	9	10
	1	2:07.32	1:58.72	1:59.27	1:59.21	2:00.60	2:00.11	2:01.65	1:59.19		

171	Bo WILLIAMS										
	Lap	1	2	3	4	5	6	7	8	9	10
	1	2:16.38	2:08.23	2:09.62	2:10.93	2:11.96	2:10.78	2:10.97	2:09.85		

224	Julia DE BALDANZA										
	Lap	1	2	3	4	5	6	7	8	9	10
	1	2:31.75	2:26.06	2:32.23	2:36.03	2:30.24	2:28.02	2:26.17			

Lap Chart

WILLIAMS TROPHY RACE FOR PRE-1935 GRAND PRIX CARS - RACE 3

Lap 1		Lap 2		Lap 3		Lap 4		Lap 5		Lap 6		Lap 7		Lap 8		Lap 9		Lap 10	
No	Time	No	Time	No	Time	No	Time	No	Time	No	Time	No	Time	No	Time	No	Time	No	Time
51	2:06.00	51	4:05.44	51	6:05.26	51	8:04.84	51	10:05.90	51	12:05.91	51	14:07.38	51	16:06.12				
80	2:08.31	80	4:07.42	80	6:06.85	80	8:05.87	80	10:06.76	80	12:06.65	80	14:08.31	46	16:06.78 *1				
147	2:09.51	147	4:08.23	147	6:07.50	147	8:06.71	147	10:07.31	147	12:07.42	147	14:09.07	80	16:07.34				
14	2:14.24	13	4:16.87	13	6:20.83	13	8:24.06	224	10:15.01 *1	13	12:33.53	3	14:26.14 *1	147	16:08.26				
13	2:14.45	14	4:18.87	14	6:23.69	14	8:28.63	13	10:28.03	14	12:43.29	13	14:37.01	13	16:40.57				
135	2:17.89	135	4:25.78	54	6:32.78	54	8:40.73	14	10:34.67	224	12:45.25 *1	14	14:48.23	3	16:47.23 *1				
40	2:19.52	54	4:26.50	135	6:34.53	135	8:41.95	54	10:48.25	54	12:54.37	54	15:01.84	14	16:53.35				
54	2:19.81	40	4:28.53	40	6:36.75	40	8:42.85	135	10:49.68	135	12:55.51	135	15:02.96	54	17:08.43				
103	2:21.36	103	4:29.67	103	6:37.54	103	8:43.85	103	10:51.05	103	12:56.73	103	15:04.21	135	17:09.42				
171	2:22.06	171	4:30.29	171	6:39.91	171	8:50.84	40	10:55.42	171	13:13.58	224	15:13.27 *1	103	17:10.13				
30	2:23.41	73	4:37.38	73	6:49.74	73	9:01.44	171	11:02.80	73	13:27.53	171	15:24.55	171	17:34.40				
73	2:25.19	56	4:40.81	56	6:55.99	24	9:11.06	73	11:15.04	24	13:35.04	73	15:40.88	224	17:39.44 *1				
24	2:27.70	24	4:41.00	24	6:57.19	46	9:14.37	24	11:22.80	30	13:35.34	24	15:46.06	73	17:53.00				
56	2:28.31	30	4:44.07	46	6:59.27	30	9:14.40	30	11:23.57	46	13:47.53	30	15:46.92	24	17:55.98				
46	2:29.80	46	4:44.98	30	7:03.30	3	9:44.30	46	11:30.14					30	17:56.99				
3	2:36.29	3	4:59.80	3	7:22.48			3	12:05.11										
224	2:40.69	224	5:06.75	224	7:38.98														



BOLZANO TROPHY RACE FOR SLOWER FRAZER NASH/GN CARS

RESULT - RACE 4

Pl	No	Cl	Name	Car	Year	Laps	Time	Behind	MPH	Best Lap on	MPH
1	77		Robert MOORE	GN Special	1923/29	7	15:47.64		58.16	2:13.00	5 59.20
2	60		Mark WALKER	GN Thunderbug	1908/22	7	15:49.85	2.21	58.02	2:11.92	4 59.68
3	67		Dominic HALL	Frazer Nash Supersports	1929	7	15:57.23	9.59	57.57	2:14.43	3 58.57
4	196		David GOLDSPINK	Frazer Nash Acedes	1927	7	16:00.43	12.79	57.38	2:13.42	2 59.01
5	64		David JOHNSON	Frazer Nash Super Sports	1929	7	16:00.68	13.04	57.37	2:12.89	7 59.25
6	83		Iain ROCHE	Frazer Nash TT Rep	1937	7	16:06.76	19.12	57.01	2:14.44	2 58.56
7	65		Paul WESTON	Frazer Nash TT Replica	1933	7	16:28.33	40.69	55.76	2:18.77	6 56.74 *
8	174		Ben BAYLISS	Frazer Nash TT Replica	1935	7	16:28.59	40.95	55.75	2:17.43	6 57.29
9	110		Archie BULLETT	Frazer Nash Super Sports	1930	7	16:30.34	42.70	55.65	2:18.84	2 56.71
10	90		Adam GENTILLI	Frazer Nash TT Replica	1934	7	16:35.65	48.01	55.35	2:18.07	6 57.02
11	48		Edie GIBBS	Frazer Nash Exeter	1932	7	16:47.25	59.61	54.72	2:20.04	2 56.22
12	115		Robin LIGHTWOOD	Frazer Nash Fast Tourer	1928/30	7	17:49.70	2:02.06	51.52	2:25.37	5 54.16
13	114		Justin MAEERS	GN Touring	1921	7	17:50.64	2:03.00	51.48	2:25.78	5 54.01
14	125		Craig MCWILLIAM	Frazer Nash Super Sports	1927	7	18:11.45	2:23.81	50.49	2:30.96	6 52.15
15	131		Dennis JOHNSON	Frazer Nash Colmore	1933	7	18:12.90	2:25.26	50.43	2:33.30	6 51.36
16	97		John DUFFIN	Frazer Nash Super Sports	1928	7	18:13.68	2:26.04	50.39	2:31.91	5 51.83
17	43		Michael NEW	Frazer Nash TT Replica	1937	7	18:14.28	2:26.64	50.36	2:32.09	4 51.77
18	78		Weston MITCHELL	Frazer Nash Anzani Tourer	1925	7	18:24.29	2:36.65	49.91	2:27.49	4 53.38
19	120		Bill ROSTEN	GN 11.9 Annie	1924	7	18:24.74	2:37.10	49.89	2:33.53	6 51.28
20	130		John WISEMAN	Frazer Nash Interceptor	1929/30	6	16:27.07	1 Lap	47.86	2:39.46	4 49.37
21	210		Wilfred CAWLEY	Frazer Nash Super Sports	1925	6	16:28.93	1 Lap	47.77	2:38.24	6 49.75
22	117		Louis PARKIN	Frazer Nash Super Sports	1927	6	16:44.53	1 Lap	47.03	2:43.60	3 48.12
23	57		Tim HARRISON	Frazer Nash Boulogne II	1931	6	16:58.26	1 Lap	46.39	2:44.24	6 47.94
24	128		Debra MAEERS	Frazer Nash	1930	6	18:24.99	1 Lap	42.75	2:56.31	2 44.66
25	91		Jim EDWARDS	GN Tourer	1921	5	18:17.70	2 Laps	35.86	3:30.00	4 37.49
26	269		Dougal CAWLEY	GN Standard	1921	4	16:19.18	3 Laps	32.16	3:45.48	3 34.92
Not-Classified											
70			Matt SHEPHERD	Frazer Nash Vitesse	1930	4	12:53.36	DNF	40.72	3:02.63	2 43.11
122			Mark GROVES	Salmson GN	1921	1	3:46.09	DNF	34.82	3:31.15	1 37.29
129			Richard PARSONS	GN Touring	1921	1	4:29.73	DNF	29.19	4:11.40	1 31.32

Fastest Lap

60 Mark WALKER GN Thunderbug 1908/22 2:11.92 4 59.68

Car 64 - Time includes a 10 second jump start penalty

Weather / Track :

Start Time : 14:42

Cadwell Park

*** = handicap winner

Printed : 18 Jun 23 15:05

Clerk of Course:	Time Issued:	Chief Timekeeper: Anthony Smith
------------------	--------------	---------------------------------

RACE GRID

BOLZANO TROPHY RACE FOR SLOWER FRAZER NASH/GN CARS

RACE 4

ROW 16		
ROW 15		129 Richard PARSONS
ROW 14	269 03:51.430 Dougal CAWLEY	91 03:30.690 Jim EDWARDS
ROW 13	122 03:20.590 Mark GROVES	70 03:14.940 Matt SHEPHERD
ROW 12	128 02:57.070 Debra MAEERS	57 02:52.470 Tim HARRISON
ROW 11	117 02:48.650 Louis PARKIN	130 02:48.140 John WISEMAN
ROW 10	125 02:37.730 Craig MCWILLIAM	120 02:37.170 Bill ROSTEN
ROW 9	131 02:35.100 Dennis JOHNSON	210 02:34.810 Wilfred CAWLEY
ROW 8	43 02:32.180 Michael NEW	114 02:31.060 Justin MAEERS
ROW 7	115 02:30.840 Robin LIGHTWOOD	78 02:30.830 Weston MITCHELL
ROW 6	97 02:29.960 John DUFFIN	48 02:23.880 Edie GIBBS
ROW 5	90 02:21.830 Adam GENTILLI	110 02:21.710 Archie BULLETT
ROW 4	174 02:20.230 Ben BAYLISS	83 02:19.510 Iain ROCHE
ROW 3	65 02:19.190 Paul WESTON	196 02:18.120 David GOLDSPIK
ROW 2	60 02:18.000 Mark WALKER	67 02:17.210 Dominic HALL
ROW 1	64 02:16.180 David JOHNSON	77 02:12.990 Robert MOORE

POLE

BOLZANO TROPHY RACE FOR SLOWER FRAZER NASH/GN CARS

LAP TIMES - RACE 4

43	Michael NEW										
	Lap	1	2	3	4	5	6	7	8	9	10
	1	2:39.61	2:32.80	2:36.59	2:32.09	2:33.00	2:32.15	2:38.15			
48	Eddie GIBBS										
	Lap	1	2	3	4	5	6	7	8	9	10
	1	2:26.37	2:20.04	2:23.83	2:20.59	2:21.41	2:21.06	2:26.75			
57	Tim HARRISON										
	Lap	1	2	3	4	5	6	7	8	9	10
	1	2:54.29	2:46.86	2:46.65	2:48.96	2:45.14	2:44.24				
60	Mark WALKER										
	Lap	1	2	3	4	5	6	7	8	9	10
	1	2:26.46	2:14.31	2:12.79	2:11.92	2:14.92	2:13.90	2:11.99			
64	David JOHNSON										
	Lap	1	2	3	4	5	6	7	8	9	10
	1	2:22.08	2:13.69	2:14.44	2:15.08	2:15.25	2:14.97	2:12.89			
65	Paul WESTON										
	Lap	1	2	3	4	5	6	7	8	9	10
	1	2:24.62	2:19.60	2:21.66	2:18.86	2:19.94	2:18.77	2:20.36			
67	Dominic HALL										
	Lap	1	2	3	4	5	6	7	8	9	10
	1	2:21.97	2:14.85	2:14.43	2:15.46	2:15.07	2:17.08	2:15.10			
70	Matt SHEPHERD										
	Lap	1	2	3	4	5	6	7	8	9	10
	1	3:07.79	3:02.63	3:10.92	3:18.52						
77	Robert MOORE										
	Lap	1	2	3	4	5	6	7	8	9	10
	1	2:19.35	2:13.02	2:15.14	2:16.03	2:13.00	2:15.62	2:13.05			
78	Weston MITCHELL										
	Lap	1	2	3	4	5	6	7	8	9	10
	1	2:37.72	2:33.46	2:34.10	2:27.49	2:28.84	2:51.53	2:42.74			
83	Iain ROCHE										
	Lap	1	2	3	4	5	6	7	8	9	10
	1	2:23.73	2:14.44	2:14.68	2:14.91	2:17.98	2:19.64	2:15.81			
90	Adam GENTILLI										
	Lap	1	2	3	4	5	6	7	8	9	10
	1	2:27.67	2:19.60	2:22.58	2:18.62	2:21.51	2:18.07	2:20.20			
91	Jim EDWARDS										
	Lap	1	2	3	4	5	6	7	8	9	10
	1	3:30.92	3:50.31	3:38.04	3:30.00	3:32.32					

97	John DUFFIN										
Lap	1	2	3	4	5	6	7	8	9	10	
1	2:39.95	2:32.42	2:34.23	2:34.50	2:31.91	2:33.30	2:38.94				
110	Archie BULLETT										
Lap	1	2	3	4	5	6	7	8	9	10	
1	2:26.18	2:18.84	2:19.43	2:20.31	2:19.21	2:20.74	2:19.38				
114	Justin MAEERS										
Lap	1	2	3	4	5	6	7	8	9	10	
1	2:29.86	2:50.52	2:29.28	2:32.27	2:25.78	2:27.03	2:27.82				
115	Robin LIGHTWOOD										
Lap	1	2	3	4	5	6	7	8	9	10	
1	2:37.32	2:33.72	2:35.63	2:31.74	2:25.37	2:28.05	2:28.72				
117	Louis PARKIN										
Lap	1	2	3	4	5	6	7	8	9	10	
1	2:49.76	2:44.85	2:43.60	2:43.98	2:44.55	2:47.24					
120	Bill ROSTEN										
Lap	1	2	3	4	5	6	7	8	9	10	
1	2:41.38	2:34.36	2:37.18	2:34.86	2:34.71	2:33.53	2:38.46				
122	Mark GROVES										
Lap	1	2	3	4	5	6	7	8	9	10	
1	3:31.15										
125	Craig MCWILLIAM										
Lap	1	2	3	4	5	6	7	8	9	10	
1	2:36.31	2:33.20	2:35.54	2:39.14	2:32.44	2:30.96	2:34.28				
128	Debra MAEERS										
Lap	1	2	3	4	5	6	7	8	9	10	
1	2:57.31	2:56.31	3:04.04	3:05.11	3:03.38	3:06.41					
129	Richard PARSONS										
Lap	1	2	3	4	5	6	7	8	9	10	
1	4:11.40										
130	John WISEMAN										
Lap	1	2	3	4	5	6	7	8	9	10	
1	2:46.01	2:42.99	2:44.14	2:39.46	2:41.35	2:42.10					
131	Dennis JOHNSON										
Lap	1	2	3	4	5	6	7	8	9	10	
1	2:34.90	2:33.93	2:34.64	2:34.72	2:33.70	2:33.30	2:38.64				
174	Ben BAYLISS										
Lap	1	2	3	4	5	6	7	8	9	10	
1	2:28.22	2:20.06	2:18.29	2:18.97	2:18.25	2:17.43	2:21.84				
196	David GOLDSPINK										
Lap	1	2	3	4	5	6	7	8	9	10	
1	2:24.04	2:13.42	2:13.69	2:15.67	2:15.23	2:20.16	2:13.66				

210 Wilfred CAWLEY

Lap	1	2	3	4	5	6	7	8	9	10
1	2:49.81	2:39.13	2:40.27	2:41.08	2:48.57	2:38.24				

269 Dougal CAWLEY

Lap	1	2	3	4	5	6	7	8	9	10
1	4:07.10	4:04.02	3:45.48	4:03.55						

Lap Chart

BOLZANO TROPHY RACE FOR SLOWER FRAZER NASH/GN CARS - RACE 4

Lap 1		Lap 2		Lap 3		Lap 4		Lap 5		Lap 6		Lap 7		Lap 8		Lap 9		Lap 10	
No	Time	No	Time	No	Time	No	Time	No	Time	No	Time	No	Time	No	Time	No	Time	No	Time
77	2:21.78	77	4:34.80	77	6:49.94	77	9:05.97	77	11:18.97	77	13:34.59	77	15:47.64						
64	2:24.36	64	4:38.05	64	6:52.49	64	9:07.57	64	11:22.82	64	13:37.79	60	15:49.85						
67	2:25.24	67	4:40.09	67	6:54.52	60	9:09.04	60	11:23.96	60	13:37.86	67	15:57.23						
196	2:28.60	196	4:42.02	196	6:55.71	67	9:09.98	67	11:25.05	67	13:42.13	196	16:00.43						
65	2:29.14	83	4:43.74	60	6:57.12	128	9:10.09 *1	196	11:26.61	130	13:44.97 *1	64	16:00.68						
83	2:29.30	60	4:44.33	83	6:58.42	196	9:11.38	57	11:28.88 *1	196	13:46.77	83	16:06.76						
60	2:30.02	65	4:48.74	65	7:10.40	83	9:13.33	83	11:31.31	210	13:50.69 *1	269	16:19.18 *3						
110	2:32.43	110	4:51.27	110	7:10.70	65	9:29.26	65	11:49.20	83	13:50.95	130	16:27.07 *1						
48	2:33.57	48	4:53.61	174	7:12.10	110	9:31.01	174	11:49.32	117	13:57.29 *1	65	16:28.33						
174	2:33.75	174	4:53.81	90	7:17.25	174	9:31.07	110	11:50.22	174	14:06.75	174	16:28.59						
90	2:35.07	90	4:54.67	48	7:17.44	70	9:34.84 *1	90	11:57.38	65	14:07.97	210	16:28.93 *1						
114	2:37.94	131	5:17.90	91	7:37.34 *1	90	9:35.87	48	11:59.44	110	14:10.96	110	16:30.34						
131	2:43.97	125	5:19.09	131	7:52.54	48	9:38.03	128	12:15.20 *1	57	14:14.02 *1	90	16:35.65						
125	2:45.89	78	5:19.59	78	7:53.69	78	10:21.18	269	12:15.63 *2	90	14:15.45	117	16:44.53 *1						
78	2:46.13	115	5:20.19	125	7:54.63	131	10:27.26	78	12:50.02	48	14:20.50	48	16:47.25						
115	2:46.47	97	5:20.80	97	7:55.03	115	10:27.56	115	12:52.93	91	14:45.38 *2	57	16:58.26 *1						
97	2:48.38	43	5:22.30	115	7:55.82	97	10:29.53	70	12:53.36 *1	128	15:18.58 *1	115	17:49.70						
43	2:49.50	120	5:26.00	114	7:57.74	114	10:30.01	114	12:55.79	115	15:20.98	114	17:50.64						
120	2:51.64	114	5:28.46	43	7:58.89	43	10:30.98	131	13:00.96	114	15:22.82	125	18:11.45						
130	2:57.03	130	5:40.02	120	8:03.18	125	10:33.77	97	13:01.44	131	15:34.26	131	18:12.90						
117	3:00.31	210	5:40.77	210	8:21.04	120	10:38.04	43	13:03.98	97	15:34.74	97	18:13.68						
210	3:01.64	117	5:45.16	130	8:24.16	210	11:02.12	125	13:06.21	43	15:36.13	43	18:14.28						
57	3:06.41	57	5:53.27	117	8:28.76	130	11:03.62	120	13:12.75	125	15:37.17	91	18:17.70 *2						
128	3:09.74	128	6:06.05	269	8:30.15 *1	117	11:12.74			78	15:41.55	78	18:24.29						
70	3:21.29	70	6:23.92	57	8:39.92	91	11:15.38 *1			120	15:46.28	120	18:24.74						
122	3:46.09											128	18:24.99 *1						
91	3:47.03																		
269	4:26.13																		
129	4:29.73																		



FAST HANDICAP RACE FOR PRE-WAR CARS

RESULT - RACE 5

Pl	No	Cl	Name	Car	Year	Laps	Time	Behind	MPH	Best Lap on	MPH
1	100		James POTTER	Riley Brooklands	1930	7	15:54.67		60.25	2:06.64	3 62.17
2	96		Charles GOLDSPINK	Frazer Nash Acedes	1927	7	15:55.62	0.95	57.67	2:12.33	5 59.50
3	7		Anthony SEBER	Wolseley Hornet Special	1935	7	15:56.31	1.64	65.86	1:57.02	6 67.28
4	15		Jim CATNACH	Riley Grebe	1933	7	15:56.36	1.69	58.24	2:11.97	7 59.66
5	8		Michael JAMES	Riley 12/4 Cotton Special	1937	7	15:56.61	1.94	68.72	1:52.57	6 69.94
6	49		Paul BAKER	Frazer Nash Sports	1934	7	15:56.92	2.25	60.11	2:06.09	7 62.44
7	61		Tammo VOIGT	Riley Special	1935	7	16:00.64	5.97	57.97	2:12.80	7 59.29
8	32		Alexander HEWITSON	Riley 12/4 Special	1937	7	16:12.29	17.62	64.78	1:59.54	4 65.86
9	50		Dennis BINGHAM	Riley Falcon Special	1935	7	16:12.58	17.91	59.10	2:10.52	7 60.32
10	31		William LAKE	Aston Martin Speed	1937	7	16:25.06	30.39	60.23	2:05.16	4 62.91
11	33		Richard LAKE	Aston Martin 15/98 Speed	1937	7	16:28.77	34.10	58.71	2:09.94	5 60.59
12	58		Nick HAYWARD-COOK	Riley Special	1937	7	16:34.58	39.91	56.55	2:16.63	2 57.62
13	66		Ian BALMFORTH	Frazer Nash Semmence Sp	1937	7	16:43.57	48.90	59.67	2:08.71	4 61.17
14	137		Thomas OZANNE	Aston Martin Speed Ulster	1938	7	17:55.19	2:00.52	52.23	2:24.32	4 54.55

Fastest Lap

8 Michael JAMES Riley 12/4 Cotton Special 1937 1:52.57 6 69.94

Weather / Track :

Start Time : 15:16

Cadwell Park

Printed : 18 Jun 23 15:36

Clerk of Course:

Time Issued:

Chief Timekeeper: Anthony Smith

RACE NUMBER 5: 7 LAPS

Drop Number	Grid Row	Cars are shown with their number of credit laps ie how many laps they will start with.			Secs
7	9			66	1.20
6	8			31	1.10
5	7			33	0.50
4	6	50		49	0.40
	5		100	8	
3	4	58		137	0.20
2	3		61	15	0.10
1	2	96		63	0.00
	1		7	32	

Front Of Grid

Issue No 1

The following cars will race for 8 laps: 7,8,and 32

Signed Handicapper

CoC

Issued at

18 Jun 2023 12:29

FAST HANDICAP RACE FOR PRE-WAR CARS

LAP TIMES - RACE 5

7	Anthony SEBER										
	Lap	1	2	3	4	5	6	7	8	9	10
	1	1:58.17	1:58.36	2:01.93	1:58.44	1:57.02	1:59.07	1:58.01			
8	Michael JAMES										
	Lap	1	2	3	4	5	6	7	8	9	10
	1	1:54.36	1:52.87	1:53.45	1:52.60	1:52.57	1:54.98	1:54.60			
15	Jim CATNACH										
	Lap	1	2	3	4	5	6	7	8	9	10
	1	2:21.89	2:14.25	2:14.13	2:13.03	2:14.93	2:12.22	2:11.97			
31	William LAKE										
	Lap	1	2	3	4	5	6	7	8	9	10
	1	2:14.54	2:07.53	2:06.99	2:05.16	2:07.82	2:11.96	2:14.33			
32	Alexander HEWITSON										
	Lap	1	2	3	4	5	6	7	8	9	10
	1	2:00.58	2:00.08	1:59.54	2:00.85	2:00.32	2:01.46	2:01.51			
33	Richard LAKE										
	Lap	1	2	3	4	5	6	7	8	9	10
	1	2:16.54	2:12.85	2:11.78	2:11.23	2:09.94	2:11.83	2:18.78			
49	Paul BAKER										
	Lap	1	2	3	4	5	6	7	8	9	10
	1	2:21.84	2:09.38	2:09.77	2:08.18	2:08.48	2:06.80	2:06.09			
50	Dennis BINGHAM										
	Lap	1	2	3	4	5	6	7	8	9	10
	1	2:16.60	2:11.52	2:12.63	2:11.60	2:11.29	2:12.23	2:10.52			
58	Nick HAYWARD-COOK										
	Lap	1	2	3	4	5	6	7	8	9	10
	1	2:22.25	2:16.63	2:16.75	2:18.16	2:17.58	2:20.65	2:18.26			
61	Tammo VOIGT										
	Lap	1	2	3	4	5	6	7	8	9	10
	1	2:21.33	2:14.19	2:16.54	2:13.23	2:13.54	2:15.08	2:12.80			
66	Ian BALMFORTH										
	Lap	1	2	3	4	5	6	7	8	9	10
	1	2:15.19	2:10.75	2:11.75	2:08.71	2:09.94	2:10.32	2:09.59			
96	Charles GOLDSPINK										
	Lap	1	2	3	4	5	6	7	8	9	10
	1	2:26.93	2:17.74	2:14.63	2:14.49	2:12.33	2:12.99	2:12.83			
100	James POTTER										
	Lap	1	2	3	4	5	6	7	8	9	10
	1	2:21.70	2:07.98	2:06.64	2:07.72	2:07.15	2:07.59	2:10.12			

137 Thomas OZANNE

Lap	1	2	3	4	5	6	7	8	9	10
1	2:42.64	2:29.35	2:27.77	2:24.32	2:28.94	2:27.51	2:27.74			

Lap Chart

FAST HANDICAP RACE FOR PRE-WAR CARS - RACE 5

Lap 1		Lap 2		Lap 3		Lap 4		Lap 5		Lap 6		Lap 7		Lap 8		Lap 9		Lap 10	
No	Time	No	Time	No	Time	No	Time	No	Time	No	Time	No	Time	No	Time	No	Time	No	Time
96	2:30.61	96	4:48.35	96	7:02.98	15	9:17.24	96	11:29.80	96	13:42.79	100	15:54.67						
61	2:35.26	61	4:49.45	15	7:04.21	96	9:17.47	15	11:32.17	15	13:44.39	96	15:55.62						
15	2:35.83	15	4:50.08	61	7:05.99	61	9:19.22	61	11:32.76	100	13:44.55	7	15:56.31						
58	2:46.55	58	5:03.18	58	7:19.93	100	9:29.81	100	11:36.96	61	13:47.84	15	15:56.36						
50	3:02.79	50	5:14.31	100	7:22.09	49	9:35.55	49	11:44.03	49	13:50.83	8	15:56.61						
100	3:07.47	100	5:15.45	50	7:26.94	58	9:38.09	50	11:49.83	7	13:58.30	49	15:56.92						
49	3:08.22	49	5:17.60	49	7:27.37	50	9:38.54	58	11:55.67	8	14:02.01	61	16:00.64						
137	3:09.56	33	5:25.21	33	7:36.99	33	9:48.22	33	11:58.16	50	14:02.06	32	16:12.29						
33	3:12.36	31	5:38.80	31	7:45.79	31	9:50.95	31	11:58.77	33	14:09.99	50	16:12.58						
31	3:31.27	137	5:38.91	7	8:03.77	7	10:02.21	7	11:59.23	31	14:10.73	31	16:25.06						
66	3:42.51	66	5:53.26	66	8:05.01	32	10:09.00	8	12:07.03	32	14:10.78	33	16:28.77						
7	4:03.48	7	6:01.84	137	8:06.68	66	10:13.72	32	12:09.32	58	14:16.32	58	16:34.58						
32	4:08.53	32	6:08.61	32	8:08.15	8	10:14.46	66	12:23.66	66	14:33.98	66	16:43.57						
8	4:35.54	8	6:28.41	8	8:21.86	137	10:31.00	137	12:59.94	137	15:27.45	137	17:55.19						



SPERO, VOITURETTE & HISTORIC AUSTIN 7s TROPHIES RACE

RESULT - RACE 6

Pl	No	Cl	Name	Car	Year	Laps	Time	Behind	MPH	Best Lap on	MPH
1	201		Christian PEDERSEN	Austin 7 Special	1932	8	15:59.08		65.67	1:56.49	3 67.59
2	52		Matthew MOORE	Austin 7 Ulster	1930	8	17:42.75	1:43.67	59.27	2:09.20	7 60.94
3	221		Charles PLAIN-JONES	Austin 7 Cowley Special	1932	7	16:00.81	1 Lap	57.36	2:13.21	6 59.10
4	85		John MOSS	Austin Seven Sports	1933	7	16:09.33	1 Lap	56.86	2:15.38	7 58.16
5	101		David HUBBLE	Austin 7	1937	7	16:14.06	1 Lap	56.58	2:16.46	4 57.70 *
6	11		James MILES	Austin 7 Special	1936	7	16:14.96	1 Lap	56.53	2:16.09	4 57.85
7	71		George SCHOLEY	Austin Ulster	1931	7	17:12.86	1 Lap	53.36	2:23.11	3 55.02
8	109		William MARSH	Austin 7 Ulster	1929	7	17:37.02	1 Lap	52.14	2:24.17	4 54.61
9	198		Nick LESTON	Austin 7 Special	1930/34	7	18:01.43	1 Lap	50.96	2:29.55	2 52.65
10	124		Robert BARBET	Austin 7	1934/36	6	16:00.33	2 Laps	49.19	2:35.83	5 50.52
Not-Classified											
	134		Gregan THRUSTON	Austin 7 Special	1932	7	15:32.91	DNF	59.08	2:09.18	5 60.95
	161		Simon GALLON	Austin 7		1	2:12.42	DNF	59.46	2:09.33	1 60.88
	140		Tim MYALL	Austin 7		1	2:35.13	DNF	50.75	2:28.95	1 52.86
	111		Wilfred CAWLEY	Austin 7 Special	1925	0		Starter			
	139		Derren D'ARCHAMBAUD	Austin 7 Sports	1936	0		Starter			
	26		Archie WATERFIELD	Austin 7	1934	0		Starter			
	555		Matthew EDWARDS	Austin 7	1932	0		Starter			

Fastest Lap

201	Christian PEDERSEN	Austin 7 Special	1932	1:56.49	3 67.59
-----	--------------------	------------------	------	---------	---------

Weather / Track :

Start Time : 15:48

Cadwell Park

*** = handicap winner

Printed : 18 Jun 23 16:08

Clerk of Course:

Time Issued:

Chief Timekeeper: Anthony Smith

RACE GRID

SPERO, VOITURETTE & HISTORIC AUSTIN 7s TROPHIES RACE

RACE 6

ROW 10		
ROW 9	139 Derren D'ARCHAMBAUD	109 02:41.000 William MARSH
ROW 8	124 02:35.210 Robert BARBET	134 02:32.660 Gregan THRUSTON
ROW 7	111 02:24.130 Wilfred CAWLEY	3 02:24.090 Teifion SALISBURY
ROW 6	71 02:23.780 George SCHOLEY	140 02:23.270 Tim MYALL
ROW 5	85 02:20.900 John MOSS	555 02:20.740 Matthew EDWARDS
ROW 4	101 02:19.590 David HUBBLE	198 02:19.440 Nick LESTON
ROW 3	11 02:17.920 James MILES	221 02:14.660 Charles PLAIN-JONES
ROW 2	52 02:09.460 Matthew MOORE	161 02:04.560 Simon GALLON
ROW 1	26 01:59.650 Archie WATERFIELD	201 01:54.740 Christian PEDERSEN

POLE

SPERO, VOITURETTE & HISTORIC AUSTIN 7s TROPHIES RACE

LAP TIMES - RACE 6

11	James MILES										
	Lap	1	2	3	4	5	6	7	8	9	10
	1	2:20.45	2:18.59	2:20.19	2:16.09	2:17.81	2:17.00	2:20.95			
52	Matthew MOORE										
	Lap	1	2	3	4	5	6	7	8	9	10
	1	2:21.44	2:19.22	2:10.87	2:09.92	2:09.27	2:09.92	2:09.20	2:09.46		
71	George SCHOLEY										
	Lap	1	2	3	4	5	6	7	8	9	10
	1	2:31.01	2:29.09	2:23.11	2:24.19	2:26.22	2:26.52	2:25.88			
85	John MOSS										
	Lap	1	2	3	4	5	6	7	8	9	10
	1	2:23.41	2:17.29	2:18.58	2:15.84	2:16.26	2:17.32	2:15.38			
101	David HUBBLE										
	Lap	1	2	3	4	5	6	7	8	9	10
	1	2:23.94	2:18.30	2:16.93	2:16.46	2:17.49	2:16.89	2:18.94			
109	William MARSH										
	Lap	1	2	3	4	5	6	7	8	9	10
	1	2:43.87	2:33.06	2:24.88	2:24.17	2:24.98	2:29.58	2:28.29			
124	Robert BARBET										
	Lap	1	2	3	4	5	6	7	8	9	10
	1	2:45.01	2:38.73	2:39.12	2:37.93	2:35.83	2:36.13				
134	Gregan THRUSTON										
	Lap	1	2	3	4	5	6	7	8	9	10
	1	2:20.11	2:15.77	2:12.88	2:09.98	2:09.18	2:10.00	2:09.23			
140	Tim MYALL										
	Lap	1	2	3	4	5	6	7	8	9	10
	1	2:28.95									
161	Simon GALLON										
	Lap	1	2	3	4	5	6	7	8	9	10
	1	2:09.33									
198	Nick LESTON										
	Lap	1	2	3	4	5	6	7	8	9	10
	1	2:32.35	2:29.55	2:30.72	2:33.32	2:36.97	2:36.76	2:36.75			
201	Christian PEDERSEN										
	Lap	1	2	3	4	5	6	7	8	9	10
	1	2:04.72	1:58.57	1:56.49	1:59.94	2:00.40	1:57.01	1:56.49	2:03.05		
221	Charles PLAIN-JONES										
	Lap	1	2	3	4	5	6	7	8	9	10
	1	2:23.43	2:16.90	2:18.15	2:13.46	2:14.19	2:13.21	2:17.84			

Lap Chart

SPERO, VOITURETTE & HISTORIC AUSTIN 7s TROPHIES RACE - RACE 6

Lap 1		Lap 2		Lap 3		Lap 4		Lap 5		Lap 6		Lap 7		Lap 8		Lap 9		Lap 10		
No	Time	No	Time	No	Time	No	Time	No	Time	No	Time	No	Time	No	Time	No	Time	No	Time	
201	2:07.13	201	4:05.70	201	6:02.19	201	8:02.13	201	10:02.53	201	11:59.54	201	13:56.03	201	15:59.08					
161	2:12.42	134	4:41.64	134	6:54.52	124	8:10.44 *1	198	10:10.95 *1	71	12:20.46 *1	71	14:46.98 *1	124	16:00.33 *2					
11	2:24.33	11	4:42.92	52	6:54.98	134	9:04.50	109	10:14.17 *1	109	12:39.15 *1	109	15:08.73 *1	221	16:00.81 *1					
52	2:24.89	221	4:43.96	221	7:02.11	52	9:04.90	124	10:48.37 *1	198	12:47.92 *1	198	15:24.68 *1	85	16:09.33 *1					
134	2:25.87	52	4:44.11	11	7:03.11	221	9:15.57	134	11:13.68	134	13:23.68	134	15:32.91	101	16:14.06 *1					
221	2:27.06	85	4:45.95	101	7:04.28	11	9:19.20	52	11:14.17	52	13:24.09	52	15:33.29	11	16:14.96 *1					
85	2:28.66	101	4:47.35	85	7:04.53	85	9:20.37	221	11:29.76	124	13:24.20 *1			71	17:12.86 *1					
101	2:29.05	198	5:06.91	71	7:30.05	101	9:20.74	85	11:36.63	221	13:42.97			109	17:37.02 *1					
140	2:35.13	71	5:06.94	198	7:37.63	71	9:54.24	11	11:37.01	85	13:53.95			52	17:42.75					
198	2:37.36	109	5:25.12	109	7:50.00			101	11:38.23	11	13:54.01			198	18:01.43 *1					
71	2:37.85	124	5:31.32							101	13:55.12									
109	2:52.06																			
124	2:52.59																			



HISTORIC SEAMAN & FLOCKHART TROPHIES RACE

RESULT - RACE 7

Pl	No	Cl	Name	Car	Year	Laps	Time	Behind	MPH	Best Lap on	MPH
1	6		Charlie MARTIN	Cooper-Climax T51	1960	12	20:45.54		75.85	1:41.39	3 77.65
2	1		Mark GILLIES	Cooper T53	1960	12	20:55.61	10.07	75.25	1:42.76	8 76.62
3	611		Ben MAEERS	Cooper Monaco T49		12	21:50.17	1:04.63	72.11	1:46.46	7 73.95
4	9		Frederick HARPER	Kurtis Indy Roadster	1957	12	22:21.16	1:35.62	70.45	1:47.81	6 73.03
5	12		Ian BAXTER	Alta 61 I.S. Single Seat	1937	12	22:21.41	1:35.87	70.43	1:49.20	2 72.10
6	162		Graham BARRON	Gemini Mk2		11	21:28.29	1 Lap	67.22	1:52.44	3 70.02
7	247		Brian JOLLIFFE	Cooper T45	1958	11	22:17.43	1 Lap	64.75	1:54.11	6 69.00
8	166		Tony PEARSON	Bandini	1960	10	22:11.01	2 Laps	59.15	2:10.63	2 60.27 *
9	17		Roland WETTSTEIN	K3 (Parnell)	1933	10	22:36.80	2 Laps	58.03	2:11.74	8 59.76
<u>Not-Classified</u>											
	53		Tom WATERFIELD	Cooper-Climax T53	1960	9	15:36.41	DNF	75.67	1:41.38	2 77.66
	16		Jonathan COBB	Cooper Bristol	1955	3	5:48.55	DNF	67.77	1:51.40	2 70.68
<u>Fastest Lap</u>											
	53		Tom WATERFIELD	Cooper-Climax T53	1960					1:41.38	2 77.66

Weather / Track :

Start Time : 16:21

Cadwell Park

*** = handicap winner

Printed : 18 Jun 23 16:45

Clerk of Course:

Time Issued:

Chief Timekeeper: Anthony Smith


RACE GRID

HISTORIC SEAMAN & FLOCKHART TROPHIES RACE

RACE 7

ROW 6	17 02:16.380 Roland WETTSTEIN	166 02:07.920 Tony PEARSON
ROW 5	138 02:04.210 Gary THOMAS	162 01:54.560 Graham BARRON
ROW 4	247 01:53.560 Brian JOLLIFFE	16 01:51.380 Jonathan COBB
ROW 3	9 01:49.850 Frederick HARPER	12 01:49.270 Ian BAXTER
ROW 2	611 01:48.920 Ben MAEERS	1 01:45.310 Mark GILLIES
ROW 1	6 01:42.680 Charlie MARTIN	53 01:40.870 Tom WATERFIELD

POLE



HISTORIC SEAMAN & FLOCKHART TROPHIES RACE

LAP TIMES - RACE 7

1 Mark GILLIES

Lap	1	2	3	4	5	6	7	8	9	10
1	1:48.02	1:43.08	1:43.41	1:44.14	1:48.22	1:44.53	1:43.36	1:42.76	1:43.11	1:44.76
11	1:43.43	1:43.67								

6 Charlie MARTIN

Lap	1	2	3	4	5	6	7	8	9	10
1	1:46.54	1:42.42	1:41.39	1:43.15	1:43.84	1:41.92	1:44.41	1:43.27	1:45.56	1:42.03
11	1:43.19	1:45.40								

9 Frederick HARPER

Lap	1	2	3	4	5	6	7	8	9	10
1	1:54.45	1:50.24	1:50.78	1:50.35	1:50.11	1:47.81	1:47.86	1:48.26	1:49.12	1:57.54
11	1:57.15	1:53.33								

12 Ian BAXTER

Lap	1	2	3	4	5	6	7	8	9	10
1	1:52.21	1:49.20	1:50.86	1:53.28	1:50.76	1:50.30	1:52.43	1:51.22	1:50.88	1:52.71
11	1:51.39	1:52.39								

16 Jonathan COBB

Lap	1	2	3	4	5	6	7	8	9	10
1	1:56.82	1:51.40	1:55.71							

17 Roland WETTSTEIN

Lap	1	2	3	4	5	6	7	8	9	10
1	2:22.02	2:14.17	2:15.44	2:14.75	2:16.08	2:12.00	2:13.61	2:11.74	2:15.28	2:14.28

53 Tom WATERFIELD

Lap	1	2	3	4	5	6	7	8	9	10
1	1:46.52	1:41.38	1:43.30	1:42.14	1:45.97	1:41.43	1:42.84	1:42.48	1:48.13	

162 Graham BARRON

Lap	1	2	3	4	5	6	7	8	9	10
1	1:57.79	1:52.45	1:52.44	1:52.67	1:53.13	1:55.56	1:53.86	2:14.08	1:59.08	1:57.33
11	1:55.25									

166 Tony PEARSON

Lap	1	2	3	4	5	6	7	8	9	10
1	2:14.66	2:10.63	2:11.65	2:13.17	2:11.80	2:12.59	2:15.13	2:12.09	2:10.76	2:12.27

247 Brian JOLLIFFE

Lap	1	2	3	4	5	6	7	8	9	10
1	2:38.08	1:55.94	1:59.36	2:02.22	1:57.85	1:54.11	1:55.22	1:55.25	1:56.52	1:56.91
11	1:56.15									

611 Ben MAEERS

Lap	1	2	3	4	5	6	7	8	9	10
1	1:55.51	1:50.30	1:48.21	1:48.55	1:47.50	1:48.00	1:46.46	1:46.92	1:48.38	1:49.01
11	1:49.03	1:48.44								

Lap Chart

HISTORIC SEAMAN & FLOCKHART TROPHIES RACE - RACE 7

Lap 1		Lap 2		Lap 3		Lap 4		Lap 5		Lap 6		Lap 7		Lap 8		Lap 9		Lap 10	
No	Time	No	Time	No	Time	No	Time	No	Time	No	Time	No	Time	No	Time	No	Time	No	Time
53	1:48.74	53	3:30.12	6	5:12.77	53	6:55.56	6	8:39.76	6	10:21.68	53	12:05.80	53	13:48.28	6	15:34.92	6	17:16.95
6	1:48.96	6	3:31.38	53	5:13.42	6	6:55.92	53	8:41.53	53	10:22.96	6	12:06.09	6	13:49.36	166	15:35.89 *2	1	17:28.51
1	1:51.14	1	3:34.22	1	5:17.63	17	6:59.06 *1	247	8:45.42 *1	1	10:34.52	1	12:17.88	1	14:00.64	53	15:36.41	162	17:35.71 *1
12	1:55.99	12	3:45.19	12	5:36.05	1	7:01.77	1	8:49.99	247	10:43.27 *1	247	12:37.38 *1	247	14:32.60 *1	162	15:36.63 *1	166	17:47.98 *2
9	1:58.61	9	3:48.85	611	5:37.88	611	7:26.43	166	8:56.37 *1	611	11:01.93	611	12:48.39	611	14:35.31	1	15:43.75	17	18:07.24 *2
611	1:59.37	611	3:49.67	9	5:39.63	12	7:29.33	17	9:13.81 *1	9	11:07.90	9	12:55.76	9	14:44.02	17	15:55.50 *2	611	18:12.70
16	2:01.44	16	3:52.84	162	5:47.33	9	7:29.98	611	9:13.93	166	11:08.17 *1	12	13:02.82	12	14:54.04	611	16:23.69	247	18:24.37 *1
162	2:02.44	162	3:54.89	16	5:48.55	162	7:40.00	12	9:20.09	12	11:10.39	166	13:20.76 *1			247	16:27.85 *1	9	18:30.68
166	2:20.92	166	4:31.55	166	6:43.20			9	9:20.09	162	11:28.69	162	13:22.55			9	16:33.14	12	18:37.63
17	2:29.45	17	4:43.62	247	6:43.20			162	9:33.13	17	11:29.89 *1	17	13:41.89 *1			12	16:44.92		
247	2:47.90	247	4:43.84																

Lap Chart

HISTORIC SEAMAN & FLOCKHART TROPHIES RACE - RACE 7

Lap 11		Lap 12		Lap 13		Lap 14		Lap 15		Lap 16		Lap 17		Lap 18		Lap 19		Lap 20	
No	Time	No	Time	No	Time	No	Time	No	Time	No	Time	No	Time	No	Time	No	Time	No	Time
6	19:00.14	6	20:45.54																
1	19:11.94	1	20:55.61																
162	19:33.04 *1	162	21:28.29 *1																
166	19:58.74 *2	611	21:50.17																
611	20:01.73	166	22:11.01 *2																
247	20:21.28 *1	247	22:17.43 *1																
17	20:22.52 *2	9	22:21.16																
9	20:27.83	12	22:21.41																
12	20:29.02	17	22:36.80 *2																



JOE FRAZER-NASH TROPHY RACE FOR FASTER FRAZER NASH /GN CARS

RESULT - RACE 8

Pl	No	Cl	Name	Car	Year	Laps	Time	Behind	MPH	Best Lap on	MPH
1	5		Patrick BLAKENEY-EDWARDS	Frazer Nash Super Sports	1930	8	15:27.39		67.92	1:54.29	6 68.89
2	38		Andrew SMITH	Frazer Nash Super Sports	1926/29	8	16:01.35	33.96	65.52	1:57.98	8 66.73
3	121		Edward WILLIAMS	Frazer Nash SS Racer	1929/35	8	16:05.43	38.04	65.24	1:55.96	5 67.90
4	39		Jeremy BREWSTER	Frazer Nash Maurice Geog	1928	8	16:19.93	52.54	64.28	2:00.36	7 65.41
5	44		David WYLIE	Frazer Nash Acedes	1928	8	16:28.72	1:01.33	63.70	2:01.34	3 64.89
6	22		Tom WATERFIELD	GN Harlequin	1922/28	8	16:37.55	1:10.16	63.14	2:02.23	2 64.41
7	41		Jo BLAKENEY-EDWARDS	Frazer Nash Super Sports	1929	8	17:15.86	1:48.47	60.81	2:07.60	3 61.70 *
8	49		Paul BAKER	Frazer Nash Sports	1934	8	17:19.07	1:51.68	60.62	2:06.66	8 62.16
9	82		Weston MITCHELL	Frazer Nash Falcon	1930	7	15:29.12	1 Lap	59.32	2:09.97	7 60.58
10	18		Andrew FRANK	AC/GN Beetle	1922/28	7	15:36.57	1 Lap	58.84	2:07.10	5 61.94
11	73		Winston TEAGUE	Frazer Nash Falcon	1931	7	15:36.96	1 Lap	58.82	2:10.99	3 60.11
12	47		Charles GILLET	Frazer Nash TT Rep	1932	7	15:53.43	1 Lap	57.80	2:12.34	6 59.49
13	74		Jim BAYLISS	Frazer Nash TT Replica	1935	7	16:08.66	1 Lap	56.90	2:15.24	7 58.22
14	96		Charles GOLDSPINK	Frazer Nash Acedes	1927	7	16:58.52	1 Lap	54.11	2:21.24	7 55.74
Not-Classified											
14			Chris CHILCOTT	Frazer Nash Fast Tourer	1926/30	6	12:37.62	DNF	62.35	2:03.36	4 63.82
40			Simon BLAKENEY-EDWARDS	Frazer Nash Super Sports	1929	6	12:59.22	DNF	60.62	2:06.72	4 62.13
69			Dougal CAWLEY	GN/Ford Piglet	1929	4	8:20.29	DNF	62.95	2:02.50	4 64.27
66			Ian BALMFORTH	Frazer Nash Semmence Sp	1937	3	6:38.09	DNF	59.33	2:06.82	3 62.08
136			James BAXTER	AC/GN Cognac	1925	0		Starter			
29			Clive FIDGEON	Frazer Nash TT Replica	1932	0		Starter			

Fastest Lap

5	Patrick BLAKENEY-EDWARDS	Frazer Nash Super Sports	1930	1:54.29	6 68.89
---	--------------------------	--------------------------	------	---------	---------

Weather / Track :

Start Time : 16:56

Cadwell Park

*** = handicap winner

Printed : 18 Jun 23 17:14

Clerk of Course:

Time Issued:

Chief Timekeeper: Anthony Smith



RACE GRID




JOE FRAZER-NASH TROPHY RACE FOR FASTER FRAZER NASH /GN CARS

RACE 8

ROW 12			
ROW 11			47 02:20.250 Charles GILLETT
ROW 10	74 02:19.540 Jim BAYLISS		96 02:19.420 Charles GOLDSPINK
ROW 9		73 02:13.680 Winston TEAGUE	82 02:11.160 Weston MITCHELL
ROW 8	49 02:10.510 Paul BAKER		30 02:06.690 Adam SMITH
ROW 7		40 02:05.520 Simon BLAKENEY-EDW	18 02:05.480 Andrew FRANK
ROW 6	41 02:05.160 Jo BLAKENEY-EDWARD		66 02:04.970 Ian BALMFORTH
ROW 5		29 02:04.770 Clive FIDGEON	14 02:04.300 Chris CHILCOTT
ROW 4	44 02:04.270 David WYLIE		39 02:03.610 Jeremy BREWSTER
ROW 3		69 02:02.600 Dougal CAWLEY	22 01:59.630 Tom WATERFIELD
ROW 2	38 01:58.290 Andrew SMITH		121 01:56.520 Edward WILLIAMS
ROW 1		5 01:54.640 Patrick BLAKENEY-EDW	136 01:51.050 James BAXTER

POLE



JOE FRAZER-NASH TROPHY RACE FOR FASTER FRAZER NASH /GN CARS

LAP TIMES - RACE 8

5	Patrick BLAKENEY-EDWARDS										
	Lap	1	2	3	4	5	6	7	8	9	10
	1	1:59.53	1:55.22	1:54.51	1:55.05	1:56.21	1:54.29	1:55.30	1:54.98		
14	Chris CHILCOTT										
	Lap	1	2	3	4	5	6	7	8	9	10
	1	2:10.95	2:05.26	2:03.79	2:03.36	2:04.00	2:04.73				
18	Andrew FRANK										
	Lap	1	2	3	4	5	6	7	8	9	10
	1	2:19.66	2:23.41	2:10.30	2:13.99	2:07.10	2:07.41	2:07.58			
22	Tom WATERFIELD										
	Lap	1	2	3	4	5	6	7	8	9	10
	1	2:08.77	2:02.23	2:05.70	2:04.05	2:04.07	2:03.65	2:02.59	2:02.30		
38	Andrew SMITH										
	Lap	1	2	3	4	5	6	7	8	9	10
	1	2:02.41	1:59.67	1:59.83	2:00.36	2:00.74	1:58.10	1:59.03	1:57.98		
39	Jeremy BREWSTER										
	Lap	1	2	3	4	5	6	7	8	9	10
	1	2:05.14	2:03.08	2:01.90	2:02.01	2:00.85	2:00.60	2:00.36	2:01.34		
40	Simon BLAKENEY-EDWARDS										
	Lap	1	2	3	4	5	6	7	8	9	10
	1	2:16.19	2:08.10	2:06.76	2:06.72	2:07.23	2:07.62				
41	Jo BLAKENEY-EDWARDS										
	Lap	1	2	3	4	5	6	7	8	9	10
	1	2:12.90	2:08.02	2:07.60	2:08.36	2:08.14	2:07.76	2:08.57	2:08.37		
44	David WYLIE										
	Lap	1	2	3	4	5	6	7	8	9	10
	1	2:06.93	2:03.33	2:01.34	2:01.93	2:02.05	2:03.28	2:03.04	2:02.44		
47	Charles GILLETT										
	Lap	1	2	3	4	5	6	7	8	9	10
	1	2:21.36	2:13.69	2:15.88	2:14.46	2:13.63	2:12.34	2:12.80			
49	Paul BAKER										
	Lap	1	2	3	4	5	6	7	8	9	10
	1	2:17.11	2:09.07	2:07.05	2:09.74	2:08.06	2:07.09	2:07.13	2:06.66		
66	Ian BALMFORTH										
	Lap	1	2	3	4	5	6	7	8	9	10
	1	2:17.04	2:08.00	2:06.82							
69	Dougal CAWLEY										
	Lap	1	2	3	4	5	6	7	8	9	10
	1	2:05.71	2:04.59	2:03.86	2:02.50						

73	Winston TEAGUE										
	Lap	1	2	3	4	5	6	7	8	9	10
	1	2:20.33	2:11.06	2:10.99	2:11.32	2:12.03	2:11.14	2:11.92			

74	Jim BAYLISS										
	Lap	1	2	3	4	5	6	7	8	9	10
	1	2:23.19	2:15.42	2:16.88	2:16.56	2:16.59	2:16.04	2:15.24			

82	Weston MITCHELL										
	Lap	1	2	3	4	5	6	7	8	9	10
	1	2:18.34	2:10.25	2:10.63	2:10.18	2:11.32	2:10.33	2:09.97			

96	Charles GOLDSPINK										
	Lap	1	2	3	4	5	6	7	8	9	10
	1	2:29.74	2:22.88	2:22.71	2:22.23	2:23.19	2:24.14	2:21.24			

121	Edward WILLIAMS										
	Lap	1	2	3	4	5	6	7	8	9	10
	1	2:11.63	1:57.91	1:58.37	1:57.11	1:55.96	1:57.05	1:56.91	1:57.65		

Lap Chart

JOE FRAZER-NASH TROPHY RACE FOR FASTER FRAZER NASH /GN CARS - RACE 8

Lap 1		Lap 2		Lap 3		Lap 4		Lap 5		Lap 6		Lap 7		Lap 8		Lap 9		Lap 10	
No	Time	No	Time	No	Time	No	Time	No	Time	No	Time	No	Time	No	Time	No	Time	No	Time
5	2:01.83	5	3:57.05	5	5:51.56	5	7:46.61	5	9:42.82	5	11:37.11	5	13:32.41	5	15:27.39				
38	2:05.64	38	4:05.31	38	6:05.14	38	8:05.50	96	9:49.95 *1	74	11:37.38 *1	47	13:40.63 *1	82	15:29.12 *1				
69	2:09.34	39	4:12.87	39	6:14.77	39	8:16.78	38	10:06.24	38	12:04.34	74	13:53.42 *1	18	15:36.57 *1				
39	2:09.79	69	4:13.93	44	6:15.98	121	8:17.86	121	10:13.82	121	12:10.87	38	14:03.37	73	15:36.96 *1				
44	2:11.31	44	4:14.64	69	6:17.79	44	8:17.91	39	10:17.63	96	12:13.14 *1	121	14:07.78	47	15:53.43 *1				
22	2:12.96	22	4:15.19	121	6:20.75	69	8:20.29	44	10:19.96	39	12:18.23	39	14:18.59	38	16:01.35				
14	2:16.48	14	4:21.74	22	6:20.89	22	8:24.94	22	10:29.01	44	12:23.24	44	14:26.28	121	16:05.43				
41	2:19.04	121	4:22.38	14	6:25.53	14	8:28.89	14	10:32.89	22	12:32.66	22	14:35.25	74	16:08.66 *1				
40	2:22.79	41	4:27.06	41	6:34.66	41	8:43.02	41	10:51.16	14	12:37.62	96	14:37.28 *1	39	16:19.93				
66	2:23.27	40	4:30.89	40	6:37.65	40	8:44.37	40	10:51.60	41	12:58.92	41	15:07.49	44	16:28.72				
49	2:24.27	66	4:31.27	66	6:38.09	49	8:50.13	49	10:58.19	40	12:59.22	49	15:12.41	22	16:37.55				
121	2:24.47	49	4:33.34	49	6:40.39	82	8:57.50	82	11:08.82	49	13:05.28			96	16:58.52 *1				
82	2:26.44	82	4:36.69	82	6:47.32	73	9:01.87	73	11:13.90	82	13:19.15			41	17:15.86				
18	2:26.78	73	4:39.56	73	6:50.55	18	9:14.48	18	11:21.58	73	13:25.04			49	17:19.07				
73	2:28.50	47	4:44.32	47	7:00.20	47	9:14.66	47	11:28.29	18	13:28.99								
47	2:30.63	74	4:47.35	18	7:00.49	74	9:20.79												
74	2:31.93	18	4:50.19	74	7:04.23														
96	2:42.13	96	5:05.01	96	7:27.72														



SLOW HANDICAP RACE FOR PRE-WAR CARS

RESULT - RACE 9

Pl	No	Cl	Name	Car	Year	Laps	Time	Behind	MPH	Best Lap on	MPH
1	11		James MILES	Austin 7 Special	1936	7	17:02.91		56.94	2:13.94	5 58.78
2	119		Andy KING	MG PB Cream Cracker	1935	7	17:15.91	13.00	51.02	2:28.78	5 52.92
3	116		William TWELVETREES	Wolseley 16/20	1910/11	7	17:17.84	14.93	50.91	2:28.79	5 52.91
4	104		Roland WOODTLI	Riley 15/6 Special	1935	7	17:24.08	21.17	53.04	2:25.04	6 54.28
5	105		Alastair BAILEY	Riley 9	1931	7	17:29.20	26.29	52.53	2:25.00	5 54.30
6	61		Tammo VOIGT	Riley Special	1935	7	17:29.37	26.46	56.27	2:16.10	4 57.85
7	84		Jonathan LUPTON	Aston Martin Team Car	1930	7	17:32.74	29.83	53.89	2:22.80	5 55.13
8	197		Tom DUFFIN	Frazer Nash Super Sports	1928	7	17:33.78	30.87	55.18	2:18.61	5 56.80
9	161		Simon GALLON	Austin 7		7	17:49.65	46.74	60.58	2:05.21	5 62.88
10	75		Tim SHARP	MG PB	1936	7	18:29.01	1:26.10	52.29	2:25.35	5 54.17
11	107		Ian FYFE	Alvis 12/70 Special	1937	7	18:58.99	1:56.08	48.39	2:37.69	5 49.93
<u>Not-Classified</u>											
	211		Josh WHITE	Austin 7 Special	1925	2	6:28.66	DNF	47.19	2:37.31	1 50.05
<u>Fastest Lap</u>											
	161		Simon GALLON	Austin 7						2:05.21	5 62.88

Weather / Track :

Start Time : 17:27

Cadwell Park

Printed : 18 Jun 23 17:46

Clerk of Course:

Time Issued:

Chief Timekeeper: Anthony Smith

RACE NUMBER 9: 7 LAPS

Drop Number	Grid Row	Cars are shown with their number of credit laps ie how many laps they will start with.				Secs
7	10	119 <input type="text" value="1"/>		116 <input type="text" value="1"/>		1.50
6	9		<input type="text"/>		555 <input type="text"/>	1.20
5	8	<input type="text"/>		61 <input type="text"/>		1.10
4	7		<input type="text"/>		3 <input type="text"/>	0.55
	6	75 <input type="text"/>		11 <input type="text"/>		
	5		211 <input type="text"/>		197 <input type="text"/>	
3	4	113 <input type="text"/>		84 <input type="text"/>		0.30
	3		133 <input type="text"/>		161 <input type="text" value="-1"/>	
2	2	<input type="text"/>		104 <input type="text"/>		0.05
1	1		107 <input type="text"/>		105 <input type="text"/>	0.00

Front Of Grid

Issue No 1

The following cars will race for 6 laps: 116,119. Car 161 will race for 8 laps

Signed Handicapper

CoC

Issued at 18 Jun 2023 16:09

SLOW HANDICAP RACE FOR PRE-WAR CARS

LAP TIMES - RACE 9

11 James MILES

Lap	1	2	3	4	5	6	7	8	9	10
1	2:17.97	2:15.77	2:14.84	2:14.33	2:13.94	2:20.73	2:25.35			

61 Tammo VOIGT

Lap	1	2	3	4	5	6	7	8	9	10
1	2:21.30	2:16.85	2:16.23	2:16.10	2:17.16	2:21.35	2:18.64			

75 Tim SHARP

Lap	1	2	3	4	5	6	7	8	9	10
1	2:32.40	2:31.86	2:32.43	2:25.96	2:25.35	2:27.31	2:32.15			

84 Jonathan LUPTON

Lap	1	2	3	4	5	6	7	8	9	10
1	2:26.53	2:27.48	2:25.76	2:23.34	2:22.80	2:25.26	2:26.23			

104 Roland WOODTLI

Lap	1	2	3	4	5	6	7	8	9	10
1	2:39.20	2:27.30	2:25.86	2:25.94	2:26.61	2:25.04	2:26.05			

105 Alastair BAILEY

Lap	1	2	3	4	5	6	7	8	9	10
1	2:37.17	2:32.71	2:30.15	2:26.47	2:25.00	2:25.93	2:28.64			

107 Ian FYFE

Lap	1	2	3	4	5	6	7	8	9	10
1	2:43.67	2:42.15	2:40.83	2:41.31	2:37.69	2:44.35	2:45.50			

116 William TWELVETREES

Lap	1	2	3	4	5	6	7	8	9	10
1		2:38.64	2:34.64	2:33.14	2:30.06	2:28.79	2:32.35			

119 Andy KING

Lap	1	2	3	4	5	6	7	8	9	10
1		2:39.49	2:34.57	2:32.91	2:30.15	2:28.78	2:32.04			

161 Simon GALLON

Lap	1	2	3	4	5	6	7	8	9	10
1	2:12.40	2:10.39	2:08.16	2:05.21	2:06.60	2:10.06	2:09.38			

197 Tom DUFFIN

Lap	1	2	3	4	5	6	7	8	9	10
1	2:25.68	2:23.26	2:21.20	2:19.89	2:18.61	2:21.28	2:23.69			

211 Josh WHITE

Lap	1	2	3	4	5	6	7	8	9	10
1	2:37.31	2:50.11								

Lap Chart

SLOW HANDICAP RACE FOR PRE-WAR CARS - RACE 9

Lap 1		Lap 2		Lap 3		Lap 4		Lap 5		Lap 6		Lap 7		Lap 8		Lap 9		Lap 10		
No	Time	No	Time	No	Time	No	Time	No	Time	No	Time	No	Time	No	Time	No	Time	No	Time	
105	2:40.30	119	4:37.46	119	7:12.03	119	9:44.94	119	12:15.09	11	14:37.56	11	17:02.91							
107	2:47.16	116	4:38.86	116	7:13.50	116	9:46.64	116	12:16.70	119	14:43.87	119	17:15.91							
104	2:47.28	161	4:59.85 *1	104	7:40.44	11	10:02.89	11	12:16.83	116	14:45.49	116	17:17.84							
84	3:01.87	105	5:13.01	105	7:43.16	104	10:06.38	104	12:32.99	104	14:58.03	104	17:24.08							
11	3:17.95	104	5:14.58	11	7:48.56	105	10:09.63	105	12:34.63	105	15:00.56	105	17:29.20							
197	3:25.85	107	5:29.31	84	7:55.11	84	10:18.45	84	12:41.25	84	15:06.51	61	17:29.37							
75	3:33.95	84	5:29.35	107	8:10.14	197	10:30.20	197	12:48.81	197	15:10.09	84	17:32.74							
211	3:38.55	11	5:33.72	197	8:10.31	61	10:32.22	61	12:49.38	61	15:10.73	197	17:33.78							
61	3:43.04	197	5:49.11	61	8:16.12	107	10:51.45	107	13:29.14	161	15:40.27	161	17:49.65							
		61	5:59.89	75	8:38.24	75	11:04.20	75	13:29.55	75	15:56.86	75	18:29.01							
		75	6:05.81	161	9:18.40	161	11:23.61	161	13:30.21	107	16:13.49	107	18:58.99							
		211	6:28.66																	
		161	7:10.24																	



VINTAGE SEAMAN TROPHY ALLCOMERS & VINTAGE SCRATCH RACE

RESULT - RACE 10

Pl	No	Cl	Name	Car	Year	Laps	Time	Behind	MPH	Best Lap on	MPH
1	12		Ian BAXTER	Alta 61 I.S. Single Seat	1937	7	15:30.73		59.21	2:11.10	5 60.05
2	5		Patrick BLAKENEY-EDWARDS	Frazer Nash Super Sports	1930	7	15:32.70	1.97	59.09	2:11.26	4 59.98
3	8		Michael JAMES	Riley 12/4 Cotton Special	1937	7	15:46.97	16.24	58.20	2:13.01	6 59.19
4	21		Edie GIBBS	Frazer Nash SS Racer	1929/35	7	16:24.27	53.54	55.99	2:18.32	6 56.92 *
5	19		Sandford ANDREWS	Morgan Aero 2Str	1926	7	16:29.42	58.69	55.70	2:15.92	7 57.93
6	98		Ollie LESTON	Austin 7 Special	1930/34	7	17:25.15	1:54.42	52.73	2:24.37	6 54.53
7	222		Justin MAEERS	GN Harlequin		7	17:30.02	1:59.29	52.49	2:25.12	6 54.25
8	171		Bo WILLIAMS	Bugatti T35B	1926/27	7	17:58.11	2:27.38	51.12	2:27.49	2 53.38
9	36		Richard ILIFFE	Riley TT Sprite Replica	1939	7	17:58.21	2:27.48	51.11	2:27.94	2 53.22
10	72		James BAXTER	Chrysler 72	1927	6	15:45.92	1 Lap	49.94	2:33.58	4 51.26
Not-Classified											
	52		Matthew MOORE	Austin 7 Ulster	1930	4	10:31.00	DNF	49.91	2:28.36	2 53.07
	135		Chris HUDSON	Bugatti T35B	1925	2	5:04.66	DNF	51.69	2:28.42	2 53.05

Fastest Lap

12	Ian BAXTER	Alta 61 I.S. Single Seat	1937						2:11.10	5	60.05
----	------------	--------------------------	------	--	--	--	--	--	---------	---	-------

Weather / Track :

Start Time : 17:55

Cadwell Park

*** = handicap winner

Printed : 18 Jun 23 18:14


Clerk of Course:

Time Issued:

Chief Timekeeper: Anthony Smith



RACE GRID



VINTAGE SEAMAN TROPHY ALLCOMERS & VINTAGE SCRATCH RACE

RACE 10

ROW 10		134 02:32.660 Gregan THRUSTON	
ROW 9		17 02:16.380 Roland WETTSTEIN	72 02:15.230 James BAXTER
ROW 8	24 02:14.410 Nick PANCISI		171 02:12.170 Bo WILLIAMS
ROW 7		103 02:10.230 Mike WRIGLEY	42 02:10.100 Simon KELLEWAY
ROW 6	222 02:09.460 Justin MAEERS		52 02:09.460 Matthew MOORE
ROW 5		98 02:06.990 Ollie LESTON	135 02:06.610 Chris HUDSON
ROW 4	36 02:03.210 Richard ILIFFE		69 02:02.600 Dougal CAWLEY
ROW 3		38 01:58.290 Andrew SMITH	21 01:56.940 Edie GIBBS
ROW 2	19 01:56.200 Sandford ANDREWS		8 01:55.170 Michael JAMES
ROW 1		5 01:54.640 Patrick BLAKENEY-EDW	12 01:49.270 Ian BAXTER

POLE

VINTAGE SEAMAN TROPHY ALLCOMERS & VINTAGE SCRATCH RACE

LAP TIMES - RACE 10

5	Patrick BLAKENEY-EDWARDS										
	Lap	1	2	3	4	5	6	7	8	9	10
	1	2:18.93	2:12.53	2:12.37	2:11.26	2:11.48	2:11.44	2:12.14			
8	Michael JAMES										
	Lap	1	2	3	4	5	6	7	8	9	10
	1	2:20.53	2:13.41	2:14.32	2:14.48	2:13.29	2:13.01	2:14.22			
12	Ian BAXTER										
	Lap	1	2	3	4	5	6	7	8	9	10
	1	2:17.57	2:11.84	2:12.12	2:11.87	2:11.10	2:12.08	2:11.60			
19	Sandford ANDREWS										
	Lap	1	2	3	4	5	6	7	8	9	10
	1	2:29.06	2:23.02	2:21.23	2:19.89	2:19.51	2:16.52	2:15.92			
21	Edie GIBBS										
	Lap	1	2	3	4	5	6	7	8	9	10
	1	2:25.30	2:20.84	2:19.76	2:18.43	2:18.99	2:18.32	2:18.77			
36	Richard ILIFFE										
	Lap	1	2	3	4	5	6	7	8	9	10
	1	2:32.99	2:27.94	2:38.10	2:40.31	2:31.68	2:30.42	2:31.23			
52	Matthew MOORE										
	Lap	1	2	3	4	5	6	7	8	9	10
	1	2:32.86	2:28.36	2:35.68	2:47.87						
72	James BAXTER										
	Lap	1	2	3	4	5	6	7	8	9	10
	1	2:40.23	2:35.28	2:37.40	2:33.58	2:35.52	2:35.98				
98	Ollie LESTON										
	Lap	1	2	3	4	5	6	7	8	9	10
	1	2:36.66	2:28.78	2:32.30	2:27.70	2:25.10	2:24.37	2:24.70			
135	Chris HUDSON										
	Lap	1	2	3	4	5	6	7	8	9	10
	1	2:30.88	2:28.42								
171	Bo WILLIAMS										
	Lap	1	2	3	4	5	6	7	8	9	10
	1	2:33.70	2:27.49	2:37.89	2:39.08	2:28.87	2:31.75	2:32.85			
222	Justin MAEERS										
	Lap	1	2	3	4	5	6	7	8	9	10
	1	2:34.36	2:29.61	2:34.59	2:27.81	2:25.69	2:25.12	2:26.59			

Lap Chart

VINTAGE SEAMAN TROPHY ALLCOMERS & VINTAGE SCRATCH RACE - RACE 10

Lap 1		Lap 2		Lap 3		Lap 4		Lap 5		Lap 6		Lap 7		Lap 8		Lap 9		Lap 10	
No	Time	No	Time	No	Time	No	Time	No	Time	No	Time	No	Time	No	Time	No	Time	No	Time
12	2:20.12	12	4:31.96	12	6:44.08	12	8:55.95	12	11:07.05	12	13:19.13	12	15:30.73						
5	2:21.48	5	4:34.01	5	6:46.38	5	8:57.64	5	11:09.12	5	13:20.56	5	15:32.70						
8	2:24.24	8	4:37.65	8	6:51.97	8	9:06.45	8	11:19.74	8	13:32.75	72	15:45.92 *1						
21	2:29.16	21	4:50.00	21	7:09.76	21	9:28.19	21	11:47.18	21	14:05.50	8	15:46.97						
19	2:33.33	19	4:56.35	19	7:17.58	19	9:37.47	19	11:56.98	19	14:13.50	21	16:24.27						
135	2:36.24	135	5:04.66	52	7:43.13	98	10:10.98	98	12:36.08	98	15:00.45	19	16:29.42						
36	2:38.53	36	5:06.47	98	7:43.28	222	10:12.62	222	12:38.31	222	15:03.43	98	17:25.15						
52	2:39.09	52	5:07.45	36	7:44.57	171	10:24.64	171	12:53.51	171	15:25.26	222	17:30.02						
171	2:40.18	171	5:07.67	222	7:44.81	36	10:24.88	36	12:56.56	36	15:26.98	171	17:58.11						
222	2:40.61	222	5:10.22	171	7:45.56	52	10:31.00	72	13:09.94			36	17:58.21						
98	2:42.20	98	5:10.98	72	8:00.84	72	10:34.42												
72	2:48.16	72	5:23.44																