



**THE  
VINTAGE SPORTS  
CAR CLUB**

**DONINGTON PARK**

**9th JULY 2023**



**HS Sports Ltd  
Kinetic House, Varey Road  
Congleton, Cheshire CW12 1UW  
Tel. +44 (0)1260 275708  
Fax +44 (0)1260 295625  
[www.hssports.co.uk](http://www.hssports.co.uk)**



# The Vintage Sports-Car Club

## STANDARD & MODIFIED PRE-WAR SPORTS CARS

### PROVISIONAL RESULT - PRACTICE SESSION 1

PI	No	CI	Name	Car	Laps	Time on Lap	Behind	MPH	
1	37		Christopher MANN	Alfa Romeo 8C Monza	9	1:39.07	7	71.91	
2	35		Sue DARBYSHIRE	Morgan Super Aero	9	1:41.45	9	02.38	70.23
3	223		Max SOWERBY	Talbot Lago T23	9	1:43.48	8	04.41	68.85
4	42		Mark BRETT	Ballamy-Ford (LMB) V8 Sp	9	1:45.56	8	06.49	67.49
5	25		Adam MOODY	Riley TT Sprite	7	1:45.87	4	06.80	67.29
6	53		Nigel DOWDING	Riley Brooklands	8	1:46.04	7	06.97	67.19
7	14		Edward BRADLEY	Aston Martin Ulster	8	1:47.25	8	08.18	66.43
8	169		Jonathan FENNING	Frazer Nash Emeryson	8	1:48.34	6	09.27	65.76
9	104		Wilfred CAWLEY	Frazer Nash Super Sports	8	1:50.87	5	11.80	64.26
10	101		David JOHNSON	Frazer Nash Super Sports	9	1:51.29	8	12.22	64.02
11	45		James POTTER	Riley Brooklands	2	1:52.24	2	13.17	63.47
12	43		Jo BLAKENEY-EDWARDS	Frazer Nash Super Sports	6	1:53.21	6	14.14	62.93
13	62		Jeremy FLANN	Frazer Nash Super Sports	2	1:53.77	2	14.70	62.62
14	113		Thomas OZANNE	Aston Martin Speed Ulster	8	1:56.54	6	17.47	61.13
15	106		David SAXL	Roesch Talbot AV105	7	1:56.61	6	17.54	61.10
16	108		Andy NEWBOUND	Frazer Nash Ulster 100	8	1:57.21	7	18.14	60.78
17	51		Ian STANDING	Riley Brooklands	1	2:08.13	1	29.06	55.60
18	112		Hamish McNINCH	MG PA 2Str	6	2:24.30	5	45.23	49.37

Cars 4 & 110 - Did not complete one timed lap

Weather / Track :  
Start Time : 09:00

Donington Park

09 Jul 23 09:22

Clerk of Course:

Time Issued:

Chief Timekeeper: Anthony Smith

THESE RESULTS ARE PROVISIONAL UNTIL THE CONCLUSION OF ANY JUDICIAL AND TECHNICAL MATTERS

Timing by HS Sports Ltd - Results and Lap Times at [www.theresultslive.co.uk/vintage-sports-car-club](http://www.theresultslive.co.uk/vintage-sports-car-club)

# STANDARD & MODIFIED PRE-WAR SPORTS CARS

## LAP TIMES - PRACTICE SESSION 1

---

**14 Edward BRADLEY**

Lap	1	2	3	4	5	6	7	8	9	10
1	2:06.98	1:58.75	2:05.50	1:51.64	1:49.05	2:04.33	1:48.59	1:47.25		

---

**25 Adam MOODY**

Lap	1	2	3	4	5	6	7	8	9	10
1	1:57.72	1:48.08	1:45.94	1:45.87	1:59.94	1:53.40	2:04.85			

---

**35 Sue DARBYSHIRE**

Lap	1	2	3	4	5	6	7	8	9	10
1	1:55.35	1:48.01	1:44.98	1:42.62	2:02.78	1:42.10	1:42.80	1:41.56	1:41.45	

---

**37 Christopher MANN**

Lap	1	2	3	4	5	6	7	8	9	10
1	2:04.74	1:47.14	1:52.21	1:43.87	1:39.60	1:42.34	1:39.07	1:40.52	1:43.11	

---

**42 Mark BRETT**

Lap	1	2	3	4	5	6	7	8	9	10
1	2:08.19	1:59.27	1:59.90	1:52.80	1:51.17	1:48.95	1:47.58	1:45.56	2:26.26	

---

**43 Jo BLAKENEY-EDWARDS**

Lap	1	2	3	4	5	6	7	8	9	10
1	2:08.27	6:29.24	1:58.85	1:53.24	1:53.64	1:53.21				

---

**45 James POTTER**

Lap	1	2	3	4	5	6	7	8	9	10
1	2:00.93	1:52.24								

---

**51 Ian STANDING**

Lap	1	2	3	4	5	6	7	8	9	10
1	2:08.13									

---

**53 Nigel DOWDING**

Lap	1	2	3	4	5	6	7	8	9	10
1	2:14.89	1:48.14	2:05.03	1:53.63	1:51.55	1:47.29	1:46.04	1:46.41		

---

**62 Jeremy FLANN**

Lap	1	2	3	4	5	6	7	8	9	10
1	2:01.80	1:53.77								

---

**101 David JOHNSON**

Lap	1	2	3	4	5	6	7	8	9	10
1	2:07.24	1:55.11	1:58.66	1:52.80	1:53.02	1:53.41	1:51.38	1:51.29	2:25.83	

---

**104 Wilfred CAWLEY**

Lap	1	2	3	4	5	6	7	8	9	10
1	2:06.52	1:59.90	1:59.23	1:52.41	1:50.87	1:51.73	1:53.87	1:51.86		

---

**106 David SAXL**

Lap	1	2	3	4	5	6	7	8	9	10
1	2:43.49	2:13.28	2:08.00	2:05.21	1:57.85	1:56.61	2:34.46			

---

**108 Andy NEWBOUND**

Lap	1	2	3	4	5	6	7	8	9	10
1	2:14.72	2:07.59	2:00.79	1:57.61	1:59.59	1:59.21	1:57.21	1:57.53		

---

**112 Hamish McNINCH**

Lap	1	2	3	4	5	6	7	8	9	10
1	3:06.20	2:58.60	2:43.69	2:29.34	2:24.30	2:29.12				

---

**113 Thomas OZANNE**

Lap	1	2	3	4	5	6	7	8	9	10
1	2:20.33	2:12.32	2:11.59	2:06.72	2:02.00	1:56.54	1:57.19	1:59.58		

---

**169 Jonathan FENNING**

Lap	1	2	3	4	5	6	7	8	9	10
1	2:11.56	1:55.58	2:45.58	2:04.05	1:50.14	1:48.34	1:49.55	1:49.50		

---

**223 Max SOWERBY**

Lap	1	2	3	4	5	6	7	8	9	10
1	2:03.58	1:46.72	1:54.09	1:49.45	1:47.97	1:45.78	1:46.95	1:43.48	1:44.08	

---



# The Vintage Sports-Car Club

## CLASSIC & MODERN MOTORSPORT CLUB

### PROVISIONAL RESULT - PRACTICE SESSION 2

PI	No	CI	Name	Car	Laps	Time on Lap	Behind	MPH	
1	29	B/C	S.SMITH/ J.SMITH	MGA	13	1:27.43	11	81.49	
2	57	D/E	Alan CHARLTON	Triumph TR6	13	1:29.26	13	01.83	79.82
3	155	Ec	Christopher EDMUNDS	Morris Mini Cooper S	13	1:29.82	11	02.39	79.32
4	20	D/E	Jonathan ABECASSSIS	Austin Healey 100/4	13	1:29.87	13	02.44	79.27
5	5	B/C	M.SLEDMORE/ J.SLEDMORE	Ford/Lotus Cortina Mk1	10	1:30.65	8	03.22	78.59
6	55	Haw	Alistair DYSON	Jaguar Mk2	13	1:31.68	11	04.25	77.71
7	153	Ec	Steve SPINK	MGB Roadster	13	1:31.72	12	04.29	77.68
8	124	Haw	Nigel WEBB	Jaguar Coombs Mk2	13	1:31.79	11	04.36	77.62
9	9	Haw	Darren McWHIRTER	Jaguar Mk1	13	1:32.33	11	04.90	77.16
10	17	Ec	David BERESFORD	MGB	13	1:32.74	10	05.31	76.82
11	19	Haw	Bruce McWHIRTER	Jaguar Mk2	13	1:33.42	9	05.99	76.26
12	66	Ec	Robert JOHNSON	Triumph TR4	12	1:33.65	12	06.22	76.07
13	105	Haw	Lee WILLIAMS	Jaguar Mk2	13	1:33.91	10	06.48	75.86
14	6	Ec	John ANDON	Triumph TR4	12	1:36.22	12	08.79	74.04
15	21	Ec	Mike LAMPLOUGH	Gilbern GT	12	1:36.61	11	09.18	73.74
16	7	Haw	Grahame PETTIT	Jaguar Mk1	12	1:37.66	10	10.23	72.95
17	120	Haw	Tom SMITH	Jaguar Mk2	7	1:37.83	4	10.40	72.82
18	142	A	Rob ROODHOUSE	Austin Cooper S	12	1:38.41	10	10.98	72.40
19	39	Haw	Robert SALISBURY	Jaguar Mk1	11	1:38.75	7	11.32	72.15
20	28	Ec	D.BROWN/ J.CRANSTONE	MGB Roadster	10	1:39.84	9	12.41	71.36
21	24	B/C	Bob LINES	MGA	6	1:40.53	4	13.10	70.87
22	110	Haw	Simon SEATH	Jaguar Mk1	12	1:40.82	10	13.39	70.66

#### Not-Seen

72 David MOORHOUSE Austin Mini Cooper S

Weather / Track :  
Start Time : 09:24

Donington Park

09 Jul 23 09:47

Clerk of Course:

Time Issued:

Chief Timekeeper: Anthony Smith

THESE RESULTS ARE PROVISIONAL UNTIL THE CONCLUSION OF ANY JUDICIAL AND TECHNICAL MATTERS

Timing by HS Sports Ltd - Results and Lap Times at [www.theresultslive.co.uk/vintage-sports-car-club](http://www.theresultslive.co.uk/vintage-sports-car-club)

# CLASSIC & MODERN MOTORSPORT CLUB

## LAP TIMES - PRACTICE SESSION 2

---

### 5 M.SLEDMORE/ J.SLEDMORE

Lap	1	2	3	4	5	6	7	8	9	10
1	1:49.68	1:41.48	1:45.96	3:11.09	1:35.21	1:33.09	1:32.58	1:30.65	1:33.39	1:32.23

---

### 6 John ANDON

Lap	1	2	3	4	5	6	7	8	9	10
1	1:49.73	1:48.53	1:46.47	1:41.19	1:39.87	1:39.24	1:37.07	1:38.14	1:36.68	1:36.31
11	1:37.13	1:36.22								

---

### 7 Grahame PETTIT

Lap	1	2	3	4	5	6	7	8	9	10
1	1:46.79	1:43.03	1:41.97	1:40.50	1:41.42	1:39.05	1:40.25	1:39.51	1:38.26	1:37.66
11	1:39.03	1:37.69								

---

### 9 Darren McWHIRTER

Lap	1	2	3	4	5	6	7	8	9	10
1	1:46.82	1:37.73	1:36.22	1:34.87	1:34.33	1:33.28	1:34.70	1:35.62	1:34.52	1:34.03
11	1:32.33	1:32.64	1:34.86							

---

### 17 David BERESFORD

Lap	1	2	3	4	5	6	7	8	9	10
1	1:51.14	1:43.19	1:42.91	1:37.29	1:35.55	1:34.33	1:38.43	1:32.98	1:33.36	1:32.74
11	1:38.03	1:34.42	1:36.72							

---

### 19 Bruce McWHIRTER

Lap	1	2	3	4	5	6	7	8	9	10
1	1:48.81	1:42.87	1:37.78	1:39.76	1:34.19	1:37.51	1:41.27	1:36.08	1:33.42	1:34.40
11	1:37.31	1:35.10	1:35.83							

---

### 20 Jonathan ABECASSIS

Lap	1	2	3	4	5	6	7	8	9	10
1	1:44.65	1:37.27	1:36.81	1:34.10	1:32.44	1:32.64	1:33.47	1:31.54	1:31.41	1:31.60
11	1:30.68	1:31.10	1:29.87							

---

### 21 Mike LAMPLOUGH

Lap	1	2	3	4	5	6	7	8	9	10
1	1:52.77	1:41.47	1:49.02	1:47.85	1:39.83	1:39.50	1:37.95	1:36.85	1:37.13	1:37.47
11	1:36.61	1:37.69								

---

### 24 Bob LINES

Lap	1	2	3	4	5	6	7	8	9	10
1	1:52.27	1:43.72	1:41.83	1:40.53	1:41.30	2:06.58				

---

### 28 D.BROWN/ J.CRANSTONE

Lap	1	2	3	4	5	6	7	8	9	10
1	1:56.12	1:51.09	1:50.78	1:54.53	4:04.15	1:47.85	1:45.40	1:40.68	1:39.84	1:40.72

---

### 29 S.SMITH/ J.SMITH

Lap	1	2	3	4	5	6	7	8	9	10
1	1:45.61	1:35.94	1:36.21	1:34.81	1:37.72	2:40.46	1:31.58	1:30.03	1:28.08	1:29.32

11 1:27.43 1:30.11 1:33.43

---

**39 Robert SALISBURY**

Lap	1	2	3	4	5	6	7	8	9	10
1	1:56.06	1:45.42	1:41.40	1:40.25	1:38.80	1:38.97	1:38.75	1:44.74	2:23.35	1:49.43
11	1:43.01									

---

**55 Alistair DYSON**

Lap	1	2	3	4	5	6	7	8	9	10
1	1:51.31	1:41.05	1:40.76	1:36.97	1:34.64	1:34.09	1:33.67	1:33.62	1:32.25	1:32.85
11	1:31.68	1:32.08	1:32.07							

---

**57 Alan CHARLTON**

Lap	1	2	3	4	5	6	7	8	9	10
1	1:50.60	1:44.91	1:42.36	1:40.31	1:37.16	1:41.62	1:34.10	1:33.04	1:31.80	1:29.77
11	1:31.43	1:29.92	1:29.26							

---

**66 Robert JOHNSON**

Lap	1	2	3	4	5	6	7	8	9	10
1	1:53.53	1:43.22	1:41.17	1:37.49	1:40.50	1:38.30	1:35.02	1:35.28	1:35.05	1:36.12
11	1:33.67	1:33.65								

---

**105 Lee WILLIAMS**

Lap	1	2	3	4	5	6	7	8	9	10
1	1:47.38	1:39.86	1:38.17	1:36.15	1:51.72	1:37.27	1:38.60	1:35.80	1:34.07	1:33.91
11	1:37.12	1:34.66	1:36.21							

---

**110 Simon SEATH**

Lap	1	2	3	4	5	6	7	8	9	10
1	1:51.81	1:44.26	1:43.31	1:47.30	1:56.31	1:45.55	1:41.54	1:41.85	1:42.14	1:40.82
11	1:41.35	1:42.32								

---

**120 Tom SMITH**

Lap	1	2	3	4	5	6	7	8	9	10
1	1:50.42	1:41.63	1:41.18	1:37.83	1:38.42	1:53.60	3:41.61			

---

**124 Nigel WEBB**

Lap	1	2	3	4	5	6	7	8	9	10
1	1:46.25	1:37.38	1:37.89	1:34.43	1:35.35	1:33.46	1:32.83	1:32.70	1:32.56	1:32.39
11	1:31.79	1:32.87	1:32.86							

---

**142 Rob ROODHOUSE**

Lap	1	2	3	4	5	6	7	8	9	10
1	1:54.11	1:44.67	1:43.23	1:44.77	1:41.62	1:41.05	1:42.79	1:39.59	1:40.68	1:38.41
11	1:41.84	1:55.91								

---

**153 Steve SPINK**

Lap	1	2	3	4	5	6	7	8	9	10
1	1:47.07	1:40.78	1:38.88	1:36.29	1:35.85	1:39.65	1:36.06	1:33.94	1:32.93	1:32.56
11	1:32.10	1:31.72	1:34.49							

---

**155 Christopher EDMUNDS**

Lap	1	2	3	4	5	6	7	8	9	10
1	1:48.01	1:39.58	1:37.75	1:34.18	1:34.13	1:32.46	1:31.74	1:31.30	1:30.22	1:30.82
11	1:29.82	1:38.56	1:49.10							



# The Vintage Sports-Car Club

## VSCC PRE-WAR CARS

### PROVISIONAL RESULT - PRACTICE SESSION 3

PI	No	CI	Name	Car	Laps	Time on Lap	Behind	MPH	
1	9		Ben MAEERS	GN Parker	8	1:33.75	7	75.99	
2	17		Archie WATERFIELD	Austin 7	3	1:37.95	2	04.20	72.74
3	78		Tom WATERFIELD	GN Harlequin	8	1:39.55	8	05.80	71.57
4	23		Steve McEVOY	MG NA	9	1:39.80	8	06.05	71.39
5	269		Jonathan FENNING	GN/Ford Piglet	8	1:42.08	5	08.33	69.79
6	202		Tom THORNTON	BMW 329/328K	4	1:44.61	3	10.86	68.10
7	274		Mark DOLTON	MG PB Special	8	1:49.08	8	15.33	65.31
8	103		Iain ROCHE	Frazer Nash TT Rep	8	1:49.38	6	15.63	65.13
9	6		Robert MOORE	GN Special	8	1:50.06	7	16.31	64.73
10	189		David GOLDSPINK	Frazer Nash Acedes	8	1:50.11	6	16.36	64.70
11	29		Ian GODDARD	MG PA-PB	8	1:50.50	5	16.75	64.47
12	555		Matthew EDWARDS	Austin 7	8	1:50.82	5	17.07	64.29
13	10		Oliver TOMLIN	Morgan Super Sports	8	1:51.06	6	17.31	64.15
14	34		Mike DAVIES-COLLEY	MG PA	8	1:51.09	7	17.34	64.13
15	107		Graeme WHITING	Railton 8 Special	8	1:52.12	8	18.37	63.54
16	1		Jeffrey EDWARDS	Alvis Silver Eagle	8	1:53.22	5	19.47	62.93
17	105		Thomas DEAN	Alvis Silver Eagle	8	1:55.05	6	21.30	61.92
18	138		Richard STOTT	MG PA	8	1:57.03	8	23.28	60.88
19	109		Nicholas MORLEY	Lagonda LG 45	8	1:57.37	5	23.62	60.70
20	31		Michael JAMES	Riley 12/4 Cotton Special	2	1:59.07	1	25.32	59.83
21	18		Christopher EDMONDSON	MG C Type Replica	8	2:01.45	5	27.70	58.66
22	117		William COLLEDGE	Wolseley Hornet Special	7	2:01.74	5	27.99	58.52
23	19		Robert BARBET	Austin 7	7	2:04.31	7	30.56	57.31
24	116		Andy KING	MG PB Cream Cracker	7	2:04.65	6	30.90	57.16
25	124		Roland WOODTLI	Riley 15/6 Special	7	2:05.62	7	31.87	56.71
26	102		Anthony FENWICK-WILSON	Railton LS Tourer	7	2:05.68	4	31.93	56.69
27	119		Ian FYFE	Alvis 12/70 Special	7	2:07.89	7	34.14	55.71

Weather / Track :  
Start Time : 09:54

Donington Park

09 Jul 23 10:12

Clerk of Course:

Time Issued:

Chief Timekeeper: Anthony Smith

THESE RESULTS ARE PROVISIONAL UNTIL THE CONCLUSION OF ANY JUDICIAL AND TECHNICAL MATTERS

Timing by HS Sports Ltd - Results and Lap Times at [www.theresultslive.co.uk/vintage-sports-car-club](http://www.theresultslive.co.uk/vintage-sports-car-club)



# VSCC PRE-WAR CARS

## LAP TIMES - PRACTICE SESSION 3

<b>1</b>	<b>Jeffrey EDWARDS</b>										
	<b>Lap</b>	<b>1</b>	<b>2</b>	<b>3</b>	<b>4</b>	<b>5</b>	<b>6</b>	<b>7</b>	<b>8</b>	<b>9</b>	<b>10</b>
	1	2:13.79	2:00.99	2:02.40	1:55.68	1:53.22	1:53.35	1:57.82	1:56.49		
<b>6</b>	<b>Robert MOORE</b>										
	<b>Lap</b>	<b>1</b>	<b>2</b>	<b>3</b>	<b>4</b>	<b>5</b>	<b>6</b>	<b>7</b>	<b>8</b>	<b>9</b>	<b>10</b>
	1	2:05.34	1:52.39	1:50.30	1:51.62	1:50.62	1:53.18	1:50.06	1:55.86		
<b>9</b>	<b>Ben MAEERS</b>										
	<b>Lap</b>	<b>1</b>	<b>2</b>	<b>3</b>	<b>4</b>	<b>5</b>	<b>6</b>	<b>7</b>	<b>8</b>	<b>9</b>	<b>10</b>
	1	1:57.13	1:37.17	1:35.97	1:37.45	1:34.37	1:37.00	1:33.75	1:38.39		
<b>10</b>	<b>Oliver TOMLIN</b>										
	<b>Lap</b>	<b>1</b>	<b>2</b>	<b>3</b>	<b>4</b>	<b>5</b>	<b>6</b>	<b>7</b>	<b>8</b>	<b>9</b>	<b>10</b>
	1	2:12.48	2:09.38	2:07.52	1:58.22	1:54.83	1:51.06	1:58.16	1:53.99		
<b>17</b>	<b>Archie WATERFIELD</b>										
	<b>Lap</b>	<b>1</b>	<b>2</b>	<b>3</b>	<b>4</b>	<b>5</b>	<b>6</b>	<b>7</b>	<b>8</b>	<b>9</b>	<b>10</b>
	1	1:41.54	1:37.95	1:44.94							
<b>18</b>	<b>Christopher EDMONDSON</b>										
	<b>Lap</b>	<b>1</b>	<b>2</b>	<b>3</b>	<b>4</b>	<b>5</b>	<b>6</b>	<b>7</b>	<b>8</b>	<b>9</b>	<b>10</b>
	1	2:13.94	2:03.87	2:03.31	2:05.01	2:01.45	2:02.61	2:01.94	2:01.66		
<b>19</b>	<b>Robert BARBET</b>										
	<b>Lap</b>	<b>1</b>	<b>2</b>	<b>3</b>	<b>4</b>	<b>5</b>	<b>6</b>	<b>7</b>	<b>8</b>	<b>9</b>	<b>10</b>
	1	2:18.54	2:09.53	2:07.95	2:05.90	2:06.49	2:05.07	2:04.31			
<b>23</b>	<b>Steve McEVOY</b>										
	<b>Lap</b>	<b>1</b>	<b>2</b>	<b>3</b>	<b>4</b>	<b>5</b>	<b>6</b>	<b>7</b>	<b>8</b>	<b>9</b>	<b>10</b>
	1	2:03.19	1:56.68	1:52.67	1:53.99	1:49.04	1:49.43	1:51.04	1:39.80	2:16.95	
<b>29</b>	<b>Ian GODDARD</b>										
	<b>Lap</b>	<b>1</b>	<b>2</b>	<b>3</b>	<b>4</b>	<b>5</b>	<b>6</b>	<b>7</b>	<b>8</b>	<b>9</b>	<b>10</b>
	1	2:00.02	1:53.91	1:52.49	1:56.50	1:50.50	1:55.38	1:55.61	1:56.95		
<b>31</b>	<b>Michael JAMES</b>										
	<b>Lap</b>	<b>1</b>	<b>2</b>	<b>3</b>	<b>4</b>	<b>5</b>	<b>6</b>	<b>7</b>	<b>8</b>	<b>9</b>	<b>10</b>
	1	1:59.07	3:59.99								
<b>34</b>	<b>Mike DAVIES-COLLEY</b>										
	<b>Lap</b>	<b>1</b>	<b>2</b>	<b>3</b>	<b>4</b>	<b>5</b>	<b>6</b>	<b>7</b>	<b>8</b>	<b>9</b>	<b>10</b>
	1	2:15.48	1:56.51	1:58.23	1:52.96	1:53.35	1:51.50	1:51.09	1:54.37		
<b>78</b>	<b>Tom WATERFIELD</b>										
	<b>Lap</b>	<b>1</b>	<b>2</b>	<b>3</b>	<b>4</b>	<b>5</b>	<b>6</b>	<b>7</b>	<b>8</b>	<b>9</b>	<b>10</b>
	1	1:44.50	1:50.87	1:46.45	4:11.93	1:40.83	1:40.48	1:43.31	1:39.55		
<b>102</b>	<b>Anthony FENWICK-WILSON</b>										
	<b>Lap</b>	<b>1</b>	<b>2</b>	<b>3</b>	<b>4</b>	<b>5</b>	<b>6</b>	<b>7</b>	<b>8</b>	<b>9</b>	<b>10</b>
	1	2:16.94	2:15.87	2:09.09	2:05.68	2:07.98	2:07.46	2:05.77			

<b>103</b>	<b>Iain ROCHE</b>									
<b>Lap</b>	<b>1</b>	<b>2</b>	<b>3</b>	<b>4</b>	<b>5</b>	<b>6</b>	<b>7</b>	<b>8</b>	<b>9</b>	<b>10</b>
1	2:11.15	1:55.82	1:52.37	1:50.92	1:50.32	1:49.38	1:52.74	1:52.55		
<b>105</b>	<b>Thomas DEAN</b>									
<b>Lap</b>	<b>1</b>	<b>2</b>	<b>3</b>	<b>4</b>	<b>5</b>	<b>6</b>	<b>7</b>	<b>8</b>	<b>9</b>	<b>10</b>
1	2:18.70	2:07.52	1:59.11	2:02.17	1:58.64	1:55.05	1:59.80	1:59.27		
<b>107</b>	<b>Graeme WHITING</b>									
<b>Lap</b>	<b>1</b>	<b>2</b>	<b>3</b>	<b>4</b>	<b>5</b>	<b>6</b>	<b>7</b>	<b>8</b>	<b>9</b>	<b>10</b>
1	2:18.47	2:06.54	1:57.66	1:57.51	1:54.14	1:54.09	1:57.73	1:52.12		
<b>109</b>	<b>Nicholas MORLEY</b>									
<b>Lap</b>	<b>1</b>	<b>2</b>	<b>3</b>	<b>4</b>	<b>5</b>	<b>6</b>	<b>7</b>	<b>8</b>	<b>9</b>	<b>10</b>
1	2:10.73	1:59.50	2:02.58	1:58.22	1:57.37	2:02.72	2:11.77	2:01.38		
<b>116</b>	<b>Andy KING</b>									
<b>Lap</b>	<b>1</b>	<b>2</b>	<b>3</b>	<b>4</b>	<b>5</b>	<b>6</b>	<b>7</b>	<b>8</b>	<b>9</b>	<b>10</b>
1	2:22.34	2:15.30	2:10.14	2:08.31	2:05.59	2:04.65	2:06.78			
<b>117</b>	<b>William COLLEDGE</b>									
<b>Lap</b>	<b>1</b>	<b>2</b>	<b>3</b>	<b>4</b>	<b>5</b>	<b>6</b>	<b>7</b>	<b>8</b>	<b>9</b>	<b>10</b>
1	2:14.21	2:10.12	2:09.15	2:25.29	2:01.74	2:04.09	2:05.19			
<b>119</b>	<b>Ian FYFE</b>									
<b>Lap</b>	<b>1</b>	<b>2</b>	<b>3</b>	<b>4</b>	<b>5</b>	<b>6</b>	<b>7</b>	<b>8</b>	<b>9</b>	<b>10</b>
1	2:19.40	2:11.87	2:10.02	2:13.38	2:08.62	2:08.96	2:07.89			
<b>124</b>	<b>Roland WOODTLI</b>									
<b>Lap</b>	<b>1</b>	<b>2</b>	<b>3</b>	<b>4</b>	<b>5</b>	<b>6</b>	<b>7</b>	<b>8</b>	<b>9</b>	<b>10</b>
1	2:13.70	2:10.22	2:08.92	2:12.70	2:25.86	3:02.99	2:05.62			
<b>138</b>	<b>Richard STOTT</b>									
<b>Lap</b>	<b>1</b>	<b>2</b>	<b>3</b>	<b>4</b>	<b>5</b>	<b>6</b>	<b>7</b>	<b>8</b>	<b>9</b>	<b>10</b>
1	2:19.16	2:10.77	2:01.58	1:59.98	2:01.15	2:00.54	1:57.65	1:57.03		
<b>189</b>	<b>David GOLDSPINK</b>									
<b>Lap</b>	<b>1</b>	<b>2</b>	<b>3</b>	<b>4</b>	<b>5</b>	<b>6</b>	<b>7</b>	<b>8</b>	<b>9</b>	<b>10</b>
1	2:01.85	1:55.28	1:52.33	1:53.15	1:52.41	1:50.11	1:55.93	1:56.88		
<b>202</b>	<b>Tom THORNTON</b>									
<b>Lap</b>	<b>1</b>	<b>2</b>	<b>3</b>	<b>4</b>	<b>5</b>	<b>6</b>	<b>7</b>	<b>8</b>	<b>9</b>	<b>10</b>
1	1:56.69	2:01.25	1:44.61	1:48.40						
<b>269</b>	<b>Jonathan FENNING</b>									
<b>Lap</b>	<b>1</b>	<b>2</b>	<b>3</b>	<b>4</b>	<b>5</b>	<b>6</b>	<b>7</b>	<b>8</b>	<b>9</b>	<b>10</b>
1	2:11.96	2:04.66	1:47.94	1:42.60	1:42.08	1:42.11	1:42.19	1:44.11		
<b>274</b>	<b>Mark DOLTON</b>									
<b>Lap</b>	<b>1</b>	<b>2</b>	<b>3</b>	<b>4</b>	<b>5</b>	<b>6</b>	<b>7</b>	<b>8</b>	<b>9</b>	<b>10</b>
1	2:02.25	1:50.66	1:50.98	1:50.08	1:49.42	1:52.14	1:52.71	1:49.08		
<b>555</b>	<b>Matthew EDWARDS</b>									
<b>Lap</b>	<b>1</b>	<b>2</b>	<b>3</b>	<b>4</b>	<b>5</b>	<b>6</b>	<b>7</b>	<b>8</b>	<b>9</b>	<b>10</b>
1	2:08.39	1:54.63	1:55.05	1:52.58	1:50.82	1:52.24	1:50.84	1:54.31		



# The Vintage Sports-Car Club

## FISCAR & PRE-1955 SPORTS CARS

### PROVISIONAL RESULT - PRACTICE SESSION 4

PI	No	CI	Name	Car	Laps	Time on Lap	Behind	MPH
1	174	R	Martin HUNT	HWM HWM	13	1:27.39	12	81.52
2	20	1	Jonathan ABECASSIS	Austin Healey 100/4	14	1:28.91	4	80.13
3	16	R	Jonathan COBB	Cooper Bristol	13	1:28.92	10	80.12
4	181	Inv	G.TURRAL/ R.WORTHINGTON	Triumph TR3A	6	1:31.89	3	77.53
5	71	1	Brian ARCULUS	Lotus Elite	13	1:32.10	13	77.36
6	74	1	D.CAWLEY/ M.GROVES	Lotus Elite	11	1:32.26	10	77.22
7	38	2/R	Alistair PUGH	Frazer Nash Le Mans Repl	4	1:37.25	3	73.26
8	111	3	Andrew COX	Triumph TR3	7	1:38.03	6	72.68
9	167	4/R	J.SHEARS/ M.SHEARS	Morgan Plus Four	11	1:38.08	7	72.64
10	22	2/R	Michael SCOTT	Frazer Nash MkII Le Mans	12	1:39.36	11	71.70
11	396	1	G.TOLLETT/ R.TOLLETT	Austin Healey 100M	11	1:39.41	2	71.67
12	156	4	Shaun BROMLEY	MG A	7	1:39.74	5	71.43
13	21	4	Richard FRANKEL	Alfa Romeo Chilleta Sprint	12	1:40.35	10	71.00
14	79	4	Reuben JACOB	Morgan +4	12	1:40.69	11	70.76
15	137	3/R	Christopher MANN	Alfa Romeo 1900 CSS Zag	7	1:46.08	4	67.16
16	220	3	Tony KILBY	Morgan Plus 4	10	1:47.18	9	66.47

Weather / Track :  
Start Time : 10:19

Donington Park

09 Jul 23 10:42

Clerk of Course:

Time Issued:

Chief Timekeeper: Anthony Smith

THESE RESULTS ARE PROVISIONAL UNTIL THE CONCLUSION OF ANY JUDICIAL AND TECHNICAL MATTERS

Timing by HS Sports Ltd - Results and Lap Times at [www.theresultslive.co.uk/vintage-sports-car-club](http://www.theresultslive.co.uk/vintage-sports-car-club)

# FISCAR & PRE-1955 SPORTS CARS

## LAP TIMES - PRACTICE SESSION 4

---

### 16 Jonathan COBB

Lap	1	2	3	4	5	6	7	8	9	10
1	1:35.03	1:31.81	1:30.12	1:29.13	1:30.01	1:31.04	1:31.80	1:30.86	1:29.80	1:28.92
11	1:28.96	1:30.72	1:39.85							

---

### 20 Jonathan ABECASSIS

Lap	1	2	3	4	5	6	7	8	9	10
1	1:34.47	1:30.75	1:30.03	1:28.91	1:30.50	1:29.73	1:31.23	1:31.05	1:29.31	1:29.07
11	1:29.60	1:29.48	1:29.97	1:31.17						

---

### 21 Richard FRANKEL

Lap	1	2	3	4	5	6	7	8	9	10
1	1:49.53	1:45.31	1:47.15	1:42.56	1:42.55	1:42.71	1:44.04	1:41.31	1:40.57	1:40.35
11	1:46.60	1:45.05								

---

### 22 Michael SCOTT

Lap	1	2	3	4	5	6	7	8	9	10
1	1:51.83	1:46.90	1:42.82	1:43.48	1:43.02	1:44.57	1:45.51	1:43.41	1:41.73	1:39.77
11	1:39.36	1:40.24								

---

### 38 Alistair PUGH

Lap	1	2	3	4	5	6	7	8	9	10
1	1:46.79	1:39.80	1:37.25	1:44.90						

---

### 71 Brian ARCULUS

Lap	1	2	3	4	5	6	7	8	9	10
1	1:44.08	1:34.10	1:34.39	1:34.49	1:32.64	1:32.81	1:32.33	1:37.09	1:32.52	1:33.22
11	1:34.55	1:33.04	1:32.10							

---

### 74 D.CAWLEY/ M.GROVES

Lap	1	2	3	4	5	6	7	8	9	10
1	1:48.57	1:39.31	1:36.70	1:41.24	3:29.62	1:36.15	1:33.53	1:33.09	1:35.63	1:32.26
11	1:33.08									

---

### 79 Reuben JACOB

Lap	1	2	3	4	5	6	7	8	9	10
1	1:55.22	1:46.85	1:45.20	1:43.79	1:42.56	1:44.28	1:42.50	1:43.91	1:41.60	1:43.57
11	1:40.69	1:43.75								

---

### 111 Andrew COX

Lap	1	2	3	4	5	6	7	8	9	10
1	2:02.29	1:49.74	1:42.93	1:39.07	1:48.73	1:38.03	2:02.65			

---

### 137 Christopher MANN

Lap	1	2	3	4	5	6	7	8	9	10
1	1:56.61	1:47.68	1:47.72	1:46.08	1:47.54	1:46.38	1:58.24			

---

### 156 Shaun BROMLEY

Lap	1	2	3	4	5	6	7	8	9	10
1	1:52.48	1:46.43	1:43.46	1:52.24	1:39.74	1:52.52	2:03.53			

---

**167 J.SHEARS/ M.SHEARS**

Lap	1	2	3	4	5	6	7	8	9	10
1	1:51.44	2:17.94	1:42.64	1:44.72	3:13.67	1:42.89	1:38.08	1:39.29	1:40.84	1:38.42
11	1:39.42									

---

**174 Martin HUNT**

Lap	1	2	3	4	5	6	7	8	9	10
1	1:48.11	1:30.91	1:29.41	1:29.48	1:28.84	1:30.11	1:28.20	1:31.62	1:30.05	1:31.86
11	1:27.88	1:27.39	1:28.20							

---

**181 G.TURRAL/ R.WORTHINGTON**

Lap	1	2	3	4	5	6	7	8	9	10
1	1:45.85	1:33.14	1:31.89	1:43.93	3:04.31	3:26.69				

---

**220 Tony KILBY**

Lap	1	2	3	4	5	6	7	8	9	10
1	2:00.08	1:54.74	1:52.35	1:50.87	1:49.42	1:49.55	1:59.51	3:06.69	1:47.18	1:48.59

---

**396 G.TOLLETT/ R.TOLLETT**

Lap	1	2	3	4	5	6	7	8	9	10
1	1:48.73	1:39.41	1:44.50	1:50.61	3:13.71	1:42.06	1:40.82	1:41.38	1:39.74	1:39.53
11	1:39.68									



# The Vintage Sports-Car Club

## VSCC PRE-WAR CARS

### PROVISIONAL RESULT - PRACTICE SESSION 5

PI	No	CI	Name	Car	Laps	Time on Lap	Behind	MPH
1	27		Tom WALKER	Amilcar Hispano Special	7	1:28.78	4	80.25
2	32		Oliver LLEWELLYN	Bentley 3/8	7	1:30.82	5 02.04	78.45
3	33		Theodore HUNT	Frazer Nash TT Replica	6	1:34.05	5 05.27	75.75
4	219		Sandford ANDREWS	Morgan Aero 2Str	3	1:35.67	2 06.89	74.47
5	12		Jeremy BREWSTER	Frazer Nash Maurice Geog	9	1:35.70	8 06.92	74.45
6	132		Alexander HEWITSON	Riley 12/4 Special	9	1:36.23	7 07.45	74.04
7	7		Anthony SEBER	Wolseley Hornet Special	4	1:37.83	3 09.05	72.82
8	40		Richard ILIFFE	Riley TT Sprite Replica	9	1:37.98	4 09.20	72.71
9	69		Dougal CAWLEY	GN/Ford Piglet	5	1:38.14	2 09.36	72.59
10	11		Bruce STOPS	Bugatti T35/44	9	1:38.53	4 09.75	72.31
11	129		Charles GODDARD	MG PA-PB	9	1:39.68	7 10.90	71.47
12	44		David WYLIE	Frazer Nash AC	9	1:39.87	7 11.09	71.34
13	143		Simon BLAKENEY-EDWARDS	Frazer Nash Super Sports	9	1:40.05	9 11.27	71.21
14	46		Ian BALMFORTH	Frazer Nash Semmence S	9	1:40.87	7 12.09	70.63
15	24		Rebecca SMITH	Morris Mord	9	1:41.70	9 12.92	70.05
16	178		Archie WATERFIELD	GN Harlequin	9	1:41.80	6 13.02	69.98
17	135		Chris HUDSON	Bugatti T35B	4	1:42.32	3 13.54	69.63
18	89		Charles GOLDSPINK	Frazer Nash Acedes	9	1:43.15	8 14.37	69.07
19	50		Michael JAMES	Riley 12/4 TT Sprite Rep	1	1:43.21	1 14.43	69.03
20	49		Christopher BATTY	Frazer Nash Super Sports	8	1:46.62	5 17.84	66.82
21	47		Dennis BINGHAM	Riley Falcon Special	8	1:46.62	8 17.84	66.82
<b>Not-Seen</b>								
	162		Rufus FLANN	Frazer Nash Super Sports				

Weather / Track :  
Start Time : 10:46

Donington Park

09 Jul 23 11:04

Clerk of Course:

Time Issued:

Chief Timekeeper: Anthony Smith

# VSCC PRE-WAR CARS

## LAP TIMES - PRACTICE SESSION 5

<b>7</b>	<b>Anthony SEBER</b>										
	<b>Lap</b>	<b>1</b>	<b>2</b>	<b>3</b>	<b>4</b>	<b>5</b>	<b>6</b>	<b>7</b>	<b>8</b>	<b>9</b>	<b>10</b>
	1	1:44.74	1:38.83	1:37.83	1:42.46						
<b>11</b>	<b>Bruce STOPS</b>										
	<b>Lap</b>	<b>1</b>	<b>2</b>	<b>3</b>	<b>4</b>	<b>5</b>	<b>6</b>	<b>7</b>	<b>8</b>	<b>9</b>	<b>10</b>
	1	1:51.88	1:42.78	1:43.59	1:38.53	1:41.18	1:39.24	1:38.59	1:39.16	1:40.68	
<b>12</b>	<b>Jeremy BREWSTER</b>										
	<b>Lap</b>	<b>1</b>	<b>2</b>	<b>3</b>	<b>4</b>	<b>5</b>	<b>6</b>	<b>7</b>	<b>8</b>	<b>9</b>	<b>10</b>
	1	1:49.91	1:41.53	1:40.88	1:37.53	1:39.64	1:36.74	1:37.40	1:35.70	1:36.23	
<b>24</b>	<b>Rebecca SMITH</b>										
	<b>Lap</b>	<b>1</b>	<b>2</b>	<b>3</b>	<b>4</b>	<b>5</b>	<b>6</b>	<b>7</b>	<b>8</b>	<b>9</b>	<b>10</b>
	1	1:55.05	1:51.89	1:49.05	1:43.25	1:44.63	1:45.35	1:43.84	1:41.92	1:41.70	
<b>27</b>	<b>Tom WALKER</b>										
	<b>Lap</b>	<b>1</b>	<b>2</b>	<b>3</b>	<b>4</b>	<b>5</b>	<b>6</b>	<b>7</b>	<b>8</b>	<b>9</b>	<b>10</b>
	1	2:10.23	2:02.08	4:25.81	1:28.78	1:30.59	1:29.23	1:33.29			
<b>32</b>	<b>Oliver LLEWELLYN</b>										
	<b>Lap</b>	<b>1</b>	<b>2</b>	<b>3</b>	<b>4</b>	<b>5</b>	<b>6</b>	<b>7</b>	<b>8</b>	<b>9</b>	<b>10</b>
	1	1:50.48	1:38.03	1:34.19	1:32.28	1:30.82	1:43.14	1:54.62			
<b>33</b>	<b>Theodore HUNT</b>										
	<b>Lap</b>	<b>1</b>	<b>2</b>	<b>3</b>	<b>4</b>	<b>5</b>	<b>6</b>	<b>7</b>	<b>8</b>	<b>9</b>	<b>10</b>
	1	1:51.09	1:38.87	1:35.59	1:34.69	1:34.05	1:50.56				
<b>40</b>	<b>Richard ILIFFE</b>										
	<b>Lap</b>	<b>1</b>	<b>2</b>	<b>3</b>	<b>4</b>	<b>5</b>	<b>6</b>	<b>7</b>	<b>8</b>	<b>9</b>	<b>10</b>
	1	1:53.46	1:40.47	1:38.39	1:37.98	1:38.63	1:40.09	1:39.75	1:39.21	1:40.28	
<b>44</b>	<b>David WYLIE</b>										
	<b>Lap</b>	<b>1</b>	<b>2</b>	<b>3</b>	<b>4</b>	<b>5</b>	<b>6</b>	<b>7</b>	<b>8</b>	<b>9</b>	<b>10</b>
	1	1:53.83	1:42.33	1:41.72	1:42.43	1:40.73	1:42.09	1:39.87	1:41.36	1:41.29	
<b>46</b>	<b>Ian BALMFORTH</b>										
	<b>Lap</b>	<b>1</b>	<b>2</b>	<b>3</b>	<b>4</b>	<b>5</b>	<b>6</b>	<b>7</b>	<b>8</b>	<b>9</b>	<b>10</b>
	1	1:52.26	1:41.81	1:45.66	1:48.06	1:43.83	1:42.26	1:40.87	1:41.17	1:41.61	
<b>47</b>	<b>Dennis BINGHAM</b>										
	<b>Lap</b>	<b>1</b>	<b>2</b>	<b>3</b>	<b>4</b>	<b>5</b>	<b>6</b>	<b>7</b>	<b>8</b>	<b>9</b>	<b>10</b>
	1	2:02.18	1:54.92	1:53.72	1:49.09	1:47.77	1:46.77	1:46.78	1:46.62		
<b>49</b>	<b>Christopher BATTY</b>										
	<b>Lap</b>	<b>1</b>	<b>2</b>	<b>3</b>	<b>4</b>	<b>5</b>	<b>6</b>	<b>7</b>	<b>8</b>	<b>9</b>	<b>10</b>
	1	1:56.97	1:51.18	1:51.99	1:47.44	1:46.62	1:47.19	1:47.09	1:47.93		
<b>50</b>	<b>Michael JAMES</b>										
	<b>Lap</b>	<b>1</b>	<b>2</b>	<b>3</b>	<b>4</b>	<b>5</b>	<b>6</b>	<b>7</b>	<b>8</b>	<b>9</b>	<b>10</b>
	1	1:43.21									

<b>69</b>	<b>Dougal CAWLEY</b>									
<b>Lap</b>	<b>1</b>	<b>2</b>	<b>3</b>	<b>4</b>	<b>5</b>	<b>6</b>	<b>7</b>	<b>8</b>	<b>9</b>	<b>10</b>
1	1:47.72	1:38.14	1:43.35	1:38.50	1:55.89					
<b>89</b>	<b>Charles GOLDSPINK</b>									
<b>Lap</b>	<b>1</b>	<b>2</b>	<b>3</b>	<b>4</b>	<b>5</b>	<b>6</b>	<b>7</b>	<b>8</b>	<b>9</b>	<b>10</b>
1	2:06.13	1:50.50	1:48.39	1:45.64	1:43.48	1:45.22	1:43.38	1:43.15	1:44.19	
<b>129</b>	<b>Charles GODDARD</b>									
<b>Lap</b>	<b>1</b>	<b>2</b>	<b>3</b>	<b>4</b>	<b>5</b>	<b>6</b>	<b>7</b>	<b>8</b>	<b>9</b>	<b>10</b>
1	1:52.08	1:45.17	1:43.76	1:41.30	1:41.91	1:39.72	1:39.68	1:42.93	1:40.32	
<b>132</b>	<b>Alexander HEWITSON</b>									
<b>Lap</b>	<b>1</b>	<b>2</b>	<b>3</b>	<b>4</b>	<b>5</b>	<b>6</b>	<b>7</b>	<b>8</b>	<b>9</b>	<b>10</b>
1	1:52.96	1:39.70	1:37.94	1:39.65	1:36.98	1:36.82	1:36.23	1:36.82	1:36.46	
<b>135</b>	<b>Chris HUDSON</b>									
<b>Lap</b>	<b>1</b>	<b>2</b>	<b>3</b>	<b>4</b>	<b>5</b>	<b>6</b>	<b>7</b>	<b>8</b>	<b>9</b>	<b>10</b>
1	1:54.56	1:57.85	1:42.32	1:56.12						
<b>143</b>	<b>Simon BLAKENEY-EDWARDS</b>									
<b>Lap</b>	<b>1</b>	<b>2</b>	<b>3</b>	<b>4</b>	<b>5</b>	<b>6</b>	<b>7</b>	<b>8</b>	<b>9</b>	<b>10</b>
1	1:56.77	1:47.56	1:44.15	1:43.23	1:42.53	1:42.59	1:41.89	1:41.04	1:40.05	
<b>178</b>	<b>Archie WATERFIELD</b>									
<b>Lap</b>	<b>1</b>	<b>2</b>	<b>3</b>	<b>4</b>	<b>5</b>	<b>6</b>	<b>7</b>	<b>8</b>	<b>9</b>	<b>10</b>
1	1:53.94	1:44.79	1:43.33	1:43.92	1:42.75	1:41.80	1:43.38	1:42.59	1:42.09	
<b>219</b>	<b>Sandford ANDREWS</b>									
<b>Lap</b>	<b>1</b>	<b>2</b>	<b>3</b>	<b>4</b>	<b>5</b>	<b>6</b>	<b>7</b>	<b>8</b>	<b>9</b>	<b>10</b>
1	1:42.73	1:35.67	1:53.02							





# The Vintage Sports-Car Club

## RACING CARS

### PROVISIONAL RESULT - PRACTICE SESSION 6

PI	No	CI	Name	Car	Laps	Time on Lap	Behind	MPH	
1	161		Charlie MARTIN	Cooper-Climax T51	11	1:20.69	6	88.29	
2	66		Justin MAEERS	Cooper Monaco T49	12	1:21.46	9	00.77	87.46
3	5		Robin LONGDON	Lola Mk5a	11	1:22.53	7	01.84	86.32
4	99		Frederick HARPER	Kurtis Indy Roadster	11	1:23.49	7	02.80	85.33
5	26		Ian BAXTER	Brabham BT 16	10	1:24.10	9	03.41	84.71
6	8		Anthony DITHERIDGE	Cooper T45	9	1:27.03	7	06.34	81.86
7	54		Graham BARRON	Gemini Mk2	10	1:27.35	9	06.66	81.56
8	30		Patrick BLAKENEY-EDWARDS	Frazer Nash Super Sports	5	1:28.73	3	08.04	80.29
9	201		Christian PEDERSEN	Austin 7 Special	10	1:30.15	5	09.46	79.03
10	2		Rod JOLLEY	Giron Alvis Speed 20	10	1:31.48	5	10.79	77.88
11	131		Christopher PHILLIPS	Cooper Bristol Single Seat	10	1:31.53	9	10.84	77.84
12	31		Michael JAMES	Riley 12/4 Cotton Special	7	1:33.18	5	12.49	76.46
13	210		Oliver NUTHALL	Cooper Bristol T23	4	1:34.10	3	13.41	75.71
14	52		Kim SHEARN	Penny Ford F3	9	1:35.28	8	14.59	74.77
15	211		Jean DE MESTRAL	Cooper T51	9	1:39.39	7	18.70	71.68
16	72		David MOORHOUSE	Austin Mini Cooper S	3	1:46.29	2	25.60	67.03
17	15		Charles GILLET	Frazer Nash TT Rep	6	1:48.78	5	28.09	65.49

Weather / Track :  
Start Time : 11:07

Donington Park

09 Jul 23 11:26

Clerk of Course:

Time Issued:

Chief Timekeeper: Anthony Smith

THESE RESULTS ARE PROVISIONAL UNTIL THE CONCLUSION OF ANY JUDICIAL AND TECHNICAL MATTERS

Timing by HS Sports Ltd - Results and Lap Times at [www.theresultslive.co.uk/vintage-sports-car-club](http://www.theresultslive.co.uk/vintage-sports-car-club)

# RACING CARS

## LAP TIMES - PRACTICE SESSION 6

<b>2</b>	<b>Rod JOLLEY</b>										
	<b>Lap</b>	<b>1</b>	<b>2</b>	<b>3</b>	<b>4</b>	<b>5</b>	<b>6</b>	<b>7</b>	<b>8</b>	<b>9</b>	<b>10</b>
	1	1:45.96	1:44.66	1:38.39	1:32.85	1:31.48	1:33.45	1:33.96	1:33.77	1:31.68	1:32.13
<b>5</b>	<b>Robin LONGDON</b>										
	<b>Lap</b>	<b>1</b>	<b>2</b>	<b>3</b>	<b>4</b>	<b>5</b>	<b>6</b>	<b>7</b>	<b>8</b>	<b>9</b>	<b>10</b>
	1	1:38.17	1:31.48	1:26.61	1:25.07	1:26.14	1:25.04	1:22.53	1:23.84	1:24.87	1:23.59
	11	1:25.63									
<b>8</b>	<b>Anthony DITHERIDGE</b>										
	<b>Lap</b>	<b>1</b>	<b>2</b>	<b>3</b>	<b>4</b>	<b>5</b>	<b>6</b>	<b>7</b>	<b>8</b>	<b>9</b>	<b>10</b>
	1	1:39.09	1:31.04	1:29.50	1:29.29	1:27.45	1:28.72	1:27.03	1:39.54	3:32.07	
<b>15</b>	<b>Charles GILLETT</b>										
	<b>Lap</b>	<b>1</b>	<b>2</b>	<b>3</b>	<b>4</b>	<b>5</b>	<b>6</b>	<b>7</b>	<b>8</b>	<b>9</b>	<b>10</b>
	1	1:53.40	1:54.01	1:57.08	1:48.82	1:48.78	2:00.76				
<b>26</b>	<b>Ian BAXTER</b>										
	<b>Lap</b>	<b>1</b>	<b>2</b>	<b>3</b>	<b>4</b>	<b>5</b>	<b>6</b>	<b>7</b>	<b>8</b>	<b>9</b>	<b>10</b>
	1	1:39.35	1:31.21	1:28.43	1:25.68	1:26.83	1:25.67	1:24.60	1:48.52	1:24.10	1:26.35
<b>30</b>	<b>Patrick BLAKENEY-EDWARDS</b>										
	<b>Lap</b>	<b>1</b>	<b>2</b>	<b>3</b>	<b>4</b>	<b>5</b>	<b>6</b>	<b>7</b>	<b>8</b>	<b>9</b>	<b>10</b>
	1	1:34.73	1:29.11	1:28.73	1:29.23	1:52.66					
<b>31</b>	<b>Michael JAMES</b>										
	<b>Lap</b>	<b>1</b>	<b>2</b>	<b>3</b>	<b>4</b>	<b>5</b>	<b>6</b>	<b>7</b>	<b>8</b>	<b>9</b>	<b>10</b>
	1	1:50.15	1:33.92	1:33.69	1:34.05	1:33.18	1:34.79	1:46.26			
<b>52</b>	<b>Kim SHEARN</b>										
	<b>Lap</b>	<b>1</b>	<b>2</b>	<b>3</b>	<b>4</b>	<b>5</b>	<b>6</b>	<b>7</b>	<b>8</b>	<b>9</b>	<b>10</b>
	1	2:02.22	1:48.31	1:45.76	1:57.29	1:42.72	1:37.67	1:36.45	1:35.28	1:36.61	
<b>54</b>	<b>Graham BARRON</b>										
	<b>Lap</b>	<b>1</b>	<b>2</b>	<b>3</b>	<b>4</b>	<b>5</b>	<b>6</b>	<b>7</b>	<b>8</b>	<b>9</b>	<b>10</b>
	1	1:42.43	2:21.42	1:32.25	1:28.54	1:28.92	1:27.91	1:27.57	1:27.61	1:27.35	1:31.63
<b>66</b>	<b>Justin MAEERS</b>										
	<b>Lap</b>	<b>1</b>	<b>2</b>	<b>3</b>	<b>4</b>	<b>5</b>	<b>6</b>	<b>7</b>	<b>8</b>	<b>9</b>	<b>10</b>
	1	1:27.11	1:23.84	1:26.38	1:23.08	1:28.01	1:23.36	1:21.88	1:22.37	1:21.46	1:22.13
	11	1:22.05	1:31.86								
<b>72</b>	<b>David MOORHOUSE</b>										
	<b>Lap</b>	<b>1</b>	<b>2</b>	<b>3</b>	<b>4</b>	<b>5</b>	<b>6</b>	<b>7</b>	<b>8</b>	<b>9</b>	<b>10</b>
	1	1:51.81	1:46.29	1:58.82							
<b>99</b>	<b>Frederick HARPER</b>										
	<b>Lap</b>	<b>1</b>	<b>2</b>	<b>3</b>	<b>4</b>	<b>5</b>	<b>6</b>	<b>7</b>	<b>8</b>	<b>9</b>	<b>10</b>
	1	1:34.06	1:26.84	1:25.65	1:26.34	1:24.55	1:23.76	1:23.49	1:25.62	1:25.02	1:26.96
	11	1:25.50									

---

**131 Christopher PHILLIPS**

Lap	1	2	3	4	5	6	7	8	9	10
1	1:45.50	1:34.54	1:34.44	1:31.89	1:32.61	1:33.17	1:32.34	1:31.69	1:31.53	1:53.39

---

**161 Charlie MARTIN**

Lap	1	2	3	4	5	6	7	8	9	10
1	1:27.91	1:21.44	1:21.16	1:25.56	1:20.77	1:20.69	1:22.12	1:23.60	1:22.25	1:22.35
11	1:22.58									

---

**201 Christian PEDERSEN**

Lap	1	2	3	4	5	6	7	8	9	10
1	1:47.99	1:39.86	1:32.63	1:30.23	1:30.15	1:30.78	1:34.03	1:34.30	1:32.39	1:35.57

---

**210 Oliver NUTHALL**

Lap	1	2	3	4	5	6	7	8	9	10
1	1:45.29	7:41.47	1:34.10	1:40.09						

---

**211 Jean DE MESTRAL**

Lap	1	2	3	4	5	6	7	8	9	10
1	1:56.78	1:45.98	1:46.45	1:43.73	1:40.88	1:39.81	1:39.39	1:40.15	1:41.52	



# The Vintage Sports-Car Club

## LONGSTONE TYRES LIGHT CARS

### PROVISIONAL RESULT - PRACTICE SESSION 7

PI	No	CI Name	Car	Laps	Time on Lap	Behind	MPH
1	110	Andrew MORLAND	MG PA	8	2:10.21	7	54.71
2	61	I.ROCHE/ W.WAY	Amilcar Cass	10	2:19.15	2 08.94	51.20
3	60	D.JOHNSON/ D.JOHNSON	Austin 7 Chummy	12	2:31.20	5 20.99	47.12
4	75	M.HUDSON/ C.HUDSON	Salmson AL	9	2:32.74	3 22.53	46.64
5	170	C.PITHER/ A.PUGH	Amilcar CGS	9	2:33.39	8 23.18	46.45
6	73	D.JOHNSON/ P.JOHNSON	Salmson AL22	9	2:35.41	7 25.20	45.84
7	77	P.TUNNICLIFFE/ J.BREWSTER	Morris Minor	7	2:36.23	5 26.02	45.60
8	100	M.MOORE/ M.DANIELL	Morgan Super Aero	9	2:37.61	9 27.40	45.20
9	59	B.MAEERS/ J.MAEERS	Morgan Sports Family	6	2:38.87	6 28.66	44.84
10	88	S.BARRINGER/ R.HENNESSY	BSA Original	9	2:43.27	7 33.06	43.64
11	56	H.COLLEDGE/ A.PEACOP	Austin Chummy	8	2:44.02	6 33.81	43.44
12	98	W.CAWLEY/ J.TOWNSHEND	Austin 7 Chummy	7	2:47.34	6 37.13	42.57
13	93	G.CARR/ R.HUBBARD	Austin 7 Chummy	8	2:47.75	5 37.54	42.47
14	80	W.TEAGUE/ R.PARSONS	Austin 7 Chummy	9	2:47.91	8 37.70	42.43
15	83	M.HUNT/ T.HUNT	Austin 7 Chummy	7	2:49.00	1 38.79	42.16
16	82	M.GROVES/ J.BAYLISS	Salmson GN	8	2:49.06	4 38.85	42.14
17	123	M.NEW/ J.WHITE	Frazer Nash/GN Boulogne	9	2:50.94	2 40.73	41.68
18	279	J.EDWARDS/ T.HARRISON	GN Tourer Open 2 Str	10	2:52.22	9 42.01	41.37
19	91	S.WELCH/ T.ADAMS	Austin 7	8	2:52.64	7 42.43	41.27
20	72	L.PARKIN/ R.SMITH	Austin 7 Chummy	9	2:53.71	6 43.50	41.01
21	58	D.BINGHAM/ S.RICH	Austin 7 Chummy	3	2:54.98	2 44.77	40.72
22	121	Mark WALKER	GN Grand Prix	8	2:56.25	5 46.04	40.42
23	691	A.FROST/ S.FROST	Salmson AL3	1	2:57.66	1 47.45	40.10
24	86	A.CAWLEY/ M.SHEPHERD	Austin 7 Chummy	9	3:01.79	8 51.58	39.19
25	85	G.SCHOLEY/ J.FENNING	Austin 7 Chummy	8	3:02.14	6 51.93	39.11
26	55	M.BIRKETT/ R.BIRKETT	Triumph Super Seven	9	3:07.97	1 57.76	37.90
27	67	D.CAWLEY/ L.CAWLEY	GN Standard	7	3:09.56	1 59.35	37.58
28	282	K.MYCOCK/ O.CHILTON	Peugeot 190S	7	3:21.61	6 01:11.40	35.34
29	57	J. BLAKENEY-EDWARDS/ S. BLAKENEY-EDWARDS	Tatra Type 11 Rennwagen	2	3:23.83	1 01:13.62	34.95
30	197	J.WISEMAN/ R.WISEMAN	Austin 7 Chummy	8	3:24.18	1 01:13.97	34.89
31	3	R.MATTHEWS/ T.ADAMS	Lagonda Model K	8	3:26.97	7 01:16.76	34.42
32	64	M.PARKIN/ G.OWEN	Trojan Utility	7	3:28.73	1 01:18.52	34.13
33	127	A.HOWE-DAVIES/ T.LEES	Peugeot Quadrilette	5	3:54.89	1 01:44.68	30.33
34	81	P. ROGERS/ A. JONES	New Carden Family Tourer	7	3:58.37	5 01:48.16	29.89
35	128	Archie BULLETT	Bedelia BD2 'Course'	2	4:38.35	1 02:28.14	25.60
36	92	R.MARSH/ W.MARSH	Bedelia BD2 Tandem	3	5:22.15	2 03:11.94	22.12
37	126	Rufus FLANN	Philos Torpedo	4	7:13.80	3 05:03.59	16.42

#### Not-Seen

63	Y. NG/ R. MOORE	Austin 7 Chummy
65	S.SCOTT/ A.SCOTT	Talbot 8/18
90	R.WHITE/ J.HOLDEN	Swift Unk

Car 110 practiced out of session

Weather / Track : Bright/Dry

Start Time : 11:30

Donington Park

09 Jul 23 12:08

Clerk of Course:	Time Issued:	Chief Timekeeper: Anthony Smith
------------------	--------------	---------------------------------

THESE RESULTS ARE PROVISIONAL UNTIL THE CONCLUSION OF ANY JUDICIAL AND TECHNICAL MATTERS

Timing by HS Sports Ltd - Results and Lap Times at [www.theresultslive.co.uk/vintage-sports-car-club](http://www.theresultslive.co.uk/vintage-sports-car-club)

# LONGSTONE TYRES LIGHT CARS

## LAP TIMES - PRACTICE SESSION 7

---

**3 R.MATTHEWS/ T.ADAMS**

Lap	1	2	3	4	5	6	7	8	9	10
1	3:40.10	3:31.21	3:31.60	3:33.86	4:43.41	3:33.49	3:26.97	5:36.37		

---

**55 M.BIRKETT/ R.BIRKETT**

Lap	1	2	3	4	5	6	7	8	9	10
1	3:07.97	3:10.61	3:15.65	4:39.60	3:17.36	3:14.72	4:19.36	3:10.43	3:21.34	

---

**56 H.COLLEDGE/ A.PEACOP**

Lap	1	2	3	4	5	6	7	8	9	10
1	3:06.38	2:48.25	2:46.74	2:47.86	3:26.32	2:44.02	2:47.33	2:47.25		

---

**57 J. BLAKENEY-EDWARDS/ S. BLA**

Lap	1	2	3	4	5	6	7	8	9	10
1	3:23.83	3:47.00								

---

**58 D.BINGHAM/ S.RICH**

Lap	1	2	3	4	5	6	7	8	9	10
1	2:58.19	2:54.98	9:24.00							

---

**59 B.MAEERS/ J.MAEERS**

Lap	1	2	3	4	5	6	7	8	9	10
1	3:06.65	3:02.43	2:56.35	2:51.96	3:34.38	2:38.87				

---

**60 D.JOHNSON/ D.JOHNSON**

Lap	1	2	3	4	5	6	7	8	9	10
1	3:05.82	3:01.09	3:06.83	3:55.09	2:31.20	2:36.54	2:32.84	2:32.63	2:32.78	2:33.35
11	2:32.63	2:50.09								

---

**61 I.ROCHE/ W.WAY**

Lap	1	2	3	4	5	6	7	8	9	10
1	2:31.64	2:19.15	2:23.91	2:20.64	2:23.23	4:00.76	2:49.99	2:50.51	2:50.89	2:52.45

---

**64 M.PARKIN/ G.OWEN**

Lap	1	2	3	4	5	6	7	8	9	10
1	3:28.73	3:29.34	3:32.80	4:45.29	3:35.77	3:36.44	3:48.83			

---

**67 D.CAWLEY/ L.CAWLEY**

Lap	1	2	3	4	5	6	7	8	9	10
1	3:09.56	3:15.04	3:24.16	5:09.70	3:49.83	3:48.91	3:53.46			

---

**72 L.PARKIN/ R.SMITH**

Lap	1	2	3	4	5	6	7	8	9	10
1	3:03.89	2:58.45	3:05.85	3:00.01	3:58.04	2:53.71	2:56.06	3:02.80	3:05.15	

---

**73 D.JOHNSON/ P.JOHNSON**

Lap	1	2	3	4	5	6	7	8	9	10
1	2:55.96	2:45.62	2:46.09	4:10.63	2:44.57	2:43.06	2:35.41	3:20.94	2:45.04	

---

**75 M.HUDSON/ C.HUDSON**

Lap	1	2	3	4	5	6	7	8	9	10
-----	---	---	---	---	---	---	---	---	---	----

	1	2:54.70	2:37.52	2:32.74	2:58.79	3:38.91	2:42.69	2:40.73	2:39.95	2:57.76	
<b>77</b>	<b>P.TUNNICLIFFE/ J.BREWSTER</b>										
	<b>Lap</b>	<b>1</b>	<b>2</b>	<b>3</b>	<b>4</b>	<b>5</b>	<b>6</b>	<b>7</b>	<b>8</b>	<b>9</b>	<b>10</b>
	1	3:17.77	3:21.46	3:10.02	3:41.64	2:36.23	2:37.26	2:37.18			
<b>80</b>	<b>W.TEAGUE/ R.PARSONS</b>										
	<b>Lap</b>	<b>1</b>	<b>2</b>	<b>3</b>	<b>4</b>	<b>5</b>	<b>6</b>	<b>7</b>	<b>8</b>	<b>9</b>	<b>10</b>
	1	2:53.40	2:50.12	2:51.41	3:16.66	3:47.04	3:03.17	2:49.39	2:47.91	2:55.82	
<b>81</b>	<b>P. ROGERS/ A. JONES</b>										
	<b>Lap</b>	<b>1</b>	<b>2</b>	<b>3</b>	<b>4</b>	<b>5</b>	<b>6</b>	<b>7</b>	<b>8</b>	<b>9</b>	<b>10</b>
	1	4:17.99	4:13.10	4:17.12	6:28.62	3:58.37	4:02.82	4:14.89			
<b>82</b>	<b>M.GROVES/ J.BAYLISS</b>										
	<b>Lap</b>	<b>1</b>	<b>2</b>	<b>3</b>	<b>4</b>	<b>5</b>	<b>6</b>	<b>7</b>	<b>8</b>	<b>9</b>	<b>10</b>
	1	4:04.34	6:11.24	5:44.13	2:49.06	2:50.15	2:56.17	3:34.81	2:57.13		
<b>83</b>	<b>M.HUNT/ T.HUNT</b>										
	<b>Lap</b>	<b>1</b>	<b>2</b>	<b>3</b>	<b>4</b>	<b>5</b>	<b>6</b>	<b>7</b>	<b>8</b>	<b>9</b>	<b>10</b>
	1	2:49.00	2:54.12	3:46.88	2:54.79	2:52.89	2:50.37	2:50.32			
<b>85</b>	<b>G.SCHOLEY/ J.FENNING</b>										
	<b>Lap</b>	<b>1</b>	<b>2</b>	<b>3</b>	<b>4</b>	<b>5</b>	<b>6</b>	<b>7</b>	<b>8</b>	<b>9</b>	<b>10</b>
	1	3:11.52	3:12.21	3:17.50	3:29.89	4:07.77	3:02.14	3:03.73	3:09.53		
<b>86</b>	<b>A.CAWLEY/ M.SHEPHERD</b>										
	<b>Lap</b>	<b>1</b>	<b>2</b>	<b>3</b>	<b>4</b>	<b>5</b>	<b>6</b>	<b>7</b>	<b>8</b>	<b>9</b>	<b>10</b>
	1	3:39.56	3:20.24	3:16.70	3:19.84	5:25.16	3:05.38	3:07.97	3:01.79	3:10.15	
<b>88</b>	<b>S.BARRINGER/ R.HENNESSY</b>										
	<b>Lap</b>	<b>1</b>	<b>2</b>	<b>3</b>	<b>4</b>	<b>5</b>	<b>6</b>	<b>7</b>	<b>8</b>	<b>9</b>	<b>10</b>
	1	3:05.04	2:57.42	2:57.09	2:56.09	3:46.02	2:44.78	2:43.27	2:44.11	2:49.48	
<b>91</b>	<b>S.WELCH/ T.ADAMS</b>										
	<b>Lap</b>	<b>1</b>	<b>2</b>	<b>3</b>	<b>4</b>	<b>5</b>	<b>6</b>	<b>7</b>	<b>8</b>	<b>9</b>	<b>10</b>
	1	3:11.42	3:12.29	3:11.03	4:44.32	2:53.13	2:54.14	2:52.64	3:13.84		
<b>92</b>	<b>R.MARSH/ W.MARSH</b>										
	<b>Lap</b>	<b>1</b>	<b>2</b>	<b>3</b>	<b>4</b>	<b>5</b>	<b>6</b>	<b>7</b>	<b>8</b>	<b>9</b>	<b>10</b>
	1	5:27.83	5:22.15	5:29.05							
<b>93</b>	<b>G.CARR/ R.HUBBARD</b>										
	<b>Lap</b>	<b>1</b>	<b>2</b>	<b>3</b>	<b>4</b>	<b>5</b>	<b>6</b>	<b>7</b>	<b>8</b>	<b>9</b>	<b>10</b>
	1	3:06.29	3:02.82	2:59.53	5:20.20	2:47.75	2:47.84	2:50.78	3:08.20		
<b>98</b>	<b>W.CAWLEY/ J.TOWNSHEND</b>										
	<b>Lap</b>	<b>1</b>	<b>2</b>	<b>3</b>	<b>4</b>	<b>5</b>	<b>6</b>	<b>7</b>	<b>8</b>	<b>9</b>	<b>10</b>
	1	3:07.29	3:06.80	3:20.12	3:19.81	4:33.40	2:47.34	3:04.64			
<b>100</b>	<b>M.MOORE/ M.DANIELL</b>										
	<b>Lap</b>	<b>1</b>	<b>2</b>	<b>3</b>	<b>4</b>	<b>5</b>	<b>6</b>	<b>7</b>	<b>8</b>	<b>9</b>	<b>10</b>
	1	2:37.72	2:38.51	2:39.99	5:11.18	2:39.58	2:49.97	2:56.25	5:16.67	2:37.61	
<b>110</b>	<b>Andrew MORLAND</b>										
	<b>Lap</b>	<b>1</b>	<b>2</b>	<b>3</b>	<b>4</b>	<b>5</b>	<b>6</b>	<b>7</b>	<b>8</b>	<b>9</b>	<b>10</b>
	1	2:44.41	2:12.69	2:32.74	2:21.03	2:23.75	2:13.68	2:10.21	2:35.37		

---

**121 Mark WALKER**

Lap	1	2	3	4	5	6	7	8	9	10
1	3:07.76	3:03.27	2:59.39	2:57.34	2:56.25	3:01.06	3:03.76	3:12.37		

---

**123 M.NEW/ J.WHITE**

Lap	1	2	3	4	5	6	7	8	9	10
1	2:57.44	2:50.94	2:51.21	4:35.95	2:52.26	2:53.04	2:52.51	4:18.61	2:56.10	

---

**126 Rufus FLANN**

Lap	1	2	3	4	5	6	7	8	9	10
1	7:14.70	7:14.28	7:13.80	7:33.49						

---

**127 A.HOWE-DAVIES/ T.LEES**

Lap	1	2	3	4	5	6	7	8	9	10
1	3:54.89	4:02.26	7:06.28	3:58.13	4:08.10					

---

**128 Archie BULLETT**

Lap	1	2	3	4	5	6	7	8	9	10
1	4:38.35	12:10.47								

---

**170 C.PITHER/ A.PUGH**

Lap	1	2	3	4	5	6	7	8	9	10
1	2:46.55	2:41.85	2:43.83	4:37.23	2:37.89	2:34.04	2:34.68	2:33.39	2:52.64	

---

**197 J.WISEMAN/ R.WISEMAN**

Lap	1	2	3	4	5	6	7	8	9	10
1	3:24.18	3:24.18	3:30.59	3:49.74	4:50.05	3:24.18	3:24.44	4:50.38		

---

**279 J.EDWARDS/ T.HARRISON**

Lap	1	2	3	4	5	6	7	8	9	10
1	3:07.49	3:05.58	3:10.36	3:11.61	3:39.20	2:53.13	2:54.30	2:56.78	2:52.22	2:55.42

---

**282 K.MYCOCK/ O.CHILTON**

Lap	1	2	3	4	5	6	7	8	9	10
1	3:28.18	4:10.35	3:57.84	3:23.27	4:26.40	3:21.61	3:24.54			

---

**691 A.FROST/ S.FROST**

Lap	1	2	3	4	5	6	7	8	9	10
1	2:57.66									

---



## DONINGTON MUG TROPHY RACE FOR VSCC SPECIALS

### RESULT - RACE 1

Pl	No	Cl	Name	Car	Year	Laps	Time	Behind	MPH	Best Lap on	MPH
1	32		Oliver LLEWELLYN	Bentley 3/8	1926/30	7	10:59.87		75.58	1:33.43	4 76.25
2	33		Theodore HUNT	Frazer Nash TT Replica	1932/38	7	11:06.82	6.95	74.79	1:33.85	4 75.91
3	7		Anthony SEBER	Wolseley Hornet Special	1935	7	11:15.86	15.99	73.79	1:35.16	5 74.87
4	132		Alexander HEWITSON	Riley 12/4 Special	1937	7	11:21.30	21.43	73.20	1:35.47	3 74.62
5	69		Dougal CAWLEY	GN/Ford Piglet	1929	7	11:47.05	47.18	70.53	1:36.72	4 73.66
6	129		Charles GODDARD	MG PA-PB	1934	7	11:54.91	55.04	69.76	1:38.20	6 72.55
7	44		David WYLIE	Frazer Nash AC	1928	7	11:56.86	56.99	69.57	1:39.49	7 71.61
8	178		Archie WATERFIELD	GN Harlequin	1922/28	7	11:58.83	58.96	69.38	1:40.10	4 71.17
9	24		Rebecca SMITH	Morris Mord	1929	7	12:11.13	1:11.26	68.21	1:41.89	7 69.92
10	47		Dennis BINGHAM	Riley Falcon Special	1935	7	12:48.70	1:48.83	64.88	1:46.63	5 66.81
11	103		Iain ROCHE	Frazer Nash TT Rep	1937	7	12:49.30	1:49.43	64.83	1:47.24	3 66.43
12	274		Mark DOLTON	MG PB Special	1936	6	11:03.82	1 Lap	64.39	1:48.59	4 65.61 *
13	6		Robert MOORE	GN Special	1923/29	6	11:04.72	1 Lap	64.31	1:47.74	5 66.13
14	107		Graeme WHITING	Railton 8 Special	1935	6	11:18.64	1 Lap	62.99	1:50.34	4 64.57
15	10		Oliver TOMLIN	Morgan Super Sports	1933	6	11:18.94	1 Lap	62.96	1:48.21	5 65.84
16	105		Thomas DEAN	Alvis Silver Eagle	1933	6	11:49.81	1 Lap	60.22	1:54.17	4 62.40
17	19		Robert BARBET	Austin 7	1934/36	6	12:53.50	1 Lap	55.26	2:04.75	2 57.11
18	119		Ian FYFE	Alvis 12/70 Special	1937	6	12:56.06	1 Lap	55.08	2:05.79	3 56.64
<b>Not-Classified</b>											
	189		David GOLDSPINK	Frazer Nash Acedes	1927	4	11:35.23	NCF	40.99	1:49.95	2 64.80
	1		Jeffrey EDWARDS	Alvis Silver Eagle	1927	4	7:54.62	DNF	60.04	1:52.75	3 63.19
	40		Richard ILIFFE	Riley TT Sprite Replica	1939	0		Starter			

#### Fastest Lap

32 Oliver LLEWELLYN Bentley 3/8 1926/30 1:33.43 4 76.25

Weather / Track :

Start Time : 13:33

Donington Park

\*\*\* = handicap winner

Printed : 09 Jul 23 13:48

Clerk of Course:

Time Issued:

Chief Timekeeper: Anthony Smith



# RACE GRID

## DONINGTON MUG TROPHY RACE FOR VSCC SPECIALS

### RACE 1

ROW 12	<b>19</b> 02:04.310 Robert BARBET	<b>119</b> 02:07.890 Ian FYFE
ROW 11	<b>1</b> 01:53.220 Jeffrey EDWARDS	<b>105</b> 01:55.050 Thomas DEAN
ROW 10	<b>10</b> 01:51.060 Oliver TOMLIN	<b>107</b> 01:52.120 Graeme WHITING
ROW 9	<b>6</b> 01:50.060 Robert MOORE	<b>189</b> 01:50.110 David GOLDSPINK
ROW 8	<b>274</b> 01:49.080 Mark DOLTON	<b>103</b> 01:49.380 Iain ROCHE
ROW 7	<b>202</b> 01:44.610 Tom THORNTON	<b>47</b> 01:46.620 Dennis BINGHAM
ROW 6	<b>178</b> 01:41.800 Archie WATERFIELD	<b>50</b> 01:43.210 Michael JAMES
ROW 5	<b>44</b> 01:39.870 David WYLIE	<b>24</b> 01:41.700 Rebecca SMITH
ROW 4	<b>69</b> 01:38.140 Dougal CAWLEY	<b>129</b> 01:39.680 Charles GODDARD
ROW 3	<b>7</b> 01:37.830 Anthony SEBER	<b>40</b> 01:37.980 Richard ILIFFE
ROW 2	<b>33</b> 01:34.050 Theodore HUNT	<b>132</b> 01:36.230 Alexander HEWITSON
ROW 1	<b>32</b> 01:30.820 Oliver LLEWELLYN	<b>9</b> 01:33.750 Ben MAEERS

POLE

# DONINGTON MUG TROPHY RACE FOR VSCC SPECIALS

## LAP TIMES - RACE 1

<b>1</b>	<b>Jeffrey EDWARDS</b>									
<b>Lap</b>	<b>1</b>	<b>2</b>	<b>3</b>	<b>4</b>	<b>5</b>	<b>6</b>	<b>7</b>	<b>8</b>	<b>9</b>	<b>10</b>
1	2:07.09	1:54.50	1:52.75	2:00.28						
<b>6</b>	<b>Robert MOORE</b>									
<b>Lap</b>	<b>1</b>	<b>2</b>	<b>3</b>	<b>4</b>	<b>5</b>	<b>6</b>	<b>7</b>	<b>8</b>	<b>9</b>	<b>10</b>
1	2:00.94	1:49.98	1:49.21	1:48.41	1:47.74	1:48.44				
<b>7</b>	<b>Anthony SEBER</b>									
<b>Lap</b>	<b>1</b>	<b>2</b>	<b>3</b>	<b>4</b>	<b>5</b>	<b>6</b>	<b>7</b>	<b>8</b>	<b>9</b>	<b>10</b>
1	1:40.11	1:35.96	1:35.23	1:35.85	1:35.16	1:35.77	1:37.78			
<b>10</b>	<b>Oliver TOMLIN</b>									
<b>Lap</b>	<b>1</b>	<b>2</b>	<b>3</b>	<b>4</b>	<b>5</b>	<b>6</b>	<b>7</b>	<b>8</b>	<b>9</b>	<b>10</b>
1	2:07.53	1:52.34	1:52.00	1:48.81	1:48.21	1:50.05				
<b>19</b>	<b>Robert BARBET</b>									
<b>Lap</b>	<b>1</b>	<b>2</b>	<b>3</b>	<b>4</b>	<b>5</b>	<b>6</b>	<b>7</b>	<b>8</b>	<b>9</b>	<b>10</b>
1	2:16.04	2:04.75	2:08.80	2:08.17	2:07.74	2:08.00				
<b>24</b>	<b>Rebecca SMITH</b>									
<b>Lap</b>	<b>1</b>	<b>2</b>	<b>3</b>	<b>4</b>	<b>5</b>	<b>6</b>	<b>7</b>	<b>8</b>	<b>9</b>	<b>10</b>
1	1:48.99	1:46.15	1:44.18	1:43.12	1:42.28	1:44.52	1:41.89			
<b>32</b>	<b>Oliver LLEWELLYN</b>									
<b>Lap</b>	<b>1</b>	<b>2</b>	<b>3</b>	<b>4</b>	<b>5</b>	<b>6</b>	<b>7</b>	<b>8</b>	<b>9</b>	<b>10</b>
1	1:36.66	1:33.68	1:33.75	1:33.43	1:34.13	1:34.49	1:33.73			
<b>33</b>	<b>Theodore HUNT</b>									
<b>Lap</b>	<b>1</b>	<b>2</b>	<b>3</b>	<b>4</b>	<b>5</b>	<b>6</b>	<b>7</b>	<b>8</b>	<b>9</b>	<b>10</b>
1	1:40.41	1:34.17	1:34.42	1:33.85	1:34.59	1:33.89	1:35.49			
<b>44</b>	<b>David WYLIE</b>									
<b>Lap</b>	<b>1</b>	<b>2</b>	<b>3</b>	<b>4</b>	<b>5</b>	<b>6</b>	<b>7</b>	<b>8</b>	<b>9</b>	<b>10</b>
1	1:49.24	1:42.84	1:43.28	1:41.18	1:41.20	1:39.63	1:39.49			
<b>47</b>	<b>Dennis BINGHAM</b>									
<b>Lap</b>	<b>1</b>	<b>2</b>	<b>3</b>	<b>4</b>	<b>5</b>	<b>6</b>	<b>7</b>	<b>8</b>	<b>9</b>	<b>10</b>
1	1:58.14	1:48.52	1:46.82	1:46.70	1:46.63	1:47.15	1:54.74			
<b>69</b>	<b>Dougal CAWLEY</b>									
<b>Lap</b>	<b>1</b>	<b>2</b>	<b>3</b>	<b>4</b>	<b>5</b>	<b>6</b>	<b>7</b>	<b>8</b>	<b>9</b>	<b>10</b>
1	1:58.41	1:36.99	1:37.61	1:36.72	1:40.77	1:38.40	1:38.15			
<b>103</b>	<b>Iain ROCHE</b>									
<b>Lap</b>	<b>1</b>	<b>2</b>	<b>3</b>	<b>4</b>	<b>5</b>	<b>6</b>	<b>7</b>	<b>8</b>	<b>9</b>	<b>10</b>
1	1:59.50	1:48.02	1:47.24	1:47.60	1:47.62	1:47.54	1:51.78			
<b>105</b>	<b>Thomas DEAN</b>									
<b>Lap</b>	<b>1</b>	<b>2</b>	<b>3</b>	<b>4</b>	<b>5</b>	<b>6</b>	<b>7</b>	<b>8</b>	<b>9</b>	<b>10</b>
1	2:10.70	1:56.20	1:55.64	1:54.17	1:56.24	1:56.86				

---

**107 Graeme WHITING**

Lap	1	2	3	4	5	6	7	8	9	10
1	2:02.33	1:51.46	1:51.25	1:50.34	1:51.51	1:51.75				

---

**119 Ian FYFE**

Lap	1	2	3	4	5	6	7	8	9	10
1	2:18.22	2:06.55	2:05.79	2:08.64	2:10.58	2:06.28				

---

**129 Charles GODDARD**

Lap	1	2	3	4	5	6	7	8	9	10
1	1:50.13	1:44.90	1:40.84	1:40.97	1:40.63	1:38.20	1:39.24			

---

**132 Alexander HEWITSON**

Lap	1	2	3	4	5	6	7	8	9	10
1	1:42.11	1:36.68	1:35.47	1:36.32	1:35.67	1:37.38	1:37.67			

---

**178 Archie WATERFIELD**

Lap	1	2	3	4	5	6	7	8	9	10
1	1:50.55	1:42.29	1:41.93	1:40.10	1:42.43	1:41.40	1:40.13			

---

**189 David GOLDSPINK**

Lap	1	2	3	4	5	6	7	8	9	10
1	2:00.48	1:49.95	2:20.24	5:24.56						

---

**274 Mark DOLTON**

Lap	1	2	3	4	5	6	7	8	9	10
1	1:58.84	1:50.14	1:48.82	1:48.59	1:48.73	1:48.70				

---

# Lap Chart

## DONINGTON MUG TROPHY RACE FOR VSCC SPECIALS - RACE 1

Lap 1		Lap 2		Lap 3		Lap 4		Lap 5		Lap 6		Lap 7		Lap 8		Lap 9		Lap 10			
No	Time	No	Time	No	Time	No	Time	No	Time	No	Time	No	Time	No	Time	No	Time	No	Time		
32	1:36.66	32	3:10.34	32	4:44.09	32	6:17.52	32	7:51.65	32	9:26.14	32	10:59.87								
7	1:40.11	33	3:14.58	33	4:49.00	33	6:22.85	1	7:54.62 *1	107	9:26.89 *1	274	11:03.82 *1								
33	1:40.41	7	3:16.07	7	4:51.30	7	6:27.15	105	7:56.71 *1	10	9:28.89 *1	6	11:04.72 *1								
132	1:42.11	132	3:18.79	132	4:54.26	19	6:29.59 *1	33	7:57.44	33	9:31.33	33	11:06.82								
24	1:48.99	44	3:32.08	69	5:13.01	119	6:30.56 *1	7	8:02.31	7	9:38.08	7	11:15.86								
44	1:49.24	178	3:32.84	178	5:14.77	132	6:30.58	132	8:06.25	132	9:43.63	107	11:18.64 *1								
129	1:50.13	129	3:35.03	44	5:15.36	69	6:49.73	69	8:30.50	105	9:52.95 *1	10	11:18.94 *1								
178	1:50.55	24	3:35.14	129	5:15.87	178	6:54.87	178	8:37.30	69	10:08.90	132	11:21.30								
47	1:58.14	69	3:35.40	24	5:19.32	44	6:56.54	129	8:37.47	129	10:15.67	189	11:35.23 *3								
69	1:58.41	47	3:46.66	47	5:33.48	129	6:56.84	44	8:37.74	44	10:17.37	69	11:47.05								
274	1:58.84	103	3:47.52	103	5:34.76	24	7:02.44	19	8:37.76 *1	178	10:18.70	105	11:49.81 *1								
103	1:59.50	274	3:48.98	274	5:37.80	47	7:20.18	119	8:39.20 *1	24	10:29.24	129	11:54.91								
189	2:00.48	189	3:50.43	6	5:40.13	103	7:22.36	24	8:44.72	19	10:45.50 *1	44	11:56.86								
6	2:00.94	6	3:50.92	107	5:45.04	274	7:26.39	47	9:06.81	119	10:49.78 *1	178	11:58.83								
107	2:02.33	107	3:53.79	10	5:51.87	6	7:28.54	103	9:09.98	47	10:53.96	24	12:11.13								
1	2:07.09	10	3:59.87	1	5:54.34	107	7:35.38	274	9:15.12	103	10:57.52	47	12:48.70								
10	2:07.53	1	4:01.59	105	6:02.54	10	7:40.68	6	9:16.28			103	12:49.30								
105	2:10.70	105	4:06.90	189	6:10.67							19	12:53.50 *1								
19	2:16.04	19	4:20.79									119	12:56.06 *1								
119	2:18.22	119	4:24.77																		



## BILL PHILIPS TROPHY RACE FOR STD & MOD. PRE-WAR SPORTS CARS

### RESULT - RACE 2

Pl	No	Cl	Name	Car	Year	Laps	Time	Behind	MPH	Best Lap on	MPH
1	37		Christopher MANN	Alfa Romeo 8C Monza	1931	10	16:34.00		71.67	1:37.66	9 72.95
2	223		Max SOWERBY	Talbot Lago T23	1939	10	16:34.97	0.97	71.60	1:38.20	9 72.55
3	35		Sue DARBYSHIRE	Morgan Super Aero	1929	10	16:35.70	1.70	71.55	1:37.92	9 72.76
4	42		Mark BRETT	Ballamy-Ford (LMB) V8 Spl	1937	10	17:03.69	29.69	69.60	1:40.36	6 70.99 *
5	169		Jonathan FENNING	Frazer Nash Emeryson	1936	10	17:04.98	30.98	69.51	1:40.47	3 70.91
6	43		Jo BLAKENEY-EDWARDS	Frazer Nash Super Sports	1929	10	17:30.53	56.53	67.82	1:41.88	10 69.93
7	53		Nigel DOWDING	Riley Brooklands	1929	10	17:47.13	1:13.13	66.76	1:43.53	5 68.81
8	14		Edward BRADLEY	Aston Martin Ulster	1935	10	17:47.29	1:13.29	66.75	1:43.07	8 69.12
9	101		David JOHNSON	Frazer Nash Super Sports	1929	10	18:24.06	1:50.06	64.53	1:48.20	6 65.84
10	106		David SAXL	Roesch Talbot AV105	1933	9	17:20.80	1 Lap	61.61	1:52.39	9 63.39
11	108		Andy NEWBOUND	Frazer Nash Ulster 100	1936	9	17:21.68	1 Lap	61.55	1:52.24	9 63.47
12	113		Thomas OZANNE	Aston Martin Speed Ulster	1938	9	17:53.92	1 Lap	59.71	1:55.16	7 61.87
13	110		Andrew MORLAND	MG PA	1934	8	18:13.07	2 Laps	52.14	2:09.78	7 54.90
14	112		Hamish McNINCH	MG PA 2Str	1935	8	18:13.08	2 Laps	52.14	2:08.48	8 55.45

#### Fastest Lap

37 Christopher MANN Alfa Romeo 8C Monza 1931 1:37.66 9 72.95

Weather / Track :

Start Time : 13:56

Donington Park

\*\*\* = handicap winner

Printed : 09 Jul 23 14:25


Clerk of Course:

Time Issued:

Chief Timekeeper: Anthony Smith




# RACE GRID



## BILL PHILIPS TROPHY RACE FOR STD & MOD. PRE-WAR SPORTS CARS

### RACE 2

ROW 10	<b>4</b> Chris CHILCOTT	<b>110</b> Andrew MORLAND
ROW 9	<b>51</b> 02:08.130 Ian STANDING	<b>112</b> 02:24.300 Hamish McNINCH
ROW 8	<b>106</b> 01:56.610 David SAXL	<b>108</b> 01:57.210 Andy NEWBOUND
ROW 7	<b>62</b> 01:53.770 Jeremy FLANN	<b>113</b> 01:56.540 Thomas OZANNE
ROW 6	<b>45</b> 01:52.240 James POTTER	<b>43</b> 01:53.210 Jo BLAKENEY-EDWARD
ROW 5	<b>104</b> 01:50.870 Wilfred CAWLEY	<b>101</b> 01:51.290 David JOHNSON
ROW 4	<b>14</b> 01:47.250 Edward BRADLEY	<b>169</b> 01:48.340 Jonathan FENNING
ROW 3	<b>25</b> 01:45.870 Adam MOODY	<b>53</b> 01:46.040 Nigel DOWDING
ROW 2	<b>223</b> 01:43.480 Max SOWERBY	<b>42</b> 01:45.560 Mark BRETT
ROW 1	<b>37</b> 01:39.070 Christopher MANN	<b>35</b> 01:41.450 Sue DARBYSHIRE
<b>POLE</b>		



# BILL PHILIPS TROPHY RACE FOR STD & MOD. PRE-WAR SPORTS CARS

## LAP TIMES - RACE 2

---

**14 Edward BRADLEY**

Lap	1	2	3	4	5	6	7	8	9	10
1	1:53.77	1:47.90	1:46.83	1:44.52	1:48.09	1:46.41	1:46.07	1:43.07	1:46.20	1:44.43

---

**35 Sue DARBYSHIRE**

Lap	1	2	3	4	5	6	7	8	9	10
1	1:45.49	1:39.38	1:38.11	1:41.55	1:38.63	1:38.29	1:38.58	1:39.09	1:37.92	1:38.66

---

**37 Christopher MANN**

Lap	1	2	3	4	5	6	7	8	9	10
1	1:42.41	1:37.78	1:38.89	1:40.11	1:39.25	1:40.17	1:38.05	1:38.84	1:37.66	1:40.84

---

**42 Mark BRETT**

Lap	1	2	3	4	5	6	7	8	9	10
1	1:46.97	1:40.81	1:40.51	1:41.99	1:41.71	1:40.36	1:41.58	1:43.34	1:44.47	1:41.95

---

**43 Jo BLAKENEY-EDWARDS**

Lap	1	2	3	4	5	6	7	8	9	10
1	1:52.39	1:44.58	1:44.17	1:43.51	1:44.23	1:45.23	1:45.72	1:44.74	1:44.08	1:41.88

---

**53 Nigel DOWDING**

Lap	1	2	3	4	5	6	7	8	9	10
1	1:53.90	1:47.99	1:46.22	1:43.66	1:43.53	1:45.25	1:48.35	1:46.73	1:46.59	1:44.91

---

**101 David JOHNSON**

Lap	1	2	3	4	5	6	7	8	9	10
1	1:55.20	1:50.59	1:49.66	1:50.11	1:48.89	1:48.20	1:49.27	1:49.13	1:52.36	1:50.65

---

**106 David SAXL**

Lap	1	2	3	4	5	6	7	8	9	10
1	2:04.14	1:56.47	1:54.22	1:53.70	1:56.05	1:54.52	1:55.85	1:53.46	1:52.39	

---

**108 Andy NEWBOUND**

Lap	1	2	3	4	5	6	7	8	9	10
1	2:06.89	1:55.62	1:53.88	1:55.12	1:54.87	1:53.86	1:55.22	1:53.98	1:52.24	

---

**110 Andrew MORLAND**

Lap	1	2	3	4	5	6	7	8	9	10
1	2:19.46	2:21.85	2:16.18	2:14.78	2:20.48	2:12.99	2:09.78	2:17.55		

---

**112 Hamish McNINCH**

Lap	1	2	3	4	5	6	7	8	9	10
1	2:24.91	2:15.61	2:16.39	2:16.56	2:19.71	2:18.42	2:13.00	2:08.48		

---

**113 Thomas OZANNE**

Lap	1	2	3	4	5	6	7	8	9	10
1	2:10.31	2:03.05	1:58.58	1:56.65	1:56.74	1:55.45	1:55.16	1:59.71	1:58.27	

---

**169 Jonathan FENNING**

Lap	1	2	3	4	5	6	7	8	9	10
1	1:47.88	1:40.51	1:40.47	1:42.01	1:42.00	1:41.19	1:41.14	1:43.12	1:44.61	1:42.05

---

**223 Max SOWERBY**

<b>Lap</b>	<b>1</b>	<b>2</b>	<b>3</b>	<b>4</b>	<b>5</b>	<b>6</b>	<b>7</b>	<b>8</b>	<b>9</b>	<b>10</b>
1	1:44.41	1:39.26	1:38.46	1:41.78	1:38.39	1:38.38	1:38.65	1:39.02	1:38.20	1:38.42



# Lap Chart

## BILL PHILIPS TROPHY RACE FOR STD & MOD. PRE-WAR SPORTS CARS - RACE 2

Lap 1		Lap 2		Lap 3		Lap 4		Lap 5		Lap 6		Lap 7		Lap 8		Lap 9		Lap 10	
No	Time	No	Time	No	Time	No	Time	No	Time	No	Time	No	Time	No	Time	No	Time	No	Time
37	1:42.41	37	3:20.19	37	4:59.08	37	6:39.19	37	8:18.44	37	9:58.61	37	11:36.66	37	13:15.50	37	14:53.16	37	16:34.00
223	1:44.41	223	3:23.67	223	5:02.13	223	6:43.91	223	8:22.30	223	10:00.68	106	11:39.10 *1	223	13:18.35	223	14:56.55	223	16:34.97
35	1:45.49	35	3:24.87	35	5:02.98	35	6:44.53	35	8:23.16	35	10:01.45	223	11:39.33	35	13:19.12	35	14:57.04	35	16:35.70
42	1:46.97	42	3:27.78	42	5:08.29	42	6:50.28	42	8:31.99	113	10:05.33 *1	35	11:40.03	106	13:34.95 *1	42	15:21.74	42	17:03.69
169	1:47.88	169	3:28.39	169	5:08.86	169	6:50.87	169	8:32.87	42	10:12.35	108	11:40.24 *1	108	13:35.46 *1	169	15:22.93	169	17:04.98
43	1:52.39	43	3:36.97	43	5:21.14	112	6:56.91 *1	43	8:48.88	169	10:14.06	42	11:53.93	42	13:37.27	106	15:28.41 *1	106	17:20.80 *1
14	1:53.77	14	3:41.67	53	5:28.11	110	6:57.49 *1	53	8:55.30	43	10:34.11	169	11:55.20	169	13:38.32	108	15:29.44 *1	108	17:21.68 *1
53	1:53.90	53	3:41.89	14	5:28.50	43	7:04.65	14	9:01.11	53	10:40.55	113	12:00.78 *1	110	13:45.74 *2	43	15:48.65	43	17:30.53
101	1:55.20	101	3:45.79	101	5:35.45	53	7:11.77	110	9:12.27 *1	14	10:47.52	43	12:19.83	112	13:51.60 *2	110	15:55.52 *2	53	17:47.13
106	2:04.14	106	4:00.61	106	5:54.83	14	7:13.02	112	9:13.47 *1	101	11:02.65	53	12:28.90	113	13:55.94 *1	113	15:55.65 *1	14	17:47.29
108	2:06.89	108	4:02.51	108	5:56.39	101	7:25.56	101	9:14.45	110	11:32.75 *1	14	12:33.59	43	14:04.57	53	16:02.22	113	17:53.92 *1
113	2:10.31	113	4:13.36	113	6:11.94	106	7:48.53	106	9:44.58	112	11:33.18 *1	101	12:51.92	53	14:15.63	14	16:02.86	110	18:13.07 *2
110	2:19.46	112	4:40.52			108	7:51.51	108	9:46.38					14	14:16.66	112	16:04.60 *2	112	18:13.08 *2
112	2:24.91	110	4:41.31			113	8:08.59							101	14:41.05	101	16:33.41	101	18:24.06



## REDGATE MUG TROPHY RACE FOR FISCAR & PRE-1955 SPORTS CARS

### RESULT - RACE 3

Pl	No	Cl	Name	Car	Year	Laps	Time	Behind	MPH	Best Lap on	MPH
1	174	R	Martin HUNT	HWM HWM	1954	20	31:25.37		75.58	1:28.72	3 80.30
2	20	1	Jonathan ABECASSIS	Austin Healey 100/4	1955	20	31:55.08	29.71	74.40	1:28.69	3 80.33
3	16	R	Jonathan COBB	Cooper Bristol	1955	20	32:19.55	54.18	73.46	1:28.92	3 80.12
4	71	1	Brian ARCULUS	Lotus Elite	1961	20	32:56.44	1:31.07	72.09	1:31.42	2 77.93
5	38	2/R	Alistair PUGH	Frazer Nash Le Mans Repli	1952	19	31:46.68	1 Lap	70.99	1:34.01	8 75.78
6	74	1	D.CAWLEY/ M.GROVES	Lotus Elite	1959	19	31:47.05	1 Lap	70.98	1:33.31	8 76.35
7	181	Inv	G.TURRAL/ R.WORTHINGTON	Triumph TR3A	1959	19	32:34.80	1 Lap	69.25	1:30.58	4 78.65
8	22	2/R	Michael SCOTT	Frazer Nash MkII Le Mans	1953/54	19	32:57.64	1 Lap	68.45	1:38.00	9 72.70 *
9	156	4	Shaun BROMLEY	MG A	1958	18	31:34.23	2 Laps	67.70	1:38.51	4 72.32
10	21	4	Richard FRANKEL	Alfa Romeo Chilleta Sprint	1957	18	31:43.79	2 Laps	67.36	1:38.46	8 72.36
11	167	4/R	J.SHEARS/ M.SHEARS	Morgan Plus Four	1952	18	31:54.45	2 Laps	66.98	1:38.86	18 72.07
12	79	4	Reuben JACOB	Morgan +4	1959	18	32:20.65	2 Laps	66.08	1:41.30	5 70.33
13	220	3	Tony KILBY	Morgan Plus 4	1959	17	31:47.40	3 Laps	63.50	1:44.60	5 68.11
14	137	3/R	Christopher MANN	Alfa Romeo 1900 CSS Zag	1954	17	32:17.42	3 Laps	62.51	1:45.08	4 67.80

#### Not-Classified

396	1		G.TOLLETT/ R.TOLLETT	Austin Healey 100M	1958	13	22:18.85	DNF	69.18	1:32.91	8 76.68
111	3		Andrew COX	Triumph TR3	1958	10	17:12.72	DNF	68.99	1:37.51	5 73.06

#### Fastest Lap

20	1		Jonathan ABECASSIS	Austin Healey 100/4	1955					1:28.69	3 80.33
38	2/R		Alistair PUGH	Frazer Nash Le Mans Repli	1952					1:34.01	8 75.78
111	3		Andrew COX	Triumph TR3	1958					1:37.51	5 73.06
137	3/R		Christopher MANN	Alfa Romeo 1900 CSS Zag	1954					1:45.08	4 67.80
21	4		Richard FRANKEL	Alfa Romeo Chilleta Sprint	1957					1:38.46	8 72.36
167	4/R		J.SHEARS/ M.SHEARS	Morgan Plus Four	1952					1:38.86	18 72.07
181	Inv		G.TURRAL/ R.WORTHINGTON	Triumph TR3A	1959					1:30.58	4 78.65
174	R		Martin HUNT	HWM HWM	1954					1:28.72	3 80.30

Weather / Track :


Start Time : 14:26

Donington Park


\*\*\* = handicap winner

Printed : 09 Jul 23 15:02

Clerk of Course:	Time Issued:	Chief Timekeeper: Anthony Smith
------------------	--------------	---------------------------------




# RACE GRID



## REDGATE MUG TROPHY RACE FOR FISCAR & PRE-1955 SPORTS CARS

### RACE 3

ROW 8	<b>137</b> 01:46.080 Christopher MANN	<b>220</b> 01:47.180 Tony KILBY
ROW 7	<b>21</b> 01:40.350 Richard FRANKEL	<b>79</b> 01:40.690 Reuben JACOB
ROW 6	<b>396</b> 01:39.410 G.TOLLETT/ R.TOLLETT	<b>156</b> 01:39.740 Shaun BROMLEY
ROW 5	<b>167</b> 01:38.080 J.SHEARS/ M.SHEARS	<b>22</b> 01:39.360 Michael SCOTT
ROW 4	<b>38</b> 01:37.250 Alistair PUGH	<b>111</b> 01:38.030 Andrew COX
ROW 3	<b>71</b> 01:32.100 Brian ARCULUS	<b>74</b> 01:32.260 D.CAWLEY/ M.GROVES
ROW 2	<b>16</b> 01:28.920 Jonathan COBB	<b>181</b> 01:31.890 G.TURRAL/ R.WORTHIN
ROW 1	<b>174</b> 01:27.390 Martin HUNT	<b>20</b> 01:28.910 Jonathan ABECASSIS
<b>POLE</b>		
		

# REDGATE MUG TROPHY RACE FOR FISCAR & PRE-1955 SPORTS CARS

## LAP TIMES - RACE 3

---

### 16 Jonathan COBB

Lap	1	2	3	4	5	6	7	8	9	10
1	1:36.85	1:29.41	1:28.92	1:29.60	1:29.58	1:29.59	1:32.55	1:30.30	1:31.55	1:31.04
11	1:31.28	1:36.08	1:34.07	1:39.36	2:43.22	1:37.62	1:37.81	1:38.41	1:36.74	1:35.57

---

### 20 Jonathan ABECASSIS

Lap	1	2	3	4	5	6	7	8	9	10
1	1:36.27	1:29.51	1:28.69	1:29.78	1:29.36	1:28.97	1:31.38	1:29.58	1:29.90	1:30.80
11	1:45.10	2:39.47	1:33.57	1:33.49	1:34.68	1:33.12	1:32.51	1:33.82	1:33.04	1:32.04

---

### 21 Richard FRANKEL

Lap	1	2	3	4	5	6	7	8	9	10
1	1:50.99	1:39.59	1:40.10	1:39.59	1:39.70	1:40.29	1:40.22	1:38.46	1:39.69	1:43.05
11	1:41.98	1:43.68	2:55.62	1:41.11	1:42.00	1:41.80	1:42.09	1:43.83		

---

### 22 Michael SCOTT

Lap	1	2	3	4	5	6	7	8	9	10
1	1:47.96	1:38.43	1:38.40	1:38.92	1:38.88	1:39.12	1:41.74	2:47.98	1:38.00	1:40.75
11	1:42.01	1:39.59	1:40.60	1:40.73	1:40.61	1:42.38	1:42.19	1:40.23	1:39.12	

---

### 38 Alistair PUGH

Lap	1	2	3	4	5	6	7	8	9	10
1	1:40.47	1:34.26	1:34.39	1:34.80	1:39.55	2:45.71	1:34.50	1:34.01	1:35.46	1:40.47
11	1:38.36	1:36.64	1:35.98	1:36.59	1:36.34	1:38.07	1:38.40	1:36.24	1:36.44	

---

### 71 Brian ARCULUS

Lap	1	2	3	4	5	6	7	8	9	10
1	1:39.78	1:31.42	1:32.56	1:36.23	2:38.96	1:38.45	1:31.51	1:33.26	1:32.54	1:34.82
11	1:36.36	1:38.18	1:37.39	1:37.13	1:37.33	1:37.56	1:36.18	1:35.61	1:35.91	1:35.26

---

### 74 D.CAWLEY/ M.GROVES

Lap	1	2	3	4	5	6	7	8	9	10
1	1:45.28	1:35.87	1:34.58	1:34.14	1:33.55	1:34.33	1:34.78	1:33.31	1:38.24	2:49.92
11	1:38.91	1:36.75	1:36.35	1:36.56	1:37.36	1:37.14	1:37.68	1:36.05	1:36.25	

---

### 79 Reuben JACOB

Lap	1	2	3	4	5	6	7	8	9	10
1	1:52.31	1:42.77	1:42.29	1:41.69	1:41.30	1:42.00	1:45.49	2:50.47	1:44.71	1:45.15
11	1:44.77	1:43.64	1:43.04	1:47.31	1:43.53	1:43.75	1:43.39	1:43.04		

---

### 111 Andrew COX

Lap	1	2	3	4	5	6	7	8	9	10
1	1:44.55	1:39.49	1:37.66	1:37.63	1:37.51	1:37.61	1:37.81	1:37.88	1:38.00	2:24.58

---

### 137 Christopher MANN

Lap	1	2	3	4	5	6	7	8	9	10
1	1:55.69	1:46.93	1:45.36	1:45.08	1:50.38	2:53.43	1:49.70	1:48.61	1:49.27	2:04.59
11	1:52.08	1:50.05	1:49.46	1:48.86	1:51.09	1:48.57	1:48.27			

---

**156 Shaun BROMLEY**

Lap	1	2	3	4	5	6	7	8	9	10
1	1:48.86	1:39.10	1:39.18	1:38.51	1:40.12	1:40.65	1:40.67	1:43.63	2:47.90	1:43.98
11	1:42.74	1:42.40	1:41.33	1:40.82	1:40.95	1:41.07	1:40.33	1:41.99		

---

**167 J.SHEARS/ M.SHEARS**

Lap	1	2	3	4	5	6	7	8	9	10
1	1:49.52	1:43.42	1:42.65	1:41.96	1:41.88	1:41.72	1:41.06	1:48.12	2:45.12	1:45.58
11	1:43.66	1:45.80	1:41.54	1:40.83	1:42.21	1:41.52	1:39.00	1:38.86		

---

**174 Martin HUNT**

Lap	1	2	3	4	5	6	7	8	9	10
1	1:33.18	1:30.05	1:28.72	1:29.26	1:29.27	1:29.82	1:31.80	1:29.32	1:33.17	2:31.81
11	1:33.69	1:35.13	1:32.07	1:30.72	1:31.03	1:32.55	1:31.16	1:31.18	1:29.60	1:31.84

---

**181 G.TURRAL/ R.WORTHINGTON**

Lap	1	2	3	4	5	6	7	8	9	10
1	1:38.55	1:31.14	1:31.07	1:30.58	1:32.04	1:32.34	1:32.13	1:31.85	1:31.56	1:38.73
11	3:01.66	1:44.89	1:46.13	1:48.85	1:47.82	1:46.27	1:43.30	1:43.09	1:42.80	

---

**220 Tony KILBY**

Lap	1	2	3	4	5	6	7	8	9	10
1	1:55.72	1:45.16	1:44.83	1:44.95	1:44.60	1:46.63	1:45.61	1:53.02	2:52.99	1:46.82
11	1:47.01	1:47.19	1:49.91	1:51.41	1:47.10	1:46.83	1:57.62			

---

**396 G.TOLLETT/ R.TOLLETT**

Lap	1	2	3	4	5	6	7	8	9	10
1	1:46.04	1:39.55	1:38.61	1:38.11	1:43.45	2:40.00	1:34.14	1:32.91	1:33.02	1:36.86
11	1:36.11	1:43.28	1:36.77							

---

# Lap Chart

## REDGATE MUG TROPHY RACE FOR FISCAR & PRE-1955 SPORTS CARS - RACE 3

Lap 1		Lap 2		Lap 3		Lap 4		Lap 5		Lap 6		Lap 7		Lap 8		Lap 9		Lap 10	
No	Time	No	Time	No	Time	No	Time	No	Time	No	Time	No	Time	No	Time	No	Time	No	Time
174	1:33.18	174	3:03.23	174	4:31.95	174	6:01.21	174	7:30.48	174	9:00.30	174	10:32.10	174	12:01.42	20	13:33.44	20	15:04.24
20	1:36.27	20	3:05.78	20	4:34.47	20	6:04.25	20	7:33.61	20	9:02.58	20	10:33.96	167	12:02.21 *1	174	13:34.59	21	15:08.63 *1
16	1:36.85	16	3:06.26	16	4:35.18	16	6:04.78	16	7:34.36	137	9:03.44 *1	16	10:36.50	20	12:03.54	16	13:38.35	16	15:09.39
181	1:38.55	181	3:09.69	181	4:40.76	181	6:11.34	181	7:43.38	16	9:03.95	71	10:37.40 *1	16	12:06.80	71	13:42.17 *1	71	15:14.71 *1
71	1:39.78	71	3:11.20	71	4:43.76	71	6:19.99	74	8:03.42	181	9:15.72	220	10:41.89 *1	79	12:07.85 *1	137	13:46.57 *2	181	15:29.99
38	1:40.47	38	3:14.73	38	4:49.12	38	6:23.92	38	8:03.47	74	9:37.75	181	10:47.85	71	12:08.91 *1	167	13:50.33 *1	38	15:33.15 *1
111	1:44.55	74	3:21.15	74	4:55.73	74	6:29.87	111	8:16.84	111	9:54.45	38	10:49.18 *1	181	12:19.70	181	13:51.26	137	15:35.18 *2
74	1:45.28	111	3:24.04	111	5:01.70	111	6:39.33	22	8:22.59	22	10:01.71	396	11:05.76 *1	38	12:23.68 *1	38	13:57.69 *1	396	15:45.83 *1
396	1:46.04	396	3:25.59	396	5:04.20	396	6:42.31	396	8:25.76	156	10:06.42	74	11:12.53	220	12:27.50 *1	396	14:12.81 *1	174	16:06.40
22	1:47.96	22	3:26.39	22	5:04.79	22	6:43.71	156	8:25.77	21	10:10.26	111	11:32.26	396	12:39.90 *1	220	14:20.52 *1	22	16:09.43 *1
156	1:48.86	156	3:27.96	156	5:07.14	156	6:45.65	21	8:29.97	167	10:21.15	22	11:43.45	74	12:45.84	74	14:24.08	156	16:18.62 *1
167	1:49.52	21	3:30.58	21	5:10.68	21	6:50.27	167	8:39.43	79	10:22.36	156	11:47.09	111	13:10.14	22	14:31.43 *1	167	16:35.45 *1
21	1:50.99	167	3:32.94	167	5:15.59	167	6:57.55	79	8:40.36			21	11:50.48	21	13:28.94	111	14:48.14		
79	1:52.31	79	3:35.08	79	5:17.37	79	6:59.06	220	8:55.26			137	11:56.87 *1	156	13:30.72	79	14:58.32 *1		
137	1:55.69	220	3:40.88	220	5:25.71	220	7:10.66	71	8:58.95										
220	1:55.72	137	3:42.62	137	5:27.98	137	7:13.06												

# Lap Chart

## REDGATE MUG TROPHY RACE FOR FISCAR & PRE-1955 SPORTS CARS - RACE 3

Lap 11		Lap 12		Lap 13		Lap 14		Lap 15		Lap 16		Lap 17		Lap 18		Lap 19		Lap 20	
No	Time	No	Time	No	Time	No	Time	No	Time	No	Time	No	Time	No	Time	No	Time	No	Time
16	16:40.67	16	18:16.75	16	19:50.82	16	21:30.18	174	23:49.04	174	25:21.59	174	26:52.75	174	28:23.93	174	29:53.53	174	31:25.37
79	16:43.03 *2	167	18:21.03 *2	71	20:04.07 *1	71	21:41.46 *1	181	23:51.52 *1	79	25:26.94 *2	167	26:55.07 *2	38	28:34.00 *1	21	29:59.96 *2	156	31:34.23 *2
20	16:49.34	71	18:25.89 *1	167	20:04.69 *2	167	21:50.49 *2	20	24:10.55	181	25:39.34 *1	38	26:55.60 *1	74	28:34.75 *1	38	30:10.24 *1	21	31:43.79 *2
71	16:49.53 *1	79	18:28.18 *2	79	20:12.95 *2	79	21:56.59 *2	16	24:13.40	20	25:43.67	74	26:57.07 *1	167	28:36.59 *2	74	30:10.80 *1	38	31:46.68 *1
21	16:51.68 *1	181	18:31.65 *1	181	20:16.54 *1	181	22:02.67 *1	220	24:24.44 *2	16	25:51.02	79	27:10.47 *2	137	28:40.58 *3	167	30:15.59 *2	74	31:47.05 *1
111	17:12.72 *1	21	18:33.66 *1	21	20:17.34 *1	38	22:04.60 *1	22	24:33.11 *1	22	26:13.72 *1	20	27:16.18	20	28:50.00	20	30:23.04	220	31:47.40 *3
220	17:13.51 *2	38	18:51.98 *1	38	20:28.62 *1	74	22:06.01 *1	156	24:49.89 *1	220	26:15.85 *2	181	27:25.61 *1	79	28:54.22 *2	137	30:29.15 *3	167	31:54.45 *2
38	17:13.62 *1	74	18:52.91 *1	74	20:29.66 *1	174	22:18.01	21	24:54.07 *1	156	26:30.84 *1	16	27:28.83	16	29:07.24	79	30:37.61 *2	20	31:55.08
74	17:14.00 *1	396	18:58.80 *1	396	20:42.08 *1	396	22:18.85 *1	71	24:55.92	71	26:33.48	22	27:56.10 *1	181	29:08.91 *1	16	30:43.98	137	32:17.42 *3
396	17:22.69 *1	220	19:00.33 *2	174	20:47.29	220	22:34.53 *2	137	25:00.63 *2	21	26:36.07 *1	220	28:02.95 *2	22	29:38.29 *1	181	30:52.00 *1	16	32:19.55
137	17:24.45 *2	174	19:15.22	220	20:47.34 *2	20	22:35.87	167	25:12.86 *1	137	26:49.49 *2	71	28:09.66	71	29:45.27	22	31:18.52 *1	79	32:20.65 *2
174	17:40.09	20	19:28.81	20	21:02.38	22	22:52.38 *1	38	25:17.53			156	28:11.91 *1	220	29:49.78 *2	71	31:21.18	181	32:34.80 *1
22	17:50.18 *1	137	19:29.04 *2	22	21:11.78 *1	156	23:09.07 *1	74	25:19.93			21	28:17.87 *1	156	29:52.24 *1			71	32:56.44
156	18:02.60 *1	22	19:32.19 *1	137	21:21.12 *2	137	23:11.17 *2											22	32:57.64 *1
		156	19:45.34 *1	156	21:27.74 *1	21	23:12.96 *1												
						71	23:18.59												
						167	23:32.03 *1												
						79	23:39.63 *1												
						38	23:41.19												
						74	23:42.57												



## JOHN HOLLAND TROPHY RACE FOR VINTAGE CARS

### RESULT - RACE 4

Pl	No	Cl	Name	Car	Year	Laps	Time	Behind	MPH	Best Lap on	MPH
1	27		Tom WALKER	Amilcar Hispano Special	1930	11	16:16.46		80.26	1:27.37	9 81.54
2	30		Patrick BLAKENEY-EDWARDS	Frazer Nash Super Sports	1930	11	16:38.86	22.40	78.46	1:29.83	6 79.31
3	35		Sue DARBYSHIRE	Morgan Super Aero	1929	10	16:29.87	1 Lap	71.97	1:37.39	3 73.15
4	44		David WYLIE	Frazer Nash AC	1928	10	16:36.90	1 Lap	71.47	1:38.26	10 72.51 *
5	135		Chris HUDSON	Bugatti T35B	1925	10	16:49.24	1 Lap	70.59	1:38.19	9 72.56
6	11		Bruce STOPS	Bugatti T35/44	1928	10	16:54.97	1 Lap	70.19	1:39.22	3 71.80
7	143		Simon BLAKENEY-EDWARDS	Frazer Nash Super Sports	1929	10	17:06.68	1 Lap	69.39	1:41.13	9 70.45
8	89		Charles GOLDSPINK	Frazer Nash Acedes	1927	10	17:49.71	1 Lap	66.60	1:44.95	9 67.88
<b><u>Not-Classified</u></b>											
	269		Jonathan FENNING	GN/Ford Piglet	1929	7	12:02.06	DNF	69.07	1:39.62	4 71.52
	78		Tom WATERFIELD	GN Harlequin	1922/28	4	16:37.87	NCF	28.56	1:38.39	4 72.41
	32		Oliver LLEWELLYN	Bentley 3/8	1926/30	4	6:20.98	DNF	74.80	1:30.68	2 78.57
	219		Sandford ANDREWS	Morgan Aero 2Str	1926	3	5:10.62	DNF	68.81	1:36.13	2 74.11
<b><u>Fastest Lap</u></b>											
	27		Tom WALKER	Amilcar Hispano Special	1930					1:27.37	9 81.54

Weather / Track :

Start Time : 15:20

Donington Park

\*\*\* = handicap winner

Printed : 09 Jul 23 15:39

Clerk of Course:

Time Issued:

Chief Timekeeper: Anthony Smith



# RACE GRID

## JOHN HOLLAND TROPHY RACE FOR VINTAGE CARS

### RACE 4

ROW 8

ROW 7

ROW 6

ROW 5

ROW 4

ROW 3

ROW 2

ROW 1

**1** 01:53.220  
Jeffrey EDWARDS

**219** Sandford ANDREWS

**135** 01:42.320  
Chris HUDSON

**89** 01:43.150  
Charles GOLDSPINK

**35** 01:41.450  
Sue DARBYSHIRE

**269** 01:42.080  
Jonathan FENNING

**44** 01:39.870  
David WYLIE

**143** 01:40.050  
Simon BLAKENEY-EDW

**11** 01:38.530  
Bruce STOPS

**78** 01:39.550  
Tom WATERFIELD

**32** 01:30.820  
Oliver LLEWELLYN

**9** 01:33.750  
Ben MAEERS

**30** 01:28.730  
Patrick BLAKENEY-EDW

**27** 01:28.780  
Tom WALKER

**POLE**

# JOHN HOLLAND TROPHY RACE FOR VINTAGE CARS

## LAP TIMES - RACE 4

---

<b>11</b>	<b>Bruce STOPS</b>										
	<b>Lap</b>	<b>1</b>	<b>2</b>	<b>3</b>	<b>4</b>	<b>5</b>	<b>6</b>	<b>7</b>	<b>8</b>	<b>9</b>	<b>10</b>
	1	1:43.95	1:39.26	1:39.22	1:41.99	1:41.45	1:42.16	1:41.32	1:42.16	1:41.10	1:42.36

---

<b>27</b>	<b>Tom WALKER</b>										
	<b>Lap</b>	<b>1</b>	<b>2</b>	<b>3</b>	<b>4</b>	<b>5</b>	<b>6</b>	<b>7</b>	<b>8</b>	<b>9</b>	<b>10</b>
	1	1:30.92	1:27.60	1:27.74	1:29.09	1:28.32	1:28.81	1:28.93	1:28.50	1:27.37	1:28.74
	11	1:30.44									

---

<b>30</b>	<b>Patrick BLAKENEY-EDWARDS</b>										
	<b>Lap</b>	<b>1</b>	<b>2</b>	<b>3</b>	<b>4</b>	<b>5</b>	<b>6</b>	<b>7</b>	<b>8</b>	<b>9</b>	<b>10</b>
	1	1:35.77	1:30.58	1:30.77	1:30.41	1:30.72	1:29.83	1:30.26	1:30.11	1:30.23	1:30.32
	11	1:29.86									

---

<b>32</b>	<b>Oliver LLEWELLYN</b>										
	<b>Lap</b>	<b>1</b>	<b>2</b>	<b>3</b>	<b>4</b>	<b>5</b>	<b>6</b>	<b>7</b>	<b>8</b>	<b>9</b>	<b>10</b>
	1	1:34.98	1:30.68	1:30.81	1:44.51						

---

<b>35</b>	<b>Sue DARBYSHIRE</b>										
	<b>Lap</b>	<b>1</b>	<b>2</b>	<b>3</b>	<b>4</b>	<b>5</b>	<b>6</b>	<b>7</b>	<b>8</b>	<b>9</b>	<b>10</b>
	1	1:48.69	1:38.07	1:37.39	1:39.25	1:37.67	1:38.03	1:37.40	1:37.56	1:37.57	1:38.24

---

<b>44</b>	<b>David WYLIE</b>										
	<b>Lap</b>	<b>1</b>	<b>2</b>	<b>3</b>	<b>4</b>	<b>5</b>	<b>6</b>	<b>7</b>	<b>8</b>	<b>9</b>	<b>10</b>
	1	1:44.50	1:39.08	1:39.22	1:41.89	1:38.98	1:38.32	1:38.73	1:39.11	1:38.81	1:38.26

---

<b>78</b>	<b>Tom WATERFIELD</b>										
	<b>Lap</b>	<b>1</b>	<b>2</b>	<b>3</b>	<b>4</b>	<b>5</b>	<b>6</b>	<b>7</b>	<b>8</b>	<b>9</b>	<b>10</b>
	1	1:45.33	1:54.98	11:19.17	1:38.39						

---

<b>89</b>	<b>Charles GOLDSPINK</b>										
	<b>Lap</b>	<b>1</b>	<b>2</b>	<b>3</b>	<b>4</b>	<b>5</b>	<b>6</b>	<b>7</b>	<b>8</b>	<b>9</b>	<b>10</b>
	1	1:54.83	1:46.96	1:46.82	1:46.31	1:45.48	1:47.14	1:45.81	1:45.52	1:44.95	1:45.89

---

<b>135</b>	<b>Chris HUDSON</b>										
	<b>Lap</b>	<b>1</b>	<b>2</b>	<b>3</b>	<b>4</b>	<b>5</b>	<b>6</b>	<b>7</b>	<b>8</b>	<b>9</b>	<b>10</b>
	1	1:47.86	1:42.05	1:39.64	1:40.62	1:40.88	1:39.18	1:39.86	1:40.89	1:38.19	1:40.07

---

<b>143</b>	<b>Simon BLAKENEY-EDWARDS</b>										
	<b>Lap</b>	<b>1</b>	<b>2</b>	<b>3</b>	<b>4</b>	<b>5</b>	<b>6</b>	<b>7</b>	<b>8</b>	<b>9</b>	<b>10</b>
	1	1:50.02	1:42.59	1:42.41	1:41.54	1:41.56	1:41.66	1:42.21	1:42.14	1:41.13	1:41.42

---

<b>219</b>	<b>Sandford ANDREWS</b>										
	<b>Lap</b>	<b>1</b>	<b>2</b>	<b>3</b>	<b>4</b>	<b>5</b>	<b>6</b>	<b>7</b>	<b>8</b>	<b>9</b>	<b>10</b>
	1	1:48.40	1:36.13	1:46.09							

---

<b>269</b>	<b>Jonathan FENNING</b>										
	<b>Lap</b>	<b>1</b>	<b>2</b>	<b>3</b>	<b>4</b>	<b>5</b>	<b>6</b>	<b>7</b>	<b>8</b>	<b>9</b>	<b>10</b>
	1	1:50.93	1:41.39	1:39.96	1:39.62	1:40.82	1:39.67	1:49.67			

---

# Lap Chart

## JOHN HOLLAND TROPHY RACE FOR VINTAGE CARS - RACE 4

Lap 1		Lap 2		Lap 3		Lap 4		Lap 5		Lap 6		Lap 7		Lap 8		Lap 9		Lap 10	
No	Time	No	Time	No	Time	No	Time	No	Time	No	Time	No	Time	No	Time	No	Time	No	Time
27	1:30.92	27	2:58.52	27	4:26.26	27	5:55.35	27	7:23.67	27	8:52.48	27	10:21.41	27	11:49.91	27	13:17.28	27	14:46.02
32	1:34.98	32	3:05.66	32	4:36.47	30	6:07.53	30	7:38.25	89	9:00.40 *1	30	10:38.34	135	11:50.09 *1	44	13:19.83 *1	35	14:51.63 *1
30	1:35.77	30	3:06.35	30	4:37.12	32	6:20.98	35	8:21.07	30	9:08.08	89	10:47.54 *1	143	12:01.99 *1	135	13:30.98 *1	44	14:58.64 *1
11	1:43.95	11	3:23.21	11	5:02.43	35	6:43.40	44	8:23.67	35	9:59.10	35	11:36.50	269	12:02.06 *1	11	13:31.51 *1	78	14:59.48 *7
44	1:44.50	44	3:23.58	44	5:02.80	11	6:44.42	11	8:25.87	44	10:01.99	44	11:40.72	30	12:08.45	30	13:38.68	30	15:09.00
78	1:45.33	219	3:24.53	35	5:04.15	44	6:44.69	135	8:31.05	11	10:08.03	11	11:49.35	89	12:33.35 *1	143	13:44.13 *1	135	15:09.17 *1
135	1:47.86	35	3:26.76	135	5:09.55	135	6:50.17	269	8:32.72	135	10:10.23			35	13:14.06	89	14:18.87 *1	11	15:12.61 *1
219	1:48.40	135	3:29.91	219	5:10.62	269	6:51.90	143	8:38.12	269	10:12.39							143	15:25.26 *1
35	1:48.69	269	3:32.32	269	5:12.28	143	6:56.56			143	10:19.78							89	16:03.82 *1
143	1:50.02	143	3:32.61	143	5:15.02	89	7:14.92												
269	1:50.93	78	3:40.31	89	5:28.61														
89	1:54.83	89	3:41.79																

# Lap Chart

## JOHN HOLLAND TROPHY RACE FOR VINTAGE CARS - RACE 4

Lap 11		Lap 12		Lap 13		Lap 14		Lap 15		Lap 16		Lap 17		Lap 18		Lap 19		Lap 20	
No	Time	No	Time	No	Time	No	Time	No	Time	No	Time	No	Time	No	Time	No	Time	No	Time
27	16:16.46																		
35	16:29.87 *1																		
44	16:36.90 *1																		
78	16:37.87 *7																		
30	16:38.86																		
135	16:49.24 *1																		
11	16:54.97 *1																		
143	17:06.68 *1																		
89	17:49.71 *1																		



## ALLCOMERS HANDICAP RACE FOR PRE-WAR CARS

### RESULT - RACE 5

Pl	No	Cl	Name	Car	Year	Laps	Time	Behind	MPH	Best Lap on	MPH
1	7		Anthony SEBER	Wolseley Hornet Special	1935	8	15:03.90		73.79	1:34.14	3 75.68
2	109		Nicholas MORLEY	Lagonda LG 45	1937	8	15:21.97	18.07	61.82	1:52.36	2 63.41
3	117		William COLLEDGE	Wolseley Hornet Special	1934	8	15:25.57	21.67	57.62	2:00.30	6 59.22
4	189		David GOLDSPINK	Frazer Nash Acedes	1927	8	15:27.61	23.71	63.85	1:49.23	2 65.22
5	19		Robert BARBET	Austin 7	1934/36	8	15:32.99	29.09	56.48	2:03.38	3 57.74
6	119		Ian FYFE	Alvis 12/70 Special	1937	8	15:35.13	31.23	56.34	2:03.57	4 57.65
7	46		Ian BALMFORTH	Frazer Nash Semmence Sp	1937	8	15:37.69	33.79	66.45	1:43.30	4 68.97
8	34		Mike DAVIES-COLLEY	MG PA	1934	8	15:38.77	34.87	62.72	1:49.44	3 65.10
9	31		Michael JAMES	Riley 12/4 Cotton Special	1937	8	15:41.48	37.58	73.58	1:33.58	4 76.13
10	49		Christopher BATTY	Frazer Nash Super Sports	1930	8	15:44.08	40.18	64.47	1:47.20	2 66.46
11	18		Christopher EDMONDSON	MG C Type Replica	1932	8	15:47.36	43.46	57.83	1:58.07	3 60.34
12	113		Thomas OZANNE	Aston Martin Speed Ulster	1938	8	15:48.92	45.02	60.06	1:55.03	7 61.94
13	116		Andy KING	MG PB Cream Cracker	1935	8	15:50.44	46.54	56.64	2:02.45	7 58.18
14	124		Roland WOODTLI	Riley 15/6 Special	1935	8	15:52.25	48.35	57.17	2:01.21	6 58.78
15	29		Ian GODDARD	MG PA-PB	1934	8	15:57.07	53.17	61.81	1:53.21	3 62.93
16	555		Matthew EDWARDS	Austin 7	1932	8	15:59.26	55.36	63.38	1:47.58	8 66.22
17	110		Andrew MORLAND	MG PA	1934	8	16:14.75	1:10.85	58.47	1:59.15	7 59.79
18	102		Anthony FENWICK-WILSON	Railton LS Tourer	1935/37	8	16:28.51	1:24.61	59.46	1:56.42	2 61.20
19	107		Graeme WHITING	Railton 8 Special	1935	8	16:30.86	1:26.96	58.11	1:48.20	3 65.84

#### Not-Classified

138	Richard STOTT	MG PA	1934	5	11:55.07	DNF	56.54	1:57.73	3	60.51
132	Alexander HEWITSON	Riley 12/4 Special	1937	4	8:59.40	DNF	70.62	1:38.32	3	72.46

#### Fastest Lap

31	Michael JAMES	Riley 12/4 Cotton Special	1937					1:33.58	4	76.13
----	---------------	---------------------------	------	--	--	--	--	---------	---	-------

Cars 46 & 124 - Time includes a 10 second false start penalty

Weather / Track :

Start Time : 15:47

Donington Park

Printed : 09 Jul 23 16:08

Clerk of Course:

Time Issued:

Chief Timekeeper: Anthony Smith

# RACE NUMBER 5: 8 LAPS

Drop Number	Grid Row	Cars are shown with their number of credit laps ie how many laps they will start with.			Secs
<b>9</b>	14		18 <input type="text" value="1"/>	<input type="text"/>	<b>1.25</b>
	13	162 <input type="text"/>		138 <input type="text"/>	
<b>8</b>	12		46 <input type="text"/>	124 <input type="text" value="1"/>	<b>1.20</b>
<b>7</b>	11	31 <input type="text" value="-1"/>		116 <input type="text" value="1"/>	<b>1.10</b>
<b>6</b>	10		117 <input type="text" value="1"/>	<input type="text"/>	<b>1.00</b>
	9	49 <input type="text"/>		555 <input type="text"/>	
<b>5</b>	8		119 <input type="text" value="1"/>	<input type="text"/>	<b>0.50</b>
	7	51 <input type="text"/>		19 <input type="text" value="1"/>	
<b>4</b>	6		189 <input type="text"/>	29 <input type="text"/>	<b>0.35</b>
	5	7 <input type="text" value="-1"/>		132 <input type="text" value="-1"/>	
<b>3</b>	4		34 <input type="text"/>	102 <input type="text"/>	<b>0.30</b>
<b>2</b>	3	25 <input type="text" value="-1"/>		107 <input type="text"/>	<b>0.10</b>
<b>1</b>	2		110 <input type="text"/>	<input type="text"/>	<b>0.00</b>
	1	109 <input type="text"/>		113 <input type="text"/>	

## Front Of Grid

Issue No 1

Cars 19,119,117,116,124,18 will race for 7 laps, cars 25,7,132,31 will race for 9 laps

Signed

Handicapper

CoC

Issued at

09 Jul 2023 12:06

# ALLCOMERS HANDICAP RACE FOR PRE-WAR CARS

## LAP TIMES - RACE 5

<b>7</b>	<b>Anthony SEBER</b>									
<b>Lap</b>	<b>1</b>	<b>2</b>	<b>3</b>	<b>4</b>	<b>5</b>	<b>6</b>	<b>7</b>	<b>8</b>	<b>9</b>	<b>10</b>
1	1:34.46	1:34.14	1:36.61	1:34.59	1:37.44	1:37.03	1:37.30	1:37.03		
<b>18</b>	<b>Christopher EDMONDSON</b>									
<b>Lap</b>	<b>1</b>	<b>2</b>	<b>3</b>	<b>4</b>	<b>5</b>	<b>6</b>	<b>7</b>	<b>8</b>	<b>9</b>	<b>10</b>
1		3:35.49	1:59.76	1:58.07	2:04.46	2:05.93	2:02.59	2:01.06		
<b>19</b>	<b>Robert BARBET</b>									
<b>Lap</b>	<b>1</b>	<b>2</b>	<b>3</b>	<b>4</b>	<b>5</b>	<b>6</b>	<b>7</b>	<b>8</b>	<b>9</b>	<b>10</b>
1		3:01.26	2:06.02	2:03.38	2:04.83	2:08.44	2:04.65	2:04.41		
<b>29</b>	<b>Ian GODDARD</b>									
<b>Lap</b>	<b>1</b>	<b>2</b>	<b>3</b>	<b>4</b>	<b>5</b>	<b>6</b>	<b>7</b>	<b>8</b>	<b>9</b>	<b>10</b>
1	2:35.68	1:56.50	1:53.21	1:54.04	1:53.82	1:56.74	1:53.41	1:53.67		
<b>31</b>	<b>Michael JAMES</b>									
<b>Lap</b>	<b>1</b>	<b>2</b>	<b>3</b>	<b>4</b>	<b>5</b>	<b>6</b>	<b>7</b>	<b>8</b>	<b>9</b>	<b>10</b>
1	1:35.88	1:36.14	1:33.58	1:38.31	1:35.51	1:34.64	1:35.60	1:36.09		
<b>34</b>	<b>Mike DAVIES-COLLEY</b>									
<b>Lap</b>	<b>1</b>	<b>2</b>	<b>3</b>	<b>4</b>	<b>5</b>	<b>6</b>	<b>7</b>	<b>8</b>	<b>9</b>	<b>10</b>
1	2:25.98	1:50.55	1:49.44	1:50.26	1:49.62	2:06.01	1:53.25	1:53.66		
<b>46</b>	<b>Ian BALMFORTH</b>									
<b>Lap</b>	<b>1</b>	<b>2</b>	<b>3</b>	<b>4</b>	<b>5</b>	<b>6</b>	<b>7</b>	<b>8</b>	<b>9</b>	<b>10</b>
1	3:09.29	1:44.89	1:44.31	1:43.30	1:48.32	1:45.80	1:45.01	1:46.77		
<b>49</b>	<b>Christopher BATTY</b>									
<b>Lap</b>	<b>1</b>	<b>2</b>	<b>3</b>	<b>4</b>	<b>5</b>	<b>6</b>	<b>7</b>	<b>8</b>	<b>9</b>	<b>10</b>
1	2:57.46	1:47.20	1:47.24	1:48.97	1:52.89	1:48.89	1:48.44	1:52.99		
<b>102</b>	<b>Anthony FENWICK-WILSON</b>									
<b>Lap</b>	<b>1</b>	<b>2</b>	<b>3</b>	<b>4</b>	<b>5</b>	<b>6</b>	<b>7</b>	<b>8</b>	<b>9</b>	<b>10</b>
1	2:35.40	1:56.42	1:57.18	1:58.25	2:02.48	1:58.28	2:00.45	2:00.05		
<b>107</b>	<b>Graeme WHITING</b>									
<b>Lap</b>	<b>1</b>	<b>2</b>	<b>3</b>	<b>4</b>	<b>5</b>	<b>6</b>	<b>7</b>	<b>8</b>	<b>9</b>	<b>10</b>
1	2:07.64	1:50.25	1:48.20	1:49.10	2:09.92	2:52.35	1:57.88	1:55.52		
<b>109</b>	<b>Nicholas MORLEY</b>									
<b>Lap</b>	<b>1</b>	<b>2</b>	<b>3</b>	<b>4</b>	<b>5</b>	<b>6</b>	<b>7</b>	<b>8</b>	<b>9</b>	<b>10</b>
1	1:59.89	1:52.36	1:53.21	1:52.57	1:56.43	1:55.61	1:56.90	1:55.00		
<b>110</b>	<b>Andrew MORLAND</b>									
<b>Lap</b>	<b>1</b>	<b>2</b>	<b>3</b>	<b>4</b>	<b>5</b>	<b>6</b>	<b>7</b>	<b>8</b>	<b>9</b>	<b>10</b>
1	2:08.13	2:01.99	2:00.05	1:59.57	2:01.94	2:04.55	1:59.15	1:59.37		
<b>113</b>	<b>Thomas OZANNE</b>									
<b>Lap</b>	<b>1</b>	<b>2</b>	<b>3</b>	<b>4</b>	<b>5</b>	<b>6</b>	<b>7</b>	<b>8</b>	<b>9</b>	<b>10</b>
1	2:06.80	1:55.96	1:56.26	1:58.52	1:55.88	1:59.82	1:55.03	2:00.65		

<b>116</b>	<b>Andy KING</b>									
<b>Lap</b>	<b>1</b>	<b>2</b>	<b>3</b>	<b>4</b>	<b>5</b>	<b>6</b>	<b>7</b>	<b>8</b>	<b>9</b>	<b>10</b>
1		3:24.68	2:02.75	2:04.87	2:03.54	2:08.98	2:03.17	2:02.45		
<b>117</b>	<b>William COLLEDGE</b>									
<b>Lap</b>	<b>1</b>	<b>2</b>	<b>3</b>	<b>4</b>	<b>5</b>	<b>6</b>	<b>7</b>	<b>8</b>	<b>9</b>	<b>10</b>
1		3:11.34	2:01.47	2:04.16	2:01.39	2:04.87	2:00.30	2:02.04		
<b>119</b>	<b>Ian FYFE</b>									
<b>Lap</b>	<b>1</b>	<b>2</b>	<b>3</b>	<b>4</b>	<b>5</b>	<b>6</b>	<b>7</b>	<b>8</b>	<b>9</b>	<b>10</b>
1		3:03.64	2:05.93	2:03.67	2:03.57	2:07.84	2:06.43	2:04.05		
<b>124</b>	<b>Roland WOODTLI</b>									
<b>Lap</b>	<b>1</b>	<b>2</b>	<b>3</b>	<b>4</b>	<b>5</b>	<b>6</b>	<b>7</b>	<b>8</b>	<b>9</b>	<b>10</b>
1		3:21.87	2:02.46	2:03.08	2:05.98	2:05.88	2:01.21	2:01.77		
<b>132</b>	<b>Alexander HEWITSON</b>									
<b>Lap</b>	<b>1</b>	<b>2</b>	<b>3</b>	<b>4</b>	<b>5</b>	<b>6</b>	<b>7</b>	<b>8</b>	<b>9</b>	<b>10</b>
1	1:38.81	1:38.32	1:41.71	1:42.03						
<b>138</b>	<b>Richard STOTT</b>									
<b>Lap</b>	<b>1</b>	<b>2</b>	<b>3</b>	<b>4</b>	<b>5</b>	<b>6</b>	<b>7</b>	<b>8</b>	<b>9</b>	<b>10</b>
1	3:33.02	1:59.27	1:57.73	2:04.22	2:20.83					
<b>189</b>	<b>David GOLDSPINK</b>									
<b>Lap</b>	<b>1</b>	<b>2</b>	<b>3</b>	<b>4</b>	<b>5</b>	<b>6</b>	<b>7</b>	<b>8</b>	<b>9</b>	<b>10</b>
1	2:32.89	1:49.23	1:50.55	1:50.79	1:50.12	1:51.49	1:50.90	1:51.64		
<b>555</b>	<b>Matthew EDWARDS</b>									
<b>Lap</b>	<b>1</b>	<b>2</b>	<b>3</b>	<b>4</b>	<b>5</b>	<b>6</b>	<b>7</b>	<b>8</b>	<b>9</b>	<b>10</b>
1	3:00.52	1:52.28	1:53.10	1:51.66	1:51.48	1:52.51	1:50.13	1:47.58		



# Lap Chart

## ALLCOMERS HANDICAP RACE FOR PRE-WAR CARS - RACE 5

Lap 1		Lap 2		Lap 3		Lap 4		Lap 5		Lap 6		Lap 7		Lap 8		Lap 9		Lap 10	
No	Time	No	Time	No	Time	No	Time	No	Time	No	Time	No	Time	No	Time	No	Time	No	Time
109	1:59.89	19	3:01.26	19	5:07.28	19	7:10.66	19	9:15.49	117	11:23.23	117	13:23.53	7	15:03.90				
113	2:06.80	119	3:03.64	119	5:09.57	119	7:13.24	119	9:16.81	19	11:23.93	7	13:26.87	109	15:21.97				
107	2:07.64	46	3:09.29 *1	117	5:12.81	117	7:16.97	117	9:18.36	119	11:24.65	109	13:26.97	117	15:25.57				
110	2:08.13	117	3:11.34	7	5:23.90 *1	132	7:17.37 *1	31	9:19.64 *1	109	11:30.07	19	13:28.58	189	15:27.61				
34	2:25.98	124	3:21.87	124	5:24.33	124	7:27.41	124	9:33.39	124	11:39.27	119	13:31.08	19	15:32.99				
189	2:32.89	116	3:24.68	116	5:27.43	138	7:30.02 *1	138	9:34.24 *1	18	11:43.71	189	13:35.97	119	15:35.13				
102	2:35.40	138	3:33.02 *1	138	5:32.29 *1	116	7:32.30	109	9:34.46	116	11:44.82	124	13:40.48	46	15:37.69				
29	2:35.68	18	3:35.49	18	5:35.25	18	7:33.32	116	9:35.84	189	11:45.07	46	13:40.92	34	15:38.77				
49	2:57.46	7	3:49.76 *1	132	5:35.66 *1	107	7:35.19	18	9:37.78	7	11:49.57	34	13:45.11	31	15:41.48				
555	3:00.52	109	3:52.25	109	5:45.46	109	7:38.03	107	9:45.11	34	11:51.86	18	13:46.30	49	15:44.08				
		132	3:57.34 *1	107	5:46.09	31	7:41.33 *1	34	9:45.85	113	11:53.24	116	13:47.99	18	15:47.36				
		107	3:57.89	113	5:59.02	34	7:56.23	113	9:53.42	138	11:55.07 *1	113	13:48.27	113	15:48.92				
		113	4:02.76	34	6:05.97	113	7:57.54	189	9:53.58	46	11:55.91	49	13:51.09	116	15:50.44				
		110	4:10.12	31	6:07.75 *1	189	8:03.46	46	10:10.11	49	12:02.65	29	14:03.40	124	15:52.25				
		34	4:16.53	110	6:10.17	110	8:09.74	110	10:11.68	29	12:09.99	31	14:05.39	29	15:57.07				
		189	4:22.12	189	6:12.67	29	8:19.43	7	10:12.54	110	12:16.23	555	14:11.68	555	15:59.26				
		31	4:31.61 *1	29	6:25.39	49	8:20.87	29	10:13.25	555	12:21.55	110	14:15.38	110	16:14.75				
		102	4:31.82	102	6:29.00	46	8:21.79	49	10:13.76	102	12:28.01	102	14:28.46	102	16:28.51				
		29	4:32.18	49	6:31.90	102	8:27.25	555	10:29.04	31	12:29.79	107	14:35.34	107	16:30.86				
		49	4:44.66	46	6:38.49	7	8:35.10	102	10:29.73	107	12:37.46								
		555	4:52.80	555	6:45.90	555	8:37.56	31	10:55.15										
		46	4:54.18	7	7:00.51	132	8:59.40												



## AMSCHEL ROTHSCHILD, SHUTTLEWORTH & NUFFIELD TROPHIES RACE

### RESULT - RACE 6

Pl	No	Cl	Name	Car	Year	Laps	Time	Behind	MPH	Best Lap on	MPH
1	66		Justin MAEERS	Cooper Monaco T49	1958	15	21:25.88		83.11	1:22.83	2 86.01
2	99		Frederick HARPER	Kurtis Indy Roadster	1957	15	22:04.87	38.99	80.66	1:26.12	4 82.73
3	5		Robin LONGDON	Lola Mk5a	1963	15	22:08.88	43.00	80.42	1:25.52	2 83.31
4	210		Oliver NUTHALL	Cooper Bristol T23	1953	15	22:18.91	53.03	79.82	1:27.22	15 81.68
5	26		Ian BAXTER	Brabham BT 16	1965	15	22:28.69	1:02.81	79.24	1:26.24	2 82.61
6	8		Anthony DITHERIDGE	Cooper T45	1958	15	22:48.09	1:22.21	78.11	1:29.50	5 79.60
7	54		Graham BARRON	Gemini Mk2	1959	15	22:53.30	1:27.42	77.82	1:29.22	4 79.85
8	16		Jonathan COBB	Cooper Bristol	1955	15	22:54.66	1:28.78	77.74	1:30.24	4 78.95
9	30		Patrick BLAKENEY-EDWARDS	Frazer Nash Super Sports	1930	14	21:27.38	1 Lap	77.48	1:30.65	9 78.59 *
10	201		Christian PEDERSEN	Austin 7 Special	1932	14	22:34.25	1 Lap	73.65	1:33.42	3 76.26
11	52		Kim SHEARN	Penny Ford F3	1963	13	21:30.25	2 Laps	71.78	1:35.45	12 74.64
12	211		Jean DE MESTRAL	Cooper T51	1959	13	21:54.30	2 Laps	70.47	1:38.03	2 72.68
13	23		Steve McEVOY	MG NA	1935	12	21:35.83	3 Laps	65.98	1:44.76	3 68.01
14	15		Charles GILLETT	Frazer Nash TT Rep	1932	12	21:53.77	3 Laps	65.07	1:45.97	5 67.23
<b>Not-Classified</b>											
	161		Charlie MARTIN	Cooper-Climax T51	1960	11	22:02.21	NCF	59.27	1:23.12	4 85.71
	131		Christopher PHILLIPS	Cooper Bristol Single Seat	1953	10	15:29.19	DNF	76.67	1:30.03	3 79.13
	2		Rod JOLLEY	Giron Alvis Speed 20	1937	5	7:51.91	DNF	75.48	1:31.76	3 77.64

#### Fastest Lap

66	Justin MAEERS	Cooper Monaco T49	1958						1:22.83	2	86.01
----	---------------	-------------------	------	--	--	--	--	--	---------	---	-------

Weather / Track : Overcast/Dry

Start Time : 16:20

Donington Park


\*\*\* = handicap winner

Printed : 09 Jul 23 16:48


Clerk of Course:

Time Issued:

Chief Timekeeper: Anthony Smith




# RACE GRID



## AMSCHEL ROTHSCHILD, SHUTTLEWORTH & NUFFIELD TROPHIES RACE

### RACE 6

ROW 10			
ROW 9	<b>15</b> 01:48.780 Charles GILLETT		
ROW 8		<b>211</b> 01:39.390 Jean DE MESTRAL	<b>23</b> 01:39.800 Steve McEVOY
ROW 7	<b>210</b> 01:34.100 Oliver NUTHALL		<b>52</b> 01:35.280 Kim SHEARN
ROW 6		<b>2</b> 01:31.480 Rod JOLLEY	<b>131</b> 01:31.530 Christopher PHILLIPS
ROW 5	<b>16</b> 01:28.920 Jonathan COBB		<b>201</b> 01:30.150 Christian PEDERSEN
ROW 4		<b>54</b> 01:27.350 Graham BARRON	<b>30</b> 01:28.730 Patrick BLAKENEY-EDW
ROW 3	<b>26</b> 01:24.100 Ian BAXTER		<b>8</b> 01:27.030 Anthony DITHERIDGE
ROW 2		<b>5</b> 01:22.530 Robin LONGDON	<b>99</b> 01:23.490 Frederick HARPER
ROW 1	<b>161</b> 01:20.690 Charlie MARTIN		<b>66</b> 01:21.460 Justin MAEERS
<b>POLE</b>			



# AMSCHEL ROTHSCHILD, SHUTTLEWORTH & NUFFIELD TROPHIES RACE

## LAP TIMES - RACE 6

---

**2 Rod JOLLEY**

Lap	1	2	3	4	5	6	7	8	9	10
1	1:42.35	1:31.92	1:31.76	1:32.59	1:33.29					

---

**5 Robin LONGDON**

Lap	1	2	3	4	5	6	7	8	9	10
1	1:30.89	1:25.52	1:32.81	1:26.83	1:28.53	1:27.85	1:29.68	1:29.16	1:28.80	1:29.02
11	1:28.07	1:27.78	1:28.82	1:27.65	1:27.47					

---

**8 Anthony DITHERIDGE**

Lap	1	2	3	4	5	6	7	8	9	10
1	1:34.91	1:31.66	1:30.61	1:30.76	1:29.50	1:30.31	1:32.13	1:29.54	1:30.30	1:30.89
11	1:31.31	1:31.03	1:31.25	1:30.91	1:32.98					

---

**15 Charles GILLETT**

Lap	1	2	3	4	5	6	7	8	9	10
1	1:51.30	1:48.70	1:47.38	1:49.28	1:45.97	1:52.45	1:50.21	1:48.72	1:50.75	1:49.42
11	1:51.66	1:47.93								

---

**16 Jonathan COBB**

Lap	1	2	3	4	5	6	7	8	9	10
1	1:35.66	1:31.98	1:30.75	1:30.24	1:30.68	1:31.50	1:31.70	1:30.71	1:30.96	1:30.50
11	1:32.55	1:31.56	1:32.23	1:32.21	1:31.43					

---

**23 Steve McEVOY**

Lap	1	2	3	4	5	6	7	8	9	10
1	1:52.62	1:52.14	1:44.76	1:50.46	1:48.47	1:48.52	1:48.30	1:45.10	1:45.14	1:46.88
11	1:46.29	1:47.15								

---

**26 Ian BAXTER**

Lap	1	2	3	4	5	6	7	8	9	10
1	1:31.94	1:26.24	1:28.25	1:29.24	1:31.37	1:30.61	1:30.78	1:29.48	1:30.35	1:30.65
11	1:29.47	1:31.01	1:29.42	1:28.66	1:31.22					

---

**30 Patrick BLAKENEY-EDWARDS**

Lap	1	2	3	4	5	6	7	8	9	10
1	1:36.90	1:31.40	1:31.37	1:30.88	1:31.24	1:31.29	1:32.01	1:32.28	1:30.65	1:31.58
11	1:31.43	1:32.08	1:31.99	1:32.28						

---

**52 Kim SHEARN**

Lap	1	2	3	4	5	6	7	8	9	10
1	1:45.11	1:54.27	1:39.14	1:36.86	1:36.56	1:36.13	1:38.11	1:37.22	1:38.15	1:37.37
11	1:37.83	1:35.45	1:38.05							

---

**54 Graham BARRON**

Lap	1	2	3	4	5	6	7	8	9	10
1	1:37.59	1:34.52	1:29.46	1:29.22	1:29.83	1:30.04	1:30.34	1:31.76	1:30.53	1:30.03
11	1:30.94	1:31.83	1:32.09	1:32.19	1:32.93					

<b>66</b>	<b>Justin MAEERS</b>									
<b>Lap</b>	<b>1</b>	<b>2</b>	<b>3</b>	<b>4</b>	<b>5</b>	<b>6</b>	<b>7</b>	<b>8</b>	<b>9</b>	<b>10</b>
1	1:29.74	1:22.83	1:23.37	1:23.11	1:24.99	1:25.35	1:26.82	1:25.11	1:25.02	1:28.51
11	1:25.44	1:25.78	1:25.80	1:26.51	1:27.50					
<b>99</b>	<b>Frederick HARPER</b>									
<b>Lap</b>	<b>1</b>	<b>2</b>	<b>3</b>	<b>4</b>	<b>5</b>	<b>6</b>	<b>7</b>	<b>8</b>	<b>9</b>	<b>10</b>
1	1:29.39	1:26.23	1:26.37	1:26.12	1:29.34	1:27.79	1:28.84	1:29.51	1:28.82	1:27.98
11	1:30.86	1:28.18	1:28.37	1:27.99	1:29.08					
<b>131</b>	<b>Christopher PHILLIPS</b>									
<b>Lap</b>	<b>1</b>	<b>2</b>	<b>3</b>	<b>4</b>	<b>5</b>	<b>6</b>	<b>7</b>	<b>8</b>	<b>9</b>	<b>10</b>
1	1:38.35	1:30.92	1:30.03	1:30.45	1:30.84	1:31.32	1:31.53	1:31.34	1:32.06	1:42.35
<b>161</b>	<b>Charlie MARTIN</b>									
<b>Lap</b>	<b>1</b>	<b>2</b>	<b>3</b>	<b>4</b>	<b>5</b>	<b>6</b>	<b>7</b>	<b>8</b>	<b>9</b>	<b>10</b>
1	1:28.36	1:23.21	1:23.22	1:23.12	1:36.33	7:27.13	1:30.55	1:28.19	1:28.04	1:28.19
11	1:25.87									
<b>201</b>	<b>Christian PEDERSEN</b>									
<b>Lap</b>	<b>1</b>	<b>2</b>	<b>3</b>	<b>4</b>	<b>5</b>	<b>6</b>	<b>7</b>	<b>8</b>	<b>9</b>	<b>10</b>
1	1:41.28	1:34.06	1:33.42	1:35.17	1:36.37	1:38.01	1:35.99	1:36.54	1:36.96	1:35.03
11	1:38.63	1:36.84	1:37.53	1:38.42						
<b>210</b>	<b>Oliver NUTHALL</b>									
<b>Lap</b>	<b>1</b>	<b>2</b>	<b>3</b>	<b>4</b>	<b>5</b>	<b>6</b>	<b>7</b>	<b>8</b>	<b>9</b>	<b>10</b>
1	1:36.01	1:31.12	1:28.75	1:27.29	1:28.38	1:29.70	1:27.82	1:29.83	1:29.56	1:29.77
11	1:27.83	1:29.46	1:27.41	1:28.76	1:27.22					
<b>211</b>	<b>Jean DE MESTRAL</b>									
<b>Lap</b>	<b>1</b>	<b>2</b>	<b>3</b>	<b>4</b>	<b>5</b>	<b>6</b>	<b>7</b>	<b>8</b>	<b>9</b>	<b>10</b>
1	1:51.29	1:38.03	1:39.46	1:39.81	1:39.86	1:39.06	1:40.13	1:41.36	1:41.78	1:40.61
11	1:40.84	1:41.09	1:40.98							

# Lap Chart

## AMSCHEL ROTHSCHILD, SHUTTLEWORTH & NUFFIELD TROPHIES RACE - RACE 6

Lap 1		Lap 2		Lap 3		Lap 4		Lap 5		Lap 6		Lap 7		Lap 8		Lap 9		Lap 10	
No	Time	No	Time	No	Time	No	Time	No	Time	No	Time	No	Time	No	Time	No	Time	No	Time
161	1:28.36	161	2:51.57	161	4:14.79	161	5:37.91	66	7:04.04	66	8:29.39	66	9:56.21	66	11:21.32	66	12:46.34	66	14:14.85
99	1:29.39	66	2:52.57	66	4:15.94	66	5:39.05	161	7:14.24	52	8:31.94 *1	211	10:07.51 *1	99	11:43.59	201	12:50.84 *1	201	14:27.80 *1
66	1:29.74	99	2:55.62	99	4:21.99	99	5:48.11	15	7:16.66 *1	99	8:45.24	52	10:08.07 *1	52	11:46.18 *1	99	13:12.41	23	14:30.37 *2
5	1:30.89	5	2:56.41	26	4:26.43	26	5:55.67	99	7:17.45	5	8:52.43	99	10:14.08	211	11:47.64 *1	5	13:20.07	15	14:34.01 *2
26	1:31.94	26	2:58.18	5	4:29.22	5	5:56.05	23	7:19.98 *1	26	8:57.65	5	10:22.11	5	11:51.27	52	13:23.40 *1	99	14:40.39
8	1:34.91	8	3:06.57	210	4:35.88	210	6:03.17	5	7:24.58	210	9:01.25	26	10:28.43	26	11:57.91	26	13:28.26	161	14:41.37 *4
16	1:35.66	210	3:07.13	8	4:37.18	8	6:07.94	26	7:27.04	15	9:02.63 *1	210	10:29.07	210	11:58.90	210	13:28.46	5	14:49.09
210	1:36.01	16	3:07.64	16	4:38.39	16	6:08.63	210	7:31.55	8	9:07.75	8	10:39.88	8	12:09.42	211	13:29.00 *1	210	14:58.23
30	1:36.90	30	3:08.30	131	4:39.30	131	6:09.75	8	7:37.44	23	9:08.45 *1	54	10:41.00	54	12:12.76	8	13:39.72	26	14:58.91
54	1:37.59	131	3:09.27	30	4:39.67	30	6:10.55	16	7:39.31	54	9:10.66	16	10:42.51	16	12:13.22	54	13:43.29	52	15:01.55 *1
131	1:38.35	54	3:12.11	54	4:41.57	54	6:10.79	131	7:40.59	16	9:10.81	131	10:43.44	131	12:14.78	16	13:44.18	8	15:10.61
201	1:41.28	2	3:14.27	2	4:46.03	2	6:18.62	54	7:40.62	131	9:11.91	30	10:45.09	30	12:17.37	131	13:46.84	211	15:10.78 *1
2	1:42.35	201	3:15.34	201	4:48.76	201	6:23.93	30	7:41.79	30	9:13.08	15	10:55.08 *1	23	12:45.27 *1	30	13:48.02	54	15:13.32
52	1:45.11	211	3:29.32	211	5:08.78	211	6:48.59	2	7:51.91	201	9:38.31	23	10:56.97 *1	15	12:45.29 *1			16	15:14.68
211	1:51.29	52	3:39.38	52	5:18.52	52	6:55.38	201	8:00.30			201	11:14.30					30	15:19.60
15	1:51.30	15	3:40.00	15	5:27.38			211	8:28.45									131	15:29.19
23	1:52.62	23	3:44.76	23	5:29.52														

# Lap Chart

## AMSCHEL ROTHSCHILD, SHUTTLEWORTH & NUFFIELD TROPHIES RACE - RACE 6

Lap 11		Lap 12		Lap 13		Lap 14		Lap 15		Lap 16		Lap 17		Lap 18		Lap 19		Lap 20	
No	Time	No	Time	No	Time	No	Time	No	Time	No	Time	No	Time	No	Time	No	Time	No	Time
66	15:40.29	66	17:06.07	66	18:31.87	66	19:58.38	66	21:25.88										
201	16:02.83 *1	99	17:39.43	211	18:32.23 *2	15	20:05.84 *3	30	21:27.38 *1										
99	16:11.25	161	17:40.11 *4	99	19:07.80	211	20:13.32 *2	52	21:30.25 *2										
161	16:11.92 *4	201	17:41.46 *1	161	19:08.15 *4	99	20:35.79	23	21:35.83 *3										
23	16:15.51 *2	5	17:44.94	5	19:13.76	161	20:36.34 *4	15	21:53.77 *3										
5	16:17.16	210	17:55.52	201	19:18.30 *1	5	20:41.41	211	21:54.30 *2										
15	16:24.76 *2	26	17:59.39	210	19:22.93	210	20:51.69	161	22:02.21 *4										
210	16:26.06	23	18:02.39 *2	26	19:28.81	201	20:55.83 *1	99	22:04.87										
26	16:28.38	8	18:12.95	8	19:44.20	26	20:57.47	5	22:08.88										
52	16:38.92 *1	15	18:14.18 *2	54	19:48.18	8	21:15.11	210	22:18.91										
8	16:41.92	54	18:16.09	23	19:48.68 *2	54	21:20.37	26	22:28.69										
54	16:44.26	52	18:16.75 *1	16	19:51.02	16	21:23.23	201	22:34.25 *1										
16	16:47.23	16	18:18.79	52	19:52.20 *1			8	22:48.09										
30	16:51.03	30	18:23.11	30	19:55.10			54	22:53.30										
211	16:51.39 *1							16	22:54.66										



## CMMC CLASSIC & HAWTHORN CHALLENGE RACE

### RESULT - RACE 7

PI	No	CI	Name	Car	Laps	Time	Behind	MPH	Best Lap on	MPH
1	29	B/C	S.SMITH/ J.SMITH	MGA	9	13:27.44		79.41	1:27.70	4 81.24
2	20	D/E	Jonathan ABECASSIS	Austin Healey 100/4	9	13:47.82	20.38	77.46	1:29.64	4 79.48
3	155	Ec	Christopher EDMUNDS	Morris Mini Cooper S	9	13:51.79	24.35	77.09	1:30.45	8 78.77
4	5	B/C	M.SLEDMORE/ J.SLEDMORE	Ford/Lotus Cortina Mk1	9	13:55.87	28.43	76.71	1:30.38	6 78.83
5	72	A	David MOORHOUSE	Austin Mini Cooper S	9	13:58.04	30.60	76.51	1:29.68	6 79.44
6	19	Haw	Bruce McWHIRTER	Jaguar Mk2	9	14:27.58	1:00.14	73.91	1:33.94	2 75.84
7	7	Haw	Grahame PETTIT	Jaguar Mk1	9	14:30.89	1:03.45	73.63	1:34.15	7 75.67
8	124	Haw	Nigel WEBB	Jaguar Coombs Mk2	9	14:34.10	1:06.66	73.35	1:33.27	7 76.38
9	55	Haw	Alistair DYSON	Jaguar Mk2	8	12:32.43	1 Lap	75.75	1:31.53	5 77.84
10	120	Haw	Tom SMITH	Jaguar Mk2	8	12:34.01	1 Lap	75.59	1:31.03	7 78.26
11	9	Haw	Darren McWHIRTER	Jaguar Mk1	8	12:36.45	1 Lap	75.35	1:31.04	7 78.26
12	21	Ec	Mike LAMPLOUGH	Gilbern GT	8	13:08.79	1 Lap	72.26	1:36.11	7 74.13
13	142	A	Rob ROODHOUSE	Austin Cooper S	8	13:27.49	1 Lap	70.58	1:38.19	4 72.56
14	39	Haw	Robert SALISBURY	Jaguar Mk1	8	13:40.89	1 Lap	69.43	1:38.04	6 72.67
15	153	Ec	Steve SPINK	MGB Roadster	8	13:45.59	1 Lap	69.04	1:33.37	4 76.30
16	57	D/E	Alan CHARLTON	Triumph TR6	8	13:48.35	1 Lap	68.81	1:31.19	8 78.13
17	17	Ec	David BERESFORD	MGB	8	13:54.38	1 Lap	68.31	1:33.59	4 76.12
18	110	Haw	Simon SEATH	Jaguar Mk1	7	12:03.10	2 Laps	68.97	1:39.76	3 71.42
19	28	Ec	D.BROWN/ J.CRANSTONE	MGB Roadster	7	14:26.38	2 Laps	57.56	1:43.69	2 68.71

#### Not-Classified

105	Haw	Lee WILLIAMS	Jaguar Mk2	6	9:42.85	DNF	73.34	1:34.23	5 75.61
24	B/C	Bob LINES	MGA	4	6:56.56	DNF	68.41	1:37.69	2 72.93

#### Exclusions

66	Ec	Robert JOHNSON	Triumph TR4						Cause of red flag
----	----	----------------	-------------	--	--	--	--	--	-------------------

#### Fastest Lap

72	A	David MOORHOUSE	Austin Mini Cooper S					1:29.68	6 79.44
29	B/C	S.SMITH/ J.SMITH	MGA					1:27.70	4 81.24
20	D/E	Jonathan ABECASSIS	Austin Healey 100/4					1:29.64	4 79.48
155	Ec	Christopher EDMUNDS	Morris Mini Cooper S					1:30.45	8 78.77
120	Haw	Tom SMITH	Jaguar Mk2					1:31.03	7 78.26

RACE RED FLAGGED - RESULT DECLARED

Weather / Track : Wet

Start Time : 16:56

Donington Park

Printed : 09 Jul 23 17:44

Clerk of Course:	Time Issued:	Chief Timekeeper: Anthony Smith
------------------	--------------	---------------------------------



# RACE GRID

## CMMC CLASSIC & HAWTHORN CHALLENGE RACE

### RACE 7

ROW 12			
ROW 11	<b>24</b> 01:40.530 Bob LINES	<b>110</b> 01:40.820 Simon SEATH	
ROW 10	<b>39</b> 01:38.750 Robert SALISBURY	<b>28</b> 01:39.840 D.BROWN/ J.CRANSTO	
ROW 9	<b>120</b> 01:37.830 Tom SMITH	<b>142</b> 01:38.410 Rob ROODHOUSE	
ROW 8	<b>21</b> 01:36.610 Mike LAMPLOUGH	<b>7</b> 01:37.660 Grahame PETTIT	
ROW 7	<b>105</b> 01:33.910 Lee WILLIAMS	<b>6</b> 01:36.220 John ANDON	
ROW 6	<b>19</b> 01:33.420 Bruce McWHIRTER	<b>66</b> 01:33.650 Robert JOHNSON	
ROW 5	<b>9</b> 01:32.330 Darren McWHIRTER	<b>17</b> 01:32.740 David BERESFORD	
ROW 4	<b>153</b> 01:31.720 Steve SPINK	<b>124</b> 01:31.790 Nigel WEBB	
ROW 3	<b>5</b> 01:30.650 M.SLEDMORE/ J.SLEDM	<b>55</b> 01:31.680 Alistair DYSON	
ROW 2	<b>155</b> 01:29.820 Christopher EDMUNDS	<b>20</b> 01:29.870 Jonathan ABECASSSIS	
ROW 1	<b>29</b> 01:27.430 S.SMITH/ J.SMITH	<b>57</b> 01:29.260 Alan CHARLTON	

POLE

# CMMC CLASSIC & HAWTHORN CHALLENGE RACE

## LAP TIMES - RACE 7

<b>5</b>	<b>M.SLEDMORE/ J.SLEDMORE</b>										
	<b>Lap</b>	<b>1</b>	<b>2</b>	<b>3</b>	<b>4</b>	<b>5</b>	<b>6</b>	<b>7</b>	<b>8</b>	<b>9</b>	<b>10</b>
	1	1:44.26	1:33.84	1:32.03	1:31.88	1:30.53	1:30.38	1:30.65	1:30.96	1:31.34	
<b>7</b>	<b>Grahame PETTIT</b>										
	<b>Lap</b>	<b>1</b>	<b>2</b>	<b>3</b>	<b>4</b>	<b>5</b>	<b>6</b>	<b>7</b>	<b>8</b>	<b>9</b>	<b>10</b>
	1	1:49.22	1:35.98	1:34.70	1:35.30	1:35.03	1:34.67	1:34.15	1:35.76	1:36.08	
<b>9</b>	<b>Darren McWHIRTER</b>										
	<b>Lap</b>	<b>1</b>	<b>2</b>	<b>3</b>	<b>4</b>	<b>5</b>	<b>6</b>	<b>7</b>	<b>8</b>	<b>9</b>	<b>10</b>
	1	1:46.56	1:34.55	1:33.40	1:31.99	1:33.18	1:32.29	1:31.04	1:33.44		
<b>17</b>	<b>David BERESFORD</b>										
	<b>Lap</b>	<b>1</b>	<b>2</b>	<b>3</b>	<b>4</b>	<b>5</b>	<b>6</b>	<b>7</b>	<b>8</b>	<b>9</b>	<b>10</b>
	1	1:43.81	1:35.45	1:36.87	1:33.59	1:34.23	1:40.05	2:36.75	1:33.63		
<b>19</b>	<b>Bruce McWHIRTER</b>										
	<b>Lap</b>	<b>1</b>	<b>2</b>	<b>3</b>	<b>4</b>	<b>5</b>	<b>6</b>	<b>7</b>	<b>8</b>	<b>9</b>	<b>10</b>
	1	1:43.76	1:33.94	1:34.13	1:36.07	1:35.60	1:35.37	1:34.30	1:36.94	1:37.47	
<b>20</b>	<b>Jonathan ABECASSIS</b>										
	<b>Lap</b>	<b>1</b>	<b>2</b>	<b>3</b>	<b>4</b>	<b>5</b>	<b>6</b>	<b>7</b>	<b>8</b>	<b>9</b>	<b>10</b>
	1	1:39.49	1:33.16	1:30.93	1:29.64	1:29.82	1:29.73	1:32.19	1:29.64	1:33.22	
<b>21</b>	<b>Mike LAMPLOUGH</b>										
	<b>Lap</b>	<b>1</b>	<b>2</b>	<b>3</b>	<b>4</b>	<b>5</b>	<b>6</b>	<b>7</b>	<b>8</b>	<b>9</b>	<b>10</b>
	1	1:48.26	1:37.38	1:36.85	1:36.59	1:37.10	1:36.97	1:36.11	1:39.53		
<b>24</b>	<b>Bob LINES</b>										
	<b>Lap</b>	<b>1</b>	<b>2</b>	<b>3</b>	<b>4</b>	<b>5</b>	<b>6</b>	<b>7</b>	<b>8</b>	<b>9</b>	<b>10</b>
	1	1:51.47	1:37.69	1:38.82	1:48.58						
<b>28</b>	<b>D.BROWN/ J.CRANSTONE</b>										
	<b>Lap</b>	<b>1</b>	<b>2</b>	<b>3</b>	<b>4</b>	<b>5</b>	<b>6</b>	<b>7</b>	<b>8</b>	<b>9</b>	<b>10</b>
	1	1:55.03	1:43.69	1:44.25	1:45.12	1:44.05	1:49.68	3:44.56			
<b>29</b>	<b>S.SMITH/ J.SMITH</b>										
	<b>Lap</b>	<b>1</b>	<b>2</b>	<b>3</b>	<b>4</b>	<b>5</b>	<b>6</b>	<b>7</b>	<b>8</b>	<b>9</b>	<b>10</b>
	1	1:33.97	1:28.44	1:27.77	1:27.70	1:28.04	1:28.58	1:28.93	1:29.26	1:34.75	
<b>39</b>	<b>Robert SALISBURY</b>										
	<b>Lap</b>	<b>1</b>	<b>2</b>	<b>3</b>	<b>4</b>	<b>5</b>	<b>6</b>	<b>7</b>	<b>8</b>	<b>9</b>	<b>10</b>
	1	1:51.99	1:38.05	1:38.64	1:38.42	1:55.85	1:38.04	1:38.47	1:41.43		
<b>55</b>	<b>Alistair DYSON</b>										
	<b>Lap</b>	<b>1</b>	<b>2</b>	<b>3</b>	<b>4</b>	<b>5</b>	<b>6</b>	<b>7</b>	<b>8</b>	<b>9</b>	<b>10</b>
	1	1:41.42	1:32.11	1:31.95	1:32.64	1:31.53	1:33.27	1:32.95	1:36.56		
<b>57</b>	<b>Alan CHARLTON</b>										
	<b>Lap</b>	<b>1</b>	<b>2</b>	<b>3</b>	<b>4</b>	<b>5</b>	<b>6</b>	<b>7</b>	<b>8</b>	<b>9</b>	<b>10</b>
	1	1:43.09	1:33.17	1:33.06	1:32.34	1:39.65	2:44.32	1:31.53	1:31.19		

<b>66</b>	<b>Robert JOHNSON</b>									
<b>Lap</b>	<b>1</b>	<b>2</b>	<b>3</b>	<b>4</b>	<b>5</b>	<b>6</b>	<b>7</b>	<b>8</b>	<b>9</b>	<b>10</b>
1	1:44.07	1:37.75	1:33.29	1:33.27	1:33.76	1:31.29	1:34.60	2:40.27		
<b>72</b>	<b>David MOORHOUSE</b>									
<b>Lap</b>	<b>1</b>	<b>2</b>	<b>3</b>	<b>4</b>	<b>5</b>	<b>6</b>	<b>7</b>	<b>8</b>	<b>9</b>	<b>10</b>
1	1:48.04	1:32.86	1:35.29	1:30.99	1:31.30	1:29.68	1:29.73	1:30.45	1:29.70	
<b>105</b>	<b>Lee WILLIAMS</b>									
<b>Lap</b>	<b>1</b>	<b>2</b>	<b>3</b>	<b>4</b>	<b>5</b>	<b>6</b>	<b>7</b>	<b>8</b>	<b>9</b>	<b>10</b>
1	1:46.93	1:35.48	1:34.25	1:34.85	1:34.23	1:37.11				
<b>110</b>	<b>Simon SEATH</b>									
<b>Lap</b>	<b>1</b>	<b>2</b>	<b>3</b>	<b>4</b>	<b>5</b>	<b>6</b>	<b>7</b>	<b>8</b>	<b>9</b>	<b>10</b>
1	1:53.65	1:40.10	1:39.76	1:40.01	1:40.80	1:41.67	1:47.11			
<b>120</b>	<b>Tom SMITH</b>									
<b>Lap</b>	<b>1</b>	<b>2</b>	<b>3</b>	<b>4</b>	<b>5</b>	<b>6</b>	<b>7</b>	<b>8</b>	<b>9</b>	<b>10</b>
1	1:45.53	1:34.00	1:33.21	1:33.24	1:32.26	1:31.60	1:31.03	1:33.14		
<b>124</b>	<b>Nigel WEBB</b>									
<b>Lap</b>	<b>1</b>	<b>2</b>	<b>3</b>	<b>4</b>	<b>5</b>	<b>6</b>	<b>7</b>	<b>8</b>	<b>9</b>	<b>10</b>
1	1:50.09	1:36.11	1:33.92	1:33.55	1:33.51	1:33.88	1:33.27	1:36.10	1:43.67	
<b>142</b>	<b>Rob ROODHOUSE</b>									
<b>Lap</b>	<b>1</b>	<b>2</b>	<b>3</b>	<b>4</b>	<b>5</b>	<b>6</b>	<b>7</b>	<b>8</b>	<b>9</b>	<b>10</b>
1	1:49.84	1:38.57	1:38.37	1:38.19	1:38.86	1:39.14	1:39.18	1:45.34		
<b>153</b>	<b>Steve SPINK</b>									
<b>Lap</b>	<b>1</b>	<b>2</b>	<b>3</b>	<b>4</b>	<b>5</b>	<b>6</b>	<b>7</b>	<b>8</b>	<b>9</b>	<b>10</b>
1	1:42.03	1:33.99	1:35.00	1:33.37	1:34.13	1:37.19	2:35.64	1:34.24		
<b>155</b>	<b>Christopher EDMUNDS</b>									
<b>Lap</b>	<b>1</b>	<b>2</b>	<b>3</b>	<b>4</b>	<b>5</b>	<b>6</b>	<b>7</b>	<b>8</b>	<b>9</b>	<b>10</b>
1	1:39.40	1:32.50	1:32.47	1:31.67	1:30.86	1:31.74	1:31.67	1:30.45	1:31.03	



## LONGSTONE TYRES LIGHT CAR RACE

### RESULT - RACE 9

Pl	No	Cl	Name	Car	Year	Laps	Time	Behind	MPH	Best Lap on	MPH
1	56		H.COLLEDGE/ A.PEACOP	Austin Chummy	1929	12	32:08.05		44.34	2:34.78	6 46.03
2	61		I.ROCHE/ W.WAY	Amilcar Cass	1928	12	32:17.51	9.46	44.13	2:26.54	7 48.62
3	73		D.JOHNSON/ P.JOHNSON	Salmson AL22	1922	12	33:31.55	1:23.50	42.50	2:33.43	11 46.43
4	59		B.MAEERS/ J.MAEERS	Morgan Sports Family	1930	12	33:45.55	1:37.50	42.21	2:34.30	12 46.17
5	100		M.MOORE/ M.DANIELL	Morgan Super Aero	1929	12	33:45.82	1:37.77	42.20	2:32.76	8 46.64
6	60		D.JOHNSON/ D.JOHNSON	Austin 7 Chummy	1928	12	33:56.19	1:48.14	41.99	2:31.76	6 46.95
7	75		M.HUDSON/ C.HUDSON	Salmson AL	1922	12	34:13.18	2:05.13	41.64	2:33.09	6 46.54
8	80		W.TEAGUE/ R.PARSONS	Austin 7 Chummy	1926	11	32:29.75	1 Lap	40.19	2:44.48	4 43.31
9	88		S.BARRINGER/ R.HENNESSY	BSA Original	1929/30	11	32:33.01	1 Lap	40.13	2:43.69	11 43.52
10	82		M.GROVES/ J.BAYLISS	Salmson GN	1921	11	32:33.67	1 Lap	40.11	2:45.53	4 43.04
11	72		L.PARKIN/ R.SMITH	Austin 7 Chummy	1930	11	32:38.14	1 Lap	40.02	2:47.75	2 42.47
12	170		C.PITHER/ A.PUGH	Amilcar CGS	1928	11	33:03.12	1 Lap	39.52	2:33.96	7 46.27
13	98		W.CAWLEY/ J.TOWNSHEND	Austin 7 Chummy	1924	11	33:45.55	1 Lap	38.69	2:43.57	11 43.56
14	279		J.EDWARDS/ T.HARRISON	GN Tourer Open 2 Str	1921	11	34:56.06	1 Lap	37.39	2:56.20	5 40.43
15	121		Mark WALKER	GN Grand Prix	1914	10	32:41.91	2 Laps	36.31	3:04.67	8 38.58
16	197		J.WISEMAN/ R.WISEMAN	Austin 7 Chummy	1927	10	33:11.92	2 Laps	35.77	3:05.14	8 38.48
17	55		M.BIRKETT/ R.BIRKETT	Triumph Super Seven	1929	10	33:27.62	2 Laps	35.49	3:05.49	3 38.41
18	67		D.CAWLEY/ L.CAWLEY	GN Standard	1921	10	33:37.97	2 Laps	35.30	3:10.56	2 37.39 *
19	85		G.SCHOLEY/ J.FENNING	Austin 7 Chummy	1928	10	34:10.86	2 Laps	34.74	3:03.78	10 38.77
20	86		A.CAWLEY/ M.SHEPHERD	Austin 7 Chummy	1928	10	34:34.88	2 Laps	34.34	3:01.67	9 39.22
21	3		R.MATTHEWS/ T.ADAMS	Lagonda Model K	1922	10	34:52.56	2 Laps	34.05	3:09.67	10 37.56
22	64		M.PARKIN/ G.OWEN	Trojan Utility	1927	9	33:31.62	3 Laps	31.87	3:28.20	8 34.22
23	91		S.WELCH/ T.ADAMS	Austin 7	1927	8	33:12.54	4 Laps	28.60	2:48.85	8 42.19
24	127		A.HOWE-DAVIES/ T.LEES	Peugeot Quadriette	1923	8	34:26.92	4 Laps	27.57	3:55.65	8 30.23
25	128		Archie BULLETT	Bedelia BD2 'Course'	1912	7	35:23.38	5 Laps	23.49	4:29.18	4 26.47
26	92		R.MARSH/ W.MARSH	Bedelia BD2 Tandem	1914	5	32:49.34	7 Laps	18.09	4:52.76	3 24.34
<b>Not-Classified</b>											
83			M.HUNT/ T.HUNT	Austin 7 Chummy	1925	9	26:49.12	DNF	39.85	2:41.47	2 44.12
58			D.BINGHAM/ S.RICH	Austin 7 Chummy	1928	9	28:50.81	DNF	37.05	2:55.03	5 40.70
57			J. BLAKENEY-EDWARDS/ S. BLAKENEY-EDWARDS	Tatra Type 11 Rennwagen	1925	6	21:33.91	DNF	33.04	3:01.81	6 39.19
93			G.CARR/ R.HUBBARD	Austin 7 Chummy	1928	4	12:41.04	DNF	37.45	3:05.43	2 38.42
282			K.MYCOCK/ O.CHILTON	Peugeot 190S	1930	3	11:41.97	DNF	30.45	3:30.72	2 33.81
81			P. ROGERS/ A. JONES	New Carden Family Tourer	1924	2	8:08.35	DNF	29.18	3:48.23	2 31.22

#### Fastest Lap

61 I.ROCHE/ W.WAY Amilcar Cass 1928 2:26.54 7 48.62

Weather / Track :

Start Time : 18:21

Donington Park

\*\*\* = handicap winner

Printed : 09 Jul 23 19:03

Clerk of Course:	Time Issued:	Chief Timekeeper: Anthony Smith
------------------	--------------	---------------------------------

# RACE GRID

## LONGSTONE TYRES LIGHT CAR RACE

### RACE 9

ROW 18	<b>92</b> 05:22.150 R.MARSH/ W.MARSH	<b>126</b> 07:13.800 Rufus FLANN
ROW 17	<b>81</b> 03:58.370 P. ROGERS/ A. JONES	<b>128</b> 04:38.350 Archie BULLETT
ROW 16	<b>64</b> 03:28.730 M.PARKIN/ G.OWEN	<b>127</b> 03:54.890 A.HOWE-DAVIES/ T.LEE
ROW 15	<b>197</b> 03:24.180 J.WISEMAN/ R.WISEMA	<b>3</b> 03:26.970 R.MATTHEWS/ T.ADAMS
ROW 14	<b>282</b> 03:21.610 K.MYCOCK/ O.CHILTON	<b>57</b> 03:23.830 J. BLAKENEY-EDWARD
ROW 13	<b>55</b> 03:07.970 M.BIRKETT/ R.BIRKETT	<b>67</b> 03:09.560 D.CAWLEY/ L.CAWLEY
ROW 12	<b>86</b> 03:01.790 A.CAWLEY/ M.SHEPHER	<b>85</b> 03:02.140 G.SCHOLEY/ J.FENNING
ROW 11	<b>121</b> 02:56.250 Mark WALKER	<b>691</b> 02:57.660 A.FROST/ S.FROST
ROW 10	<b>72</b> 02:53.710 L.PARKIN/ R.SMITH	<b>58</b> 02:54.980 D.BINGHAM/ S.RICH
ROW 9	<b>279</b> 02:52.220 J.EDWARDS/ T.HARRIS	<b>91</b> 02:52.640 S.WELCH/ T.ADAMS
ROW 8	<b>82</b> 02:49.060 M.GROVES/ J.BAYLISS	<b>123</b> 02:50.940 M.NEW/ J.WHITE
ROW 7	<b>80</b> 02:47.910 W.TEAGUE/ R.PARSON	<b>83</b> 02:49.000 M.HUNT/ T.HUNT
ROW 6	<b>98</b> 02:47.340 W.CAWLEY/ J.TOWNSH	<b>93</b> 02:47.750 G.CARR/ R.HUBBARD
ROW 5	<b>88</b> 02:43.270 S.BARRINGER/ R.HENN	<b>56</b> 02:44.020 H.COLLEDGE/ A.PEACO
ROW 4	<b>100</b> 02:37.610 M.MOORE/ M.DANIELL	<b>59</b> 02:38.870 B.MAEERS/ J.MAEERS
ROW 3	<b>73</b> 02:35.410 D.JOHNSON/ P.JOHNSO	<b>77</b> 02:36.230 P.TUNNICLIFFE/ J.BRE
ROW 2	<b>75</b> 02:32.740 M.HUDSON/ C.HUDSON	<b>170</b> 02:33.390 C.PITHER/ A.PUGH
ROW 1	<b>61</b> 02:19.150 I.ROCHE/ W.WAY	<b>60</b> 02:31.200 D.JOHNSON/ D.JOHNSO

POLE

# LONGSTONE TYRES LIGHT CAR RACE

## LAP TIMES - RACE 9

---

**3 R.MATTHEWS/ T.ADAMS**

Lap	1	2	3	4	5	6	7	8	9	10
1	4:01.42	3:29.21	3:36.06	3:25.37	3:19.50	3:17.31	3:19.23	4:02.51	3:12.28	3:09.67

---

**55 M.BIRKETT/ R.BIRKETT**

Lap	1	2	3	4	5	6	7	8	9	10
1	3:27.12	3:14.90	3:05.49	3:06.51	3:10.65	4:30.27	3:16.19	3:17.77	3:11.47	3:07.25

---

**56 H.COLLEDGE/ A.PEACOP**

Lap	1	2	3	4	5	6	7	8	9	10
1	2:49.21	2:38.77	2:37.26	2:36.67	2:36.74	2:34.78	2:59.64	2:35.97	2:39.64	2:43.61
11	2:39.49	2:36.27								

---

**57 J. BLAKENEY-EDWARDS/ S. BLA**

Lap	1	2	3	4	5	6	7	8	9	10
1	4:11.46	3:34.68	3:33.70	4:08.88	3:03.38	3:01.81				

---

**58 D.BINGHAM/ S.RICH**

Lap	1	2	3	4	5	6	7	8	9	10
1	3:14.96	2:58.61	2:58.18	4:11.75	2:55.03	3:01.53	3:07.02	3:11.28	3:12.45	

---

**59 B.MAEERS/ J.MAEERS**

Lap	1	2	3	4	5	6	7	8	9	10
1	3:00.01	2:46.45	2:47.53	2:46.19	2:47.47	2:51.93	3:39.00	2:35.87	2:40.79	2:36.42
11	2:39.59	2:34.30								

---

**60 D.JOHNSON/ D.JOHNSON**

Lap	1	2	3	4	5	6	7	8	9	10
1	3:23.31	3:28.44	3:54.85	2:33.09	2:34.04	2:31.76	2:34.99	2:40.30	2:33.69	2:35.38
11	2:33.98	2:32.36								

---

**61 I.ROCHE/ W.WAY**

Lap	1	2	3	4	5	6	7	8	9	10
1	2:52.74	2:37.82	2:35.51	2:36.92	2:36.40	4:00.91	2:26.54	2:27.96	2:29.40	2:27.94
11	2:31.02	2:34.35								

---

**64 M.PARKIN/ G.OWEN**

Lap	1	2	3	4	5	6	7	8	9	10
1	4:03.31	3:40.23	3:33.59	3:37.77	4:35.51	3:29.52	3:34.48	3:28.20	3:29.01	

---

**67 D.CAWLEY/ L.CAWLEY**

Lap	1	2	3	4	5	6	7	8	9	10
1	3:31.45	3:10.56	3:18.12	3:14.55	3:14.02	3:23.63	3:15.50	3:15.28	4:02.92	3:11.94

---

**72 L.PARKIN/ R.SMITH**

Lap	1	2	3	4	5	6	7	8	9	10
1	3:02.88	2:47.75	2:48.35	2:48.96	2:55.70	2:57.97	3:49.51	2:56.18	2:51.46	2:50.43
11	2:48.95									

<b>73</b>	<b>D.JOHNSON/ P.JOHNSON</b>									
<b>Lap</b>	<b>1</b>	<b>2</b>	<b>3</b>	<b>4</b>	<b>5</b>	<b>6</b>	<b>7</b>	<b>8</b>	<b>9</b>	<b>10</b>
1	2:59.74	2:37.48	2:38.13	2:44.96	3:53.45	2:43.79	2:37.54	2:37.10	2:40.53	2:41.33
11	2:33.43	2:44.07								
<b>75</b>	<b>M.HUDSON/ C.HUDSON</b>									
<b>Lap</b>	<b>1</b>	<b>2</b>	<b>3</b>	<b>4</b>	<b>5</b>	<b>6</b>	<b>7</b>	<b>8</b>	<b>9</b>	<b>10</b>
1	2:52.07	2:37.81	2:37.73	2:36.77	2:33.91	2:33.09	2:37.04	4:02.55	2:57.65	2:57.67
11	2:52.16	2:54.73								
<b>80</b>	<b>W.TEAGUE/ R.PARSONS</b>									
<b>Lap</b>	<b>1</b>	<b>2</b>	<b>3</b>	<b>4</b>	<b>5</b>	<b>6</b>	<b>7</b>	<b>8</b>	<b>9</b>	<b>10</b>
1	3:02.16	2:47.47	2:45.34	2:44.48	2:47.97	2:55.60	3:51.52	2:52.10	2:52.35	2:58.66
11	2:52.10									
<b>81</b>	<b>P. ROGERS/ A. JONES</b>									
<b>Lap</b>	<b>1</b>	<b>2</b>	<b>3</b>	<b>4</b>	<b>5</b>	<b>6</b>	<b>7</b>	<b>8</b>	<b>9</b>	<b>10</b>
1	4:20.12	3:48.23								
<b>82</b>	<b>M.GROVES/ J.BAYLISS</b>									
<b>Lap</b>	<b>1</b>	<b>2</b>	<b>3</b>	<b>4</b>	<b>5</b>	<b>6</b>	<b>7</b>	<b>8</b>	<b>9</b>	<b>10</b>
1	3:00.67	2:46.62	2:46.47	2:45.53	2:49.28	2:53.02	3:52.72	2:52.58	2:52.82	2:56.38
11	2:57.58									
<b>83</b>	<b>M.HUNT/ T.HUNT</b>									
<b>Lap</b>	<b>1</b>	<b>2</b>	<b>3</b>	<b>4</b>	<b>5</b>	<b>6</b>	<b>7</b>	<b>8</b>	<b>9</b>	<b>10</b>
1	2:52.72	2:41.47	2:42.02	2:43.16	2:44.98	3:54.13	3:02.37	3:02.16	3:06.11	
<b>85</b>	<b>G.SCHOLEY/ J.FENNING</b>									
<b>Lap</b>	<b>1</b>	<b>2</b>	<b>3</b>	<b>4</b>	<b>5</b>	<b>6</b>	<b>7</b>	<b>8</b>	<b>9</b>	<b>10</b>
1	3:35.01	3:19.75	3:11.30	3:20.20	3:14.38	3:13.56	4:56.32	3:07.22	3:09.34	3:03.78
<b>86</b>	<b>A.CAWLEY/ M.SHEPHERD</b>									
<b>Lap</b>	<b>1</b>	<b>2</b>	<b>3</b>	<b>4</b>	<b>5</b>	<b>6</b>	<b>7</b>	<b>8</b>	<b>9</b>	<b>10</b>
1	3:49.10	3:21.90	3:21.99	3:24.33	3:57.88	4:22.03	3:07.10	3:04.39	3:01.67	3:04.49
<b>88</b>	<b>S.BARRINGER/ R.HENNESSY</b>									
<b>Lap</b>	<b>1</b>	<b>2</b>	<b>3</b>	<b>4</b>	<b>5</b>	<b>6</b>	<b>7</b>	<b>8</b>	<b>9</b>	<b>10</b>
1	3:14.88	2:55.16	2:54.22	2:52.83	2:56.14	2:52.72	2:53.70	3:39.83	2:45.15	2:44.69
11	2:43.69									
<b>91</b>	<b>S.WELCH/ T.ADAMS</b>									
<b>Lap</b>	<b>1</b>	<b>2</b>	<b>3</b>	<b>4</b>	<b>5</b>	<b>6</b>	<b>7</b>	<b>8</b>	<b>9</b>	<b>10</b>
1	10:59.12	3:15.40	3:12.16	3:56.14	3:05.63	3:02.67	2:52.57	2:48.85		
<b>92</b>	<b>R.MARSH/ W.MARSH</b>									
<b>Lap</b>	<b>1</b>	<b>2</b>	<b>3</b>	<b>4</b>	<b>5</b>	<b>6</b>	<b>7</b>	<b>8</b>	<b>9</b>	<b>10</b>
1	7:18.09	8:34.99	4:52.76	7:08.53	4:54.97					
<b>93</b>	<b>G.CARR/ R.HUBBARD</b>									
<b>Lap</b>	<b>1</b>	<b>2</b>	<b>3</b>	<b>4</b>	<b>5</b>	<b>6</b>	<b>7</b>	<b>8</b>	<b>9</b>	<b>10</b>
1	3:23.15	3:05.43	3:06.28	3:06.18						
<b>98</b>	<b>W.CAWLEY/ J.TOWNSHEND</b>									
<b>Lap</b>	<b>1</b>	<b>2</b>	<b>3</b>	<b>4</b>	<b>5</b>	<b>6</b>	<b>7</b>	<b>8</b>	<b>9</b>	<b>10</b>
1	3:24.23	3:19.14	3:06.50	3:07.52	3:06.30	3:07.84	3:32.13	2:49.04	2:45.62	2:43.66

11 2:43.57

---

**100 M.MOORE/ M.DANIELL**

Lap	1	2	3	4	5	6	7	8	9	10
1	2:50.76	2:41.59	2:36.89	2:35.83	2:37.85	3:52.54	2:37.67	2:32.76	2:39.99	2:54.48
11	3:00.13	2:45.33								

---

**121 Mark WALKER**

Lap	1	2	3	4	5	6	7	8	9	10
1	3:26.15	3:14.84	3:16.47	3:07.36	3:12.86	3:12.25	3:07.31	3:04.67	3:53.25	3:06.75

---

**127 A.HOWE-DAVIES/ T.LEES**

Lap	1	2	3	4	5	6	7	8	9	10
1	4:36.47	4:11.01	4:03.74	4:04.34	5:33.16	3:59.38	4:03.17	3:55.65		

---

**128 Archie BULLETT**

Lap	1	2	3	4	5	6	7	8	9	10
1	4:53.72	4:37.76	6:20.01	4:29.18	5:36.85	4:39.38	4:46.48			

---

**170 C.PITHER/ A.PUGH**

Lap	1	2	3	4	5	6	7	8	9	10
1	3:41.68	3:17.57	4:02.33	2:39.29	2:39.48	2:36.49	2:33.96	3:29.83	2:42.40	2:39.86
11	2:40.23									

---

**197 J.WISEMAN/ R.WISEMAN**

Lap	1	2	3	4	5	6	7	8	9	10
1	3:32.83	3:14.08	3:12.01	3:14.59	3:13.74	3:20.71	4:08.14	3:05.14	3:05.41	3:05.27

---

**279 J.EDWARDS/ T.HARRISON**

Lap	1	2	3	4	5	6	7	8	9	10
1	3:11.50	2:57.20	2:57.33	2:57.49	2:56.20	4:27.51	3:09.31	3:08.19	3:06.80	3:03.43
11	3:01.10									

---

**282 K.MYCOCK/ O.CHILTON**

Lap	1	2	3	4	5	6	7	8	9	10
1	3:52.66	3:30.72	4:18.59							



# Lap Chart

## LONGSTONE TYRES LIGHT CAR RACE - RACE 9

Lap 1		Lap 2		Lap 3		Lap 4		Lap 5		Lap 6		Lap 7		Lap 8		Lap 9		Lap 10	
No	Time	No	Time	No	Time	No	Time	No	Time	No	Time	No	Time	No	Time	No	Time	No	Time
56	2:49.21	56	5:27.98	56	8:05.24	56	10:41.91	75	13:18.29	75	15:51.38	75	18:28.42	56	21:29.04	56	24:08.68	56	26:52.29
100	2:50.76	75	5:29.88	61	8:06.07	61	10:42.99	56	13:18.65	128	15:51.49 *3	57	18:32.10 *2	170	21:30.80 *1	88	24:19.48 *1	72	26:58.76 *1
75	2:52.07	61	5:30.56	75	8:07.61	75	10:44.38	61	13:19.39	92	15:53.08 *4	56	18:53.07	57	21:33.91 *2	3	24:28.10 *2	197	27:01.24 *2
83	2:52.72	100	5:32.35	81	8:08.35 *1	100	10:45.07	60	13:19.69 *1	56	15:53.43	170	18:56.84 *1	61	22:14.80	91	24:28.45 *4	88	27:04.63 *1
61	2:52.74	83	5:34.19	100	8:09.24	60	10:46.60 *1	100	13:22.92	60	15:53.73 *1	98	19:11.53 *1	86	22:17.23 *2	61	24:44.20	55	27:08.90 *2
73	2:59.74	73	5:37.22	73	8:15.35	91	10:59.12 *3	58	13:23.50 *1	98	16:03.69 *1	58	19:20.06 *1	100	22:25.89	85	24:50.52 *2	61	27:12.14
59	3:00.01	59	5:46.46	83	8:16.21	83	10:59.37	85	13:26.26 *1	55	16:04.67 *1	279	19:27.23 *1	58	22:27.08 *1	170	25:00.63 *1	91	27:31.12 *4
82	3:00.67	82	5:47.29	82	8:33.76	73	11:00.31	170	13:40.87 *1	121	16:17.68 *1	121	19:29.93 *1	127	22:28.72 *3	100	25:05.88	170	27:43.03 *1
80	3:02.16	80	5:49.63	59	8:33.99	170	11:01.58 *1	83	13:44.35	58	16:18.53 *1	64	19:30.41 *2	75	22:30.97	86	25:24.33 *2	92	27:54.37 *6
72	3:02.88	72	5:50.63	80	8:34.97	3	11:06.69 *1	86	13:57.32 *1	170	16:20.35 *1	61	19:46.84	279	22:36.54 *1	75	25:28.62	85	27:57.74 *2
279	3:11.50	279	6:08.70	72	8:38.98	64	11:17.13 *1	80	14:07.42	197	16:27.25 *1	197	19:47.96 *1	121	22:37.24 *1	98	25:32.70 *1	100	28:00.36
88	3:14.88	88	6:10.04	127	8:47.48 *1	82	11:19.29	59	14:07.65	67	16:28.70 *1	67	19:52.33 *1	98	22:43.66 *1	73	25:32.72	73	28:14.05
58	3:14.96	58	6:13.57	88	9:04.26	80	11:19.45	82	14:08.57	85	16:40.64 *1	100	19:53.13	73	22:52.19	58	25:38.36 *1	98	28:18.32 *1
93	3:23.15	93	6:28.58	279	9:06.03	57	11:19.84 *1	91	14:14.52 *3	127	16:55.56 *2	85	19:54.20 *1	64	22:59.93 *2	121	25:41.91 *1	75	28:26.29
60	3:23.31	121	6:40.99	58	9:11.75	59	11:20.18	72	14:23.64	59	16:59.58	73	20:15.09	67	23:07.83 *1	279	25:44.73 *1	86	28:28.72 *2
98	3:24.23	67	6:42.01	128	9:31.48 *1	72	11:27.94	3	14:32.06 *1	82	17:01.59	128	20:20.67 *3	59	23:14.45	59	25:55.24	3	28:30.61 *2
121	3:26.15	55	6:42.02	93	9:34.86	282	11:41.97 *1	88	14:53.23	80	17:03.02	55	20:34.94 *1	60	23:40.78	128	25:57.52 *4	59	28:31.66
55	3:27.12	98	6:43.37	55	9:47.51	88	11:57.09	73	14:53.76	100	17:15.46	59	20:38.58	83	23:43.01	60	26:14.47	60	28:49.85
67	3:31.45	197	6:46.91	98	9:49.87	279	12:03.52	64	14:54.90 *1	61	17:20.30	88	20:39.65	80	23:46.64	67	26:23.11 *1	58	28:50.81 *1
197	3:32.83	60	6:51.75	121	9:57.46	93	12:41.04	279	14:59.72	72	17:21.61	83	20:40.85	82	23:46.89	127	26:28.10 *3	279	28:51.53 *1
85	3:35.01	85	6:54.76	197	9:58.92	127	12:51.22 *1	57	15:28.72 *1	91	17:26.68 *3	92	20:45.84 *4	55	23:51.13 *1	64	26:34.41 *2		
170	3:41.68	170	6:59.25	67	10:00.13	55	12:54.02			73	17:37.55	82	20:54.31	197	23:56.10 *1	80	26:38.99		
86	3:49.10	86	7:11.00	85	10:06.06	98	12:57.39			83	17:38.48	80	20:54.54	72	24:07.30	82	26:39.71		
282	3:52.66	92	7:18.09 *1	86	10:32.99	121	13:04.82			88	17:45.95	60	21:00.48			83	26:49.12		
3	4:01.42	282	7:23.38			197	13:13.51			3	17:51.56 *1	3	21:08.87 *1						
64	4:03.31	3	7:30.63			67	13:14.68			86	17:55.20 *1	72	21:11.12						
57	4:11.46	64	7:43.54							60	18:25.49	91	21:22.82 *3						
81	4:20.12	57	7:46.14																
127	4:36.47																		
128	4:53.72																		

# Lap Chart

## LONGSTONE TYRES LIGHT CAR RACE - RACE 9

Lap 11		Lap 12		Lap 13		Lap 14		Lap 15		Lap 16		Lap 17		Lap 18		Lap 19		Lap 20	
No	Time	No	Time	No	Time	No	Time	No	Time	No	Time	No	Time	No	Time	No	Time	No	Time
56	29:31.78	56	32:08.05																
121	29:35.16 *2	61	32:17.51																
82	29:36.09 *1	80	32:29.75 *1																
80	29:37.65 *1	88	32:33.01 *1																
61	29:43.16	82	32:33.67 *1																
72	29:49.19 *1	72	32:38.14 *1																
88	29:49.32 *1	121	32:41.91 *2																
64	30:02.61 *3	92	32:49.34 *7																
197	30:06.65 *2	170	33:03.12 *1																
55	30:20.37 *2	197	33:11.92 *2																
170	30:22.89 *1	91	33:12.54 *4																
91	30:23.69 *4	55	33:27.62 *2																
67	30:26.03 *2	73	33:31.55																
127	30:31.27 *4	64	33:31.62 *3																
128	30:36.90 *5	67	33:37.97 *2																
73	30:47.48	59	33:45.55																
100	31:00.49	98	33:45.55 *1																
98	31:01.98 *1	100	33:45.82																
85	31:07.08 *2	60	33:56.19																
59	31:11.25	85	34:10.86 *2																
75	31:18.45	75	34:13.18																
60	31:23.83	127	34:26.92 *4																
86	31:30.39 *2	86	34:34.88 *2																
3	31:42.89 *2	3	34:52.56 *2																
279	31:54.96 *1	279	34:56.06 *1																
		128	35:23.38 *5																