



**THE  
VINTAGE SPORTS  
CAR CLUB**

**MALLORY PARK**

**21<sup>ST</sup> JULY 2013**

**RESULTS BY**



**HS Sports Ltd  
Kinetic House, Varey Road  
Congleton, Cheshire CW12 1UW  
Tel. +44 (0)1260 275708  
Fax +44 (0)1260 295625  
[www.hssports.co.uk](http://www.hssports.co.uk)**



# The Vintage Sports-Car Club

## SCRATCH RACE FOR PRE-WAR CARS (VSCC SET 5)

### RESULT - RACE I

Pl	No	Cl	Name	Car	Laps	Time	Behind	MPH	Best Lap on	MPH
1	14	C	Nicholas TOPLISS	ERA R4A	6	5:33.49		87.44	56.94	6 85.35
2	11	D	Justin MAEERS	GN Parker	6	5:35.05	1.56	87.03	57.45	3 84.60
3	2	B	Robert COBDEN	Riley Falcon Special	6	5:36.69	3.20	86.61	57.05	5 85.19
4	5	B	Pete CANDY	Riley Super Rat	6	5:49.67	16.18	83.39	59.37	6 81.86
5	50	C	Tim GREENHILL	Wolseley Hornet Special	6	5:54.35	20.86	82.29	59.95	2 81.07
6	15	B	Terry CRABB	ERA R12C	6	5:56.79	23.30	81.73	59.04	6 82.32
7	58	B	Tim KNELLER	Riley 12/4 Special	6	6:05.51	32.02	79.78	1:01.66	6 78.82
8	135	D	Guy PLANTE	Alvis Speed 25 Special	6	6:05.66	32.17	79.75	1:01.61	6 78.88
9	46	B	Mike PAINTER	MG Kayne	6	6:07.95	34.46	79.25	1:02.38	6 77.91
10	42	B	Iain STEWART	Morgan Super Aero	6	6:08.84	35.35	79.06	1:01.71	3 78.76
11	44	B	Tim HOPKINSON	Riley Special	6	6:13.44	39.95	78.08	1:03.08	2 77.05
12	38	D	Rod KING	Delage Special	6	6:18.87	45.38	76.97	1:03.11	6 77.01
13	98	D	Marcus BLACK	Talbot Lago T23	6	6:20.58	47.09	76.62	1:04.27	3 75.62
14	191	B	Jo BLAKENEY-EDWARDS	Frazer Nash Shelsley	6	6:20.80	47.31	76.58	1:04.07	6 75.85
15	35	B	Durward LAWSON	Riley Special	6	6:25.25	51.76	75.69	1:04.70	4 75.12
16	39	D	Bo WILLIAMS	Bugatti Type 35B	6	6:30.59	57.10	74.66	1:05.65	5 74.03
17	54	D	Trevor SWETE	Invicta S Type	6	6:40.47	1:06.98	72.81	1:07.51	3 71.99
18	96	B	David SEBER	MG PB	5	5:54.16	1 Lap	68.61	1:10.67	2 68.77
19	194	A	Nick HAYWARD-COOK	Austin 7 Ulster	5	6:35.31	1 Lap	61.47	1:19.60	2 61.06

#### Fastest Lap

194	A	Nick HAYWARD-COOK	Austin 7 Ulster	1:19.60	2	61.06
2	B	Robert COBDEN	Riley Falcon Special	57.05	5	85.19
14	C	Nicholas TOPLISS	ERA R4A	56.94	6	85.35
11	D	Justin MAEERS	GN Parker	57.45	3	84.60

#### Awards

##### Race Winner & 1<sup>st</sup> Class C

14	C	Nicholas TOPLISS	ERA R4A	
2 <sup>nd</sup>	11	D Justin MAEERS	GN Parker	(& 1 <sup>st</sup> Class D)
3 <sup>rd</sup>	2	B Robert COBDEN	Riley Falcon Special	(& 1 <sup>st</sup> Class B)

##### Other Class Winners

194 A Nick HAYWARD-COOK Austin 7 Ulster

##### 1<sup>st</sup> VSCC 'Standard' Car

15 B Terry CRABB ERA R12C

# RACE GRID

## SCRATCH RACE FOR PRE-WAR CARS

### RACE1

ROW 12

ROW 11

**194** 01:19.330  
Nick HAYWARD-COOK

ROW 10

**96** 01:09.830  
David SEBER

**27** 01:10.590  
Andrew KELLOCK

ROW 9

**39** 01:08.040  
Bo WILLIAMS

**54** 01:08.610  
Trevor SWETE

ROW 8

**191** 01:05.850  
Jo BLAKENEY-EDWARD

**97** 01:06.410  
Rodney SEBER

ROW 7

**38** 01:05.250  
Rod KING

**42** 01:05.390  
Iain STEWART

ROW 6

**35** 01:04.810  
Durward LAWSON

**135** 01:05.040  
Guy PLANTE

ROW 5

**44** 01:04.220  
Tim HOPKINSON

**98** 01:04.620  
Marcus BLACK

ROW 4

**5** 01:03.320  
Pete CANDY

**58** 01:03.790  
Tim KNELLER

ROW 3

**2** 01:02.490  
Robert COBDEN

**46** 01:02.810  
Mike PAINTER

ROW 2

**50** 01:01.130  
Tim GREENHILL

**15** 01:01.400  
Terry CRABB

ROW 1

**11** 00:59.790  
Justin MAEERS

**14** 00:59.940  
Nicholas TOPLISS

POLE

# SCRATCH RACE FOR PRE-WAR CARS

## LAP TIMES - RACE 1

<b>2</b>	<b>Robert COBDEN</b>										
	<b>Lap</b>	<b>1</b>	<b>2</b>	<b>3</b>	<b>4</b>	<b>5</b>	<b>6</b>	<b>7</b>	<b>8</b>	<b>9</b>	<b>10</b>
	1	48.28	58.18	57.71	58.26	57.05	57.21				
<b>5</b>	<b>Pete CANDY</b>										
	<b>Lap</b>	<b>1</b>	<b>2</b>	<b>3</b>	<b>4</b>	<b>5</b>	<b>6</b>	<b>7</b>	<b>8</b>	<b>9</b>	<b>10</b>
	1	48.12	1:00.53	1:00.71	1:00.75	1:00.19	59.37				
<b>11</b>	<b>Justin MAEERS</b>										
	<b>Lap</b>	<b>1</b>	<b>2</b>	<b>3</b>	<b>4</b>	<b>5</b>	<b>6</b>	<b>7</b>	<b>8</b>	<b>9</b>	<b>10</b>
	1	45.91	57.55	57.45	58.54	57.78	57.82				
<b>14</b>	<b>Nicholas TOPLISS</b>										
	<b>Lap</b>	<b>1</b>	<b>2</b>	<b>3</b>	<b>4</b>	<b>5</b>	<b>6</b>	<b>7</b>	<b>8</b>	<b>9</b>	<b>10</b>
	1	45.31	57.53	57.02	58.83	57.86	56.94				
<b>15</b>	<b>Terry CRABB</b>										
	<b>Lap</b>	<b>1</b>	<b>2</b>	<b>3</b>	<b>4</b>	<b>5</b>	<b>6</b>	<b>7</b>	<b>8</b>	<b>9</b>	<b>10</b>
	1	53.17	1:01.57	1:00.60	1:01.30	1:01.11	59.04				
<b>35</b>	<b>Durward LAWSON</b>										
	<b>Lap</b>	<b>1</b>	<b>2</b>	<b>3</b>	<b>4</b>	<b>5</b>	<b>6</b>	<b>7</b>	<b>8</b>	<b>9</b>	<b>10</b>
	1	58.06	1:05.65	1:05.72	1:04.70	1:04.85	1:06.27				
<b>38</b>	<b>Rod KING</b>										
	<b>Lap</b>	<b>1</b>	<b>2</b>	<b>3</b>	<b>4</b>	<b>5</b>	<b>6</b>	<b>7</b>	<b>8</b>	<b>9</b>	<b>10</b>
	1	58.35	1:04.51	1:05.10	1:04.65	1:03.15	1:03.11				
<b>39</b>	<b>Bo WILLIAMS</b>										
	<b>Lap</b>	<b>1</b>	<b>2</b>	<b>3</b>	<b>4</b>	<b>5</b>	<b>6</b>	<b>7</b>	<b>8</b>	<b>9</b>	<b>10</b>
	1	59.57	1:06.00	1:07.03	1:05.67	1:05.65	1:06.67				
<b>42</b>	<b>Iain STEWART</b>										
	<b>Lap</b>	<b>1</b>	<b>2</b>	<b>3</b>	<b>4</b>	<b>5</b>	<b>6</b>	<b>7</b>	<b>8</b>	<b>9</b>	<b>10</b>
	1	56.10	1:02.19	1:01.71	1:03.26	1:03.12	1:02.46				
<b>44</b>	<b>Tim HOPKINSON</b>										
	<b>Lap</b>	<b>1</b>	<b>2</b>	<b>3</b>	<b>4</b>	<b>5</b>	<b>6</b>	<b>7</b>	<b>8</b>	<b>9</b>	<b>10</b>
	1	56.68	1:03.08	1:03.74	1:03.21	1:03.30	1:03.43				
<b>46</b>	<b>Mike PAINTER</b>										
	<b>Lap</b>	<b>1</b>	<b>2</b>	<b>3</b>	<b>4</b>	<b>5</b>	<b>6</b>	<b>7</b>	<b>8</b>	<b>9</b>	<b>10</b>
	1	52.92	1:03.88	1:03.20	1:03.06	1:02.51	1:02.38				
<b>50</b>	<b>Tim GREENHILL</b>										
	<b>Lap</b>	<b>1</b>	<b>2</b>	<b>3</b>	<b>4</b>	<b>5</b>	<b>6</b>	<b>7</b>	<b>8</b>	<b>9</b>	<b>10</b>
	1	49.99	59.95	1:01.18	1:01.14	1:00.73	1:01.36				
<b>54</b>	<b>Trevor SWETE</b>										
	<b>Lap</b>	<b>1</b>	<b>2</b>	<b>3</b>	<b>4</b>	<b>5</b>	<b>6</b>	<b>7</b>	<b>8</b>	<b>9</b>	<b>10</b>
	1	1:01.73	1:07.89	1:07.51	1:07.72	1:07.56	1:08.06				

---

<b>58</b>	<b>Tim KNELLER</b>										
	<b>Lap</b>	<b>1</b>	<b>2</b>	<b>3</b>	<b>4</b>	<b>5</b>	<b>6</b>	<b>7</b>	<b>8</b>	<b>9</b>	<b>10</b>
	1	52.46	1:02.29	1:03.24	1:02.55	1:03.31	1:01.66				

---

<b>96</b>	<b>David SEBER</b>										
	<b>Lap</b>	<b>1</b>	<b>2</b>	<b>3</b>	<b>4</b>	<b>5</b>	<b>6</b>	<b>7</b>	<b>8</b>	<b>9</b>	<b>10</b>
	1	1:03.96	1:10.67	1:13.59	1:14.25	1:11.69					

---

<b>98</b>	<b>Marcus BLACK</b>										
	<b>Lap</b>	<b>1</b>	<b>2</b>	<b>3</b>	<b>4</b>	<b>5</b>	<b>6</b>	<b>7</b>	<b>8</b>	<b>9</b>	<b>10</b>
	1	55.88	1:06.03	1:04.27	1:04.79	1:04.44	1:05.17				

---

<b>135</b>	<b>Guy PLANTE</b>										
	<b>Lap</b>	<b>1</b>	<b>2</b>	<b>3</b>	<b>4</b>	<b>5</b>	<b>6</b>	<b>7</b>	<b>8</b>	<b>9</b>	<b>10</b>
	1	53.27	1:02.98	1:02.09	1:02.70	1:03.01	1:01.61				

---

<b>191</b>	<b>Jo BLAKENEY-EDWARDS</b>										
	<b>Lap</b>	<b>1</b>	<b>2</b>	<b>3</b>	<b>4</b>	<b>5</b>	<b>6</b>	<b>7</b>	<b>8</b>	<b>9</b>	<b>10</b>
	1	57.15	1:05.48	1:04.78	1:04.29	1:05.03	1:04.07				

---

<b>194</b>	<b>Nick HAYWARD-COOK</b>										
	<b>Lap</b>	<b>1</b>	<b>2</b>	<b>3</b>	<b>4</b>	<b>5</b>	<b>6</b>	<b>7</b>	<b>8</b>	<b>9</b>	<b>10</b>
	1	1:09.79	1:19.60	1:21.41	1:23.06	1:21.45					

# Lap Chart

## SCRATCH RACE FOR PRE-WAR CARS - RACE 1

Lap 1		Lap 2		Lap 3		Lap 4		Lap 5		Lap 6		Lap 7		Lap 8		Lap 9		Lap 10	
No	Time	No	Time	No	Time	No	Time	No	Time	No	Time	No	Time	No	Time	No	Time	No	Time
14	45.31	14	1:42.84	14	2:39.86	14	3:38.69	14	4:36.55	14	5:33.49								
11	45.91	11	1:43.46	11	2:40.91	11	3:39.45	11	4:37.23	11	5:35.05								
5	48.12	2	1:46.46	2	2:44.17	2	3:42.43	2	4:39.48	2	5:36.69								
2	48.28	5	1:48.65	5	2:49.36	5	3:50.11	96	4:42.47 *1	5	5:49.67								
50	49.99	50	1:49.94	50	2:51.12	194	3:50.80 *1	5	4:50.30	96	5:54.16 *1								
58	52.46	15	1:54.74	15	2:55.34	50	3:52.26	50	4:52.99	50	5:54.35								
46	52.92	58	1:54.75	58	2:57.99	15	3:56.64	15	4:57.75	15	5:56.79								
15	53.17	135	1:56.25	135	2:58.34	58	4:00.54	58	5:03.85	58	6:05.51								
135	53.27	46	1:56.80	42	3:00.00	135	4:01.04	135	5:04.05	135	6:05.66								
98	55.88	42	1:58.29	46	3:00.00	46	4:03.06	46	5:05.57	46	6:07.95								
42	56.10	44	1:59.76	44	3:03.50	42	4:03.26	42	5:06.38	42	6:08.84								
44	56.68	98	2:01.91	98	3:06.18	44	4:06.71	44	5:10.01	44	6:13.44								
191	57.15	191	2:02.63	191	3:07.41	98	4:10.97	194	5:13.86 *1	38	6:18.87								
35	58.06	38	2:02.86	38	3:07.96	191	4:11.70	98	5:15.41	98	6:20.58								
38	58.35	35	2:03.71	35	3:09.43	38	4:12.61	38	5:15.76	191	6:20.80								
39	59.57	39	2:05.57	39	3:12.60	35	4:14.13	191	5:16.73	35	6:25.25								
54	1:01.73	54	2:09.62	54	3:17.13	39	4:18.27	35	5:18.98	39	6:30.59								
96	1:03.96	96	2:14.63	96	3:28.22	54	4:24.85	39	5:23.92	194	6:35.31 *1								
194	1:09.79	194	2:29.39					54	5:32.41	54	6:40.47								



# The Vintage Sports-Car Club

## MALLORY MUG FOR STANDARD & MODIFIED PRE-WAR SPORTS-CARS (VSCC SET 3)

### RESULT - RACE 2

Pl	No	Cl	Name	Car	Laps	Time	Behind	MPH	Best Lap on	MPH Handicap
1	61	M	Andrew MITCHELL	HRG 1½ Litre	8	8:21.30		77.56	1:01.07	3 79.58
2	33	M	Sue DARBYSHIRE	Morgan Super Aero	8	8:22.51	1.21	77.37	1:01.08	3 79.57
3	30	M	Adam PAINTER	Maserati 4CS	8	8:42.02	20.72	74.48	1:03.51	2 76.52
4	37	S	Mark BRETT	Ballamy-Ford (LMB) V8 Special	8	8:42.06	20.76	74.47	1:03.35	2 76.72 15.26
5	48	M	John GUYATT	Talbot Lago T150C	8	8:49.87	28.57	73.38	1:03.51	3 76.52 21.79
6	134	M	Andy BUSH	Riley TT Sprite Replica	8	8:53.61	32.31	72.86	1:04.51	4 75.34 17.53
7	47	M	Jerome FACK	Brough Superior Alpine G	8	8:56.68	35.38	72.45	1:04.77	2 75.03 18.52
8	54	S	Trevor SWETE	Invicta S Type	8	9:06.53	45.23	71.14	1:06.56	2 73.02 14.05
9	131	M	Barry FOSTER	MG Montlhery	8	9:18.05	56.75	69.67	1:07.89	2 71.59 14.93
10	40	M	Richard REAY-SMITH	Lagonda LG 45	8	9:19.50	58.20	69.49	1:07.23	4 72.29 21.66
11	55	M	Fred BOOTHBY	MG J2	8	9:28.98	1:07.68	68.33	1:09.41	2 70.02 13.70 *
12	198	M	Richard BLACK	Talbot Lago T23	8	9:29.21	1:07.91	68.31	1:04.29	5 75.59 54.89
13	112	S	Allen CLEAR	Riley TT Sprite	7	8:24.20	1 Lap	67.47	1:09.39	4 70.04 18.47
14	41	M	James POTTER	Riley 9 Brooklands	7	8:26.62	1 Lap	67.15	1:09.36	5 70.07 21.10
15	66	S	Ian STANDING	Riley Brooklands	7	8:26.96	1 Lap	67.11	1:09.32	5 70.11 21.72
16	75	S	Clive TEMPLE	Riley Brooklands	7	8:37.17	1 Lap	65.78	1:10.82	4 68.62 21.43
17	83	S	Andy NEWBOUND	Frazer Nash Ulster 100	7	8:37.81	1 Lap	65.70	1:11.27	4 68.19 18.92
18	195	S	David JOHNSON	Frazer Nash Colmore	7	8:47.15	1 Lap	64.54	1:12.91	4 66.66 16.78
19	82	M	Norman PEMBERTON	Talbot 95/105	7	8:47.90	1 Lap	64.44	1:12.86	4 66.70 17.88
20	93	M	Andrew BAKER	Riley Brooklands	7	8:55.94	1 Lap	63.48	1:13.21	3 66.38 23.47
21	105	M	John EVERETT	Austin 7 Ulster 2 Str Sport	7	8:56.18	1 Lap	63.45	1:14.10	3 65.59 17.48
22	115	M	Tim WADSWORTH	Lagonda 2 Litre L/C Tourer	7	9:14.42	1 Lap	61.36	1:16.32	2 63.68 20.18
23	116	S	Peter GLOVER	Alvis 12/50 SD 3Str Sports	7	9:16.31	1 Lap	61.15	1:14.50	3 65.23 34.81
24	111	S	David LAMB	Riley Brooklands	7	9:16.96	1 Lap	61.08	1:16.24	2 63.75 23.28
25	117	M	Gordon MIDDLETON	Riley Sprite	7	9:25.40	1 Lap	60.17	1:16.09	7 63.87 32.77
26	104	M	Stuart ROSE	Austin 7 Ulster	7	9:30.79	1 Lap	59.60	1:17.23	5 62.93 30.18
27	124	M	Anne BOURSOT	MG PA 2Str	6	8:36.77	2 Laps	56.43	1:23.37	6 58.29 16.55
28	120	S	David FURNELL	Riley Brooklands	6	8:39.27	2 Laps	56.16	1:23.06	2 58.51 20.91

#### Fastest Lap

61	M	Andrew	HRG 1 1/2 Litre	1:01.07	3	79.58
37	S	MITCHELL Mark BRETT	Ballamy-Ford (LMB) V8	1:03.35	2	76.72

#### Awards

##### Winner Mallory Mug, Race Winner & 1<sup>st</sup> Un-supercharged Car 1101-1500cc

61	M	Andrew MITCHELL	HRG 1½ Litre	
2 <sup>nd</sup>	33	M Sue DARBYSHIRE	Morgan Super Aero	(& 1 <sup>st</sup> Vintage Car)
3 <sup>rd</sup>	30	M Adam PAINTER	Maserati 4CS	

##### Other Capacity Class Winners

41	M	James POTTER	Riley 9 Brooklands	(1 <sup>st</sup> Un-supercharged Car up to 1100cc)
115	M	Tim WADSWORTH	Lagonda 2 Litre L/C Tourer	(1 <sup>st</sup> Un-supercharged Car 1501-2000cc)
82	M	Norman PEMBERTON	Talbot 95/105	(1 <sup>st</sup> Un-supercharged Car 2001-3000cc)
37	S	Mark BRETT	Ballamy-Ford (LMB) V8 Special	(1 <sup>st</sup> Un-supercharged Car over 3000cc & 1 <sup>st</sup> VSCC 'Standard' Car)

##### Other VSCC 'Standard' Cars

2 <sup>nd</sup>	54	S Trevor SWETE	Invicta S Type
3 <sup>rd</sup>	112	S Allen CLEAR	Riley TT Sprite

##### 1<sup>st</sup> on Handicap

55	M	Fred BOOTHBY	MG J2
----	---	--------------	-------

# RACE GRID

## STANDARD & MODIFIED PRE-WAR SPORTS CARS

### RACE 2

ROW 16

ROW 15

**124** 01:23.870  
Anne BOURSOT

ROW 14

**117** 01:21.160  
Gordon MIDDLETON

**120** 01:21.410  
David FURNELL

ROW 13

**115** 01:18.340  
Tim WADSWORTH

**104** 01:18.370  
Stuart ROSE

ROW 12

**111** 01:15.270  
David LAMB

**116** 01:15.620  
Peter GLOVER

ROW 11

**105** 01:13.600  
John EVERETT

**195** 01:14.500  
David JOHNSON

ROW 10

**93** 01:13.260  
Andrew BAKER

**82** 01:13.360  
Norman PEMBERTON

ROW 9

**127** 01:12.020  
David POINTING

**75** 01:12.960  
Clive TEMPLE

ROW 8

**112** 01:11.420  
Allen CLEAR

**83** 01:11.560  
Andy NEWBOUND

ROW 7

**41** 01:10.300  
James POTTER

**55** 01:10.440  
Fred BOOTHBY

ROW 6

**131** 01:09.010  
Barry FOSTER

**66** 01:09.130  
Ian STANDING

ROW 5

**54** 01:08.610  
Trevor SWETE

**40** 01:08.880  
Richard REAY-SMITH

ROW 4

**134** 01:06.420  
Andy BUSH

**198** 01:06.530  
Richard BLACK

ROW 3

**30** 01:04.100  
Adam PAINTER

**48** 01:05.440  
John GUYATT

ROW 2

**47** 01:04.000  
Jerome FACK

**37** 01:04.000  
Mark BRETT

ROW 1

**33** 01:02.140  
Sue DARBYSHIRE

**61** 01:03.130  
Andrew MITCHELL

**POLE**



# STANDARD & MODIFIED PRE-WAR SPORTS CARS

## LAP TIMES - RACE 2

<b>30</b>	<b>Adam PAINTER</b>										
	<b>Lap</b>	<b>1</b>	<b>2</b>	<b>3</b>	<b>4</b>	<b>5</b>	<b>6</b>	<b>7</b>	<b>8</b>	<b>9</b>	<b>10</b>
	1	1:10.30	1:03.51	1:04.74	1:04.08	1:04.24	1:05.61	1:05.05	1:04.49		
<b>33</b>	<b>Sue DARBYSHIRE</b>										
	<b>Lap</b>	<b>1</b>	<b>2</b>	<b>3</b>	<b>4</b>	<b>5</b>	<b>6</b>	<b>7</b>	<b>8</b>	<b>9</b>	<b>10</b>
	1	1:08.27	1:01.67	1:01.08	1:02.23	1:02.16	1:02.31	1:01.71	1:03.08		
<b>37</b>	<b>Mark BRETT</b>										
	<b>Lap</b>	<b>1</b>	<b>2</b>	<b>3</b>	<b>4</b>	<b>5</b>	<b>6</b>	<b>7</b>	<b>8</b>	<b>9</b>	<b>10</b>
	1	1:10.49	1:03.35	1:03.61	1:04.08	1:03.96	1:05.46	1:03.79	1:07.32		
<b>40</b>	<b>Richard REAY-SMITH</b>										
	<b>Lap</b>	<b>1</b>	<b>2</b>	<b>3</b>	<b>4</b>	<b>5</b>	<b>6</b>	<b>7</b>	<b>8</b>	<b>9</b>	<b>10</b>
	1	1:19.80	1:09.76	1:09.27	1:07.23	1:07.31	1:10.16	1:08.11	1:07.86		
<b>41</b>	<b>James POTTER</b>										
	<b>Lap</b>	<b>1</b>	<b>2</b>	<b>3</b>	<b>4</b>	<b>5</b>	<b>6</b>	<b>7</b>	<b>8</b>	<b>9</b>	<b>10</b>
	1	1:24.76	1:10.14	1:09.71	1:09.64	1:09.36	1:12.08	1:10.93			
<b>47</b>	<b>Jerome FACK</b>										
	<b>Lap</b>	<b>1</b>	<b>2</b>	<b>3</b>	<b>4</b>	<b>5</b>	<b>6</b>	<b>7</b>	<b>8</b>	<b>9</b>	<b>10</b>
	1	1:12.11	1:04.77	1:05.64	1:05.48	1:07.44	1:08.27	1:06.47	1:06.50		
<b>48</b>	<b>John GUYATT</b>										
	<b>Lap</b>	<b>1</b>	<b>2</b>	<b>3</b>	<b>4</b>	<b>5</b>	<b>6</b>	<b>7</b>	<b>8</b>	<b>9</b>	<b>10</b>
	1	1:12.51	1:04.69	1:03.51	1:04.21	1:06.04	1:07.76	1:05.11	1:06.04		
<b>54</b>	<b>Trevor SWETE</b>										
	<b>Lap</b>	<b>1</b>	<b>2</b>	<b>3</b>	<b>4</b>	<b>5</b>	<b>6</b>	<b>7</b>	<b>8</b>	<b>9</b>	<b>10</b>
	1	1:15.65	1:06.56	1:06.62	1:07.12	1:08.12	1:07.48	1:07.45	1:07.53		
<b>55</b>	<b>Fred BOOTHBY</b>										
	<b>Lap</b>	<b>1</b>	<b>2</b>	<b>3</b>	<b>4</b>	<b>5</b>	<b>6</b>	<b>7</b>	<b>8</b>	<b>9</b>	<b>10</b>
	1	1:19.55	1:09.41	1:09.80	1:10.16	1:09.96	1:10.00	1:10.45	1:09.65		
<b>61</b>	<b>Andrew MITCHELL</b>										
	<b>Lap</b>	<b>1</b>	<b>2</b>	<b>3</b>	<b>4</b>	<b>5</b>	<b>6</b>	<b>7</b>	<b>8</b>	<b>9</b>	<b>10</b>
	1	1:08.12	1:01.56	1:01.07	1:02.30	1:01.34	1:02.63	1:01.48	1:02.80		
<b>66</b>	<b>Ian STANDING</b>										
	<b>Lap</b>	<b>1</b>	<b>2</b>	<b>3</b>	<b>4</b>	<b>5</b>	<b>6</b>	<b>7</b>	<b>8</b>	<b>9</b>	<b>10</b>
	1	1:22.37	1:10.48	1:10.66	1:09.44	1:09.32	1:12.57	1:12.12			
<b>75</b>	<b>Clive TEMPLE</b>										
	<b>Lap</b>	<b>1</b>	<b>2</b>	<b>3</b>	<b>4</b>	<b>5</b>	<b>6</b>	<b>7</b>	<b>8</b>	<b>9</b>	<b>10</b>
	1	1:24.31	1:11.99	1:11.17	1:10.82	1:11.58	1:12.25	1:15.05			
<b>82</b>	<b>Norman PEMBERTON</b>										
	<b>Lap</b>	<b>1</b>	<b>2</b>	<b>3</b>	<b>4</b>	<b>5</b>	<b>6</b>	<b>7</b>	<b>8</b>	<b>9</b>	<b>10</b>
	1	1:26.76	1:13.58	1:13.20	1:12.86	1:13.72	1:13.58	1:14.20			

<b>83</b>	<b>Andy NEWBOUND</b>										
	<b>Lap</b>	<b>1</b>	<b>2</b>	<b>3</b>	<b>4</b>	<b>5</b>	<b>6</b>	<b>7</b>	<b>8</b>	<b>9</b>	<b>10</b>
	1	1:24.87	1:12.22	1:11.85	1:11.27	1:11.65	1:12.86	1:13.09			
<b>93</b>	<b>Andrew BAKER</b>										
	<b>Lap</b>	<b>1</b>	<b>2</b>	<b>3</b>	<b>4</b>	<b>5</b>	<b>6</b>	<b>7</b>	<b>8</b>	<b>9</b>	<b>10</b>
	1	1:30.89	1:15.52	1:13.21	1:13.36	1:13.80	1:14.26	1:14.90			
<b>104</b>	<b>Stuart ROSE</b>										
	<b>Lap</b>	<b>1</b>	<b>2</b>	<b>3</b>	<b>4</b>	<b>5</b>	<b>6</b>	<b>7</b>	<b>8</b>	<b>9</b>	<b>10</b>
	1	1:36.38	1:21.01	1:19.36	1:18.81	1:17.23	1:19.05	1:18.95			
<b>105</b>	<b>John EVERETT</b>										
	<b>Lap</b>	<b>1</b>	<b>2</b>	<b>3</b>	<b>4</b>	<b>5</b>	<b>6</b>	<b>7</b>	<b>8</b>	<b>9</b>	<b>10</b>
	1	1:28.44	1:14.39	1:14.10	1:14.47	1:15.51	1:14.49	1:14.78			
<b>111</b>	<b>David LAMB</b>										
	<b>Lap</b>	<b>1</b>	<b>2</b>	<b>3</b>	<b>4</b>	<b>5</b>	<b>6</b>	<b>7</b>	<b>8</b>	<b>9</b>	<b>10</b>
	1	1:32.69	1:16.24	1:16.36	1:18.40	1:19.66	1:17.35	1:16.26			
<b>112</b>	<b>Allen CLEAR</b>										
	<b>Lap</b>	<b>1</b>	<b>2</b>	<b>3</b>	<b>4</b>	<b>5</b>	<b>6</b>	<b>7</b>	<b>8</b>	<b>9</b>	<b>10</b>
	1	1:21.50	1:10.32	1:10.30	1:09.39	1:10.61	1:10.93	1:11.15			
<b>115</b>	<b>Tim WADSWORTH</b>										
	<b>Lap</b>	<b>1</b>	<b>2</b>	<b>3</b>	<b>4</b>	<b>5</b>	<b>6</b>	<b>7</b>	<b>8</b>	<b>9</b>	<b>10</b>
	1	1:30.45	1:16.32	1:16.33	1:17.54	1:18.47	1:17.61	1:17.70			
<b>116</b>	<b>Peter GLOVER</b>										
	<b>Lap</b>	<b>1</b>	<b>2</b>	<b>3</b>	<b>4</b>	<b>5</b>	<b>6</b>	<b>7</b>	<b>8</b>	<b>9</b>	<b>10</b>
	1	1:37.38	1:18.12	1:14.50	1:14.85	1:17.30	1:16.23	1:17.93			
<b>117</b>	<b>Gordon MIDDLETON</b>										
	<b>Lap</b>	<b>1</b>	<b>2</b>	<b>3</b>	<b>4</b>	<b>5</b>	<b>6</b>	<b>7</b>	<b>8</b>	<b>9</b>	<b>10</b>
	1	1:38.56	1:19.33	1:19.11	1:17.07	1:17.34	1:17.90	1:16.09			
<b>120</b>	<b>David FURNELL</b>										
	<b>Lap</b>	<b>1</b>	<b>2</b>	<b>3</b>	<b>4</b>	<b>5</b>	<b>6</b>	<b>7</b>	<b>8</b>	<b>9</b>	<b>10</b>
	1	1:38.58	1:23.06	1:24.38	1:24.67	1:25.47	1:23.11				
<b>124</b>	<b>Anne BOURSOT</b>										
	<b>Lap</b>	<b>1</b>	<b>2</b>	<b>3</b>	<b>4</b>	<b>5</b>	<b>6</b>	<b>7</b>	<b>8</b>	<b>9</b>	<b>10</b>
	1	1:36.04	1:24.59	1:24.35	1:24.99	1:23.43	1:23.37				
<b>131</b>	<b>Barry FOSTER</b>										
	<b>Lap</b>	<b>1</b>	<b>2</b>	<b>3</b>	<b>4</b>	<b>5</b>	<b>6</b>	<b>7</b>	<b>8</b>	<b>9</b>	<b>10</b>
	1	1:16.29	1:07.89	1:08.34	1:08.67	1:09.18	1:08.78	1:09.37	1:09.53		
<b>134</b>	<b>Andy BUSH</b>										
	<b>Lap</b>	<b>1</b>	<b>2</b>	<b>3</b>	<b>4</b>	<b>5</b>	<b>6</b>	<b>7</b>	<b>8</b>	<b>9</b>	<b>10</b>
	1	1:14.25	1:05.59	1:05.16	1:04.51	1:06.40	1:06.95	1:04.71	1:06.04		
<b>195</b>	<b>David JOHNSON</b>										
	<b>Lap</b>	<b>1</b>	<b>2</b>	<b>3</b>	<b>4</b>	<b>5</b>	<b>6</b>	<b>7</b>	<b>8</b>	<b>9</b>	<b>10</b>
	1	1:25.93	1:13.69	1:13.14	1:12.91	1:13.33	1:14.13	1:14.02			

---

**198 Richard BLACK**

<b>Lap</b>	<b>1</b>	<b>2</b>	<b>3</b>	<b>4</b>	<b>5</b>	<b>6</b>	<b>7</b>	<b>8</b>	<b>9</b>	<b>10</b>
1	1:22.84	1:09.64	1:07.10	1:06.62	1:04.29	1:05.32	1:25.01	1:08.39		

# Lap Chart

## STANDARD & MODIFIED PRE-WAR SPORTS CARS - RACE 2

Lap 1		Lap 2		Lap 3		Lap 4		Lap 5		Lap 6		Lap 7		Lap 8		Lap 9		Lap 10	
No	Time	No	Time	No	Time	No	Time	No	Time	No	Time	No	Time	No	Time	No	Time	No	Time
61	1:08.12	61	2:09.68	61	3:10.75	61	4:13.05	61	5:14.39	61	6:17.02	61	7:18.50	61	8:21.30				
33	1:08.27	33	2:09.94	33	3:11.02	33	4:13.25	33	5:15.41	33	6:17.72	33	7:19.43	33	8:22.51				
30	1:10.30	30	2:13.81	37	3:17.45	104	4:16.75 *1	115	5:20.64 *1	195	6:19.00 *1	75	7:22.12 *1	112	8:24.20 *1				
37	1:10.49	37	2:13.84	30	3:18.55	117	4:17.00 *1	111	5:23.69 *1	82	6:20.12 *1	83	7:24.72 *1	41	8:26.62 *1				
47	1:12.11	47	2:16.88	48	3:20.71	37	4:21.53	116	5:24.85 *1	93	6:26.78 *1	195	7:33.13 *1	66	8:26.96 *1				
48	1:12.51	48	2:17.20	47	3:22.52	30	4:22.63	37	5:25.49	105	6:26.91 *1	82	7:33.70 *1	124	8:36.77 *2				
134	1:14.25	134	2:19.84	134	3:25.00	48	4:24.92	30	5:26.87	37	6:30.95	37	7:34.74	75	8:37.17 *1				
54	1:15.65	54	2:22.21	54	3:28.83	124	4:24.98 *1	48	5:30.96	30	6:32.48	37	7:37.53	83	8:37.81 *1				
131	1:16.29	131	2:24.18	131	3:32.52	120	4:26.02 *1	117	5:34.07 *1	48	6:38.72	93	7:41.04 *1	120	8:39.27 *2				
55	1:19.55	55	2:28.96	55	3:38.76	47	4:28.00	47	5:35.44	115	6:39.11 *1	105	7:41.40 *1	30	8:42.02				
40	1:19.80	40	2:29.56	40	3:38.83	134	4:29.51	104	5:35.56 *1	116	6:42.15 *1	48	7:43.83	37	8:42.06				
112	1:21.50	112	2:31.82	198	3:39.58	54	4:35.95	134	5:35.91	134	6:42.86	134	7:47.57	195	8:47.15 *1				
66	1:22.37	198	2:32.48	112	3:42.12	131	4:41.19	54	5:44.07	111	6:43.35 *1	47	7:50.18	82	8:47.90 *1				
198	1:22.84	66	2:32.85	66	3:43.51	40	4:46.06	124	5:49.97 *1	47	6:43.71	115	7:56.72 *1	48	8:49.87				
75	1:24.31	41	2:34.90	41	3:44.61	198	4:46.20	131	5:50.37	117	6:51.41 *1	116	7:58.38 *1	134	8:53.61				
41	1:24.76	75	2:36.30	75	3:47.47	55	4:48.92	198	5:50.49	54	6:51.55	54	7:59.00	93	8:55.94 *1				
83	1:24.87	83	2:37.09	83	3:48.94	112	4:51.51	120	5:50.69 *1	104	6:52.79 *1	111	8:00.70 *1	105	8:56.18 *1				
195	1:25.93	195	2:39.62	195	3:52.76	66	4:52.95	40	5:53.37	198	6:55.81	131	8:08.52	47	8:56.68				
82	1:26.76	82	2:40.34	82	3:53.54	41	4:54.25	55	5:58.88	131	6:59.15	117	8:09.31 *1	54	9:06.53				
105	1:28.44	105	2:42.83	105	3:56.93	75	4:58.29	112	6:02.12	40	7:03.53	40	8:11.64	115	9:14.42 *1				
115	1:30.45	93	2:46.41	93	3:59.62	83	5:00.21	66	6:02.27	55	7:08.88	104	8:11.84 *1	116	9:16.31 *1				
93	1:30.89	115	2:46.77	115	4:03.10	195	5:05.67	41	6:03.61	112	7:13.05	55	8:19.33	111	9:16.96 *1				
111	1:32.69	111	2:48.93	111	4:05.29	82	5:06.40	75	6:09.87	124	7:13.40 *1	198	8:20.82	131	9:18.05				
124	1:36.04	116	2:55.50	116	4:10.00	105	5:11.40	83	6:11.86	66	7:14.84			40	9:19.50				
104	1:36.38	104	2:57.39			93	5:12.98			41	7:15.69			117	9:25.40 *1				
116	1:37.38	117	2:57.89							120	7:16.16 *1			55	9:28.98				
117	1:38.56	124	3:00.63											198	9:29.21				
120	1:38.58	120	3:01.64											104	9:30.79 *1				



# The Vintage Sports-Car Club

## VINTAGE RACING CARS (VSCC SET I)

### RESULT - RACE 3

Pl	No	Cl	Name	Car	Laps	Time	Behind	MPH	Best Lap on	MPH Handicap
1	8		Robert CARR	AC/GN Special	10	9:59.41		81.08	58.89	6 82.53
2	11		Justin MAEERS	GN Parker	10	9:59.46	0.05	81.07	58.61	5 82.92
3	12		Sue DARBYSHIRE	Morgan Super Aero	10	10:12.49	13.08	79.35	59.55	5 81.61
4	42		Iain STEWART	Morgan Super Aero	10	10:17.43	18.02	78.71	1:00.82	8 79.91 9.23 *
5	10		Chris HUDSON	Bugatti T35B	10	10:23.01	23.60	78.01	1:00.61	6 80.18 16.91
6	240		Bruce STOPS	Bugatti T35/44	9	10:12.04	1 Lap	71.47	1:05.29	3 74.44 24.43
7	92		Stuart MORLEY	Bentley 3/4 1/2 Litre	9	10:12.57	1 Lap	71.40	1:06.28	3 73.33 16.05
8	52		Ralf EMMERLING	Riley Brooklands	9	10:13.32	1 Lap	71.32	1:06.38	7 73.21 15.90
9	39		Bo WILLIAMS	Bugatti Type 35B	9	10:13.91	1 Lap	71.25	1:05.63	6 74.05 23.24
10	132		Richard HUDSON	Bentley 3/4 1/2 Litre	9	10:22.29	1 Lap	70.29	1:07.76	5 71.72 12.45
11	53		Clive TEMPLE	Amilcar CGSs	9	10:31.43	1 Lap	69.27	1:07.69	8 71.80 22.22

#### Not-Classified

26		Dougal CAWLEY	GN/Ford Piglet	9	9:26.54	DNF	77.21	1:00.19	7 80.74
99		Tony LEES	Vauxhall Viper Special	6	7:16.59	DNF	66.79	1:08.80	2 70.64
67		Graham PADDICK	McDowell Ford Track Rac	5	5:55.12	DNF	68.43	1:08.16	3 71.30
100		Adam SMITH	Frazer Nash Super Sports	2	2:55.87	DNF	55.27	1:29.63	2 54.22

#### Fastest Lap

11		Justin MAEERS	GN Parker					58.61	5 82.92
----	--	---------------	-----------	--	--	--	--	-------	---------

#### Awards

##### Race Winner

	8	Robert CARR	AC/GN Special	
2 <sup>nd</sup>	11	Justin MAEERS	GN Parker	
3 <sup>rd</sup>	12	Sue DARBYSHIRE	Morgan Super Aero	(& 1 <sup>st</sup> Car 1101-1500cc)

##### Other Capacity Class Winners

52	Ralf EMMERLING	Riley Brooklands	(1 <sup>st</sup> Car up to 1100cc)
----	----------------	------------------	------------------------------------

##### 1<sup>st</sup> VSCC 'Standard' Car & 1<sup>st</sup> Pre-1926 Car

10	Chris HUDSON	Bugatti T35B
----	--------------	--------------

##### 1<sup>st</sup> on Handicap


42	Iain STEWART	Morgan Super Aero
----	--------------	-------------------

# RACE GRID

## VINTAGE RACING CARS

### RACE 3

ROW 8	<b>100</b> 01:20.180 Adam SMITH	
ROW 7	<b>132</b> 01:09.690 Richard HUDSON	<b>67</b> 01:13.940 Graham PADDICK
ROW 6	<b>53</b> 01:08.750 Clive TEMPLE	<b>99</b> 01:09.470 Tony LEES
ROW 5	<b>39</b> 01:08.040 Bo WILLIAMS	<b>240</b> 01:08.570 Bruce STOPS
ROW 4	<b>92</b> 01:06.630 Stuart MORLEY	<b>52</b> 01:07.840 Ralf EMMERLING
ROW 3	<b>12</b> 01:03.470 Sue DARBYSHIRE	<b>42</b> 01:05.390 Iain STEWART
ROW 2	<b>26</b> 01:00.260 Dougal CAWLEY	<b>10</b> 01:01.190 Chris HUDSON
ROW 1	<b>8</b> 00:59.600 Robert CARR	<b>11</b> 00:59.790 Justin MAEERS
<b>POLE</b>		



# VINTAGE RACING CARS

## LAP TIMES - RACE 3

<b>8</b>	<b>Robert CARR</b>										
	<b>Lap</b>	<b>1</b>	<b>2</b>	<b>3</b>	<b>4</b>	<b>5</b>	<b>6</b>	<b>7</b>	<b>8</b>	<b>9</b>	<b>10</b>
	1	1:04.54	1:00.37	59.24	59.31	59.39	58.89	59.61	59.50	59.39	59.17
<b>10</b>	<b>Chris HUDSON</b>										
	<b>Lap</b>	<b>1</b>	<b>2</b>	<b>3</b>	<b>4</b>	<b>5</b>	<b>6</b>	<b>7</b>	<b>8</b>	<b>9</b>	<b>10</b>
	1	1:06.08	1:00.78	1:01.08	1:02.27	1:01.33	1:00.61	1:03.67	1:02.89	1:01.85	1:02.45
<b>11</b>	<b>Justin MAEERS</b>										
	<b>Lap</b>	<b>1</b>	<b>2</b>	<b>3</b>	<b>4</b>	<b>5</b>	<b>6</b>	<b>7</b>	<b>8</b>	<b>9</b>	<b>10</b>
	1	1:03.22	1:01.85	59.26	59.14	58.61	59.63	59.18	59.98	59.24	59.35
<b>12</b>	<b>Sue DARBYSHIRE</b>										
	<b>Lap</b>	<b>1</b>	<b>2</b>	<b>3</b>	<b>4</b>	<b>5</b>	<b>6</b>	<b>7</b>	<b>8</b>	<b>9</b>	<b>10</b>
	1	1:08.17	1:00.14	1:00.39	1:01.19	59.55	1:00.49	59.76	1:00.99	1:01.07	1:00.74
<b>26</b>	<b>Dougal CAWLEY</b>										
	<b>Lap</b>	<b>1</b>	<b>2</b>	<b>3</b>	<b>4</b>	<b>5</b>	<b>6</b>	<b>7</b>	<b>8</b>	<b>9</b>	<b>10</b>
	1	1:06.34	1:00.66	1:00.89	1:00.46	1:00.68	1:01.39	1:00.19	1:11.36	1:04.57	
<b>39</b>	<b>Bo WILLIAMS</b>										
	<b>Lap</b>	<b>1</b>	<b>2</b>	<b>3</b>	<b>4</b>	<b>5</b>	<b>6</b>	<b>7</b>	<b>8</b>	<b>9</b>	<b>10</b>
	1	1:17.02	1:06.46	1:06.80	1:07.33	1:06.98	1:05.63	1:07.24	1:08.71	1:07.74	
<b>42</b>	<b>Iain STEWART</b>										
	<b>Lap</b>	<b>1</b>	<b>2</b>	<b>3</b>	<b>4</b>	<b>5</b>	<b>6</b>	<b>7</b>	<b>8</b>	<b>9</b>	<b>10</b>
	1	1:07.20	1:00.97	1:01.04	1:01.12	1:02.00	1:00.93	1:01.40	1:00.82	1:00.83	1:01.12
<b>52</b>	<b>Ralf EMMERLING</b>										
	<b>Lap</b>	<b>1</b>	<b>2</b>	<b>3</b>	<b>4</b>	<b>5</b>	<b>6</b>	<b>7</b>	<b>8</b>	<b>9</b>	<b>10</b>
	1	1:15.62	1:07.24	1:07.18	1:07.55	1:07.71	1:07.59	1:06.38	1:06.70	1:07.35	
<b>53</b>	<b>Clive TEMPLE</b>										
	<b>Lap</b>	<b>1</b>	<b>2</b>	<b>3</b>	<b>4</b>	<b>5</b>	<b>6</b>	<b>7</b>	<b>8</b>	<b>9</b>	<b>10</b>
	1	1:20.63	1:09.59	1:09.39	1:10.71	1:08.44	1:08.75	1:08.42	1:07.69	1:07.81	
<b>67</b>	<b>Graham PADDICK</b>										
	<b>Lap</b>	<b>1</b>	<b>2</b>	<b>3</b>	<b>4</b>	<b>5</b>	<b>6</b>	<b>7</b>	<b>8</b>	<b>9</b>	<b>10</b>
	1	1:18.97	1:08.71	1:08.16	1:09.72	1:09.56					
<b>92</b>	<b>Stuart MORLEY</b>										
	<b>Lap</b>	<b>1</b>	<b>2</b>	<b>3</b>	<b>4</b>	<b>5</b>	<b>6</b>	<b>7</b>	<b>8</b>	<b>9</b>	<b>10</b>
	1	1:15.35	1:06.61	1:06.28	1:07.66	1:06.36	1:07.48	1:06.44	1:09.03	1:07.36	
<b>99</b>	<b>Tony LEES</b>										
	<b>Lap</b>	<b>1</b>	<b>2</b>	<b>3</b>	<b>4</b>	<b>5</b>	<b>6</b>	<b>7</b>	<b>8</b>	<b>9</b>	<b>10</b>
	1	1:21.59	1:08.80	1:09.39	1:09.27	1:11.09	1:16.45				
<b>100</b>	<b>Adam SMITH</b>										
	<b>Lap</b>	<b>1</b>	<b>2</b>	<b>3</b>	<b>4</b>	<b>5</b>	<b>6</b>	<b>7</b>	<b>8</b>	<b>9</b>	<b>10</b>
	1	1:26.24	1:29.63								

---

**132 Richard HUDSON**

<b>Lap</b>	<b>1</b>	<b>2</b>	<b>3</b>	<b>4</b>	<b>5</b>	<b>6</b>	<b>7</b>	<b>8</b>	<b>9</b>	<b>10</b>
1	1:18.09	1:07.93	1:08.12	1:08.00	1:07.76	1:07.88	1:08.42	1:08.13	1:07.96	

---

**240 Bruce STOPS**

<b>Lap</b>	<b>1</b>	<b>2</b>	<b>3</b>	<b>4</b>	<b>5</b>	<b>6</b>	<b>7</b>	<b>8</b>	<b>9</b>	<b>10</b>
1	1:15.96	1:07.02	1:05.29	1:06.60	1:06.58	1:07.49	1:06.76	1:08.61	1:07.73	



# Lap Chart

## VINTAGE RACING CARS - RACE 3

Lap 1		Lap 2		Lap 3		Lap 4		Lap 5		Lap 6		Lap 7		Lap 8		Lap 9		Lap 10	
No	Time	No	Time	No	Time	No	Time	No	Time	No	Time	No	Time	No	Time	No	Time	No	Time
11	1:03.22	8	2:04.91	8	3:04.15	8	4:03.46	11	5:02.08	11	6:01.71	11	7:00.89	8	8:00.85	11	9:00.11	8	9:59.41
8	1:04.54	11	2:05.07	11	3:04.33	11	4:03.47	8	5:02.85	8	6:01.74	8	7:01.35	11	8:00.87	8	9:00.24	11	9:59.46
10	1:06.08	10	2:06.86	26	3:07.89	26	4:08.35	26	5:09.03	12	6:09.93	53	7:07.51 *1	132	8:06.20 *1	240	9:04.31 *1	240	10:12.04 *1
26	1:06.34	26	2:07.00	10	3:07.94	12	4:09.89	12	5:09.44	26	6:10.42	12	7:09.69	12	8:10.68	92	9:05.21 *1	12	10:12.49
42	1:07.20	42	2:08.17	12	3:08.70	10	4:10.21	10	5:11.54	10	6:12.15	26	7:10.61	42	8:15.48	52	9:05.97 *1	92	10:12.57 *1
12	1:08.17	12	2:08.31	42	3:09.21	42	4:10.33	42	5:12.33	42	6:13.26	42	7:14.66	53	8:15.93 *1	39	9:06.17 *1	52	10:13.32 *1
92	1:15.35	92	2:21.96	92	3:28.24	240	4:34.87	240	5:41.45	240	6:48.94	10	7:15.82	10	8:18.71	12	9:11.75	39	10:13.91 *1
52	1:15.62	52	2:22.86	240	3:28.27	92	4:35.90	92	5:42.26	92	6:49.74	99	7:16.59 *1	26	8:21.97	132	9:14.33 *1	42	10:17.43
240	1:15.96	240	2:22.98	52	3:30.04	52	4:37.59	39	5:44.59	39	6:50.22	240	7:55.70	42	9:16.31	132	10:22.29 *1		
39	1:17.02	39	2:23.48	39	3:30.28	39	4:37.61	52	5:45.30	52	6:52.89	92	7:56.18	10	9:20.56	10	10:23.01		
132	1:18.09	132	2:26.02	132	3:34.14	132	4:42.14	132	5:49.90	132	6:57.78	39	7:57.46	53	9:23.62 *1	53	10:31.43 *1		
67	1:18.97	67	2:27.68	67	3:35.84	67	4:45.56	67	5:55.12	67	7:05.27	52	7:59.27	26	9:26.54				
53	1:20.63	53	2:30.22	53	3:39.61	99	4:49.05	53	5:58.76										
99	1:21.59	99	2:30.39	99	3:39.78	53	4:50.32	99	6:00.14										
100	1:26.24	100	2:55.87																



# The Vintage Sports-Car Club

## HANDICAP RACE FOR PRE-WAR CARS (VSCC SET 6)

### RESULT - RACE 4

Pl	No	Cl	Name	Car	Laps	Time	Behind	MPH	Best Lap on	MPH
1	62		Greg LERIGO	Riley Special	6	7:16.03		71.82	1:05.01	5 74.76
2	91		Simon BLAKENEY-EDWARDS	Frazer Nash Shelsley	6	7:16.55	0.52	71.73	1:04.00	6 75.94
3	58		Tim KNELLER	Riley 12/4 Special	6	7:22.21	6.18	74.35	1:02.91	2 77.25
4	29		Richard ILIFFE	Riley Kestrel 12/4 Special	6	7:26.30	10.27	73.58	1:02.91	2 77.25
5	55		Fred BOOTHBY	MG J2	6	7:28.34	12.31	68.08	1:08.18	5 71.28
6	51		Richard BRIGHTMAN	Riley Nine 12/4 Special	6	7:29.44	13.41	69.52	1:07.20	6 72.32
7	84		Andrew CROYS DILL	Riley 12/4	6	7:29.55	13.52	64.86	1:12.83	4 66.73
8	70		John REEVE	Riley 12/4	6	7:31.37	15.34	69.20	1:07.49	6 72.01
9	71		Paul WESTON	Frazer Nash TT Replica	6	7:33.08	17.05	66.56	1:10.14	2 69.29
10	81		David SAXL	Riley 12/4 Special	6	7:33.54	17.51	67.26	1:09.97	6 69.46
11	56		Julian GRIMWADE	Lagonda Rapier	6	7:33.74	17.71	70.48	1:06.44	2 73.15
12	128		Robert BLAKEMORE	Riley Special	6	7:33.77	17.74	68.81	1:08.58	2 70.87
13	69		Garry WHYTE	Riley 12/4 Special	6	7:35.21	19.18	67.00	1:10.14	4 69.29
14	41		James POTTER	Riley 9 Brooklands	6	7:37.00	20.97	68.29	1:08.05	3 71.42
15	85		Robert WARDALE	Riley Special	6	7:41.56	25.53	65.30	1:10.97	5 68.48
16	63		Geoff TOMS	Fiat 508S	6	7:42.60	26.57	65.88	1:10.76	6 68.68
17	78		Julian BROWNRIDGE	Wolseley Hornet Special	6	7:44.57	28.54	62.77	1:14.91	4 64.88
18	101		David ASPLIN	Austin 7 Ulster Replica	6	7:54.06	38.03	61.51	1:16.77	5 63.31
19	79		Peter MEYER	Riley Falcon Spl The Rat	6	7:58.40	42.37	63.61	1:13.23	3 66.37
20	95		Dennis JOHNSON	Frazer Nash Colmore	6	8:07.40	51.37	59.83	1:17.35	3 62.83

#### Not-Classified

20	David PRYKE	Riley 12/4 TT Sprite Rep	4	5:13.00	DNF	73.92	1:02.61	2 77.62
96	David SEBER	MG PB	4	5:28.09	DNF	65.22	1:11.72	2 67.76
194	Nick HAYWARD-COOK	Austin 7 Ulster	3	4:04.28	DNF	59.69	1:18.42	2 61.97

#### Fastest Lap

58	Tim KNELLER	Riley 12/4 Special					1:02.91	2 77.25
29	Richard ILIFFE	Riley Kestrel 12/4 Speci					1:02.91	2 77.25

#### Awards

1 <sup>st</sup>	62	Greg LERIGO	Riley Special
2 <sup>nd</sup>	91	Simon BLAKENEY-EDWARDS	Frazer Nash Shelsley
3 <sup>rd</sup>	58	Tim KNELLER	Riley 12/4 Special
4 <sup>th</sup>	29	Richard ILIFFE	Riley Kestrel 12/4 Special

# HANDICAP RACE FOR PRE-WAR CARS

## LAP TIMES - RACE 4

<b>20</b>	<b>David PRYKE</b>										
	<b>Lap</b>	<b>1</b>	<b>2</b>	<b>3</b>	<b>4</b>	<b>5</b>	<b>6</b>	<b>7</b>	<b>8</b>	<b>9</b>	<b>10</b>
	1	2:01.14	1:02.61	1:03.38	1:05.87						
<b>29</b>	<b>Richard ILIFFE</b>										
	<b>Lap</b>	<b>1</b>	<b>2</b>	<b>3</b>	<b>4</b>	<b>5</b>	<b>6</b>	<b>7</b>	<b>8</b>	<b>9</b>	<b>10</b>
	1	2:02.85	1:02.91	1:04.08	1:06.42	1:05.90	1:04.14				
<b>41</b>	<b>James POTTER</b>										
	<b>Lap</b>	<b>1</b>	<b>2</b>	<b>3</b>	<b>4</b>	<b>5</b>	<b>6</b>	<b>7</b>	<b>8</b>	<b>9</b>	<b>10</b>
	1	1:51.28	1:08.61	1:08.05	1:11.17	1:09.64	1:08.25				
<b>51</b>	<b>Richard BRIGHTMAN</b>										
	<b>Lap</b>	<b>1</b>	<b>2</b>	<b>3</b>	<b>4</b>	<b>5</b>	<b>6</b>	<b>7</b>	<b>8</b>	<b>9</b>	<b>10</b>
	1	1:48.91	1:08.74	1:07.68	1:09.11	1:07.80	1:07.20				
<b>55</b>	<b>Fred BOOTHBY</b>										
	<b>Lap</b>	<b>1</b>	<b>2</b>	<b>3</b>	<b>4</b>	<b>5</b>	<b>6</b>	<b>7</b>	<b>8</b>	<b>9</b>	<b>10</b>
	1	1:36.76	1:10.10	1:13.71	1:09.15	1:08.18	1:10.44				
<b>56</b>	<b>Julian GRIMWADE</b>										
	<b>Lap</b>	<b>1</b>	<b>2</b>	<b>3</b>	<b>4</b>	<b>5</b>	<b>6</b>	<b>7</b>	<b>8</b>	<b>9</b>	<b>10</b>
	1	1:56.40	1:06.44	1:07.30	1:09.21	1:07.06	1:07.33				
<b>58</b>	<b>Tim KNELLER</b>										
	<b>Lap</b>	<b>1</b>	<b>2</b>	<b>3</b>	<b>4</b>	<b>5</b>	<b>6</b>	<b>7</b>	<b>8</b>	<b>9</b>	<b>10</b>
	1	2:02.39	1:02.91	1:03.35	1:05.01	1:04.61	1:03.94				
<b>62</b>	<b>Greg LERIGO</b>										
	<b>Lap</b>	<b>1</b>	<b>2</b>	<b>3</b>	<b>4</b>	<b>5</b>	<b>6</b>	<b>7</b>	<b>8</b>	<b>9</b>	<b>10</b>
	1	1:44.71	1:05.72	1:09.35	1:05.86	1:05.01	1:05.38				
<b>63</b>	<b>Geoff TOMS</b>										
	<b>Lap</b>	<b>1</b>	<b>2</b>	<b>3</b>	<b>4</b>	<b>5</b>	<b>6</b>	<b>7</b>	<b>8</b>	<b>9</b>	<b>10</b>
	1	1:40.49	1:11.84	1:12.80	1:15.34	1:11.37	1:10.76				
<b>69</b>	<b>Garry WHYTE</b>										
	<b>Lap</b>	<b>1</b>	<b>2</b>	<b>3</b>	<b>4</b>	<b>5</b>	<b>6</b>	<b>7</b>	<b>8</b>	<b>9</b>	<b>10</b>
	1	1:40.12	1:10.45	1:12.85	1:10.14	1:10.58	1:11.07				
<b>70</b>	<b>John REEVE</b>										
	<b>Lap</b>	<b>1</b>	<b>2</b>	<b>3</b>	<b>4</b>	<b>5</b>	<b>6</b>	<b>7</b>	<b>8</b>	<b>9</b>	<b>10</b>
	1	1:48.23	1:08.60	1:08.97	1:09.76	1:08.32	1:07.49				
<b>71</b>	<b>Paul WESTON</b>										
	<b>Lap</b>	<b>1</b>	<b>2</b>	<b>3</b>	<b>4</b>	<b>5</b>	<b>6</b>	<b>7</b>	<b>8</b>	<b>9</b>	<b>10</b>
	1	1:33.42	1:10.14	1:11.23	1:10.63	1:12.39	1:15.27				
<b>78</b>	<b>Julian BROWNRIDGE</b>										
	<b>Lap</b>	<b>1</b>	<b>2</b>	<b>3</b>	<b>4</b>	<b>5</b>	<b>6</b>	<b>7</b>	<b>8</b>	<b>9</b>	<b>10</b>
	1	1:24.13	1:17.88	1:16.02	1:14.91	1:15.42	1:16.21				

<b>79</b>	<b>Peter MEYER</b>										
	<b>Lap</b>	<b>1</b>	<b>2</b>	<b>3</b>	<b>4</b>	<b>5</b>	<b>6</b>	<b>7</b>	<b>8</b>	<b>9</b>	<b>10</b>
	1	1:46.56	1:14.23	1:13.23	1:13.75	1:17.27	1:13.36				
<b>81</b>	<b>David SAXL</b>										
	<b>Lap</b>	<b>1</b>	<b>2</b>	<b>3</b>	<b>4</b>	<b>5</b>	<b>6</b>	<b>7</b>	<b>8</b>	<b>9</b>	<b>10</b>
	1	1:39.41	1:10.61	1:12.40	1:10.38	1:10.77	1:09.97				
<b>84</b>	<b>Andrew CROYS DILL</b>										
	<b>Lap</b>	<b>1</b>	<b>2</b>	<b>3</b>	<b>4</b>	<b>5</b>	<b>6</b>	<b>7</b>	<b>8</b>	<b>9</b>	<b>10</b>
	1	1:22.63	1:14.29	1:13.43	1:12.83	1:13.16	1:13.21				
<b>85</b>	<b>Robert WARDALE</b>										
	<b>Lap</b>	<b>1</b>	<b>2</b>	<b>3</b>	<b>4</b>	<b>5</b>	<b>6</b>	<b>7</b>	<b>8</b>	<b>9</b>	<b>10</b>
	1	1:34.63	1:14.31	1:15.76	1:14.90	1:10.97	1:10.99				
<b>91</b>	<b>Simon BLAKENEY-EDWARDS</b>										
	<b>Lap</b>	<b>1</b>	<b>2</b>	<b>3</b>	<b>4</b>	<b>5</b>	<b>6</b>	<b>7</b>	<b>8</b>	<b>9</b>	<b>10</b>
	1	1:44.94	1:06.13	1:09.54	1:05.61	1:06.33	1:04.00				
<b>95</b>	<b>Dennis JOHNSON</b>										
	<b>Lap</b>	<b>1</b>	<b>2</b>	<b>3</b>	<b>4</b>	<b>5</b>	<b>6</b>	<b>7</b>	<b>8</b>	<b>9</b>	<b>10</b>
	1	1:24.38	1:18.40	1:17.35	1:23.10	1:21.38	1:22.79				
<b>96</b>	<b>David SEBER</b>										
	<b>Lap</b>	<b>1</b>	<b>2</b>	<b>3</b>	<b>4</b>	<b>5</b>	<b>6</b>	<b>7</b>	<b>8</b>	<b>9</b>	<b>10</b>
	1	1:50.69	1:11.72	1:11.76	1:13.92						
<b>101</b>	<b>David ASPLIN</b>										
	<b>Lap</b>	<b>1</b>	<b>2</b>	<b>3</b>	<b>4</b>	<b>5</b>	<b>6</b>	<b>7</b>	<b>8</b>	<b>9</b>	<b>10</b>
	1	1:26.95	1:16.96	1:17.20	1:18.65	1:16.77	1:17.53				
<b>128</b>	<b>Robert BLAKEMORE</b>										
	<b>Lap</b>	<b>1</b>	<b>2</b>	<b>3</b>	<b>4</b>	<b>5</b>	<b>6</b>	<b>7</b>	<b>8</b>	<b>9</b>	<b>10</b>
	1	1:47.68	1:08.58	1:08.77	1:08.73	1:10.86	1:09.15				
<b>194</b>	<b>Nick HAYWARD-COOK</b>										
	<b>Lap</b>	<b>1</b>	<b>2</b>	<b>3</b>	<b>4</b>	<b>5</b>	<b>6</b>	<b>7</b>	<b>8</b>	<b>9</b>	<b>10</b>
	1	1:25.24	1:18.42	1:20.62							

# Lap Chart

## HANDICAP RACE FOR PRE-WAR CARS - RACE 4

Lap 1		Lap 2		Lap 3		Lap 4		Lap 5		Lap 6		Lap 7		Lap 8		Lap 9		Lap 10	
No	Time	No	Time	No	Time	No	Time	No	Time	No	Time	No	Time	No	Time	No	Time	No	Time
84	1:22.63	84	2:36.92	84	3:50.35	84	5:03.18	62	6:10.65	62	7:16.03								
78	1:24.13	78	2:42.01	71	3:54.79	71	5:05.42	91	6:12.55	91	7:16.55								
95	1:24.38	95	2:42.78	78	3:58.03	62	5:05.64	84	6:16.34	58	7:22.21								
194	1:25.24	71	2:43.56	62	3:59.78	91	5:06.22	71	6:17.81	29	7:26.30								
101	1:26.95	194	2:43.66	95	4:00.13	55	5:09.72	55	6:17.90	55	7:28.34								
71	1:33.42	101	2:43.91	55	4:00.57	81	5:12.80	58	6:18.27	51	7:29.44								
85	1:34.63	55	2:46.86	91	4:00.61	78	5:12.94	29	6:22.16	84	7:29.55								
55	1:36.76	85	2:48.94	101	4:01.11	20	5:13.00	51	6:22.24	70	7:31.37								
81	1:39.41	81	2:50.02	81	4:02.42	69	5:13.56	81	6:23.57	71	7:33.08								
69	1:40.12	62	2:50.43	69	4:03.42	58	5:13.66	70	6:23.88	81	7:33.54								
63	1:40.49	69	2:50.57	194	4:04.28	128	5:13.76	69	6:24.14	56	7:33.74								
62	1:44.71	91	2:51.07	85	4:04.70	51	5:14.44	128	6:24.62	128	7:33.77								
91	1:44.94	63	2:52.33	128	4:05.03	70	5:15.56	56	6:26.41	69	7:35.21								
79	1:46.56	128	2:56.26	63	4:05.13	29	5:16.26	78	6:28.36	41	7:37.00								
128	1:47.68	70	2:56.83	51	4:05.33	41	5:19.11	41	6:28.75	85	7:41.56								
70	1:48.23	51	2:57.65	70	4:05.80	56	5:19.35	85	6:30.57	63	7:42.60								
51	1:48.91	41	2:59.89	20	4:07.13	85	5:19.60	63	6:31.84	78	7:44.57								
96	1:50.69	79	3:00.79	41	4:07.94	101	5:19.76	101	6:36.53	101	7:54.06								
41	1:51.28	96	3:02.41	58	4:08.65	63	5:20.47	95	6:44.61	79	7:58.40								
56	1:56.40	56	3:02.84	29	4:09.84	95	5:23.23	79	6:45.04	95	8:07.40								
20	2:01.14	20	3:03.75	56	4:10.14	79	5:27.77												
58	2:02.39	58	3:05.30	79	4:14.02	96	5:28.09												
29	2:02.85	29	3:05.76	96	4:14.17														



# The Vintage Sports-Car Club

## JOHN TAYLOR MEMORIAL TROPHY FOR FORMULA JUNIOR CARS

### RESULT - RACE 5

Pl	No	Cl	Name	Car	Laps	Time	Behind	MPH	Best Lap on	MPH
1	53	E1	Sam WILSON	Lotus 20/22	12	10:27.97		92.87	4	96.07
2	13	B2	Ian ASHLEY	Lola	12	11:11.83	43.86	86.81	5	89.27
3	34	B2	Richard ELLINGWORTH	Gemini Mk II	12	11:12.71	44.74	86.69	12	89.11
4	6	B2	Stephen BARLOW	BMC MkI FJ	11	10:34.86	1 Lap	84.21	2	86.20
5	21	B2	David BRAND	BMC Mk2	11	10:40.42	1 Lap	83.48	10	85.99
6	38	B2	Mike FOWLER	Gemini MkII	11	10:45.95	1 Lap	82.76	10	85.64
7	33	B2	Ashley WALLER	Sadler FJ	11	10:47.02	1 Lap	82.62	6	84.67
8	23	B2	John ARNOLD	Elva 100	11	10:47.69	1 Lap	82.54	6	85.32
9	22	B2	Anthony SMITH	Elsa 100	11	10:48.64	1 Lap	82.42	9	84.91
10	37	A	Martin SHEPPARD	Stanguellini FJ	11	10:55.28	1 Lap	81.58	9	84.18
11	20	A	Pat BARFORD	Stanguellini FJ	11	10:55.60	1 Lap	81.54	10	84.05
12	25	B2	Bernard BROCK	Elva 100	11	11:05.74	1 Lap	80.30	3	83.30
13	28	B2	David BISHOP	Elva 100	10	10:53.36	2 Laps	74.38	10	78.25
14	3	A	Richard PUGH	Stanguellini FJ	10	10:56.93	2 Laps	73.98	10	76.63
15	60	C2	Shane TRIM	Cooper T56	10	10:58.63	2 Laps	73.79	10	76.61
16	24	A	Michael WALLER	Hillwood Single Seater	10	11:24.72	2 Laps	70.98	2	74.22

#### Not-Classified

14 B2 Crispian BESLEY Elva 100 FJ 7 6:47.02 DNF 83.58 55.04 5 88.30

#### Fastest Lap

37 A Martin SHEPPARD Stanguellini FJ 57.73 9 84.18  
13 B2 Ian ASHLEY Lola 54.44 5 89.27  
60 C2 Shane TRIM Cooper T56 1:03.44 10 76.61  
53 E1 Sam WILSON Lotus 20/22 50.59 4 96.07

#### Awards

##### Winner John Taylor Memorial Trophy, Race Winner & 1<sup>st</sup> Class E1


53 E1 Sam WILSON Lotus 20/22  
2<sup>nd</sup> 13 B2 Ian ASHLEY Lola (& 1<sup>st</sup> Class B2)  
3<sup>rd</sup> 34 B2 Richard ELLINGWORTH Gemini Mk II

#### Other Class Winners

37 A Martin SHEPPARD Stanguellini FJ (1<sup>st</sup> Class A)  
60 C2 Shane TRIM Cooper T56 (1<sup>st</sup> Class C2)




# RACE GRID



## JOHN TAYLOR MEMORIAL TROPHY FOR FORMULA JUNIOR CARS

### RACE 5

ROW 10		<b>24</b> 01:09.460 Michael WALLER	
ROW 9	<b>28</b> 01:06.350 David BISHOP		<b>4</b> 01:08.190 Graham BARROW
ROW 8		<b>25</b> 01:04.840 Bernard BROCK	<b>3</b> 01:05.200 Richard PUGH
ROW 7	<b>22</b> 01:00.410 Anthony SMITH		<b>60</b> 01:04.360 Shane TRIM
ROW 6		<b>20</b> 00:59.730 Pat BARFORD	<b>21</b> 01:00.150 David BRAND
ROW 5	<b>23</b> 00:59.490 John ARNOLD		<b>37</b> 00:59.560 Martin SHEPPARD
ROW 4		<b>6</b> 00:57.460 Stephen BARLOW	<b>33</b> 00:58.820 Ashley WALLER
ROW 3	<b>38</b> 00:56.730 Mike FOWLER		<b>14</b> 00:57.310 Crispian BESLEY
ROW 2		<b>34</b> 00:56.260 Richard ELLINGWORTH	<b>78</b> 00:56.270 Paul SMEETH
ROW 1	<b>53</b> 00:51.540 Sam WILSON		<b>13</b> 00:55.640 Ian ASHLEY
<b>POLE</b>			
			

# JOHN TAYLOR MEMORIAL TROPHY FOR FORMULA JUNIOR CARS

## LAP TIMES - RACE 5

---

### 3 Richard PUGH

Lap	1	2	3	4	5	6	7	8	9	10
1	1:16.05	1:04.95	1:04.49	1:04.17	1:04.36	1:04.57	1:04.08	1:06.67	1:04.17	1:03.42

---

### 6 Stephen BARLOW

Lap	1	2	3	4	5	6	7	8	9	10
1	1:05.96	56.38	57.08	56.89	56.47	56.66	56.93	56.64	57.90	57.34
11	56.61									

---

### 13 Ian ASHLEY

Lap	1	2	3	4	5	6	7	8	9	10
1	1:02.64	55.24	56.74	55.68	54.44	56.89	55.98	55.30	54.62	54.98
11	54.81	54.51								

---

### 14 Crispian BESLEY

Lap	1	2	3	4	5	6	7	8	9	10
1	1:02.36	56.03	55.58	56.22	55.04	55.62	1:06.17			

---

### 20 Pat BARFORD

Lap	1	2	3	4	5	6	7	8	9	10
1	1:08.65	59.08	58.56	59.48	58.09	58.07	58.46	59.04	58.59	57.82
11	59.76									

---

### 21 David BRAND

Lap	1	2	3	4	5	6	7	8	9	10
1	1:06.52	57.84	57.54	57.62	57.26	57.04	57.23	56.98	58.38	56.52
11	57.49									

---

### 22 Anthony SMITH

Lap	1	2	3	4	5	6	7	8	9	10
1	1:07.49	58.92	57.55	57.85	59.00	57.44	57.69	58.39	57.24	59.57
11	57.50									

---

### 23 John ARNOLD

Lap	1	2	3	4	5	6	7	8	9	10
1	1:08.75	58.06	57.65	58.60	57.35	56.96	57.41	57.52	57.47	1:00.31
11	57.61									

---

### 24 Michael WALLER

Lap	1	2	3	4	5	6	7	8	9	10
1	1:16.88	1:05.48	1:06.27	1:06.36	1:09.27	1:10.05	1:09.13	1:07.22	1:06.90	1:07.16

---

### 25 Bernard BROCK

Lap	1	2	3	4	5	6	7	8	9	10
1	1:09.71	58.77	58.34	59.19	1:02.68	1:00.79	59.45	58.88	1:00.63	58.38
11	58.92									

---

### 28 David BISHOP

Lap	1	2	3	4	5	6	7	8	9	10
1	1:17.33	1:05.58	1:03.78	1:03.98	1:04.03	1:04.52	1:04.00	1:05.33	1:02.70	1:02.11



---

**33 Ashley WALLER**

Lap	1	2	3	4	5	6	7	8	9	10
1	1:05.58	57.99	57.70	57.80	57.97	57.40	58.51	57.69	58.74	1:00.14
11	57.50									

---

**34 Richard ELLINGWORTH**

Lap	1	2	3	4	5	6	7	8	9	10
1	1:01.50	55.25	55.92	55.77	55.63	56.59	56.57	55.41	55.49	55.00
11	55.04	54.54								

---

**37 Martin SHEPPARD**

Lap	1	2	3	4	5	6	7	8	9	10
1	1:07.30	59.87	58.33	58.63	58.23	58.99	58.65	58.90	57.73	58.52
11	1:00.13									

---

**38 Mike FOWLER**

Lap	1	2	3	4	5	6	7	8	9	10
1	1:03.91	58.15	57.97	57.32	57.06	57.02	57.41	57.31	59.10	56.75
11	1:03.95									

---

**53 Sam WILSON**

Lap	1	2	3	4	5	6	7	8	9	10
1	57.54	51.22	51.08	50.59	52.86	50.65	52.35	51.61	52.74	53.52
11	52.10	51.71								

---

**60 Shane TRIM**

Lap	1	2	3	4	5	6	7	8	9	10
1	1:15.58	1:04.81	1:04.22	1:04.29	1:04.33	1:04.40	1:04.01	1:07.40	1:06.15	1:03.44

# Lap Chart

## JOHN TAYLOR MEMORIAL TROPHY FOR FORMULA JUNIOR CARS - RACE 5

Lap 1		Lap 2		Lap 3		Lap 4		Lap 5		Lap 6		Lap 7		Lap 8		Lap 9		Lap 10	
No	Time	No	Time	No	Time	No	Time	No	Time	No	Time	No	Time	No	Time	No	Time	No	Time
53	57.54	53	1:48.76	53	2:39.84	53	3:30.43	53	4:23.29	53	5:13.94	53	6:06.29	53	6:57.90	53	7:50.64	53	8:44.16
34	1:01.50	34	1:56.75	34	2:52.67	34	3:48.44	60	4:28.90 *1	60	5:33.23 *1	25	6:09.48 *1	37	7:00.00 *1	33	7:50.64 *1	38	8:45.25 *1
14	1:02.36	13	1:57.88	14	2:53.97	14	3:50.19	3	4:29.66 *1	3	5:34.02 *1	34	6:37.23	20	7:00.39 *1	23	7:52.30 *1	21	8:46.41 *1
13	1:02.64	14	1:58.39	13	2:54.62	13	3:50.30	28	4:30.67 *1	28	5:34.70 *1	13	6:37.61	25	7:08.93 *1	22	7:54.33 *1	28	8:48.55 *2
38	1:03.91	38	2:02.06	6	2:59.42	6	3:56.31	24	4:34.99 *1	34	5:40.66	60	6:37.63 *1	34	7:32.64	37	7:58.90 *1	60	8:49.04 *2
33	1:05.58	6	2:02.34	38	3:00.03	38	3:57.35	34	4:44.07	14	5:40.85	3	6:38.59 *1	13	7:32.91	20	7:59.43 *1	3	8:49.34 *2
6	1:05.96	33	2:03.57	33	3:01.27	33	3:59.07	13	4:44.74	13	5:41.63	28	6:39.22 *1	60	7:41.64 *1	24	8:03.44 *2	33	8:49.38 *1
21	1:06.52	21	2:04.36	21	3:01.90	21	3:59.52	14	4:45.23	24	5:44.26 *1	6	6:46.37	3	7:42.67 *1	25	8:07.81 *1	23	8:49.77 *1
37	1:07.30	22	2:06.41	22	3:03.96	22	4:01.81	6	4:52.78	6	5:49.44	14	6:47.02	6	7:43.01	13	8:27.53	22	8:51.57 *1
22	1:07.49	23	2:06.81	23	3:04.46	23	4:03.06	38	4:54.41	38	5:51.43	38	6:48.84	28	7:43.22 *1	34	8:28.13	37	8:56.63 *1
20	1:08.65	37	2:07.17	37	3:05.50	37	4:04.13	21	4:56.78	21	5:53.82	21	6:51.05	38	7:46.15	6	8:40.91	20	8:58.02 *1
23	1:08.75	20	2:07.73	20	3:06.29	20	4:05.77	33	4:57.04	33	5:54.44	33	6:52.95	21	7:48.03			25	9:08.44 *1
25	1:09.71	25	2:08.48	25	3:06.82	25	4:06.01	23	5:00.41	23	5:57.37	24	6:54.31 *1					24	9:10.66 *2
60	1:15.58	60	2:20.39	60	3:24.61			22	5:00.81	22	5:58.25	23	6:54.78					13	9:22.51
3	1:16.05	3	2:21.00	3	3:25.49			37	5:02.36	37	6:01.35	22	6:55.94					34	9:23.13
24	1:16.88	24	2:22.36	28	3:26.69			20	5:03.86	20	6:01.93								
28	1:17.33	28	2:22.91	24	3:28.63			25	5:08.69										

# Lap Chart

## JOHN TAYLOR MEMORIAL TROPHY FOR FORMULA JUNIOR CARS - RACE 5

Lap 11		Lap 12		Lap 13		Lap 14		Lap 15		Lap 16		Lap 17		Lap 18		Lap 19		Lap 20	
No	Time	No	Time	No	Time	No	Time	No	Time	No	Time	No	Time	No	Time	No	Time	No	Time
53	9:36.26	53	10:27.97																
6	9:38.25 *1	6	10:34.86 *1																
38	9:42.00 *1	21	10:40.42 *1																
21	9:42.93 *1	38	10:45.95 *1																
33	9:49.52 *1	33	10:47.02 *1																
23	9:50.08 *1	23	10:47.69 *1																
22	9:51.14 *1	22	10:48.64 *1																
28	9:51.25 *2	28	10:53.36 *2																
3	9:53.51 *2	37	10:55.28 *1																
37	9:55.15 *1	20	10:55.60 *1																
60	9:55.19 *2	3	10:56.93 *2																
20	9:55.84 *1	60	10:58.63 *2																
25	10:06.82 *1	25	11:05.74 *1																
13	10:17.32	13	11:11.83																
24	10:17.56 *2	34	11:12.71																
34	10:18.17	24	11:24.72 *2																



# The Vintage Sports-Car Club

## MALLORY PARK TROPHY FOR SPECIAL PRE-WAR SPORTS CARS (VSCC SET 4)

### RESULT - RACE 6

Pl	No	Cl	Name	Car	Laps	Time	Behind	MPH	Best Lap on	MPH Hcap
1	11		Justin MAEERS	GN Parker	8	8:09.06		79.50	59.59	6 81.56
2	135		Guy PLANTE	Alvis Speed 25 Special	8	8:24.38	15.32	77.08	1:00.75	4 80.00
3	140		Ewen GETLEY	Bentley 3/4 1/2 Litre	8	8:31.30	22.24	76.04	1:02.53	5 77.72
4	20		David PRYKE	Riley 12/4 TT Sprite Rep	8	8:31.35	22.29	76.03	1:01.47	5 79.06 19.59
5	45		Brian MAILE	Alvis Speed 25 Sports	8	8:31.90	22.84	75.95	1:02.38	5 77.91 12.86*
6	44		Tim HOPKINSON	Riley Special	8	8:33.60	24.54	75.70	1:02.18	5 78.16 16.16
7	29		Richard ILIFFE	Riley Kestrel 12/4 Special	8	8:41.95	32.89	74.49	1:03.40	5 76.66 14.75
8	192		Clive MORLEY	Bentley 3/4 1/2 Litre	8	8:49.34	40.28	73.45	1:04.44	2 75.42 13.82
9	36		James MORLEY	Bentley 3/4 1/2 Litre	8	8:53.66	44.60	72.86	1:04.71	2 75.10 15.98
10	35		Durward LAWSON	Riley Special	8	9:00.07	51.01	71.99	1:03.98	3 75.96 28.23
11	58		Tim KNELLER	Riley 12/4 Special	8	9:00.38	51.32	71.95	1:02.47	2 77.80 40.62
12	43		Jeffrey EDWARDS	Alvis Sports Special	8	9:02.99	53.93	71.60	1:05.80	2 73.86 16.59
13	34		Charles JONES	MG L Magna	8	9:03.59	54.53	71.52	1:06.13	6 73.49 14.55
14	132		Richard HUDSON	Bentley 3/4 1/2 Litre	8	9:12.20	1:03.14	70.41	1:06.48	3 73.10 20.36
15	128		Robert BLAKEMORE	Riley Special	8	9:14.81	1:05.75	70.08	1:06.95	3 72.59 19.21
16	51		Richard BRIGHTMAN	Riley Nine 12/4 Special	8	9:17.10	1:08.04	69.79	1:06.69	5 72.87 23.58
17	69		Garry WHYTE	Riley 12/4 Special	7	8:19.24	1 Lap	68.14	1:09.36	4 70.07 13.72
18	79		Peter MEYER	Riley Falcon Spl The Rat	7	8:31.17	1 Lap	66.55	1:10.19	6 69.24 19.84
19	60		Charles MACLEAN	Riley 9	7	8:32.02	1 Lap	66.44	1:10.28	7 69.15 20.06
20	64		John CLAYTON	Rapier 2 Str	7	8:36.28	1 Lap	65.89	1:09.23	3 70.20 31.67
21	107		Steve ALLEN	Bentley 4 1/4 Litre Special	7	8:48.52	1 Lap	64.37	1:12.82	5 66.74 18.78
22	121		Michael NEW	Riley 12/4	7	8:49.20	1 Lap	64.29	1:12.85	5 66.71 19.25
23	129		Tim PARKER	Lagonda 2/4.5 Litre	7	9:17.98	1 Lap	60.97	1:15.83	2 64.09 27.17

#### Not-Classified

26	Dougal CAWLEY	GN/Ford Piglet	7	7:46.02	DNF	73.00	1:01.08	7	79.57
----	---------------	----------------	---	---------	-----	-------	---------	---	-------

#### Fastest Lap

11	Justin MAEERS	GN Parker				59.59	6	81.56
----	---------------	-----------	--	--	--	-------	---	-------

Car 26 Time Includes a 10 Second JUMP START PENALTY

#### Awards

Winner Mallory Park Trophy, Race Winner, 1<sup>st</sup> Vintage Car & 1<sup>st</sup> Car over 3000cc

	11	Justin MAEERS	GN Parker	
2 <sup>nd</sup>	135	Guy PLANTE	Alvis Speed 25 Special	
3 <sup>rd</sup>	140	Ewen GETLEY	Bentley 3/4 1/2 Litre	(& 2 <sup>nd</sup> Vintage Car)

#### Other Capacity Class Winners

60	Charles MACLEAN	Riley 9	(1 <sup>st</sup> Car up to 1100cc)
20	David PRYKE	Riley 12/4 TT Sprite Rep	(1 <sup>st</sup> Car 1101 - 2000cc)

#### Other Vintage Cars


3 <sup>rd</sup>	192	Clive MORLEY	Bentley 3/4 1/2 Litre
-----------------	-----	--------------	-----------------------

#### 1<sup>st</sup> on Handicap

45	Brian MAILE	Alvis Speed 25 Sports
----	-------------	-----------------------




# RACE GRID



## MALLORY PARK TROPHY FOR SPECIAL PRE-WAR SPORTS CARS

### RACE 6

ROW 12	<b>121</b> 01:16.360 Michael NEW	<b>129</b> - Tim PARKER
ROW 11	<b>107</b> 01:15.050 Steve ALLEN	<b>79</b> 01:15.910 Peter MEYER
ROW 10	<b>128</b> 01:10.740 Robert BLAKEMORE	<b>64</b> 01:11.030 John CLAYTON
ROW 9	<b>69</b> 01:08.450 Garry WHYTE	<b>132</b> 01:09.690 Richard HUDSON
ROW 8	<b>51</b> 01:06.650 Richard BRIGHTMAN	<b>60</b> 01:08.250 Charles MACLEAN
ROW 7	<b>43</b> 01:05.890 Jeffrey EDWARDS	<b>34</b> 01:05.980 Charles JONES
ROW 6	<b>192</b> 01:05.140 Clive MORLEY	<b>36</b> 01:05.630 James MORLEY
ROW 5	<b>35</b> 01:04.810 Durward LAWSON	<b>135</b> 01:05.040 Guy PLANTE
ROW 4	<b>29</b> 01:04.570 Richard ILIFFE	<b>45</b> 01:04.590 Brian MAILE
ROW 3	<b>58</b> 01:03.790 Tim KNELLER	<b>44</b> 01:04.220 Tim HOPKINSON
ROW 2	<b>140</b> 01:01.410 Ewen GETLEY	<b>20</b> 01:03.030 David PRYKE
ROW 1	<b>11</b> 00:59.790 Justin MAEERS	<b>26</b> 01:00.260 Dougal CAWLEY
<b>POLE</b>		
		

# MALLORY PARK TROPHY FOR SPECIAL PRE-WAR SPORTS CARS

## LAP TIMES - RACE 6

<b>11</b>	<b>Justin MAEERS</b>										
	<b>Lap</b>	<b>1</b>	<b>2</b>	<b>3</b>	<b>4</b>	<b>5</b>	<b>6</b>	<b>7</b>	<b>8</b>	<b>9</b>	<b>10</b>
	1	1:05.00	1:02.30	1:01.58	1:00.17	1:00.47	59.59	59.88	1:00.07		
<b>20</b>	<b>David PRYKE</b>										
	<b>Lap</b>	<b>1</b>	<b>2</b>	<b>3</b>	<b>4</b>	<b>5</b>	<b>6</b>	<b>7</b>	<b>8</b>	<b>9</b>	<b>10</b>
	1	1:11.88	1:02.36	1:02.62	1:04.98	1:01.47	1:02.85	1:02.74	1:02.45		
<b>26</b>	<b>Dougal CAWLEY</b>										
	<b>Lap</b>	<b>1</b>	<b>2</b>	<b>3</b>	<b>4</b>	<b>5</b>	<b>6</b>	<b>7</b>	<b>8</b>	<b>9</b>	<b>10</b>
	1	1:04.95	1:21.26	1:01.56	1:03.28	1:01.24	1:02.65	1:01.08			
<b>29</b>	<b>Richard ILIFFE</b>										
	<b>Lap</b>	<b>1</b>	<b>2</b>	<b>3</b>	<b>4</b>	<b>5</b>	<b>6</b>	<b>7</b>	<b>8</b>	<b>9</b>	<b>10</b>
	1	1:12.25	1:03.41	1:03.58	1:03.85	1:03.40	1:05.31	1:03.83	1:06.32		
<b>34</b>	<b>Charles JONES</b>										
	<b>Lap</b>	<b>1</b>	<b>2</b>	<b>3</b>	<b>4</b>	<b>5</b>	<b>6</b>	<b>7</b>	<b>8</b>	<b>9</b>	<b>10</b>
	1	1:16.58	1:06.78	1:07.03	1:06.67	1:06.23	1:06.13	1:08.01	1:06.16		
<b>35</b>	<b>Durward LAWSON</b>										
	<b>Lap</b>	<b>1</b>	<b>2</b>	<b>3</b>	<b>4</b>	<b>5</b>	<b>6</b>	<b>7</b>	<b>8</b>	<b>9</b>	<b>10</b>
	1	1:14.76	1:05.98	1:03.98	1:09.64	1:05.35	1:08.11	1:07.25	1:05.00		
<b>36</b>	<b>James MORLEY</b>										
	<b>Lap</b>	<b>1</b>	<b>2</b>	<b>3</b>	<b>4</b>	<b>5</b>	<b>6</b>	<b>7</b>	<b>8</b>	<b>9</b>	<b>10</b>
	1	1:13.89	1:04.71	1:04.94	1:07.45	1:04.74	1:05.63	1:06.67	1:05.63		
<b>43</b>	<b>Jeffrey EDWARDS</b>										
	<b>Lap</b>	<b>1</b>	<b>2</b>	<b>3</b>	<b>4</b>	<b>5</b>	<b>6</b>	<b>7</b>	<b>8</b>	<b>9</b>	<b>10</b>
	1	1:16.18	1:05.80	1:06.26	1:07.18	1:05.94	1:07.72	1:07.34	1:06.57		
<b>44</b>	<b>Tim HOPKINSON</b>										
	<b>Lap</b>	<b>1</b>	<b>2</b>	<b>3</b>	<b>4</b>	<b>5</b>	<b>6</b>	<b>7</b>	<b>8</b>	<b>9</b>	<b>10</b>
	1	1:11.43	1:03.61	1:02.61	1:05.01	1:02.18	1:02.65	1:03.28	1:02.83		
<b>45</b>	<b>Brian MAILE</b>										
	<b>Lap</b>	<b>1</b>	<b>2</b>	<b>3</b>	<b>4</b>	<b>5</b>	<b>6</b>	<b>7</b>	<b>8</b>	<b>9</b>	<b>10</b>
	1	1:09.46	1:02.77	1:03.63	1:04.35	1:02.38	1:03.16	1:03.47	1:02.68		
<b>51</b>	<b>Richard BRIGHTMAN</b>										
	<b>Lap</b>	<b>1</b>	<b>2</b>	<b>3</b>	<b>4</b>	<b>5</b>	<b>6</b>	<b>7</b>	<b>8</b>	<b>9</b>	<b>10</b>
	1	1:22.12	1:08.02	1:07.47	1:07.72	1:06.69	1:08.49	1:07.61	1:08.98		
<b>58</b>	<b>Tim KNELLER</b>										
	<b>Lap</b>	<b>1</b>	<b>2</b>	<b>3</b>	<b>4</b>	<b>5</b>	<b>6</b>	<b>7</b>	<b>8</b>	<b>9</b>	<b>10</b>
	1	1:09.48	1:02.47	1:02.96	1:16.77	1:04.21	1:16.14	1:04.72	1:03.63		
<b>60</b>	<b>Charles MACLEAN</b>										
	<b>Lap</b>	<b>1</b>	<b>2</b>	<b>3</b>	<b>4</b>	<b>5</b>	<b>6</b>	<b>7</b>	<b>8</b>	<b>9</b>	<b>10</b>
	1	1:23.47	1:10.89	1:10.81	1:11.62	1:13.13	1:11.82	1:10.28			

<b>64</b>	<b>John CLAYTON</b>										
	<b>Lap</b>	<b>1</b>	<b>2</b>	<b>3</b>	<b>4</b>	<b>5</b>	<b>6</b>	<b>7</b>	<b>8</b>	<b>9</b>	<b>10</b>
	1	1:25.32	1:12.02	1:09.23	1:10.05	1:11.32	1:14.75	1:13.59			
<b>69</b>	<b>Garry WHYTE</b>										
	<b>Lap</b>	<b>1</b>	<b>2</b>	<b>3</b>	<b>4</b>	<b>5</b>	<b>6</b>	<b>7</b>	<b>8</b>	<b>9</b>	<b>10</b>
	1	1:20.36	1:09.57	1:09.54	1:09.36	1:09.84	1:10.47	1:10.10			
<b>79</b>	<b>Peter MEYER</b>										
	<b>Lap</b>	<b>1</b>	<b>2</b>	<b>3</b>	<b>4</b>	<b>5</b>	<b>6</b>	<b>7</b>	<b>8</b>	<b>9</b>	<b>10</b>
	1	1:22.42	1:13.62	1:10.68	1:11.47	1:12.08	1:10.19	1:10.71			
<b>107</b>	<b>Steve ALLEN</b>										
	<b>Lap</b>	<b>1</b>	<b>2</b>	<b>3</b>	<b>4</b>	<b>5</b>	<b>6</b>	<b>7</b>	<b>8</b>	<b>9</b>	<b>10</b>
	1	1:25.73	1:13.48	1:15.83	1:13.79	1:12.82	1:13.66	1:13.21			
<b>121</b>	<b>Michael NEW</b>										
	<b>Lap</b>	<b>1</b>	<b>2</b>	<b>3</b>	<b>4</b>	<b>5</b>	<b>6</b>	<b>7</b>	<b>8</b>	<b>9</b>	<b>10</b>
	1	1:27.69	1:15.33	1:13.26	1:13.81	1:12.85	1:12.94	1:13.32			
<b>128</b>	<b>Robert BLAKEMORE</b>										
	<b>Lap</b>	<b>1</b>	<b>2</b>	<b>3</b>	<b>4</b>	<b>5</b>	<b>6</b>	<b>7</b>	<b>8</b>	<b>9</b>	<b>10</b>
	1	1:18.61	1:09.78	1:06.95	1:08.28	1:07.51	1:08.11	1:07.30	1:08.27		
<b>129</b>	<b>Tim PARKER</b>										
	<b>Lap</b>	<b>1</b>	<b>2</b>	<b>3</b>	<b>4</b>	<b>5</b>	<b>6</b>	<b>7</b>	<b>8</b>	<b>9</b>	<b>10</b>
	1	1:28.65	1:15.83	1:16.70	1:17.07	1:19.50	1:19.59	1:20.64			
<b>132</b>	<b>Richard HUDSON</b>										
	<b>Lap</b>	<b>1</b>	<b>2</b>	<b>3</b>	<b>4</b>	<b>5</b>	<b>6</b>	<b>7</b>	<b>8</b>	<b>9</b>	<b>10</b>
	1	1:17.90	1:10.05	1:06.48	1:06.90	1:07.65	1:07.79	1:07.12	1:08.31		
<b>135</b>	<b>Guy PLANTE</b>										
	<b>Lap</b>	<b>1</b>	<b>2</b>	<b>3</b>	<b>4</b>	<b>5</b>	<b>6</b>	<b>7</b>	<b>8</b>	<b>9</b>	<b>10</b>
	1	1:10.41	1:02.20	1:02.41	1:00.75	1:01.51	1:01.69	1:02.81	1:02.60		
<b>140</b>	<b>Ewen GETLEY</b>										
	<b>Lap</b>	<b>1</b>	<b>2</b>	<b>3</b>	<b>4</b>	<b>5</b>	<b>6</b>	<b>7</b>	<b>8</b>	<b>9</b>	<b>10</b>
	1	1:08.47	1:02.87	1:04.50	1:04.00	1:02.53	1:02.58	1:02.95	1:03.40		
<b>192</b>	<b>Clive MORLEY</b>										
	<b>Lap</b>	<b>1</b>	<b>2</b>	<b>3</b>	<b>4</b>	<b>5</b>	<b>6</b>	<b>7</b>	<b>8</b>	<b>9</b>	<b>10</b>
	1	1:14.06	1:04.44	1:05.27	1:06.54	1:04.58	1:04.87	1:05.00	1:04.58		

# Lap Chart

## MALLORY PARK TROPHY FOR SPECIAL PRE-WAR SPORTS CARS - RACE 6

Lap 1		Lap 2		Lap 3		Lap 4		Lap 5		Lap 6		Lap 7		Lap 8		Lap 9		Lap 10	
No	Time	No	Time	No	Time	No	Time	No	Time	No	Time	No	Time	No	Time	No	Time	No	Time
26	1:04.95	11	2:07.30	11	3:08.88	11	4:09.05	11	5:09.52	11	6:09.11	11	7:08.99	11	8:09.06				
11	1:05.00	140	2:11.34	58	3:14.91	135	4:15.77	121	5:10.09 *1	60	6:09.92 *1	69	7:09.14 *1	69	8:19.24 *1				
140	1:08.47	58	2:11.95	135	3:15.02	140	4:19.84	135	5:17.28	79	6:10.27 *1	79	7:20.46 *1	135	8:24.38				
45	1:09.46	45	2:12.23	140	3:15.84	45	4:20.21	129	5:18.25 *1	135	6:18.97	60	7:21.74 *1	79	8:31.17 *1				
58	1:09.48	135	2:12.61	45	3:15.86	20	4:21.84	140	5:22.37	107	6:21.65 *1	135	7:21.78	140	8:31.30				
135	1:10.41	20	2:14.24	20	3:16.86	44	4:22.66	45	5:22.59	121	6:22.94 *1	64	7:22.69 *1	20	8:31.35				
44	1:11.43	44	2:15.04	44	3:17.65	29	4:23.09	20	5:23.31	140	6:24.95	140	7:27.90	45	8:31.90				
20	1:11.88	29	2:15.66	29	3:19.24	192	4:30.31	44	5:24.84	45	6:25.75	20	7:28.90	60	8:32.02 *1				
29	1:12.25	192	2:18.50	36	3:23.54	36	4:30.99	29	5:26.49	20	6:26.16	45	7:29.22	44	8:33.60				
36	1:13.89	36	2:18.60	192	3:23.77	26	4:31.05	26	5:32.29	44	6:27.49	44	7:30.77	64	8:36.28 *1				
192	1:14.06	35	2:20.74	35	3:24.72	58	4:31.68	192	5:34.89	29	6:31.80	107	7:35.31 *1	29	8:41.95				
35	1:14.76	43	2:21.98	26	3:27.77	35	4:34.36	36	5:35.73	26	6:34.94	29	7:35.63	107	8:48.52 *1				
43	1:16.18	34	2:23.36	43	3:28.24	43	4:35.42	58	5:35.89	129	6:37.75 *1	121	7:35.88 *1	121	8:49.20 *1				
34	1:16.58	26	2:26.21	34	3:30.39	34	4:37.06	35	5:39.71	192	6:39.76	192	7:44.76	192	8:49.34				
132	1:17.90	132	2:27.95	132	3:34.43	132	4:41.33	43	5:41.36	36	6:41.36	26	7:46.02	36	8:53.66				
128	1:18.61	128	2:28.39	128	3:35.34	128	4:43.62	34	5:43.29	35	6:47.82	36	7:48.03	35	9:00.07				
69	1:20.36	69	2:29.93	51	3:37.61	51	4:45.33	132	5:48.98	43	6:49.08	35	7:55.07	58	9:00.38				
51	1:22.12	51	2:30.14	69	3:39.47	69	4:48.83	128	5:51.13	34	6:49.42	43	7:56.42	43	9:02.99				
79	1:22.42	60	2:34.36	60	3:45.17	64	4:56.62	51	5:52.02	58	6:52.03	58	7:56.75	34	9:03.59				
60	1:23.47	79	2:36.04	64	3:46.57	60	4:56.79	69	5:58.67	132	6:56.77	129	7:57.34 *1	132	9:12.20				
64	1:25.32	64	2:37.34	79	3:46.72	79	4:58.19	64	6:07.94	128	6:59.24	34	7:57.43	128	9:14.81				
107	1:25.73	107	2:39.21	107	3:55.04	107	5:08.83			51	7:00.51	132	8:03.89	51	9:17.10				
121	1:27.69	121	2:43.02	121	3:56.28							128	8:06.54	129	9:17.98 *1				
129	1:28.65	129	2:44.48	129	4:01.18							51	8:08.12						





# The Vintage Sports-Car Club

## HANDICAP RACE FOR PRE-WAR CARS (VSCC SET 6) INCORPORATING THE DICK BADDILEY & EDWARDIAN RACING TROPHIES FOR EDWARDIAN CARS & BURGHLEY TROPHY FOR AUSTIN 7s

### RESULT - RACE 7

Pl	No	Cl	Name	Car	Laps	Time	Behind	MPH	Best Lap on	MPH
1	121	O	Michael NEW	Riley 12/4	6	7:55.01		64.80	1:12.25	6 67.27
2	13	A	Gregan THRUSTON	Austin 7 Special	6	8:05.07	10.06	68.60	1:07.89	5 71.59
3	99	E	Tony LEES	Vauxhall Viper Special	6	8:06.23	11.22	68.41	1:07.96	2 71.51
4	118	O	Ian FYFE	Alvis 12/70 Special	6	8:10.66	15.65	59.43	1:19.87	5 60.85
5	87	E	Julian MAJZUB	Sunbeam Indianapolis	6	8:10.93	15.92	66.89	1:09.25	2 70.18
6	122	E	Andrew HOWE-DAVIES	Scat Racer	6	8:11.10	16.09	60.61	1:18.07	3 62.25
7	32	A	Matt JOHNSTON	Austin/MG LA Special	6	8:12.11	17.10	67.48	1:08.82	5 70.62
8	119	E	Ben COLLINGS	Mercedes 60HP	6	8:12.76	17.75	60.40	1:17.81	4 62.46
9	86	E	Duncan PITTAWAY	Monarch Special	6	8:13.28	18.27	66.53	1:09.38	5 70.05
10	117	O	Gordon MIDDLETON	Riley Sprite	6	8:14.10	19.09	60.24	1:17.48	4 62.73
11	123	E	Tony STEPHENS	Vauxhall A/D Type	6	8:18.20	23.19	53.62	1:26.46	2 56.21
12	113	O	Philip BEWLEY	Bugatti T35	6	8:21.66	26.65	63.85	1:12.09	5 67.42
13	104	A	Stuart ROSE	Austin 7 Ulster	6	8:22.08	27.07	62.43	1:14.25	5 65.45
14	106	A	Stuart ROPER-MARSHALL	Austin 7 Special	6	8:27.56	32.55	64.43	1:11.61	4 67.87
15	68	A	John SKEAVINGTON	Austin Ulster Replica	6	8:28.78	33.77	64.26	1:11.10	6 68.35
16	126	E	Roger TWELVETREES	Buick D45	6	8:31.30	36.29	48.47	1:36.48	5 50.37
17	101	A	David ASPLIN	Austin 7 Ulster Replica	6	8:31.77	36.76	61.16	1:17.33	5 62.85
18	193	O	James BAKER	Riley Brooklands	6	8:33.62	38.61	59.68	1:14.93	6 64.86
19	124	O	Anne BOURSOT	MG PA 2Str	6	8:42.11	47.10	55.85	1:23.48	6 58.22
20	109	E	Nicholas PELLETT	Sunbeam Tourist Trophy	6	8:45.75	50.74	60.66	1:16.05	3 63.91
21	125	E	Ron BIRKETT	FL Sports	6	8:53.81	58.80	48.72	1:33.33	3 52.07
<b><u>Not-Classified</u></b>										
	114	O	Terry McGRATH	Amilcar CGSs	3	4:31.45	DNF	61.66	1:15.37	2 64.48
	94	A	David BIRNAGE	Austin 7 Ulster	3	4:44.44	DNF	56.20	1:22.93	2 58.60
	133	E	Jeffrey EDWARDS	Sunbeam 16/20	2	3:03.93	DNF	52.85	1:28.29	2 55.05

#### **Fastest Lap**

13	A	Gregan THRUSTON	Austin 7 Special	1:07.89	5	71.59
99	E	Tony LEES	Vauxhall Viper Special	1:07.96	2	71.51
113	O	Philip BEWLEY	Bugatti T35	1:12.09	5	67.42

#### **Awards**

1 <sup>st</sup>	121	O	Michael NEW	Riley 12/4
2 <sup>nd</sup>	13	A	Gregan THRUSTON	Austin 7 Special
3 <sup>rd</sup>	99	E	Tony LEES	Vauxhall Viper Special
4 <sup>th</sup>	118	O	Ian FYFE	Alvis 12/70 Special

#### **Winner of Dick Baddiley & Edwardian Racing Trophies**

99 E Tony LEES Vauxhall Viper Special

#### **Winner of Burghley Trophy**

13 A Gregan THRUSTON Austin 7 Special

# HANDICAP RACE FOR PRE-WAR CARS

## LAP TIMES - RACE 7

---

**13 Gregan THRUSTON**

Lap	1	2	3	4	5	6	7	8	9	10
1	2:22.92	1:08.07	1:09.16	1:08.27	1:07.89	1:08.76				

---

**32 Matt JOHNSTON**

Lap	1	2	3	4	5	6	7	8	9	10
1	2:23.76	1:08.89	1:09.26	1:09.69	1:08.82	1:11.69				

---

**68 John SKEAVINGTON**

Lap	1	2	3	4	5	6	7	8	9	10
1	2:23.76	1:13.28	1:13.66	1:13.21	1:13.77	1:11.10				

---

**86 Duncan PITTAWAY**

Lap	1	2	3	4	5	6	7	8	9	10
1	2:18.65	1:11.44	1:11.09	1:10.31	1:09.38	1:12.41				

---

**87 Julian MAJZUB**

Lap	1	2	3	4	5	6	7	8	9	10
1	2:13.65	1:09.25	1:12.01	1:10.50	1:12.44	1:13.08				

---

**94 David BIRNAGE**

Lap	1	2	3	4	5	6	7	8	9	10
1	1:55.75	1:22.93	1:25.76							

---

**99 Tony LEES**

Lap	1	2	3	4	5	6	7	8	9	10
1	2:22.44	1:07.96	1:09.12	1:08.53	1:09.11	1:09.07				

---

**101 David ASPLIN**

Lap	1	2	3	4	5	6	7	8	9	10
1	2:01.64	1:17.62	1:18.09	1:19.66	1:17.33	1:17.43				

---

**104 Stuart ROSE**

Lap	1	2	3	4	5	6	7	8	9	10
1	1:58.69	1:16.25	1:15.97	1:20.69	1:14.25	1:16.23				

---

**106 Stuart ROPER-MARSHALL**

Lap	1	2	3	4	5	6	7	8	9	10
1	2:22.44	1:13.84	1:13.05	1:11.61	1:14.17	1:12.45				

---

**109 Nicholas PELLETT**

Lap	1	2	3	4	5	6	7	8	9	10
1	2:16.07	1:18.34	1:16.05	1:19.09	1:18.58	1:17.62				

---

**113 Philip BEWLEY**

Lap	1	2	3	4	5	6	7	8	9	10
1	2:13.38	1:14.93	1:14.17	1:13.15	1:12.09	1:13.94				

---

**114 Terry McGRATH**

Lap	1	2	3	4	5	6	7	8	9	10
1	1:59.83	1:15.37	1:16.25							

<b>117</b>	<b>Gordon MIDDLETON</b>									
<b>Lap</b>	<b>1</b>	<b>2</b>	<b>3</b>	<b>4</b>	<b>5</b>	<b>6</b>	<b>7</b>	<b>8</b>	<b>9</b>	<b>10</b>
1	1:39.64	1:19.94	1:18.53	1:17.48	1:18.17	1:20.34				
<b>118</b>	<b>Ian FYFE</b>									
<b>Lap</b>	<b>1</b>	<b>2</b>	<b>3</b>	<b>4</b>	<b>5</b>	<b>6</b>	<b>7</b>	<b>8</b>	<b>9</b>	<b>10</b>
1	1:29.01	1:20.46	1:20.12	1:20.25	1:19.87	1:20.95				
<b>119</b>	<b>Ben COLLINGS</b>									
<b>Lap</b>	<b>1</b>	<b>2</b>	<b>3</b>	<b>4</b>	<b>5</b>	<b>6</b>	<b>7</b>	<b>8</b>	<b>9</b>	<b>10</b>
1	1:37.79	1:20.16	1:18.54	1:17.81	1:18.83	1:19.63				
<b>121</b>	<b>Michael NEW</b>									
<b>Lap</b>	<b>1</b>	<b>2</b>	<b>3</b>	<b>4</b>	<b>5</b>	<b>6</b>	<b>7</b>	<b>8</b>	<b>9</b>	<b>10</b>
1	1:44.61	1:15.23	1:16.52	1:13.51	1:12.89	1:12.25				
<b>122</b>	<b>Andrew HOWE-DAVIES</b>									
<b>Lap</b>	<b>1</b>	<b>2</b>	<b>3</b>	<b>4</b>	<b>5</b>	<b>6</b>	<b>7</b>	<b>8</b>	<b>9</b>	<b>10</b>
1	1:36.35	1:18.63	1:18.07	1:19.56	1:18.65	1:19.84				
<b>123</b>	<b>Tony STEPHENS</b>									
<b>Lap</b>	<b>1</b>	<b>2</b>	<b>3</b>	<b>4</b>	<b>5</b>	<b>6</b>	<b>7</b>	<b>8</b>	<b>9</b>	<b>10</b>
1		2:24.03	1:26.46	1:28.73	1:29.87	1:29.11				
<b>124</b>	<b>Anne BOURSOT</b>									
<b>Lap</b>	<b>1</b>	<b>2</b>	<b>3</b>	<b>4</b>	<b>5</b>	<b>6</b>	<b>7</b>	<b>8</b>	<b>9</b>	<b>10</b>
1	1:35.34	1:27.24	1:23.92	1:25.13	1:27.00	1:23.48				
<b>125</b>	<b>Ron BIRKETT</b>									
<b>Lap</b>	<b>1</b>	<b>2</b>	<b>3</b>	<b>4</b>	<b>5</b>	<b>6</b>	<b>7</b>	<b>8</b>	<b>9</b>	<b>10</b>
1		2:33.31	1:36.71	1:33.33	1:36.81	1:33.65				
<b>126</b>	<b>Roger TWELVETREES</b>									
<b>Lap</b>	<b>1</b>	<b>2</b>	<b>3</b>	<b>4</b>	<b>5</b>	<b>6</b>	<b>7</b>	<b>8</b>	<b>9</b>	<b>10</b>
1		2:02.12	1:37.45	1:37.17	1:38.08	1:36.48				
<b>133</b>	<b>Jeffrey EDWARDS</b>									
<b>Lap</b>	<b>1</b>	<b>2</b>	<b>3</b>	<b>4</b>	<b>5</b>	<b>6</b>	<b>7</b>	<b>8</b>	<b>9</b>	<b>10</b>
1	1:35.64	1:28.29								
<b>193</b>	<b>James BAKER</b>									
<b>Lap</b>	<b>1</b>	<b>2</b>	<b>3</b>	<b>4</b>	<b>5</b>	<b>6</b>	<b>7</b>	<b>8</b>	<b>9</b>	<b>10</b>
1	1:56.80	1:23.57	1:19.62	1:17.53	1:21.17	1:14.93				

# Lap Chart

## HANDICAP RACE FOR PRE-WAR CARS - RACE 7

Lap 1		Lap 2		Lap 3		Lap 4		Lap 5		Lap 6		Lap 7		Lap 8		Lap 9		Lap 10	
No	Time	No	Time	No	Time	No	Time	No	Time	No	Time	No	Time	No	Time	No	Time	No	Time
118	1:29.01	126	2:02.12	126	3:39.57	126	5:16.74	121	6:42.76	121	7:55.01								
124	1:35.34	113	2:13.38 *1	123	3:50.49	123	5:19.22	123	6:49.09	13	8:05.07								
133	1:35.64	87	2:13.65 *1	118	4:09.59	118	5:29.84	118	6:49.71	99	8:06.23								
122	1:36.35	109	2:16.07 *1	125	4:10.02	121	5:29.87	122	6:51.26	118	8:10.66								
119	1:37.79	86	2:18.65 *1	122	4:13.05	122	5:32.61	119	6:53.13	87	8:10.93								
117	1:39.64	106	2:22.44 *1	121	4:16.36	119	5:34.30	117	6:53.76	122	8:11.10								
121	1:44.61	99	2:22.44 *1	119	4:16.49	117	5:35.59	126	6:54.82	32	8:12.11								
94	1:55.75	13	2:22.92 *1	117	4:18.11	125	5:43.35	13	6:56.31	119	8:12.76								
193	1:56.80	68	2:23.76 *1	124	4:26.50	87	5:45.41	99	6:57.16	86	8:13.28								
104	1:58.69	32	2:23.76 *1	104	4:30.91	99	5:48.05	87	6:57.85	117	8:14.10								
114	1:59.83	123	2:24.03	114	4:31.45	13	5:48.42	32	7:00.42	123	8:18.20								
101	2:01.64	125	2:33.31	87	4:34.91	86	5:51.49	86	7:00.87	113	8:21.66								
		118	2:49.47	101	4:37.35	104	5:51.60	104	7:05.85	104	8:22.08								
		122	2:54.98	99	4:39.52	32	5:51.60	113	7:07.72	106	8:27.56								
		119	2:57.95	193	4:39.99	124	5:51.63	101	7:14.34	68	8:28.78								
		117	2:59.58	13	4:40.15	113	5:55.63	106	7:15.11	126	8:31.30								
		121	2:59.84	86	4:41.18	101	5:57.01	68	7:17.68	101	8:31.77								
		124	3:02.58	32	4:41.91	193	5:57.52	124	7:18.63	193	8:33.62								
		133	3:03.93	113	4:42.48	106	6:00.94	193	7:18.69	124	8:42.11								
		104	3:14.94	94	4:44.44	68	6:03.91	125	7:20.16	109	8:45.75								
		114	3:15.20	106	4:49.33	109	6:09.55	109	7:28.13	125	8:53.81								
		94	3:18.68	109	4:50.46														
		101	3:19.26	68	4:50.70														
		193	3:20.37																
		87	3:22.90																
		113	3:28.31																
		86	3:30.09																
		99	3:30.40																
		13	3:30.99																
		32	3:32.65																
		109	3:34.41																
		106	3:36.28																
		68	3:37.04																



# The Vintage Sports-Car Club

## BOB GERARD MEMORIAL & ROBERT ASHLEY TROPHIES RACE (VSCC SET 2)

### RESULT - RACE 8

Pl	No	Cl	Name	Car	Laps	Time	Behind	MPH	Best Lap on	MPH	HCap
1	18		William NUTHALL	Cooper Bristol Mk2	12	11:30.87		84.42	56.39	2	86.19
2	1		Frederick HARPER	Kurtis Indy-Roadster	12	11:38.70	7.83	83.47	55.40	5	87.73
3	14		Nicholas TOPLISS	ERA R4A	12	11:48.04	17.17	82.37	57.45	2	84.60
4	2		Robert COBDEN	Riley Falcon Special	12	11:54.16	23.29	81.66	58.32	6	83.33 14.32
5	73		Tom DARK	Bugatti T73C	12	11:55.34	24.47	81.53	58.42	10	83.19 14.30*
6	16		Ben FIDLER	ERA AJM I	12	11:57.93	27.06	81.23	58.04	10	83.74 21.45
7	4		Steve RUSSELL	Cooper Bristol MkII	12	12:00.95	30.08	80.89	58.53	2	83.03 18.59
8	8		Robert CARR	AC/GN Special	12	12:07.80	36.93	80.13	59.72	5	81.38 11.16
9	5		Pete CANDY	Riley Super Rat	12	12:16.21	45.34	79.22	59.90	12	81.14 17.41
10	15		Terry CRABB	ERA R12C	12	12:18.47	47.60	78.97	59.79	12	81.28 20.99
11	6		Julian WILTON	Cooper Bristol Mk II T23	12	12:20.58	49.71	78.75	58.74	11	82.74 35.70
12	17		Paul JAYE	Alta 2 Litre	11	11:43.24	1 Lap	76.02	1:01.27	2	79.32 29.27
13	74		Simon STOKES	Riley Treen	11	11:55.17	1 Lap	74.75	1:02.62	3	77.61 26.35
14	7		Nicholas EDEN	Cooper Bristol T20	11	11:57.65	1 Lap	74.49	1:03.33	7	76.74 21.02
15	24		Peter MANN	Frazer Nash Le Mans Rep	11	12:09.48	1 Lap	73.29	1:03.81	2	76.16 27.57
16	31		Duncan RICKETTS	Cooper Type 41	11	12:20.58	1 Lap	72.19	1:02.80	2	77.39 49.78

#### Fastest Lap

1	Frederick HARPER	Kurtis Indy-Roadster	55.40	5	87.73
---	------------------	----------------------	-------	---	-------

#### Awards

#### Winner Bob Gerard Memorial & Robert Ashley Trophies, Race Winner & 1<sup>st</sup> Post-war F2 Car

	18	William NUTHALL	Cooper Bristol Mk2
2 <sup>nd</sup>	1	Frederick HARPER	Kurtis Indy-Roadster
3 <sup>rd</sup>	14	Nicholas TOPLISS	ERA R4A

#### 1<sup>st</sup> Un-supercharged Pre-war Car


8	Robert CARR	AC/GN Special
---	-------------	---------------

#### 1<sup>st</sup> on Handicap

73	Tom DARK	Bugatti T73C
----	----------	--------------




# RACE GRID



## BOB GERARD MEMORIAL & ROBERT ASHLEY TROPHIES RACE

### RACE 8

ROW 10			
ROW 9	<b>6</b> Julian WILTON		
ROW 8		<b>1</b> 01:07.160 Frederick HARPER	<b>57</b> 01:17.800 Thierry CHANOINE
ROW 7	<b>74</b> 01:05.250 Simon STOKES	<b>24</b> 01:05.910 Peter MANN	
ROW 6		<b>17</b> 01:02.770 Paul JAYE	<b>5</b> 01:03.320 Pete CANDY
ROW 5	<b>7</b> 01:02.040 Nicholas EDEN	<b>2</b> 01:02.490 Robert COBDEN	
ROW 4		<b>31</b> 01:00.800 Duncan RICKETTS	<b>15</b> 01:01.400 Terry CRABB
ROW 3	<b>14</b> 00:59.940 Nicholas TOPLISS	<b>4</b> 01:00.640 Steve RUSSELL	
ROW 2		<b>73</b> 00:59.670 Tom DARK	<b>16</b> 00:59.670 Ben FIDLER
ROW 1	<b>18</b> 00:58.560 William NUTHALL	<b>8</b> 00:59.600 Robert CARR	
<b>POLE</b>			
			

# BOB GERARD MEMORIAL & ROBERT ASHLEY TROPHIES RACE

## LAP TIMES - RACE 8

<b>1</b>	<b>Frederick HARPER</b>									
<b>Lap</b>	<b>1</b>	<b>2</b>	<b>3</b>	<b>4</b>	<b>5</b>	<b>6</b>	<b>7</b>	<b>8</b>	<b>9</b>	<b>10</b>
1	1:08.08	58.50	58.16	57.46	55.40	57.47	56.09	56.63	58.19	58.11
11	55.46	59.15								
<b>2</b>	<b>Robert COBDEN</b>									
<b>Lap</b>	<b>1</b>	<b>2</b>	<b>3</b>	<b>4</b>	<b>5</b>	<b>6</b>	<b>7</b>	<b>8</b>	<b>9</b>	<b>10</b>
1	1:07.00	58.85	59.57	58.58	59.59	58.32	58.86	58.52	59.01	58.51
11	58.70	58.65								
<b>4</b>	<b>Steve RUSSELL</b>									
<b>Lap</b>	<b>1</b>	<b>2</b>	<b>3</b>	<b>4</b>	<b>5</b>	<b>6</b>	<b>7</b>	<b>8</b>	<b>9</b>	<b>10</b>
1	1:06.79	58.53	59.90	1:00.12	59.05	59.28	58.77	59.64	59.30	1:00.58
11	59.37	59.62								
<b>5</b>	<b>Pete CANDY</b>									
<b>Lap</b>	<b>1</b>	<b>2</b>	<b>3</b>	<b>4</b>	<b>5</b>	<b>6</b>	<b>7</b>	<b>8</b>	<b>9</b>	<b>10</b>
1	1:08.63	1:01.30	1:01.59	1:01.39	1:02.23	1:00.27	1:00.35	1:00.26	1:00.06	1:00.05
11	1:00.18	59.90								
<b>6</b>	<b>Julian WILTON</b>									
<b>Lap</b>	<b>1</b>	<b>2</b>	<b>3</b>	<b>4</b>	<b>5</b>	<b>6</b>	<b>7</b>	<b>8</b>	<b>9</b>	<b>10</b>
1	1:13.03	1:00.08	1:00.39	1:00.44	1:00.80	59.42	59.06	1:10.33	59.51	59.80
11	58.74	58.98								
<b>7</b>	<b>Nicholas EDEN</b>									
<b>Lap</b>	<b>1</b>	<b>2</b>	<b>3</b>	<b>4</b>	<b>5</b>	<b>6</b>	<b>7</b>	<b>8</b>	<b>9</b>	<b>10</b>
1	1:11.93	1:04.34	1:04.53	1:05.21	1:04.52	1:04.46	1:03.33	1:04.95	1:06.34	1:03.72
11	1:04.32									
<b>8</b>	<b>Robert CARR</b>									
<b>Lap</b>	<b>1</b>	<b>2</b>	<b>3</b>	<b>4</b>	<b>5</b>	<b>6</b>	<b>7</b>	<b>8</b>	<b>9</b>	<b>10</b>
1	1:07.24	1:00.46	1:00.22	59.96	59.72	59.78	59.87	1:00.29	1:00.25	59.96
11	59.77	1:00.28								
<b>14</b>	<b>Nicholas TOPLISS</b>									
<b>Lap</b>	<b>1</b>	<b>2</b>	<b>3</b>	<b>4</b>	<b>5</b>	<b>6</b>	<b>7</b>	<b>8</b>	<b>9</b>	<b>10</b>
1	1:03.03	57.45	58.34	58.33	59.11	1:00.19	58.88	58.46	58.85	58.38
11	59.13	57.89								
<b>15</b>	<b>Terry CRABB</b>									
<b>Lap</b>	<b>1</b>	<b>2</b>	<b>3</b>	<b>4</b>	<b>5</b>	<b>6</b>	<b>7</b>	<b>8</b>	<b>9</b>	<b>10</b>
1	1:07.89	1:01.70	1:01.06	1:01.39	1:01.72	1:00.98	1:00.47	1:01.21	1:00.90	1:00.67
11	1:00.69	59.79								
<b>16</b>	<b>Ben FIDLER</b>									
<b>Lap</b>	<b>1</b>	<b>2</b>	<b>3</b>	<b>4</b>	<b>5</b>	<b>6</b>	<b>7</b>	<b>8</b>	<b>9</b>	<b>10</b>
1	1:07.44	1:01.35	59.22	58.05	59.51	59.04	59.00	59.98	58.43	58.04
11	58.88	58.99								

---

**17 Paul JAYE**

Lap	1	2	3	4	5	6	7	8	9	10
1	1:09.42	1:01.27	1:01.58	1:03.56	1:03.18	1:03.11	1:03.26	1:04.34	1:03.78	1:04.57
11	1:05.17									

---

**18 William NUTHALL**

Lap	1	2	3	4	5	6	7	8	9	10
1	1:01.23	56.39	56.53	56.56	57.35	56.92	57.10	57.55	58.45	56.88
11	58.36	57.55								

---

**24 Peter MANN**

Lap	1	2	3	4	5	6	7	8	9	10
1	1:14.43	1:03.81	1:05.16	1:05.26	1:05.70	1:04.48	1:05.16	1:06.95	1:05.80	1:07.60
11	1:05.13									

---

**31 Duncan RICKETTS**

Lap	1	2	3	4	5	6	7	8	9	10
1	1:39.71	1:02.80	1:06.22	1:03.81	1:04.32	1:02.92	1:04.31	1:03.87	1:03.65	1:04.30
11	1:04.67									

---

**73 Tom DARK**

Lap	1	2	3	4	5	6	7	8	9	10
1	1:05.83	58.60	59.46	59.81	59.22	59.44	58.87	59.08	58.59	58.42
11	58.92	59.10								

---

**74 Simon STOKES**

Lap	1	2	3	4	5	6	7	8	9	10
1	1:12.26	1:03.73	1:02.62	1:04.39	1:04.08	1:04.75	1:04.94	1:03.90	1:05.31	1:03.50
11	1:05.69									



# Lap Chart

## BOB GERARD MEMORIAL & ROBERT ASHLEY TROPHIES RACE - RACE 8

Lap 1		Lap 2		Lap 3		Lap 4		Lap 5		Lap 6		Lap 7		Lap 8		Lap 9		Lap 10	
No	Time	No	Time	No	Time	No	Time	No	Time	No	Time	No	Time	No	Time	No	Time	No	Time
18	1:01.23	18	1:57.62	18	2:54.15	18	3:50.71	18	4:48.06	18	5:44.98	18	6:42.08	18	7:39.63	18	8:38.08	18	9:34.96
14	1:03.03	14	2:00.48	14	2:58.82	14	3:57.15	31	4:52.54 *1	1	5:55.07	1	6:51.16	24	7:44.00 *1	74	8:40.67 *1	1	9:44.09
73	1:05.83	73	2:04.43	73	3:03.89	1	4:02.20	14	4:56.26	14	5:56.45	14	6:55.33	1	7:47.79	7	8:43.27 *1	74	9:45.98 *1
4	1:06.79	4	2:05.32	1	3:04.74	73	4:03.70	1	4:57.60	31	5:56.86 *1	31	6:59.78 *1	14	7:53.79	1	8:45.98	7	9:49.61 *1
2	1:07.00	2	2:05.85	4	3:05.22	2	4:04.00	73	5:02.92	2	6:01.91	2	7:00.77	2	7:59.29	24	8:50.95 *1	14	9:51.02
8	1:07.24	1	2:06.58	2	3:05.42	4	4:05.34	2	5:03.59	73	6:02.36	73	7:01.23	73	8:00.31	14	8:52.64	24	9:56.75 *1
16	1:07.44	8	2:07.70	8	3:07.92	16	4:06.06	4	5:04.39	4	6:03.67	4	7:02.44	4	8:02.08	2	8:58.30	2	9:56.81
15	1:07.89	16	2:08.79	16	3:08.01	8	4:07.88	16	5:05.57	16	6:04.61	16	7:03.61	16	8:03.59	73	8:58.90	73	9:57.32
1	1:08.08	15	2:09.59	15	3:10.65	15	4:12.04	8	5:07.60	8	6:07.38	8	7:07.25	31	8:04.09 *1	4	9:01.38	16	10:00.06
5	1:08.63	5	2:09.93	5	3:11.52	5	4:12.91	15	5:13.76	6	6:14.16	6	7:13.22	8	8:07.54	16	9:02.02	4	10:01.96
17	1:09.42	17	2:10.69	17	3:12.27	6	4:13.94	6	5:14.74	15	6:14.74	15	7:15.21	5	8:16.02	8	9:07.79	8	10:07.75
7	1:11.93	6	2:13.11	6	3:13.50	17	4:15.83	5	5:15.14	5	6:15.41	5	7:15.76	15	8:16.42	31	9:07.96 *1	31	10:11.61 *1
74	1:12.26	74	2:15.99	74	3:18.61	74	4:23.00	17	5:19.01	17	6:22.12	17	7:25.38	6	8:23.55	5	9:16.08	5	10:16.13
6	1:13.03	7	2:16.27	7	3:20.80	7	4:26.01	74	5:27.08	74	6:31.83	74	7:36.77	17	8:29.72	15	9:17.32	15	10:17.99
24	1:14.43	24	2:18.24	24	3:23.40	24	4:28.66	7	5:30.53	7	6:34.99	7	7:38.32			6	9:23.06	6	10:22.86
31	1:39.71	31	2:42.51	31	3:48.73			24	5:34.36	24	6:38.84					17	9:33.50		

# Lap Chart

## BOB GERARD MEMORIAL & ROBERT ASHLEY TROPHIES RACE - RACE 8

Lap 11		Lap 12		Lap 13		Lap 14		Lap 15		Lap 16		Lap 17		Lap 18		Lap 19		Lap 20	
No	Time	No	Time	No	Time	No	Time	No	Time	No	Time	No	Time	No	Time	No	Time	No	Time
18	10:33.32	18	11:30.87																
17	10:38.07 *1	1	11:38.70																
1	10:39.55	17	11:43.24 *1																
74	10:49.48 *1	14	11:48.04																
14	10:50.15	2	11:54.16																
7	10:53.33 *1	74	11:55.17 *1																
2	10:55.51	73	11:55.34																
73	10:56.24	7	11:57.65 *1																
16	10:58.94	16	11:57.93																
4	11:01.33	4	12:00.95																
24	11:04.35 *1	8	12:07.80																
8	11:07.52	24	12:09.48 *1																
31	11:15.91 *1	5	12:16.21																
5	11:16.31	15	12:18.47																
15	11:18.68	6	12:20.58																
6	11:21.60	31	12:20.58 *1																



# The Vintage Sports-Car Club

## FORMULA 3 (500) RACING CARS

### RESULT - RACE 9

Pl	No	Cl	Name	Car	Laps	Time	Behind	MPH	Best Lap on	MPH Handicap
1	48	In	Simon BROWN	Cooper Mk4	8	8:21.35		77.55	1:01.50	8 79.02
2	23	P3	George SHACKLETON	Cooper Mk XI	8	8:22.35	1.00	77.40	1:01.48	3 79.05
3	8	P2	Roy HUNT	Martin 500	8	8:22.43	1.08	77.38	1:01.02	8 79.65
4	31	P2	Mike FOWLER	Cooper Mk V	8	8:22.80	1.45	77.33	1:01.30	6 79.28 12.40
5	57	P2	Richard BISHOP-MILLER	Revis 500	8	8:25.17	3.82	76.96	1:01.28	4 79.31 14.93
6	65	P2	Richard DE LA ROCHE	Smith Buckler Single Seater	8	8:27.36	6.01	76.63	1:01.97	4 78.43 11.60 *
7	11	P3	John TURNER	Cooper Mk 9	8	8:28.21	6.86	76.50	1:01.85	4 78.58 13.41
8	92	P3	Neil HODGES	Cooper Mk 8 Monoposto	8	8:31.66	10.31	75.99	1:01.89	6 78.53 16.54
9	59	P2	Xavier KINGSLAND	Staride Mk3	8	8:33.63	12.28	75.70	1:02.65	8 77.57 12.43
10	30	P3	Stuart WRIGHT	Dastle F3	8	8:34.36	13.01	75.59	1:02.39	2 77.90 15.24
11	4	P3	Nicholas POWELL	Cooper Mark 8	8	8:34.57	13.22	75.56	1:01.47	7 79.06 22.81
12	15	P3	Mark RILEY	Cooper Mk 9	8	8:39.30	17.95	74.87	1:02.33	5 77.97 20.66
13	19	P3	JB JONES	Cooper Mk9	8	8:41.13	19.78	74.61	1:03.18	4 76.92 15.69
14	25	P2	Fred WALMSLEY	Cooper Mk VII	8	8:45.15	23.80	74.04	1:03.19	5 76.91 19.63
15	91	P2	Rodney DELVES	Kieft F3 500	8	8:46.07	24.72	73.91	1:03.47	5 76.57 18.31
16	22	P2	James GRAY	Comet Mk I	8	8:46.45	25.10	73.85	1:03.23	5 76.86 20.61
17	89	P1	Shirley MONRO	Cooper Mk IV	8	8:59.12	37.77	72.12	1:05.86	5 73.79 12.24
18	77	P1	Colin WARRINGTON	Cooper Mk IV	8	9:23.38	1:02.03	69.01	1:08.55	8 70.90 14.98
19	60	P3	Paul HEWES	Cooper Mk 8	7	8:42.81	1 Lap	65.07	1:11.64	7 67.84 21.33
20	21	P3	Maurice VAN DER BREMPT	Fillingham Single Seater	6	8:55.83	2 Laps	54.42	1:25.36	4 56.94 23.67

#### Not-Classified

27	P2	Pat BARFORD	Arnott F3	5	5:32.28	DNF	73.13	1:04.40	4 75.47
6	P3	Darrell WOODS	Cooper Mk XII	3	3:31.30	DNF	69.00	1:03.87	2 76.09
9	P3	Martin GARTSIDE	Cooper Mk8	1	1:16.09	DNF	63.87		0 0.00

#### Fastest Lap

48	In	Simon BROWN	Cooper Mk4					1:01.50	8 79.02
89	P1	Shirley MONRO	Cooper Mk IV					1:05.86	5 73.79
8	P2	Roy HUNT	Martin 500					1:01.02	8 79.65
4	P3	Nicholas POWELL	Cooper Mark 8					1:01.47	7 79.06

#### Awards

##### Race Winner

	48	In	Simon BROWN	Cooper Mk4	
2 <sup>nd</sup>	23	P3	George SHACKLETON	Cooper Mk XI	(& 1 <sup>st</sup> Class P3)
3 <sup>rd</sup>	8	P2	Roy HUNT	Martin 500	(& 1 <sup>st</sup> Class P2)

##### Other Class Winners

	89	P1	Shirley MONRO	Cooper Mk IV	(1 <sup>st</sup> Class P1)
--	----	----	---------------	--------------	----------------------------

##### 1<sup>st</sup> on Handicap

	65	P2	Richard DE LA ROCHE	Smith Buckler Single Seater	
--	----	----	---------------------	-----------------------------	--

# RACE GRID

## FORMULA 3 (500) CARS

### RACE 9

ROW 14

ROW 13

ROW 12

ROW 11

ROW 10

ROW 9

ROW 8

ROW 7

ROW 6

ROW 5

ROW 4

ROW 3

ROW 2

ROW 1

**21** 01:26.150  
Maurice VAN DER BREM

**60** 01:13.220  
Paul HEWES

**36** 01:14.230  
Hakan SANDBERG

**89** 01:06.870  
Shirley MONRO

**77** 01:11.030  
Colin WARRINGTON

**30** 01:06.140  
Stuart WRIGHT

**91** 01:06.640  
Rodney DELVES

**90** 01:05.500  
Ian PHILLIPS

**9** 01:05.820  
Martin GARTSIDE

**57** 01:05.040  
Richard BISHOP-MILLER

**22** 01:05.440  
James GRAY

**4** 01:03.750  
Nicholas POWELL

**15** 01:04.130  
Mark RILEY

**19** 01:03.650  
JB JONES

**25** 01:03.670  
Fred WALMSLEY

**59** 01:03.610  
Xavier KINGSLAND

**27** 01:03.650  
Pat BARFORD

**65** 01:02.640  
Richard DE LA ROCHE

**48** 01:02.860  
Simon BROWN

**23** 01:01.910  
George SHACKLETON

**92** 01:02.620  
Neil HODGES

**31** 01:00.830  
Mike FOWLER

**11** 01:01.870  
John TURNER

**6** 01:00.310  
Darrell WOODS

**8** 01:00.680  
Roy HUNT

**POLE**

# FORMULA 3 (500) RACING CARS

## LAP TIMES - RACE 9

<b>4</b>	<b>Nicholas POWELL</b>									
<b>Lap</b>	<b>1</b>	<b>2</b>	<b>3</b>	<b>4</b>	<b>5</b>	<b>6</b>	<b>7</b>	<b>8</b>	<b>9</b>	<b>10</b>
1	1:10.63	1:02.75	1:07.04	1:02.51	1:02.18	1:05.47	1:01.47	1:02.52		
<b>6</b>	<b>Darrell WOODS</b>									
<b>Lap</b>	<b>1</b>	<b>2</b>	<b>3</b>	<b>4</b>	<b>5</b>	<b>6</b>	<b>7</b>	<b>8</b>	<b>9</b>	<b>10</b>
1	1:07.69	1:03.87	1:19.74							
<b>8</b>	<b>Roy HUNT</b>									
<b>Lap</b>	<b>1</b>	<b>2</b>	<b>3</b>	<b>4</b>	<b>5</b>	<b>6</b>	<b>7</b>	<b>8</b>	<b>9</b>	<b>10</b>
1	1:07.51	1:02.64	1:03.58	1:01.17	1:01.52	1:01.90	1:03.09	1:01.02		
<b>9</b>	<b>Martin GARTSIDE</b>									
<b>Lap</b>	<b>1</b>	<b>2</b>	<b>3</b>	<b>4</b>	<b>5</b>	<b>6</b>	<b>7</b>	<b>8</b>	<b>9</b>	<b>10</b>
1	1:16.09									
<b>11</b>	<b>John TURNER</b>									
<b>Lap</b>	<b>1</b>	<b>2</b>	<b>3</b>	<b>4</b>	<b>5</b>	<b>6</b>	<b>7</b>	<b>8</b>	<b>9</b>	<b>10</b>
1	1:09.49	1:03.84	1:03.53	1:01.85	1:02.37	1:02.22	1:02.31	1:02.60		
<b>15</b>	<b>Mark RILEY</b>									
<b>Lap</b>	<b>1</b>	<b>2</b>	<b>3</b>	<b>4</b>	<b>5</b>	<b>6</b>	<b>7</b>	<b>8</b>	<b>9</b>	<b>10</b>
1	1:14.03	1:04.61	1:04.56	1:05.41	1:02.33	1:03.23	1:02.52	1:02.61		
<b>19</b>	<b>JB JONES</b>									
<b>Lap</b>	<b>1</b>	<b>2</b>	<b>3</b>	<b>4</b>	<b>5</b>	<b>6</b>	<b>7</b>	<b>8</b>	<b>9</b>	<b>10</b>
1	1:11.55	1:04.05	1:03.49	1:03.18	1:04.00	1:04.20	1:05.37	1:05.29		
<b>21</b>	<b>Maurice VAN DER BREMPT</b>									
<b>Lap</b>	<b>1</b>	<b>2</b>	<b>3</b>	<b>4</b>	<b>5</b>	<b>6</b>	<b>7</b>	<b>8</b>	<b>9</b>	<b>10</b>
1	1:45.55	1:26.08	1:26.33	1:25.36	1:25.94	1:26.57				
<b>22</b>	<b>James GRAY</b>									
<b>Lap</b>	<b>1</b>	<b>2</b>	<b>3</b>	<b>4</b>	<b>5</b>	<b>6</b>	<b>7</b>	<b>8</b>	<b>9</b>	<b>10</b>
1	1:13.24	1:05.01	1:05.08	1:06.05	1:03.23	1:04.83	1:03.82	1:05.19		
<b>23</b>	<b>George SHACKLETON</b>									
<b>Lap</b>	<b>1</b>	<b>2</b>	<b>3</b>	<b>4</b>	<b>5</b>	<b>6</b>	<b>7</b>	<b>8</b>	<b>9</b>	<b>10</b>
1	1:07.51	1:03.01	1:01.48	1:02.34	1:01.73	1:02.43	1:02.11	1:01.74		
<b>25</b>	<b>Fred WALMSLEY</b>									
<b>Lap</b>	<b>1</b>	<b>2</b>	<b>3</b>	<b>4</b>	<b>5</b>	<b>6</b>	<b>7</b>	<b>8</b>	<b>9</b>	<b>10</b>
1	1:13.21	1:04.26	1:05.33	1:07.57	1:03.19	1:03.95	1:03.80	1:03.84		
<b>27</b>	<b>Pat BARFORD</b>									
<b>Lap</b>	<b>1</b>	<b>2</b>	<b>3</b>	<b>4</b>	<b>5</b>	<b>6</b>	<b>7</b>	<b>8</b>	<b>9</b>	<b>10</b>
1	1:10.57	1:05.31	1:05.48	1:04.40	1:06.52					
<b>30</b>	<b>Stuart WRIGHT</b>									
<b>Lap</b>	<b>1</b>	<b>2</b>	<b>3</b>	<b>4</b>	<b>5</b>	<b>6</b>	<b>7</b>	<b>8</b>	<b>9</b>	<b>10</b>
1	1:12.46	1:02.39	1:02.92	1:03.05	1:04.00	1:03.50	1:02.85	1:03.19		

<b>31</b>	<b>Mike FOWLER</b>										
	<b>Lap</b>	<b>1</b>	<b>2</b>	<b>3</b>	<b>4</b>	<b>5</b>	<b>6</b>	<b>7</b>	<b>8</b>	<b>9</b>	<b>10</b>
	1	1:10.41	1:01.38	1:03.62	1:01.34	1:01.56	1:01.30	1:01.78	1:01.41		
<b>48</b>	<b>Simon BROWN</b>										
	<b>Lap</b>	<b>1</b>	<b>2</b>	<b>3</b>	<b>4</b>	<b>5</b>	<b>6</b>	<b>7</b>	<b>8</b>	<b>9</b>	<b>10</b>
	1	1:36.09	1:36.09				3:05.85	1:01.82	1:01.50		
<b>57</b>	<b>Richard BISHOP-MILLER</b>										
	<b>Lap</b>	<b>1</b>	<b>2</b>	<b>3</b>	<b>4</b>	<b>5</b>	<b>6</b>	<b>7</b>	<b>8</b>	<b>9</b>	<b>10</b>
	1	1:11.97	1:01.74	1:02.58	1:01.28	1:01.85	1:01.52	1:02.53	1:01.70		
<b>59</b>	<b>Xavier KINGSLAND</b>										
	<b>Lap</b>	<b>1</b>	<b>2</b>	<b>3</b>	<b>4</b>	<b>5</b>	<b>6</b>	<b>7</b>	<b>8</b>	<b>9</b>	<b>10</b>
	1	1:10.89	1:03.31	1:02.70	1:03.90	1:03.76	1:02.92	1:03.50	1:02.65		
<b>60</b>	<b>Paul HEWES</b>										
	<b>Lap</b>	<b>1</b>	<b>2</b>	<b>3</b>	<b>4</b>	<b>5</b>	<b>6</b>	<b>7</b>	<b>8</b>	<b>9</b>	<b>10</b>
	1	1:20.65	1:14.25	1:13.78	1:14.49	1:13.11	1:14.89	1:11.64			
<b>65</b>	<b>Richard DE LA ROCHE</b>										
	<b>Lap</b>	<b>1</b>	<b>2</b>	<b>3</b>	<b>4</b>	<b>5</b>	<b>6</b>	<b>7</b>	<b>8</b>	<b>9</b>	<b>10</b>
	1	1:09.20	1:03.43	1:03.93	1:01.97	1:02.37	1:02.01	1:02.44	1:02.01		
<b>77</b>	<b>Colin WARRINGTON</b>										
	<b>Lap</b>	<b>1</b>	<b>2</b>	<b>3</b>	<b>4</b>	<b>5</b>	<b>6</b>	<b>7</b>	<b>8</b>	<b>9</b>	<b>10</b>
	1	1:17.62	1:09.28	1:10.11	1:09.45	1:09.34	1:10.06	1:08.97	1:08.55		
<b>89</b>	<b>Shirley MONRO</b>										
	<b>Lap</b>	<b>1</b>	<b>2</b>	<b>3</b>	<b>4</b>	<b>5</b>	<b>6</b>	<b>7</b>	<b>8</b>	<b>9</b>	<b>10</b>
	1	1:15.51	1:06.15	1:06.83	1:06.04	1:05.86	1:06.57	1:05.91	1:06.25		
<b>91</b>	<b>Rodney DELVES</b>										
	<b>Lap</b>	<b>1</b>	<b>2</b>	<b>3</b>	<b>4</b>	<b>5</b>	<b>6</b>	<b>7</b>	<b>8</b>	<b>9</b>	<b>10</b>
	1	1:13.70	1:04.76	1:05.82	1:05.50	1:03.47	1:04.69	1:03.77	1:04.36		
<b>92</b>	<b>Neil HODGES</b>										
	<b>Lap</b>	<b>1</b>	<b>2</b>	<b>3</b>	<b>4</b>	<b>5</b>	<b>6</b>	<b>7</b>	<b>8</b>	<b>9</b>	<b>10</b>
	1	1:07.67	1:03.51	1:03.03	1:02.32	1:03.74	1:01.89	1:02.62	1:06.88		

# Lap Chart

## FORMULA 3 (500) RACING CARS - RACE 9

Lap 1		Lap 2		Lap 3		Lap 4		Lap 5		Lap 6		Lap 7		Lap 8		Lap 9		Lap 10	
No	Time	No	Time	No	Time	No	Time	No	Time	No	Time	No	Time	No	Time	No	Time	No	Time
8	1:07.51	8	2:10.15	23	3:12.00	23	4:14.34	23	5:16.07	48	6:18.03	48	7:19.85	48	8:21.35				
23	1:07.51	23	2:10.52	48	3:12.18 *1	8	4:14.90	8	5:16.42	8	6:18.32	23	7:20.61	23	8:22.35				
92	1:07.67	92	2:11.18	8	3:13.73	92	4:16.53	31	5:18.31	23	6:18.50	31	7:21.39	8	8:22.43				
6	1:07.69	6	2:11.56	92	3:14.21	31	4:16.75	57	5:19.42	31	6:19.61	8	7:21.41	31	8:22.80				
65	1:09.20	31	2:11.79	31	3:15.41	57	4:17.57	92	5:20.27	57	6:20.94	57	7:23.47	57	8:25.17				
11	1:09.49	65	2:12.63	57	3:16.29	65	4:18.53	65	5:20.90	92	6:22.16	92	7:24.78	65	8:27.36				
31	1:10.41	11	2:13.33	65	3:16.56	11	4:18.71	11	5:21.08	65	6:22.91	65	7:25.35	11	8:28.21				
27	1:10.57	4	2:13.38	11	3:16.86	59	4:20.80	59	5:24.56	11	6:23.30	11	7:25.61	92	8:31.66				
4	1:10.63	57	2:13.71	59	3:16.90	30	4:20.82	30	5:24.82	59	6:27.48	21	7:29.26 *2	59	8:33.63				
59	1:10.89	59	2:14.20	30	3:17.77	19	4:22.27	4	5:25.11	30	6:28.32	59	7:30.98	30	8:34.36				
19	1:11.55	30	2:14.85	19	3:19.09	4	4:22.93	19	5:26.27	19	6:30.47	30	7:31.17	4	8:34.57				
57	1:11.97	19	2:15.60	4	3:20.42	27	4:25.76	15	5:30.94	4	6:30.58	60	7:31.17 *1	15	8:39.30				
30	1:12.46	27	2:15.88	27	3:21.36	15	4:28.61	27	5:32.28	15	6:34.17	4	7:32.05	19	8:41.13				
25	1:13.21	25	2:17.47	25	3:22.80	22	4:29.38	22	5:32.61	22	6:37.44	19	7:35.84	60	8:42.81 *1				
22	1:13.24	22	2:18.25	15	3:23.20	91	4:29.78	91	5:33.25	25	6:37.51	15	7:36.69	25	8:45.15				
91	1:13.70	91	2:18.46	22	3:23.33	25	4:30.37	25	5:33.56	91	6:37.94	22	7:41.26	91	8:46.07				
15	1:14.03	15	2:18.64	91	3:24.28	89	4:34.53	89	5:40.39	89	6:46.96	25	7:41.31	22	8:46.45				
89	1:15.51	89	2:21.66	89	3:28.49	21	4:37.96 *1	77	5:55.80	77	7:05.86	91	7:41.71	21	8:55.83 *2				
9	1:16.09	77	2:26.90	6	3:31.30	77	4:46.46	21	6:03.32 *1			89	7:52.87	89	8:59.12				
77	1:17.62	60	2:34.90	77	3:37.01	60	5:03.17	60	6:16.28			77	8:14.83	77	9:23.38				
60	1:20.65	21	3:11.63	60	3:48.68														
48	1:36.09																		
21	1:45.55																		



# The Vintage Sports-Car Club

## HANDICAP RACE FOR PRE-WAR CARS (VSCC SET 6)

### RESULT - RACE 10

Pl	No	Cl	Name	Car	Laps	Time	Behind	MPH	Best Lap on	MPH
1	11		Justin MAEERS	GN Parker	6	7:02.10		78.37	1:00.19	3 80.74
2	40		Richard REAY-SMITH	Lagonda LG 45	6	7:09.51	7.41	69.51	1:07.63	6 71.86
3	43		Jeffrey EDWARDS	Alvis Sports Special	6	7:09.93	7.83	71.13	1:06.36	4 73.24
4	45		Brian MAILE	Alvis Speed 25 Sports	6	7:10.12	8.02	74.75	1:01.93	2 78.48
5	56		Julian GRIMWADE	Lagonda Rapier	6	7:10.24	8.14	72.86	1:04.54	5 75.30
6	135		Guy PLANTE	Alvis Speed 25 Special	6	7:10.51	8.41	74.67	1:01.74	3 78.72
7	37		Mark BRETT	Ballamy-Ford (LMB) V8 S	6	7:10.97	8.87	72.72	1:04.45	5 75.41
8	50		Tim GREENHILL	Wolseley Hornet Special	6	7:11.21	9.11	76.49	1:01.82	4 78.62
9	54		Trevor SWETE	Invicta S Type	6	7:13.11	11.01	70.59	1:07.12	6 72.41
10	74		Simon STOKES	Riley Treen	6	7:13.23	11.13	74.16	1:02.92	5 77.24
11	61		Andrew MITCHELL	HRG 1 1/2 Litre	6	7:14.24	12.14	73.97	1:02.83	6 77.35
12	46		Mike PAINTER	MG Kayne	6	7:16.51	14.41	73.54	1:03.44	4 76.61
13	38		Rod KING	Delage Special	6	7:21.44	19.34	72.64	1:04.22	3 75.68
14	82		Norman PEMBERTON	Talbot 95/105	6	7:31.50	29.40	64.58	1:11.71	2 67.77
15	196		John SEBER	MG PB	6	7:45.69	43.59	63.99	1:14.61	2 65.14
16	39		Bo WILLIAMS	Bugatti Type 35B	5	7:07.24	1 Lap	61.17	1:07.75	5 71.73
<b><u>Not-Classified</u></b>										
	78		Julian BROWNRIDGE	Wolseley Hornet Special	2	2:43.00	DNF	59.63	1:18.40	2 61.99
<b><u>Fastest Lap</u></b>										
	11		Justin MAEERS	GN Parker					1:00.19	3 80.74

#### Awards

1 <sup>st</sup>	11	Justin MAEERS	GN Parker
2 <sup>nd</sup>	40	Richard REAY-SMITH	Lagonda LG 45
3 <sup>rd</sup>	43	Jeffrey EDWARDS	Alvis Sports Special
4 <sup>th</sup>	45	Brian MAILE	Alvis Speed 25 Sports



# HANDICAP RACE FOR PRE-WAR CARS

## LAP TIMES - RACE 10

<b>11</b>	<b>Justin MAEERS</b>										
	<b>Lap</b>	<b>1</b>	<b>2</b>	<b>3</b>	<b>4</b>	<b>5</b>	<b>6</b>	<b>7</b>	<b>8</b>	<b>9</b>	<b>10</b>
	1	1:56.51	1:01.86	1:00.19	1:00.77	1:02.36	1:00.41				
<b>37</b>	<b>Mark BRETT</b>										
	<b>Lap</b>	<b>1</b>	<b>2</b>	<b>3</b>	<b>4</b>	<b>5</b>	<b>6</b>	<b>7</b>	<b>8</b>	<b>9</b>	<b>10</b>
	1	1:41.03	1:04.64	1:05.93	1:06.47	1:04.45	1:08.45				
<b>38</b>	<b>Rod KING</b>										
	<b>Lap</b>	<b>1</b>	<b>2</b>	<b>3</b>	<b>4</b>	<b>5</b>	<b>6</b>	<b>7</b>	<b>8</b>	<b>9</b>	<b>10</b>
	1	1:55.13	1:06.94	1:04.22	1:05.47	1:05.10	1:04.58				
<b>39</b>	<b>Bo WILLIAMS</b>										
	<b>Lap</b>	<b>1</b>	<b>2</b>	<b>3</b>	<b>4</b>	<b>5</b>	<b>6</b>	<b>7</b>	<b>8</b>	<b>9</b>	<b>10</b>
	1	1:40.28	1:52.86	1:15.75	1:10.60	1:07.75					
<b>40</b>	<b>Richard REAY-SMITH</b>										
	<b>Lap</b>	<b>1</b>	<b>2</b>	<b>3</b>	<b>4</b>	<b>5</b>	<b>6</b>	<b>7</b>	<b>8</b>	<b>9</b>	<b>10</b>
	1	1:26.05	1:09.76	1:08.96	1:07.92	1:09.19	1:07.63				
<b>43</b>	<b>Jeffrey EDWARDS</b>										
	<b>Lap</b>	<b>1</b>	<b>2</b>	<b>3</b>	<b>4</b>	<b>5</b>	<b>6</b>	<b>7</b>	<b>8</b>	<b>9</b>	<b>10</b>
	1	1:33.63	1:07.86	1:07.46	1:06.36	1:07.08	1:07.54				
<b>45</b>	<b>Brian MAILE</b>										
	<b>Lap</b>	<b>1</b>	<b>2</b>	<b>3</b>	<b>4</b>	<b>5</b>	<b>6</b>	<b>7</b>	<b>8</b>	<b>9</b>	<b>10</b>
	1	1:50.95	1:01.93	1:02.73	1:03.52	1:04.59	1:06.40				
<b>46</b>	<b>Mike PAINTER</b>										
	<b>Lap</b>	<b>1</b>	<b>2</b>	<b>3</b>	<b>4</b>	<b>5</b>	<b>6</b>	<b>7</b>	<b>8</b>	<b>9</b>	<b>10</b>
	1	1:54.33	1:06.13	1:05.22	1:03.44	1:03.87	1:03.52				
<b>50</b>	<b>Tim GREENHILL</b>										
	<b>Lap</b>	<b>1</b>	<b>2</b>	<b>3</b>	<b>4</b>	<b>5</b>	<b>6</b>	<b>7</b>	<b>8</b>	<b>9</b>	<b>10</b>
	1	1:58.43	1:02.74	1:02.73	1:01.82	1:03.12	1:02.37				
<b>54</b>	<b>Trevor SWETE</b>										
	<b>Lap</b>	<b>1</b>	<b>2</b>	<b>3</b>	<b>4</b>	<b>5</b>	<b>6</b>	<b>7</b>	<b>8</b>	<b>9</b>	<b>10</b>
	1	1:33.08	1:08.00	1:09.26	1:08.44	1:07.21	1:07.12				
<b>56</b>	<b>Julian GRIMWADE</b>										
	<b>Lap</b>	<b>1</b>	<b>2</b>	<b>3</b>	<b>4</b>	<b>5</b>	<b>6</b>	<b>7</b>	<b>8</b>	<b>9</b>	<b>10</b>
	1	1:42.60	1:04.71	1:05.81	1:05.79	1:04.54	1:06.79				
<b>61</b>	<b>Andrew MITCHELL</b>										
	<b>Lap</b>	<b>1</b>	<b>2</b>	<b>3</b>	<b>4</b>	<b>5</b>	<b>6</b>	<b>7</b>	<b>8</b>	<b>9</b>	<b>10</b>
	1	1:54.57	1:06.36	1:04.36	1:02.94	1:03.18	1:02.83				
<b>74</b>	<b>Simon STOKES</b>										
	<b>Lap</b>	<b>1</b>	<b>2</b>	<b>3</b>	<b>4</b>	<b>5</b>	<b>6</b>	<b>7</b>	<b>8</b>	<b>9</b>	<b>10</b>
	1	1:53.83	1:04.94	1:03.21	1:05.37	1:02.92	1:02.96				

---

<b>78</b>	<b>Julian BROWNRIDGE</b>										
	<b>Lap</b>	<b>1</b>	<b>2</b>	<b>3</b>	<b>4</b>	<b>5</b>	<b>6</b>	<b>7</b>	<b>8</b>	<b>9</b>	<b>10</b>
	1	1:24.60	1:18.40								

---

<b>82</b>	<b>Norman PEMBERTON</b>										
	<b>Lap</b>	<b>1</b>	<b>2</b>	<b>3</b>	<b>4</b>	<b>5</b>	<b>6</b>	<b>7</b>	<b>8</b>	<b>9</b>	<b>10</b>
	1	1:24.04	1:11.71	1:13.26	1:14.70	1:14.18	1:13.61				

---

<b>135</b>	<b>Guy PLANTE</b>										
	<b>Lap</b>	<b>1</b>	<b>2</b>	<b>3</b>	<b>4</b>	<b>5</b>	<b>6</b>	<b>7</b>	<b>8</b>	<b>9</b>	<b>10</b>
	1	1:54.68	1:03.49	1:01.74	1:02.02	1:03.01	1:05.57				

---

<b>196</b>	<b>John SEBER</b>										
	<b>Lap</b>	<b>1</b>	<b>2</b>	<b>3</b>	<b>4</b>	<b>5</b>	<b>6</b>	<b>7</b>	<b>8</b>	<b>9</b>	<b>10</b>
	1	1:29.13	1:14.61	1:16.06	1:15.81	1:15.26	1:14.82				

# Lap Chart

## HANDICAP RACE FOR PRE-WAR CARS - RACE 10

Lap 1		Lap 2		Lap 3		Lap 4		Lap 5		Lap 6		Lap 7		Lap 8		Lap 9		Lap 10	
No	Time	No	Time	No	Time	No	Time	No	Time	No	Time	No	Time	No	Time	No	Time	No	Time
82	1:24.04	82	2:35.75	40	3:44.77	40	4:52.69	11	6:01.69	11	7:02.10								
78	1:24.60	40	2:35.81	43	3:48.95	43	4:55.31	40	6:01.88	39	7:07.24	*1							
40	1:26.05	54	2:41.08	82	3:49.01	37	4:58.07	43	6:02.39	40	7:09.51								
196	1:29.13	43	2:41.49	54	3:50.34	54	4:58.78	37	6:02.52	43	7:09.93								
54	1:33.08	78	2:43.00	37	3:51.60	56	4:58.91	56	6:03.45	45	7:10.12								
43	1:33.63	196	2:43.74	56	3:53.12	45	4:59.13	45	6:03.72	56	7:10.24								
39	1:40.28	37	2:45.67	45	3:55.61	11	4:59.33	135	6:04.94	135	7:10.51								
37	1:41.03	56	2:47.31	11	3:58.56	135	5:01.93	54	6:05.99	37	7:10.97								
56	1:42.60	45	2:52.88	196	3:59.80	82	5:03.71	50	6:08.84	50	7:11.21								
45	1:50.95	135	2:58.17	135	3:59.91	50	5:05.72	74	6:10.27	54	7:13.11								
74	1:53.83	11	2:58.37	74	4:01.98	74	5:07.35	61	6:11.41	74	7:13.23								
46	1:54.33	74	2:58.77	50	4:03.90	61	5:08.23	46	6:12.99	61	7:14.24								
61	1:54.57	46	3:00.46	61	4:05.29	46	5:09.12	38	6:16.86	46	7:16.51								
135	1:54.68	61	3:00.93	46	4:05.68	38	5:11.76	82	6:17.89	38	7:21.44								
38	1:55.13	50	3:01.17	38	4:06.29	196	5:15.61	196	6:30.87	82	7:31.50								
11	1:56.51	38	3:02.07	39	4:48.89	39	5:59.49			196	7:45.69								
50	1:58.43	39	3:33.14																



# The Vintage Sports-Car Club

## SCRATCH RACE FOR PRE-WAR CARS (VSCC SET 5)

### RESULT - RACE 11

Pl	No	Cl	Name	Car	Laps	Time	Behind	MPH	Best Lap on	MPH Handicap
1	29	B	Richard ILIFFE	Riley Kestrel 12/4 Special	6	6:42.57		72.43	1:05.91	5 73.74
2	191	B	Jo BLAKENEY-EDWARDS	Frazer Nash Shelsley	6	6:44.26	1.69	72.13	1:05.66	5 74.02
3	34	B	Charles JONES	MG L Magna	6	6:46.38	3.81	71.76	1:06.04	6 73.59
4	62	B	Greg LERIGO	Riley Special	6	6:54.52	11.95	70.35	1:07.92	4 71.55 7.00 *
5	52	A	Ralf EMMERLING	Riley Brooklands	6	6:59.90	17.33	69.45	1:07.95	5 71.52 12.20
6	51	B	Richard BRIGHTMAN	Riley Nine 12/4 Special	6	7:09.58	27.01	67.88	1:08.09	4 71.38 21.04
7	32	A	Matt JOHNSTON	Austin/MG LA Special	6	7:09.66	27.09	67.87	1:08.55	2 70.90 18.36
8	70	B	John REEVE	Riley 12/4	6	7:12.58	30.01	67.41	1:10.19	2 69.24 11.44
9	131	A	Barry FOSTER	MG Monthlery	6	7:14.29	31.72	67.14	1:10.79	2 68.65 9.55
10	68	A	John SKEAVINGTON	Austin Ulster Replica	6	7:17.25	34.68	66.69	1:09.80	4 69.63 18.45
11	63	A	Geoff TOMS	Fiat 508S	6	7:20.02	37.45	66.27	1:10.63	5 68.81 16.24
12	71	B	Paul WESTON	Frazer Nash TT Replica	6	7:24.31	41.74	65.63	1:10.48	3 68.96 21.43
13	106	A	Stuart ROPER-MARSHALL	Austin 7 Special	6	7:24.68	42.11	65.58	1:10.99	3 68.46 18.74
14	81	B	David SAXL	Riley 12/4 Special	6	7:41.30	58.73	63.21	1:14.25	3 65.45 15.80
15	84	B	Andrew CROYSBILL	Riley 12/4	6	7:44.46	1:01.89	62.78	1:14.27	3 65.44 18.84
16	100	B	Adam SMITH	Frazer Nash Super Sports	6	7:46.77	1:04.20	62.47	1:13.43	3 66.19 26.19
17	196	B	John SEBER	MG PB	6	7:56.66	1:14.09	61.18	1:16.79	6 63.29 15.92
18	85	B	Robert WARDALE	Riley Special	6	7:58.23	1:15.66	60.97	1:16.29	4 63.70 20.49
19	76	A	Oliver RICHARDSON	MG C Type Monthlery	5	6:54.33	1 Lap	58.65	1:18.47	2 61.93 21.98

#### Not-Classified

13	A	Gregan THRUSTON	Austin 7 Special	0		Starter
----	---	-----------------	------------------	---	--	---------

#### Fastest Lap

52	A	Ralf EMMERLING	Riley Brooklands			1:07.95	5	71.52
191	B	Jo BLAKENEY-EDWARDS	Frazer Nash Shelsley			1:05.66	5	74.02

#### Awards

##### Race Winner & 1<sup>st</sup> Class B

	29	B	Richard ILIFFE	Riley Kestrel 12/4 Special
2 <sup>nd</sup>	191	B	Jo BLAKENEY-EDWARDS	Frazer Nash Shelsley
3 <sup>rd</sup>	34	B	Charles JONES	MG L Magna

##### Other Class Winners

52	A	Ralf EMMERLING	Riley Brooklands
----	---	----------------	------------------

##### 1<sup>st</sup> VSCC 'Standard' Car

76	A	Oliver RICHARDSON	MG C Type Monthlery
----	---	-------------------	---------------------

##### 1<sup>st</sup> on Handicap

62	B	Greg LERIGO	Riley Special
----	---	-------------	---------------

# RACE GRID

## SCRATCH RACE FOR PRE-WAR CARS

### RACE 11

ROW 12	<b>100</b> 01:20.180 Adam SMITH	
ROW 11	<b>94</b> 01:18.370 David BIRNAGE	<b>76</b> 01:18.740 Oliver RICHARDSON
ROW 10	<b>196</b> 01:15.300 John SEBER	<b>68</b> 01:15.830 John SKEAVINGTON
ROW 9	<b>81</b> 01:13.470 David SAXL	<b>84</b> 01:13.650 Andrew CROYSDILL
ROW 8	<b>13</b> 01:13.260 Gregan THRUSTON	<b>106</b> 01:13.260 Stuart ROPER-MARSHAL
ROW 7	<b>85</b> 01:12.380 Robert WARDALE	<b>113</b> 01:12.490 Philip BEWLEY
ROW 6	<b>32</b> 01:09.770 Matt JOHNSTON	<b>71</b> 01:10.370 Paul WESTON
ROW 5	<b>131</b> 01:09.010 Barry FOSTER	<b>63</b> 01:09.130 Geoff TOMS
ROW 4	<b>52</b> 01:07.840 Ralf EMMERLING	<b>62</b> 01:08.190 Greg LERIGO
ROW 3	<b>51</b> 01:06.650 Richard BRIGHTMAN	<b>70</b> 01:07.520 John REEVE
ROW 2	<b>191</b> 01:05.850 Jo BLAKENEY-EDWARD	<b>34</b> 01:05.980 Charles JONES
ROW 1	<b>197</b> 01:04.430 Tony SEBER	<b>29</b> 01:04.570 Richard ILIFFE

POLE

# SCRATCH RACE FOR PRE-WAR CARS

## LAP TIMES - RACE 11

<b>29</b>	<b>Richard ILIFFE</b>										
	<b>Lap</b>	<b>1</b>	<b>2</b>	<b>3</b>	<b>4</b>	<b>5</b>	<b>6</b>	<b>7</b>	<b>8</b>	<b>9</b>	<b>10</b>
	1	1:09.48	1:07.13	1:06.42	1:06.26	1:05.91	1:07.37				
<b>32</b>	<b>Matt JOHNSTON</b>										
	<b>Lap</b>	<b>1</b>	<b>2</b>	<b>3</b>	<b>4</b>	<b>5</b>	<b>6</b>	<b>7</b>	<b>8</b>	<b>9</b>	<b>10</b>
	1	1:16.90	1:08.55	1:10.38	1:09.88	1:11.92	1:12.03				
<b>34</b>	<b>Charles JONES</b>										
	<b>Lap</b>	<b>1</b>	<b>2</b>	<b>3</b>	<b>4</b>	<b>5</b>	<b>6</b>	<b>7</b>	<b>8</b>	<b>9</b>	<b>10</b>
	1	1:11.81	1:08.18	1:07.09	1:06.65	1:06.61	1:06.04				
<b>51</b>	<b>Richard BRIGHTMAN</b>										
	<b>Lap</b>	<b>1</b>	<b>2</b>	<b>3</b>	<b>4</b>	<b>5</b>	<b>6</b>	<b>7</b>	<b>8</b>	<b>9</b>	<b>10</b>
	1	1:15.43	1:09.67	1:08.81	1:08.09	1:08.20	1:19.38				
<b>52</b>	<b>Ralf EMMERLING</b>										
	<b>Lap</b>	<b>1</b>	<b>2</b>	<b>3</b>	<b>4</b>	<b>5</b>	<b>6</b>	<b>7</b>	<b>8</b>	<b>9</b>	<b>10</b>
	1	1:16.00	1:09.10	1:09.49	1:08.15	1:07.95	1:09.21				
<b>62</b>	<b>Greg LERIGO</b>										
	<b>Lap</b>	<b>1</b>	<b>2</b>	<b>3</b>	<b>4</b>	<b>5</b>	<b>6</b>	<b>7</b>	<b>8</b>	<b>9</b>	<b>10</b>
	1	1:12.92	1:07.96	1:08.24	1:07.92	1:08.77	1:08.71				
<b>63</b>	<b>Geoff TOMS</b>										
	<b>Lap</b>	<b>1</b>	<b>2</b>	<b>3</b>	<b>4</b>	<b>5</b>	<b>6</b>	<b>7</b>	<b>8</b>	<b>9</b>	<b>10</b>
	1	1:20.78	1:11.98	1:12.33	1:11.86	1:10.63	1:12.44				
<b>68</b>	<b>John SKEAVINGTON</b>										
	<b>Lap</b>	<b>1</b>	<b>2</b>	<b>3</b>	<b>4</b>	<b>5</b>	<b>6</b>	<b>7</b>	<b>8</b>	<b>9</b>	<b>10</b>
	1	1:21.63	1:11.75	1:10.34	1:09.80	1:09.80	1:13.93				
<b>70</b>	<b>John REEVE</b>										
	<b>Lap</b>	<b>1</b>	<b>2</b>	<b>3</b>	<b>4</b>	<b>5</b>	<b>6</b>	<b>7</b>	<b>8</b>	<b>9</b>	<b>10</b>
	1	1:13.47	1:10.19	1:12.40	1:12.16	1:11.77	1:12.59				
<b>71</b>	<b>Paul WESTON</b>										
	<b>Lap</b>	<b>1</b>	<b>2</b>	<b>3</b>	<b>4</b>	<b>5</b>	<b>6</b>	<b>7</b>	<b>8</b>	<b>9</b>	<b>10</b>
	1	1:19.07	1:11.17	1:10.48	1:11.51	1:10.82	1:21.26				
<b>76</b>	<b>Oliver RICHARDSON</b>										
	<b>Lap</b>	<b>1</b>	<b>2</b>	<b>3</b>	<b>4</b>	<b>5</b>	<b>6</b>	<b>7</b>	<b>8</b>	<b>9</b>	<b>10</b>
	1	1:30.71	1:18.47	1:20.00	1:21.59	1:23.56					
<b>81</b>	<b>David SAXL</b>										
	<b>Lap</b>	<b>1</b>	<b>2</b>	<b>3</b>	<b>4</b>	<b>5</b>	<b>6</b>	<b>7</b>	<b>8</b>	<b>9</b>	<b>10</b>
	1	1:26.92	1:14.91	1:14.25	1:14.84	1:15.03	1:15.35				
<b>84</b>	<b>Andrew CROYS DILL</b>										
	<b>Lap</b>	<b>1</b>	<b>2</b>	<b>3</b>	<b>4</b>	<b>5</b>	<b>6</b>	<b>7</b>	<b>8</b>	<b>9</b>	<b>10</b>
	1	1:28.46	1:14.78	1:14.27	1:15.39	1:16.39	1:15.17				

<b>85</b>	<b>Robert WARDALE</b>									
<b>Lap</b>	<b>1</b>	<b>2</b>	<b>3</b>	<b>4</b>	<b>5</b>	<b>6</b>	<b>7</b>	<b>8</b>	<b>9</b>	<b>10</b>
1	1:25.95	1:20.03	1:19.59	1:16.29	1:19.01	1:17.36				
<b>100</b>	<b>Adam SMITH</b>									
<b>Lap</b>	<b>1</b>	<b>2</b>	<b>3</b>	<b>4</b>	<b>5</b>	<b>6</b>	<b>7</b>	<b>8</b>	<b>9</b>	<b>10</b>
1	1:28.75	1:16.17	1:13.43	1:17.32	1:15.83	1:15.27				
<b>106</b>	<b>Stuart ROPER-MARSHALL</b>									
<b>Lap</b>	<b>1</b>	<b>2</b>	<b>3</b>	<b>4</b>	<b>5</b>	<b>6</b>	<b>7</b>	<b>8</b>	<b>9</b>	<b>10</b>
1	1:23.18	1:12.57	1:10.99	1:12.09	1:12.48	1:13.37				
<b>131</b>	<b>Barry FOSTER</b>									
<b>Lap</b>	<b>1</b>	<b>2</b>	<b>3</b>	<b>4</b>	<b>5</b>	<b>6</b>	<b>7</b>	<b>8</b>	<b>9</b>	<b>10</b>
1	1:16.83	1:10.79	1:11.38	1:11.26	1:11.15	1:12.88				
<b>191</b>	<b>Jo BLAKENEY-EDWARDS</b>									
<b>Lap</b>	<b>1</b>	<b>2</b>	<b>3</b>	<b>4</b>	<b>5</b>	<b>6</b>	<b>7</b>	<b>8</b>	<b>9</b>	<b>10</b>
1	1:08.97	1:08.45	1:07.03	1:05.82	1:05.66	1:08.33				
<b>196</b>	<b>John SEBER</b>									
<b>Lap</b>	<b>1</b>	<b>2</b>	<b>3</b>	<b>4</b>	<b>5</b>	<b>6</b>	<b>7</b>	<b>8</b>	<b>9</b>	<b>10</b>
1	1:28.09	1:18.61	1:18.55	1:17.25	1:17.37	1:16.79				

# Lap Chart

## SCRATCH RACE FOR PRE-WAR CARS - RACE 11

Lap 1		Lap 2		Lap 3		Lap 4		Lap 5		Lap 6		Lap 7		Lap 8		Lap 9		Lap 10	
No	Time	No	Time	No	Time	No	Time	No	Time	No	Time	No	Time	No	Time	No	Time	No	Time
191	1:08.97	29	2:16.61	29	3:23.03	29	4:29.29	29	5:35.20	29	6:42.57								
29	1:09.48	191	2:17.42	191	3:24.45	191	4:30.27	191	5:35.93	191	6:44.26								
34	1:11.81	34	2:19.99	34	3:27.08	34	4:33.73	34	5:40.34	34	6:46.38								
62	1:12.92	62	2:20.88	62	3:29.12	62	4:37.04	62	5:45.81	76	6:54.33	*1							
70	1:13.47	70	2:23.66	51	3:33.91	51	4:42.00	51	5:50.20	62	6:54.52								
51	1:15.43	51	2:25.10	52	3:34.59	52	4:42.74	52	5:50.69	52	6:59.90								
52	1:16.00	52	2:25.10	32	3:35.83	32	4:45.71	32	5:57.63	51	7:09.58								
131	1:16.83	32	2:25.45	70	3:36.06	70	4:48.22	70	5:59.99	32	7:09.66								
32	1:16.90	131	2:27.62	131	3:39.00	131	4:50.26	131	6:01.41	70	7:12.58								
71	1:19.07	71	2:30.24	71	3:40.72	71	4:52.23	71	6:03.05	131	7:14.29								
63	1:20.78	63	2:32.76	68	3:43.72	68	4:53.52	68	6:03.32	68	7:17.25								
68	1:21.63	68	2:33.38	63	3:45.09	63	4:56.95	63	6:07.58	63	7:20.02								
106	1:23.18	106	2:35.75	106	3:46.74	106	4:58.83	106	6:11.31	71	7:24.31								
85	1:25.95	81	2:41.83	81	3:56.08	81	5:10.92	81	6:25.95	106	7:24.68								
81	1:26.92	84	2:43.24	84	3:57.51	84	5:12.90	84	6:29.29	81	7:41.30								
196	1:28.09	100	2:44.92	100	3:58.35	100	5:15.67	100	6:31.50	84	7:44.46								
84	1:28.46	85	2:45.98	196	4:05.25	85	5:21.86	196	6:39.87	100	7:46.77								
100	1:28.75	196	2:46.70	85	4:05.57	196	5:22.50	85	6:40.87	196	7:56.66								
76	1:30.71	76	2:49.18	76	4:09.18	76	5:30.77			85	7:58.23								